



Environmental Protection and Compliance Division

Los Alamos National Laboratory
P.O. Box 1663, MS M969
Los Alamos, NM 87545
505-667-8160

National Nuclear Security Administration

Los Alamos Field Office
3747 West Jemez Road, A316
Los Alamos, NM 87544
505-667-5794/Fax 505-606-5948

Symbol: EPC-DO-23-177

Date: July 19, 2023

LA-UR -23-25571

Mr. Ricardo Maestas
Acting Bureau Chief
Hazardous Waste Bureau
New Mexico Environment Department
2905 Rodeo Park Drive East, Building 1
Santa Fe, NM 87505-6313

Subject: Class 1 Permit Modification Request with Prior Approval to Add a Treatment Process at Technical Area 50, Building 69, Los Alamos National Laboratory Hazardous Waste Facility Permit EPA ID # NM 0890010515

Dear Mr. Maestas:

The purpose of this letter is to submit to the New Mexico Environment Department-Hazardous Waste Bureau (NMED-HWB) a request for a Class 1 permit modification with prior approval to add a treatment process to the Los Alamos National Laboratory (LANL) Hazardous Waste Facility Permit (the Permit). The Permit authorizes the U.S. Department of Energy (DOE) National Security Administration Los Alamos Field Office (NA-LA); the DOE Environmental Management Los Alamos Field Office (EM-LA); Triad National Security, LLC (Triad); and Newport News Nuclear BWXT-Los Alamos, LLC (N3B), collectively, "the Permittees," to manage, store, and treat hazardous waste at LANL.

This request is a Class 1 permit modification with prior approval to update the Permit. The Permittees provide herein the Permit modifications, which are identified using underlined, red text for additions and redline strikeout for deletions, apart from the replacement figure in Permit Attachment N and the Part A Form (Permit Attachment B), which has been included as a complete form in Attachment 1 of Enclosure 1.

In Enclosure 1, the Permittees are requesting the addition of a treatment process to resize oversized waste in the large glovebox included within the Technical Area 50, Building 69 (TA-50-69) Indoor Unit, also known as the Waste Characterization, Reduction, and Repackaging Facility. The operating capacity for the resizing efforts will increase the treatment capacity at the unit from 275 to 1,100 gallons per day. The Permittees are making additional administrative changes to ensure consistency throughout the Permit, adding a description of resizing capabilities to specific parts of the Permit and updating Figure 23 to delete the refrigerator that was removed from the unit in 2017.

Attachment 1 of Enclosure 1 of this modification request provides updates to Permit Part 7, *Treatment in Containers*, to correct a typographical error and to add resizing activities; Permit Attachment A, *Technical Area (TA) – Unit Descriptions*, to describe the resizing process; Permit Attachment C, *Waste Analysis Plan*, to include resizing treatment; Permit Attachment G.4, *Technical Area 50, Building 69, Indoor Container Storage/Treatment Unit Closure Plan*, to include resizing treatment; Permit Attachment J, *Hazardous Waste Management Units*, to include the increased operating capacity; Permit Attachment N, *Figures*, to remove the refrigeration unit; and to provide an updated Part A Form (U.S. Environmental Protection Agency RCRA Subtitle C Site Identification Form) for inclusion as Permit Attachment B, *Part A Application Form*. A certification page in accordance with the requirements of Title 40 of the Code of Federal Regulations (40 CFR) §270.11 is included as Attachment 2 of Enclosure 1.

This permit modification was prepared in accordance with 40 CFR §270.42(a)(2) for a permit modification that requires prior approval from the NMED-HWB. A full description of the permit modification, rationale for the Class 1 modification, the required permit revisions, and a signed certification page are included in Enclosure 1.

Provided herein are three hard copies of the permit modification request package. Rather than including entire copies of Permit attachments, the hard-copy submittal contains specific pages or sections where text changes have been proposed. An electronic version of the request package will be delivered to the NMED-HWB. The electronic copy will be provided only to NMED-HWB and contains a PDF (portable document format) version of the hard copy, along with all word processing and figure files used to create the hard copy.

In accordance with 40 CFR §270.42(a)(2), after approval of the permit modification request, a public notice will be sent to the LANL facility mailing list maintained by NMED-HWB.


If you have questions or comments regarding this submittal, please contact Jessica Moseley (Triad) at (505) 412-9362 or by email at jmoseley@lanl.gov or Robert Gallegos (NA-LA) at (208) 569-0377 or by email at robert.gallegos@nnsa.doe.gov.

Sincerely,

STEVEN STORY  Digitally signed by STEVEN STORY (Affiliate)
Date: 2023.07.05 08:58:08 -06'00'

Steven L. Story
Acting Division Leader
Environmental Protection and Compliance Division
Triad National Security, LLC
Los Alamos National Laboratory

Sincerely,

Robert A. Gallegos  Digitally signed by Robert A. Gallegos
Date: 2023.07.18 12:29:52 -06'00'

Robert A. Gallegos
Permitting and Compliance Program Manager
National Nuclear Security Administration
Los Alamos Field Office
U.S. Department of Energy

SLS/RAG/OS

Enclosures: (1) Request for Class 1 Permit Modification with Prior Approval to Add a Treatment Process to Technical Area 50, Building 69 Waste Characterization Reduction Repackaging Facility in the Los Alamos National Laboratory Hazardous Waste Facility Permit

Copy: Laurie King, USEPA/Region 6, Dallas, TX, king.laurie@epa.gov
Rick Shean, NMED-HWB, Santa Fe, NM, rick.shean@env.nm.gov
Ricardo Maestas, NMED-HWB, Santa Fe, NM, ricardo.maestas@env.nm.gov
Neelam Dhawan, NMED-HWB, Santa Fe, NM, neelam.dhawan@env.nm.gov

Siona Briley, NMED-HWB, Santa Fe, NM, siona.briley@env.nm.gov
Mitchell Schatz, NMED-HWB, Santa Fe, NM, mitchell.schatz@env.nm.gov
Theodore A. Wyka, NA-LA, theodore.wyka@nnsa.doe.gov
Stephen Hoffman, NA-LA, stephen.hoffman@nnsa.doe.gov
Jason Saenz, NA-LA, jason.saenz@nnsa.doe.gov
Karen E. Armijo, NA-LA, karen.armijo@nnsa.doe.gov
Adrienne L. Nash, NA-LA, adrienne.nash@nnsa.doe.gov
Robert A. Gallegos, NA-LA, robert.gallegos@nnsa.doe.gov
Michael Mikolanis, EM-LA, michael.mikolanis@em.doe.gov
S. Elizabeth Gilbertson, EM-LA, sarah.gilbertson@em.doe.gov
Brian Harecek, EM-LA, brian.harecek@em.doe.gov
Steven A. Coleman, Triad, ALDESHQ, scoleman@lanl.gov
Jennifer E. Payne, Triad, ALDESHQ, jpayne@lanl.gov
Jeannette T. Hyatt, Triad, EWP, jhyatt@lanl.gov
Sylvia Souza de la Sancha, Triad, EWP, sdelasancha@lanl.gov
Steven L. Story, Triad, EPC-DO, story@lanl.gov
Kristen A. Honig, Triad, EPC-DO, khonig@lanl.gov
Andrea L. McLaughlin-Kysar, Triad, EPC-DO, andiek@lanl.gov
Deepika Saikrishnan, Triad, EPC-DO, deepika@lanl.gov
Jessica L. Moseley, Triad, EPC-WMP, jmoseley@lanl.gov
Oral S. Saulters, Triad, EPC-WMP, osaulters@lanl.gov
Cecilia Trujillo, Triad, EPC-WMP, ceciliat@lanl.gov
Christian Maupin, N3B, christian.maupin@em-la.doe.gov
William Alexander, N3B, william.alexander@em-la.doe.gov
locatsteam@lanl.gov
epccorrespondence@lanl.gov
rcra-prr@lanl.gov
eshq-dcrm@lanl.gov

COPY



Environmental Protection and Compliance Division
Los Alamos National Laboratory
P.O. Box 1663, MS M969
Los Alamos, NM 87545
505-667-8160

National Nuclear Security Administration
Los Alamos Field Office
3747 West Jemez Road, A316
Los Alamos, NM 87544
505-667-5794/Fax 505-606-5948



Symbol: EPC-DO-23-177
Date: July 19, 2023
LA-UR -23-25571

Mr. Ricardo Maestas
Acting Bureau Chief
Hazardous Waste Bureau
New Mexico Environment Department
2905 Rodeo Park Drive East, Building 1
Santa Fe, NM 87505-6313

Subject: Class 1 Permit Modification Request with Prior Approval to Add a Treatment Process at Technical Area 50, Building 69, Los Alamos National Laboratory Hazardous Waste Facility Permit EPA ID # NM 0890010515

Dear Mr. Maestas:

The purpose of this letter is to submit to the New Mexico Environment Department-Hazardous Waste Bureau (NMED-HWB) a request for a Class 1 permit modification with prior approval to add a treatment process to the Los Alamos National Laboratory (LANL) Hazardous Waste Facility Permit (the Permit). The Permit authorizes the U.S. Department of Energy (DOE) National Security Administration Los Alamos Field Office (NA-LA); the DOE Environmental Management Los Alamos Field Office (EM-LA); Triad National Security, LLC (Triad); and Newport News Nuclear BWXT-Los Alamos, LLC (N3B), collectively, "the Permittees," to manage, store, and treat hazardous waste at LANL.

This request is a Class 1 permit modification with prior approval to update the Permit. The Permittees provide herein the Permit modifications, which are identified using underlined, red text for additions and redline strikeout for deletions, apart from the replacement figure in Permit Attachment N and the Part A Form (Permit Attachment B), which has been included as a complete form in Attachment 1 of Enclosure 1.

In Enclosure 1, the Permittees are requesting the addition of a treatment process to resize oversized waste in the large glovebox included within the Technical Area 50, Building 69 (TA-50-69) Indoor Unit, also known as the Waste Characterization, Reduction, and Repackaging Facility. The operating capacity for the resizing efforts will increase the treatment capacity at the unit from 275 to 1,100 gallons per day. The Permittees are making additional administrative changes to ensure consistency throughout the Permit, adding a description of resizing capabilities to specific parts of the Permit and updating Figure 23 to delete the refrigerator that was removed from the unit in 2017.

Enclosure 1

**Request for Class 1 Permit Modification with Prior
Approval to Add a Treatment Process to Technical Area
50, Building 69 Waste Characterization Reduction
Repackaging Facility in the Los Alamos National
Laboratory Hazardous Waste Facility Permit**

Request for Class 1 Permit Modification with Prior Approval to Add a Treatment Process to Technical Area 50, Building 69 Waste Characterization Reduction Repackaging Facility in the Los Alamos National Laboratory Hazardous Waste Facility Permit

This document requests a Class 1 permit modification with prior approval to update the Los Alamos National Laboratory Hazardous Waste Facility Permit (the Permit). The U.S. Department of Energy and its field offices—the National Nuclear Security Administration Los Alamos Field Office and the Environmental Management Los Alamos Field Office—together with Newport News Nuclear BWXT Los Alamos, LLC, and Triad National Security, LLC, collectively the “Permittees,” provide herein the Permit modifications, which are identified using underlined, red text for additions and redline strikeout for deletions.

The Permittees are requesting to add a treatment process to resize oversized waste in the large glovebox included within the Technical Area 50, Building 69 (TA-50-69) Indoor Unit, also known as the Waste Characterization, Reduction, and Repackaging Facility. The operating capacity for the resizing efforts will increase the treatment capacity from 275 to 1,100 gallons per day at the unit. The Permittees are making additional administrative changes to ensure consistency throughout the Permit, to add descriptions of resizing capabilities to specific parts of the Permit, and to update Figure 23 to delete the refrigerator that was removed from the unit in 2017.

Attachment 1 of this modification provides updates in the following portions of the Permit:

- Permit Part 7, *Treatment in Containers*;
- Permit Attachment A, *Technical Area (TA) - Unit Descriptions*;
- Permit Attachment C, *Waste Analysis Plan*;
- Permit Attachment G.4., *Technical Area 50, Building 69, Indoor Container Storage/Treatment Unit Closure Plan*;
- Permit Attachment J, *Hazardous Waste Management Units*;
- Permit Attachment N, *Figures*; and
- and provides Part A Form for inclusion into Permit Attachment B, *Part A Application*.

Because there are multiple permitting actions in review by the NMED-HWB currently, the certifications on the Permit Attachment B, Part A Application Form are not completed. After the NMED-HWB makes determinations on this and other current minor permit modification requests, a complete and signed Part A Application Form will be provided by the Permittees. A certification page in accordance with the requirements of Title 40 of the Code of Federal Regulations (40 CFR) §270.11 is included as Attachment 2.

Basis

This Class 1 permit modification request with prior approval has been drafted and prepared in accordance with 40 CFR 270.42(a)(2), Appendix I, Items A.1 and F.1.c. Item A.1 allows for administrative and informational changes to be made to the Permit, and Item F.1.c allows for the addition of a treatment process necessary to treat wastes that are restricted from land disposal so they meet some or all of the applicable treatment standards. The Permittees are making administrative changes to ensure consistency throughout the Permit and to add applicable and missing information.

Description

Changes to Permit Part 7, *Treatment in Containers*, to add resizing for TA-50-69 and correct a typographical error; Permit Attachment A, *Technical Area (TA) - Unit Descriptions*, to update the process

waste description in A.3.1 and the container sizes in A.3.3; Permit Attachment C, *Waste Analysis Plan*, to include resizing treatment in C.1.3, C.1.3.1, and C.3.2.4; Permit Attachment G.4., *Technical Area 50, Building 69, Indoor Container Storage/Treatment Unit Closure Plan*, to include resizing treatment; Permit Attachment J, *Hazardous Waste Management Units*, to update the increased operating capacity; Permit Attachment N, *Figures*, to remove the refrigeration unit from Figure 23; and provide an updated Part A Form for inclusion in Permit Attachment B. The following information was updated in the Permit:

- Permit Part 7, Sections 7.1(1) and 7.1(2) – resizing in containment was added to the treatment process description
- Permit Part 7, Section 7.1.(2) – correction of a typographical error from “TA-54-69” to “TA-50-69”
- Permit Attachment A, Section A.3.1 – updated to include a description of the large glovebox operation
- Permit Attachment A, Section A.3.3 – updated to include “oversized containers” in the list of container types
- Permit Attachment C, Sections C.1.3, C.1.3.1, and C.3.2.4 – updated to include resizing operations in the descriptions
- Permit Attachment G.4., *Technical Area 50, Building 69, Indoor Container Storage/Treatment Unit Closure Plan*, Section 2.0 – updated to include resizing treatment and description of process in large glovebox and to update the title of Permit Part 7
- Permit Attachment J, Table J-1 – included resizing of oversized waste treatment process and volume of 1,100 gallons per day to the treatment description for the TA-50-69 Indoor Unit
- Permit Attachment N, Figure 23 – edited to remove the refrigeration unit
- Permit Attachment B – the Part A Form was updated to include the newly requested treatment capacity in item 6, line X8

All text changes in Attachment 1 are identified using underlined red text for additions and redline strikeout for deletions, except for the replacement figure in Permit Attachment N and the Part A Form (Permit Attachment B), which has been included as a complete form in Attachment 1 of Enclosure 1.

Attachment 1

Changes to the LANL Hazardous Waste Facility Permit

PART 7: TREATMENT IN CONTAINERS

Permittees (DOE, Triad, and N3B) have a duty to meet the additional Permit requirements of this Part, Sections 7.1 through 7.6.

7.1 GENERAL CONDITIONS

- (1) The Permittees shall treat waste by stabilization and resizing in a glovebox or in containers at TA-50-0069 Indoor Permitted Unit and stabilization (including absorption) and neutralization at TA-54, Area G, Pad 9, Dome 231 PermaCon, TA-54, Area G, Pad 11, Dome 375, and TA-54, Area G, Pad 1, Building 412 in accordance with this Permit Part and the requirements of 40 CFR Part 264, Subpart I, which is incorporated herein by reference.
- (2) The Permittees shall, in accordance with this Permit Part, maintain and operate the equipment utilized for stabilization and resizing treatment as described in Attachment A (*Technical Area Unit Descriptions*) for ~~TA-54-69~~ TA-50-69 and for stabilization (including absorption) and neutralization as described in Attachment A, (Technical Area Unit Descriptions) for TA-54, Area G, Pad 9, Dome 231 PermaCon, TA-54, Area G, Pad 11, Dome 375 and TA-54, Area G, Pad 1, Building 412.
- (3) The Permittees shall treat by stabilization in containers only in the permitted unit identified with process code T04 in attachment J, Table J-1. The Permittees shall not store or treat waste in quantities that exceed the operating capacities identified in Table J-1.
- (4) The Permittees shall treat by stabilization only those wastes with EPA Hazardous Waste Numbers listed in association with the applicable permitted storage unit and stabilization process in Attachment B (*Part A Application*).
- (5) The Permittees shall ensure that wastes or treatment reagents are not used in the stabilization process if they could cause the equipment used for treatment to rupture, leak, corrode, or otherwise fail.

7.2 GLOVE BAG/GLOVEBOX INTEGRITY AND CONTAINMENT

- (1) The Permittees shall maintain in the Facility Operating Record the written integrity assessment of the glove bag/glovebox system used to treat nitrate salt-bearing waste and other wastes with the characteristics of ignitability, corrosivity, and reactivity.
- (2) The Permittees shall use appropriate controls and practices to prevent spill and releases from the glove bag/glovebox containment system.

ATTACHMENT A
TECHNICAL AREA (TA) - UNIT DESCRIPTIONS

A.3.1 TA-50-69 Indoor Permitted Unit

The TA-50-69 Indoor permitted unit consists of Rooms 102 and 103 as shown in Figure 23 in Attachment N (*Figures*). Room 102, the main process room, measures approximately 45 feet wide and 52 feet long. Room 103, the unloading area, measures approximately 18 feet wide and 19 feet long and is located adjacent to and southeast of Room 102. A 12 foot by 20-foot roll-up vehicle access door is located at the southernmost end of Room 103 separating the unloading area (Room 103) from the vehicle airlock entrance (Room 104). This design allows for unobstructed transport of oversized fiberglass-reinforced plywood boxes from outside the facility, through the vehicle airlock entrance, into the unloading area, and into the glove box cutting enclosure. A smaller glovebox, designed for mounting of a single parent container and multiple daughter containers at one time is also located within Room 102.

Items will be brought into the large glovebox through the air lock. The items will then be placed in a process area of the glovebox enclosure where they will be visually inspected/examined and processed. This process may include sorting, segregation, size reduction, decontamination, and repackaging of the waste. The size reduction will be conducted in the process area of the glovebox enclosure through the use of powered tools (e.g., sawzall, circular saw, drills, etc.). Other hand tools that may be utilized include box cutters, scissors, drill bits, torque wrenches, etc. The items will be packaged in the process area into approved containers (e.g., 55- or 85-gallon drums and standard waste boxes).

The small glovebox located in Room 102 is used for sorting, segregation, resizing, and treatment of transuranic mixed waste. The glovebox was designed in 1994 and installed in the mid-1990s. It has two 55-gallon daughter drum bag out ports, a 14-inch diameter bag-out port, and a single 55-gallon drum waste bag-on port. The box is 11 feet long, 3 feet wide, and 30 inches high. The box has seven work stations, three on the front side and four on the back. The waste drum is attached straight on from the front side of the glovebox and accessed from the back of the box. A liquid catch basin is located below the parent bag-on port to collect liquid from the parent drum. The glovebox is equipped with a water fire sprinkler for fire suppression. Ventilation for the glovebox is pulled in from the room and exhausted through high-efficiency particulate air (HEPA) filters on the glovebox and then through the facility HEPA filters.

Mixers and blender will be used to provide mixing to ensure the waste being treated is well blended; first with water to aid in processing (by reducing the viscosity and dissolving the nitrate salts, in the case of solids), and then with zeolite to absorb the nitrate solution and provide an inorganic matrix. Volumetric containers will be used to measure the ingredients (water, waste, and zeolite). Waste removed from the parent container will be collected in a container to move to the mixers for processing. Water will be delivered to the mixer via piping through the glovebox patch panel, and/or from a container mounted to a glovebox opening via a pump. Zeolite will be loaded into the glovebox. All contents of a single waste container will be treated with in a single shift, or the waste containers (parent and daughter) will be closed using a vented, rigid cover if the waste must be left unattended mid treatment.

The liquid contents of the nitrate salt-bearing waste containers will be decanted from the parent waste container, captured in a container, added to the mixer and then blended with

coated asphalt pad measuring 24 feet in width and 90 feet in length. The entire pad is approximately 4 inches thick and slopes gently (approximately one to five percent) from west to east and up to 2.5 percent toward the centerline. Transportainers and other weather protective structures (*i.e.*, containers covered with tarps, containers inside SWBs) in the permitted unit provide weather protection for containers of various sizes. Painted lines are used to visually delineate the TA-50-69 Outdoor unit boundary. Drainage swales located in the vicinity divert storm water away from the pad. One drainage swale is located just south of the unit; between it and the material disposal area C. A second drainage swale is located on the west side of the permitted unit between Pecos Drive and the TA-50 fence line.

A.3.3 Security and Access

Security at TA-50 is predominantly maintained with artificial barriers. These barriers prevent the unknowing entry and minimize the possibility for unauthorized entry of persons or livestock into the area.

An 8ft high chain-link security fence surrounds the entire perimeter of TA-50. Bilingual (*i.e.*, English and Spanish) warning signs are posted on the fences at approximately 50 to 75 foot intervals. Warning signs are also posted at the entrances to each area that will manage hazardous and mixed waste and are visible from any approach to these areas. The legends on the posted signs indicate “Danger–Hazardous Waste Storage Area” and “Unauthorized Persons Keep Out.” Existing signs with a legend other than “Danger-Unauthorized Persons Keep Out” may be used if the legend on the sign indicates that only authorized personnel are allowed to enter the active portion, and that entry into the active portion can be dangerous. The signs are legible from a distance of 25 ft. Additionally, signs are posted at the entrance to each hazardous and mixed waste permitted unit to address requirements associated with entering and working in the area.

There are four entry gates into TA-50. Two entry gates are located north of TA-50-1. During normal business hours, the easternmost of these two gates may remain open to receive deliveries. After normal business hours, this gate is padlocked. The westernmost of these two gates is the main access gate and remains open during normal business hours for personal and government-owned passenger vehicles. After normal business hours, access through this gate is by badge-reader only. The third gate is a fire access and shipping gate which is located west of TA-50-69 and is routinely kept closed and locked. When this gate is opened for shipments of materials or waste, facility personnel are present in the yard west of TA-50-69 to limit entry by unauthorized persons. When shipments are completed, the gate is re-closed and locked. A fourth gate to the south of TA-50-1 is locked except when authorized access is necessary.

TA-50-69 is located in the southwest quadrant of TA-50. The TA-50-69 Indoor unit was constructed in 1979 to house the Waste Characterization, Reduction, and Repackaging Facility (WCRRF). The primary purpose of WCRRF was to size reduce and repackage large transuranic contaminated metallic items (*e.g.*, glove boxes, process equipment) into standard sized containers for transport to, and disposal at, the Waste Isolation Pilot Plant. The facility was first used to size reduce mixed transuranic waste in 1982. The original function of the WCRRF has since been expanded to include other activities related to hazardous and mixed waste management including waste characterization, transuranic and mixed transuranic waste

prohibited item disposition and repackaging operations, and experimental process demonstration support.

TA-50-69 is a single-story building constructed in two phases. The original structure (45ft by 52 ft) was built in 1979 to house the main process room (Room 102) and personnel change rooms. An unloading area (Room 103), a vehicle airlock entrance (Room 104), and a mezzanine over the western third of the main process room were added to the building in 1986.

The exterior walls of TA-50-69 are load-bearing and constructed of structural steel framing with a plastic veneer finish on polystyrene insulation and gypsum wallboard. The interior walls are similarly constructed. The epoxy-painted floor of the building is a reinforced concrete slab on compacted fill.

A forklift or other manual, mechanical, and hydraulic drum handling equipment will be used to move containers stored at the permitted units at TA-50-69. Fiberglass-reinforced plywood boxes, oversized containers and palletized drums will be handled with a forklift equipped with tines or other types of mechanical or hydraulic drum handling equipment. Individual drums of waste will be manipulated with a drum-grapple attachment on the forklift or other manual, mechanical, and hydraulic drum handling equipment. Small containers may be handled manually or with a dolly. Inside TA-50-69 two cranes are available to move heavy objects.

TA-50 is patrolled by security personnel during non-operational hours to ensure that unauthorized entry has not occurred. The locations of the security fences and entry gates at TA-50 are shown on Figure 6 in Permit Attachment N (*Figures*).

TA-50-69 access is controlled through a centralized Operations Center located in TA-50-84. The Indoor permitted unit is always locked and access is gained by a badge reader. Doors to the building and transportainers are locked. Keys to these doors are distributed to designated personnel only. A chain is installed at the east end of the operations area and adjacent to TA-50-84 and is posted with the bilingual hazardous waste sign.

All personnel involved in waste management activities at the TA-50-69 indoor and outdoor permitted units have immediate access to an internal alarm or emergency communication device. In the event of an emergency, this communication equipment allows personnel to contact the operating group management, the Emergency Management and Response personnel, or the Central Alarm Station operator.

TA-50-69 is equipped with an audible alarm system to alert personnel to evacuate the area. The alarm system may be activated by one of the fire alarm pull stations located throughout the building. Personnel can also use phones to summon assistance from local emergency response teams in case of an emergency. Personnel may carry pagers, two-way radios, or cellular telephones so they can contact, or be contacted by, on-site and the Facility emergency support personnel at all times.

TA-50-69 is equipped with fire extinguishers and fire suppression systems. Depending on the size of a fire and the fuel source, fire extinguishers may be used by on-site personnel. However, the Facility policy encourages immediate evacuation of the area and notification of

ATTACHMENT C
WASTE ANALYSIS PLAN

C.1.3 Treated Wastes

MTRUW is treated at a permitted unit at the Facility. MTRUW is treated by cementation to stabilize the waste for storage and/or resizing to meet the Waste Isolation Pilot Plant (WIPP) waste acceptance criteria.

C.1.3.1 Treated Mixed TRU Wastes

MTRUW that require treatment is generated primarily from R&D and processing and recovery operations. Treatment of MTRUW at the Facility may consist of resizing and stabilization by cementation to form a noncorrosive solid matrix. Additional specific information on the stabilization treatment process is provided in Section C.3.2.4 of this WAP.

C.1.4 Description of Permitted Units

The permitted units used for storage and treatment of wastes addressed in this WAP are located within various TAs at the Facility. These units are listed in Attachment J (*Hazardous Waste Management Units*). Detailed information on the permitted units is provided in Attachment A (*Technical Area Unit Descriptions*).

C.2 WASTE ANALYSIS PARAMETERS

The Permittees shall conduct detailed chemical and physical characterization on non-mixed hazardous wastes, the hazardous component of MLLW, and the hazardous component of MTRUW as required by 40 CFR § 264.13 and Permit Section 2.4. The Permittees shall select waste analysis parameters to ensure that the waste characterization documentation will contain the information necessary to manage the waste in accordance with Resource Conservation and Recovery Act (RCRA) general facility standards in 40 CFR Part 264 and the LDR requirements in 40 CFR Part 268.

C.2.1 Analytical Parameters and Methods

The Permittees shall use the characterization methods for non-mixed hazardous wastes, MLLW, and MTRUW summarized in Tables C-9 through C-11 to quantify the waste characterization parameters in those tables. The Permittees shall comply with the sampling and analysis requirements of Permit Sections 2.4.1 through 2.4.9. The Permittees shall use the methods listed below, as necessary, for the wastes listed in Attachment Section C.1.

1. Acceptable Knowledge (AK);
2. Sampling and laboratory analysis to determine the presence and concentrations of:
 - RCRA-regulated metals
 - RCRA-regulated volatile organic compounds (VOC)
 - RCRA-regulated semivolatile organic compounds (SVOC)
3. Additional MTRUW characterization sampling methods;

waste characterization determined through VE is recorded in the associated waste's AK documentation.

Standardized training for VE shall be developed. Visual examination operators shall be trained in the specific waste generating processes, typical packaging configurations, and waste material parameters expected to be found in each waste stream at the generator site. The training shall be site specific to include the various waste configurations generated at the site. Operators must requalify at least every two years.

C.3.2.2 Characterization to Meet LDR Requirements

The Permittees shall characterize MTRUW to determine its land disposal restriction status in accordance with Attachment Section C.5.2.

C.3.2.3 WIPP Characterization

Most MTRUW waste at the Facility is destined for disposal at the Waste Isolation Pilot Project (WIPP) in Carlsbad, New Mexico. Therefore, prior to shipment to WIPP, additional characterization to meet WIPP certification procedures will be implemented to meet requirements of the WIPP permit for these wastes. Waste information that is derived from the WIPP waste characterization will be used for Facility MTRUW characterization as additional information for AK.

C.3.2.4 Characterization Procedures Prior to and After Treatment of Mixed TRU Wastes

The Permittees shall adhere to the waste characterization procedures specific to waste treatment in the stabilization unit at TA-55, Building 4, Room 401; for the resizing operations and the stabilization process of blending with zeolite at the TA-50, Building 69 (TA-50-0069) Indoor Permitted Unit; and the stabilization/neutralization treatment processes at TA-54, Area G, Pad 9, Dome 231 (TA-54-0231), TA 54, Area G, Pad 11, Dome 375 (TA-54-0375), and TA-54, Area G, Pad 1, Building 412 (TA-54-0412). The stabilization unit at TA-55 is a miscellaneous unit pursuant to 40 CFR Part 264, Subpart X and is used to treat liquid and solid mixed wastes by stabilization in cement to form a noncorrosive solid matrix. The stabilization treatment process at TA-50 occurs within a glovebox at a permitted storage unit and is used to treat liquid and solid mixed waste by blending with water and zeolite to form a noncorrosive and non-ignitable solid matrix. Items will be brought into the large glovebox through the air lock. The items will then be placed in a process area of the glovebox enclosure where they will be visually inspected/examined and processed. This process may include sorting, segregation, size reduction, decontamination, and repackaging of the waste. The size reduction will be conducted in the process area of the glovebox enclosure through the use of powered tools (e.g., sawzall, circular saw, drills, etc.). Other hand tools that may be utilized include box cutters, scissors, drill bits, torque wrenches, etc. The items will be packaged in the process area into approved containers (e.g., 55- or 85-gallon drums and standard waste boxes).

The stabilization treatment process at TA-54-0231 occurs within a glove bag at a permitted storage unit and is used to treat liquid and solid waste by neutralizing pourable liquids and

ATTACHMENT G.4
TECHNICAL AREA 50, BUILDING 69
INDOOR CONTAINER STORAGE/TREATMENT UNIT
CLOSURE PLAN

1.0 INTRODUCTION

This closure plan describes the activities necessary to close the indoor hazardous waste container storage/treatment unit which is comprised of Rooms 102 and 103 at Technical Area (TA) 50, Building 69 (TA-50-69) at the Los Alamos National Laboratory (Facility), hereinafter referred to as the permitted unit. The information provided in this closure plan addresses the closure requirements specified in Permit Part 9, the Code of Federal Regulations (CFR), Title 40, Part 264, Subparts G and I for hazardous waste management units operated at the Facility under the Resource Conservation and Recovery Act (RCRA) and the New Mexico Hazardous Waste Act.

Until closure is complete and has been certified in accordance with Permit Section 9.5, a copy of the approved closure plan or the hazardous waste facility permit containing the plan, any approved revisions, and closure activity documentation associated with the closure will be on file with hazardous waste compliance personnel at the Facility and at the U.S. Department of Energy (DOE) Los Alamos Site Office. Prior to closure of the permitted unit, this closure plan may be amended in accordance with Permit Section 9.4.8, as necessary and appropriate, to provide updated sampling and analysis plans and to incorporate updated decontamination technologies. Amended closure plans shall be submitted to the New Mexico Environment Department (Department) for approval prior to implementing closure activities.

2.0 DESCRIPTION OF UNIT TO BE CLOSED

A specific description of the permitted unit can be found in Permit Attachment A (*Technical Area (TA)-Unit Descriptions*). Additional features and equipment located at the permitted unit and not described elsewhere in the Permit are described below.

The permitted unit consists of adjacent Rooms 102 and 103. Room 102, the main process room, measures approximately 45 feet (ft) wide and 52 ft long and contains a large glovebox which occupies a substantial portion of the room; the long dimension is oriented northwest-southeast. A smaller glovebox, designed for mounting of a single drum at one time is also located within Room 102 was designed in 1994 and is 11 feet long, 3 feet wide and 30 inches high. While the entirety of Room 102 may be used for storage, the primary area utilized for hazardous waste storage is an 11- by 11-ft roped-off section. The floor is concrete with an epoxy coating and there is an operational drain located in Room 102 in the northeast area near the north wall. There is a mezzanine above Room 102 which is not part of the permitted unit. A refrigeration unit that measured 6 feet by 6 feet was located in Room 102 for the remediated nitrate salt-bearing waste campaign. It was removed and dispositioned in late 2017.

Room 103, the unloading area, measures approximately 18 ft wide and 19 ft long and is located adjacent to, and southeast of, Room 102. A 12-ft by 20-ft roll-up loading vehicle access door is located at the southernmost end of the room and an operational drain is located in the middle of the room. Both drains in the two rooms are operational for firewater collection and will drain into holding tanks located in the building.

The waste stored at the permitted unit consists of hazardous waste in both liquid and solid form since 1995 and has been subject to waste management regulations under RCRA. Due to the scope of process operations at the permitted unit, the wastes stored include those in solid and liquid form. Additionally, the smaller glovebox within the unit is utilized for treatment by stabilization of waste in containers using zeolite, and the large glovebox enclosure is used for resizing oversized waste items and repacking the waste into approved containers. Permit Part 3 (*Storage in Containers*), Permit Part 7 (~~*Stabilization-Treatment in Containers*~~), Permit Attachment A (*Technical Area (TA)-Unit Descriptions*), Permit Attachment B

ATTACHMENT J
HAZARDOUS WASTE MANAGEMENT UNITS

TABLE J-1

Active Portion of the Facility

Includes units permitted to store and treat hazardous waste, interim status units, and the Material Disposal Areas.

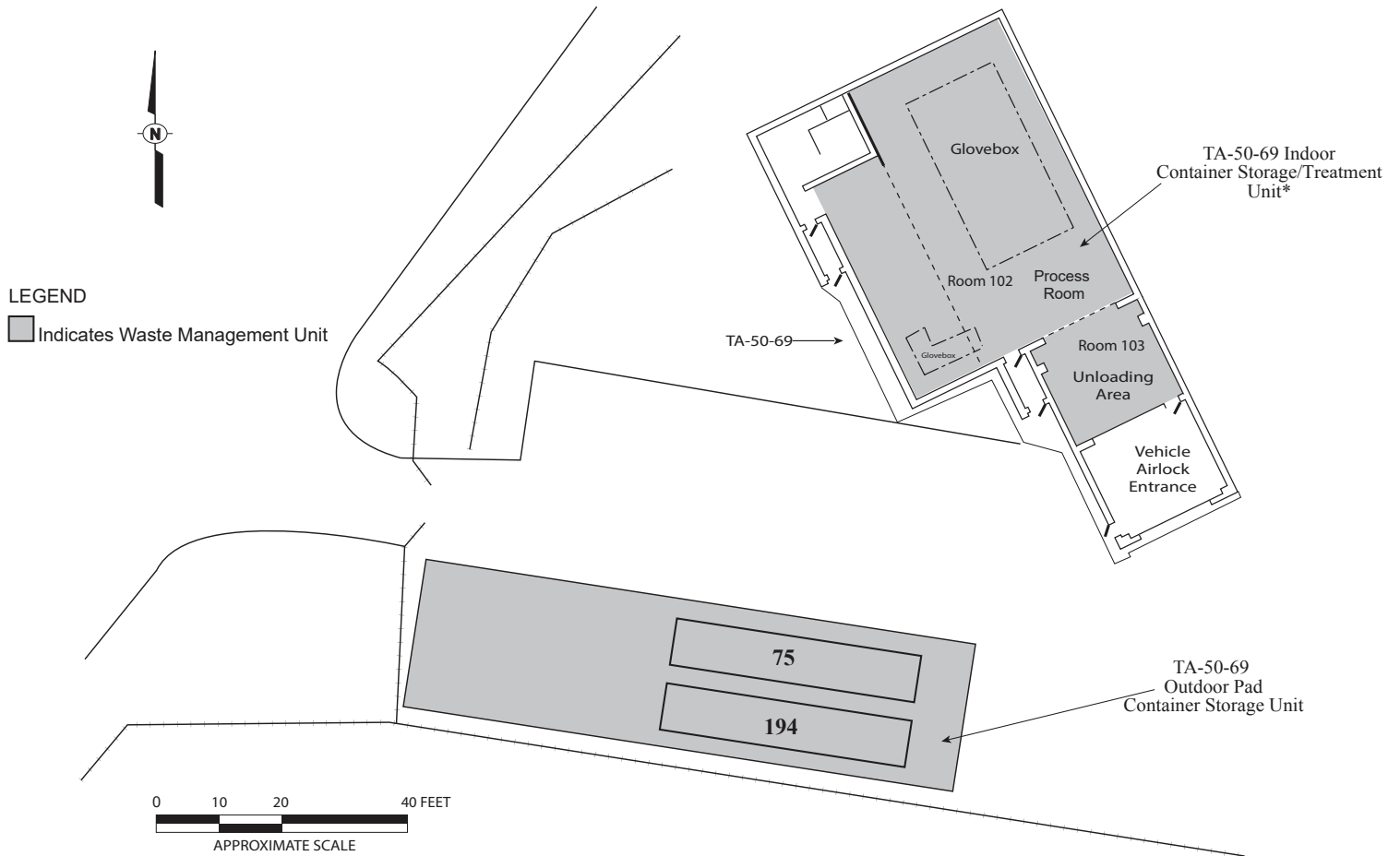
Process codes and associated process descriptions:

- S01-storage in containers
- S02-storage in tanks
- S99-other storage
- D80-landfill
- T04 – other treatment
- X01*-open burning
- X01**-open detonation

Unit Identifier	Process Codes	Operating Capacity	General Information	Type of Unit
TA-16-388	X01*		Flash Pad Total square footage - 484 Interim Status Unit	Outdoor (associated with a open burn unit)
TA-16-399	X01*		Burn Tray Total square footage - 64 Interim Status Unit not authorized to treat hazardous waste and undergoing closure	Outdoor (associated with an open burn unit)
TA-36-8	X01**	2000 lbs/detonation	Near Structure TA-36-8 Interim Status Unit	NA
TA-39-6	X01**	1000 lbs/detonation	Near Structure TA-39-6 Interim Status Unit	NA
TA-39-57	X01**	1000 lbs/detonation	Near Structure TA-39-57 Interim Status Unit	NA
TA-50-69 Indoor	S01 T04	1,500 gal 275 gal/day <u>1,100 gal/day</u>	Includes Rooms 102 and 103. Includes treatment process for stabilization of nitrate salt-bearing waste. <u>Includes resizing of oversized waste.</u> Total square footage – 2,680	Indoor

ATTACHMENT N


FIGURES



*Note: Container Storage Area in Building 69 does not include mezzanine.

Figure 23
 Technical Area (TA) 50, Building 69, Indoor Storage/Treatment Unit and Outdoor Container Storage Unit

ATTACHMENT B
PART A APPLICATION FORM

United States Environmental Protection Agency RCRA SUBTITLE C SITE IDENTIFICATION FORM	
---	---

1. Reason for Submittal (Select only one.)

<input type="checkbox"/>	Obtaining or updating an EPA ID number for on-going regulated activities (Items 10-17 below) that will continue for a period of time.
<input type="checkbox"/>	Submitting as a component of the Hazardous Waste Report for _____ (Reporting Year)
<input type="checkbox"/>	Site was a TSD facility, a reverse distributor, and/or generator of $\geq 1,000$ kg of non-acute hazardous waste, > 1 kg of acute hazardous waste, or > 100 kg of acute hazardous waste spill cleanup in one or more months of the reporting year (or State equivalent LQG regulations)
<input type="checkbox"/>	Notifying that regulated activity is no longer occurring at this Site
<input type="checkbox"/>	Obtaining or updating an EPA ID number for conducting Electronic Manifest Broker activities
<input checked="" type="checkbox"/>	Submitting a new or revised Part A (permit) Form

2. Site EPA ID Number

N	M	0	8	9	0	0	1	0	5	1	5
---	---	---	---	---	---	---	---	---	---	---	---

3. Site Name

Los Alamos National Laboratory

4. Site Location Address

Street Address	Bikini Atoll Road, SM-30		
City, Town, or Village	Los Alamos	County	Los Alamos
State	New Mexico	Country	USA
		Zip Code	87545
Latitude	35.874074N	Longitude	-106.329337
		<input type="checkbox"/> Use Lat/Long as Primary Address	

5. Site Mailing Address

Same as Location Street Address

Street Address	PO Box 1663, MS A316		
City, Town, or Village	Los Alamos		
State	New Mexico	Country	USA
		Zip Code	87545

6. Site Land Type

<input type="checkbox"/> Private	<input type="checkbox"/> County	<input type="checkbox"/> District	<input checked="" type="checkbox"/> Federal	<input type="checkbox"/> Tribal	<input type="checkbox"/> Municipal	<input type="checkbox"/> State	<input type="checkbox"/> Other
----------------------------------	---------------------------------	-----------------------------------	---	---------------------------------	------------------------------------	--------------------------------	--------------------------------

7. North American Industry Classification System (NAICS) Code(s) for the Site (at least 5-digit codes)

A. (Primary) 928110	C. 562211
B. 54171	D. 562910

8. Site Contact Information

 Same as Location Address

First Name	Theodore	MI	A	Last Name	Wyka
Title	Manager, National Nuclear Security Administration, Los Alamos Field Office, U.S. Department of Energy				
Street Address	3747 West Jemez Road, MS A316				
City, Town, or Village	Los Alamos				
State	New Mexico	Country	USA	Zip Code	87544
Email	theodore.wyka@nnsa.doe.gov				
Phone	(505) 667-5105	Ext		Fax	(505) 606-5948

9. Legal Owner and Operator of the Site

A. Name of Site's Legal Owner

 Same as Location Address

Full Name	U. S. Department of Energy	Date Became Owner (mm/dd/yyyy)	1/1/1943
Owner Type	<input type="checkbox"/> Private <input type="checkbox"/> County <input type="checkbox"/> District <input checked="" type="checkbox"/> Federal <input type="checkbox"/> Tribal <input type="checkbox"/> Municipal <input type="checkbox"/> State <input type="checkbox"/> Other		
Street Address	3747 West Jemez Road, MS A316		
City, Town, or Village	Los Alamos		
State	New Mexico	Country	USA
Zip Code	87544		
Email	theodore.wyka@nnsa.doe.gov		
Phone	(505) 667-5105	Ext	
Fax	(505) 606-5948		
Comments	The U.S Department of Energy (DOE) owns and co-operates the facility. The DOE National Nuclear Security Administration, Los Alamos Field Office and Triad National Security, LLC (Triad) co-operate specified hazardous waste management units located at Technical Areas (TA) 3, 14, 16, 36, 39, 50, 55, 63, and 54 West. The DOE Environmental Management, Los Alamos Field Office and Newport News Nuclear BWXT-Los Alamos, LLC (N3B) co-operate different hazardous waste management units located at TA 54, Areas G, H and L.		

B. Name of Site's Legal Operator

 Same as Location Address

Full Name	Triad National Security, LLC	Date Became Operator (mm/dd/yyyy)	11/1/2018
Operator Type	<input checked="" type="checkbox"/> Private <input type="checkbox"/> County <input type="checkbox"/> District <input type="checkbox"/> Federal <input type="checkbox"/> Tribal <input type="checkbox"/> Municipal <input type="checkbox"/> State <input type="checkbox"/> Other		
Street Address	Bikini Atoll Road, Bldg SM-30, MS A102		
City, Town, or Village	Los Alamos		
State	New Mexico	Country	USA
Zip Code	87545		
Email	scoleman@lanl.gov		
Phone	(505) 606-0154	Ext	
Fax			
Comments	See Item 18, Comments, for additional Owner/Operator information		

10. Type of Regulated Waste Activity (at your site)

Mark "Yes" or "No" for all current activities (as of the date submitting the form); complete any additional boxes as instructed.

A. Hazardous Waste Activities

<input checked="" type="checkbox"/> Y	<input type="checkbox"/> N	1. Generator of Hazardous Waste—If "Yes", mark only one of the following—a, b, c	
	<input checked="" type="checkbox"/>	a. LQG	-Generates, in any calendar month, 1,000 kg/mo (2,200 lb/mo) or more of non-acute hazardous waste (includes quantities imported by importer site); or - Generates, in any calendar month, or accumulates at any time, more than 1 kg/mo (2.2 lb/mo) of acute hazardous waste; or - Generates, in any calendar month or accumulates at any time, more than 100 kg/mo (220 lb/mo) of acute hazardous spill cleanup material.
	<input type="checkbox"/>	b. SQG	100 to 1,000 kg/mo (220-2,200 lb/mo) of non-acute hazardous waste and no more than 1 kg (2.2 lb) of acute hazardous waste and no more than 100 kg (220 lb) of any acute hazardous spill cleanup material.
	<input type="checkbox"/>	c. VSQG	Less than or equal to 100 kg/mo (220 lb/mo) of non-acute hazardous waste.
<input type="checkbox"/> Y	<input checked="" type="checkbox"/> N	2. Short-Term Generator (generates from a short-term or one-time event and not from on-going processes). If "Yes", provide an explanation in the Comments section. <i>Note: If "Yes", you MUST indicate that you are a Generator of Hazardous Waste in Item 10.A.1 above.</i>	
<input checked="" type="checkbox"/> Y	<input type="checkbox"/> N	3. Treater, Storer or Disposer of Hazardous Waste—Note: Part B of a hazardous waste permit is required for these activities.	
<input checked="" type="checkbox"/> Y	<input type="checkbox"/> N	4. Receives Hazardous Waste from Off-site	
<input type="checkbox"/> Y	<input checked="" type="checkbox"/> N	5 Recycler of Hazardous Waste	
	<input type="checkbox"/>	a. Recycler who stores prior to recycling	
	<input type="checkbox"/>	b. Recycler who does not store prior to recycling	
<input type="checkbox"/> Y	<input checked="" type="checkbox"/> N	6. Exempt Boiler and/or Industrial Furnace—If "Yes", mark all that apply.	
	<input type="checkbox"/>	a. Small Quantity On-site Burner Exemption	
	<input type="checkbox"/>	b. Smelting, Melting, and Refining Furnace Exemption	

B. Waste Codes for Federally Regulated Hazardous Wastes. Please list the waste codes of the Federal hazardous wastes handled at your site. List them in the order they are presented in the regulations (e.g. D001, D003, F007, U112). Use an additional page if more spaces are needed.

See 3a and 3b						

C. Waste Codes for State Regulated (non-Federal) Hazardous Wastes. Please list the waste codes of the State hazardous wastes handled at your site. List them in the order they are presented in the regulations. Use an additional page if more spaces are needed.

None						

10. Type of Regulated Waste Activity (at your site)
B. Waste Codes for Federally Regulated Hazardous Wastes.

D001	D002	D003	D004	D005	D006	D007
D008	D009	D010	D011	D012	D013	D014
D015	D016	D017	D018	D019	D020	D021
D022	D023	D024	D025	D026	D027	D028
D029	D030	D031	D032	D033	D034	D035
D036	D037	D038	D039	D040	D041	D042
D043	F001	F002	F003	F004	F005	F006
F007	F008	F009	F010	F011	F012	F019
F020	F021	F022	F023	F024	F025	F026
F027	F028	F032	F034	F035	F037	F038
F039	K044	K045	K046	K047	K084	K101
K102	P001	P002	P003	P004	P005	P006
P007	P008	P009	P010	P011	P012	P013
P014	P015	P016	P017	P018	P020	P021
P022	P023	P024	P026	P027	P028	P029
P030	P031	P033	P034	P036	P037	P038
P039	P040	P041	P042	P043	P044	P045
P046	P047	P048	P049	P050	P051	P054
P056	P057	P058	P059	P060	P062	P063
P064	P065	P066	P067	P068	P069	P070
P071	P072	P073	P074	P075	P076	P077
P078	P081	P082	P084	P085	P087	P088
P089	P092	P093	P094	P095	P096	P097
P098	P099	P101	P102	P103	P104	P105
P106	P108	P109	P110	P111	P112	P113
P114	P115	P116	P118	P119	P120	P121
P122	P123	P127	P128	P185	P188	P189
P190	P191	P192	P194	P196	P197	P198
P199	P201	P202	P203	P204	P205	U001
U002	U003	U004	U005	U006	U007	U008
U009	U010	U011	U012	U014	U015	U016
U017	U018	U019	U020	U021	U022	U023
U024	U025	U026	U027	U028	U029	U030
U031	U032	U033	U034	U035	U036	U037
U038	U039	U041	U042	U043	U044	U045
U046	U047	U048	U049	U050	U051	U052
U053	U055	U056	U057	U058	U059	U060
U061	U062	U063	U064	U066	U067	U068
U069	U070	U071	U072	U073	U074	U075

10. Type of Regulated Waste Activity (at your site)**B. Waste Codes for Federally Regulated Hazardous Wastes. (Continued)**

U076	U077	U078	U079	U080	U081	U082
U083	U084	U085	U086	U087	U088	U089
U090	U091	U092	U093	U094	U095	U096
U097	U098	U099	U101	U102	U103	U105
U106	U107	U108	U109	U110	U111	U112
U113	U114	U115	U116	U117	U118	U119
U120	U121	U122	U123	U124	U125	U126
U127	U128	U129	U130	U131	U132	U133
U134	U135	U136	U137	U138	U140	U141
U142	U143	U144	U145	U146	U147	U148
U149	U150	U151	U152	U153	U154	U155
U156	U157	U158	U159	U160	U161	U162
U163	U164	U165	U166	U167	U168	U169
U170	U171	U172	U173	U174	U176	U177
U178	U179	U180	U181	U182	U183	U184
U185	U186	U187	U188	U189	U190	U191
U192	U193	U194	U196	U197	U200	U201
U202	U203	U204	U205	U206	U207	U208
U209	U210	U211	U213	U214	U215	U216
U217	U218	U219	U220	U221	U222	U223
U225	U226	U227	U228	U234	U235	U236
U237	U238	U239	U240	U243	U244	U246
U247	U248	U249	U271	U278	U279	U280
U328	U353	U359	U364	U367	U372	U373
U387	U389	U394	U395	U404	U409	U410
U411						

11. Additional Regulated Waste Activities (NOTE: Refer to your State regulations to determine if a separate permit is required.)

A. Other Waste Activities

<input checked="" type="checkbox"/> Y <input type="checkbox"/> N	1. Transporter of Hazardous Waste—If “Yes”, mark all that apply.
<input checked="" type="checkbox"/>	a. Transporter
<input checked="" type="checkbox"/>	b. Transfer Facility (at your site)
<input type="checkbox"/> Y <input checked="" type="checkbox"/> N	2. Underground Injection Control
<input type="checkbox"/> Y <input checked="" type="checkbox"/> N	3. United States Importer of Hazardous Waste
<input type="checkbox"/> Y <input checked="" type="checkbox"/> N	4. Recognized Trader—If “Yes”, mark all that apply.
<input type="checkbox"/>	a. Importer
<input type="checkbox"/>	b. Exporter
<input type="checkbox"/> Y <input checked="" type="checkbox"/> N	5. Importer/Exporter of Spent Lead-Acid Batteries (SLABs) under 40 CFR 266 Subpart G—If “Yes”, mark all that apply.
<input type="checkbox"/>	a. Importer
<input type="checkbox"/>	b. Exporter

B. Universal Waste Activities

<input checked="" type="checkbox"/> Y <input type="checkbox"/> N	1. Large Quantity Handler of Universal Waste (you accumulate 5,000 kg or more) - If “Yes” mark all that apply. Note: Refer to your State regulations to determine what is regulated.
<input checked="" type="checkbox"/>	a. Batteries
<input checked="" type="checkbox"/>	b. Pesticides
<input checked="" type="checkbox"/>	c. Mercury containing equipment
<input checked="" type="checkbox"/>	d. Lamps
<input checked="" type="checkbox"/>	e. Aerosol Cans
<input type="checkbox"/>	f. Other (specify) _____
<input type="checkbox"/>	g. Other (specify) _____
<input type="checkbox"/> Y <input checked="" type="checkbox"/> N	2. Destination Facility for Universal Waste Note: A hazardous waste permit may be required for this activity.

C. Used Oil Activities

<input type="checkbox"/> Y <input checked="" type="checkbox"/> N	1. Used Oil Transporter—If “Yes”, mark all that apply.
<input type="checkbox"/>	a. Transporter
<input type="checkbox"/>	b. Transfer Facility (at your site)
<input type="checkbox"/> Y <input checked="" type="checkbox"/> N	2. Used Oil Processor and/or Re-refiner—If “Yes”, mark all that apply.
<input type="checkbox"/>	a. Processor
<input type="checkbox"/>	b. Re-refiner
<input type="checkbox"/> Y <input checked="" type="checkbox"/> N	3. Off-Specification Used Oil Burner
<input type="checkbox"/> Y <input checked="" type="checkbox"/> N	4. Used Oil Fuel Marketer—If “Yes”, mark all that apply.
<input type="checkbox"/>	a. Marketer Who Directs Shipment of Off-Specification Used Oil to Off-Specification Used Oil Burner
<input type="checkbox"/>	b. Marketer Who First Claims the Used Oil Meets the Specifications

D. Pharmaceutical Activities

<input type="checkbox"/> Y <input checked="" type="checkbox"/> N	1. Operating under 40 CFR Part 266, Subpart P for the management of hazardous waste pharmaceuticals—if “Yes”, mark only one. Note: See the item-by-item instructions for definitions of healthcare facility and reverse distributor.
<input type="checkbox"/>	a. Healthcare Facility
<input type="checkbox"/>	b. Reverse Distributor
<input type="checkbox"/> Y <input checked="" type="checkbox"/> N	2. Withdrawing from operating under 40 CFR Part 266, Subpart P for the management of hazardous waste pharmaceuticals. Note: You may only withdraw if you are a healthcare facility that is a VSQG for all of your hazardous waste, including hazardous waste pharmaceuticals.

12. Eligible Academic Entities with Laboratories—Notification for opting into or withdrawing from managing laboratory hazardous wastes pursuant to 40 CFR Part 262, Subpart K.

<input type="checkbox"/> Y <input checked="" type="checkbox"/> N	A. Opting into or currently operating under 40 CFR Part 262, Subpart K for the management of hazardous wastes in laboratories— If “Yes”, mark all that apply. Note: See the item-by-item instructions for definitions of types of eligible academic entities.
<input type="checkbox"/>	1. College or University
<input type="checkbox"/>	2. Teaching Hospital that is owned by or has a formal written affiliation with a college or university
<input type="checkbox"/>	3. Non-profit Institute that is owned by or has a formal written affiliation with a college or university
<input type="checkbox"/> Y <input checked="" type="checkbox"/> N	B. Withdrawing from 40 CFR Part 262, Subpart K for the management of hazardous wastes in laboratories.

13. Episodic Generation

<input type="checkbox"/> Y <input checked="" type="checkbox"/> N	Are you an SQG or VSQG generating hazardous waste from a planned or unplanned episodic event, lasting no more than 60 days, that moves you to a higher generator category. If “Yes”, you must fill out the Addendum for Episodic Generator.
--	---

14. LQG Consolidation of VSQG Hazardous Waste

<input type="checkbox"/> Y <input checked="" type="checkbox"/> N	Are you an LQG notifying of consolidating VSQG Hazardous Waste Under the Control of the Same Person pursuant to 40 CFR 262.17(f)? If “Yes”, you must fill out the Addendum for LQG Consolidation of VSQG hazardous waste.
--	---

15. Notification of LQG Site Closure for a Central Accumulation Area (CAA) (optional) OR Entire Facility (required)

<input type="checkbox"/> Y <input checked="" type="checkbox"/> N	LQG Site Closure of a Central Accumulation Area (CAA) or Entire Facility.
A. <input type="checkbox"/> Central Accumulation Area (CAA) or <input type="checkbox"/> Entire Facility	
B. Expected closure date: _____ mm/dd/yyyy	
C. Requesting new closure date: _____ mm/dd/yyyy	
D. Date closed : _____ mm/dd/yyyy	
<input type="checkbox"/>	1. In compliance with the closure performance standards 40 CFR 262.17(a)(8)
<input type="checkbox"/>	2. Not in compliance with the closure performance standards 40 CFR 262.17(a)(8)

16. Notification of Hazardous Secondary Material (HSM) Activity

<input checked="" type="checkbox"/> Y <input type="checkbox"/> N	Are you notifying under 40 CFR 260.42 that you will begin managing, are managing, or will stop managing hazardous secondary material under 40 CFR 260.30, 40 CFR 261.4(a)(23), (24), (25), or (27)? If "Yes", you must fill out the Addendum to the Site Identification Form for Managing Hazardous Secondary Material.
--	---

17. Electronic Manifest Broker

<input type="checkbox"/> Y <input checked="" type="checkbox"/> N	Are you notifying as a person, as defined in 40 CFR 260.10, electing to use the EPA electronic manifest system to obtain, complete, and transmit an electronic manifest under a contractual relationship with a hazardous waste generator?
--	--

18. Comments (include item number for each comment)

8. Site Contact Information (Continued)		
First Name: Michael	MI: A	Last Name: Mikolanis
Title: Manager, Environmental Management, Los Alamos Field Office, U. S. Department of Energy		
Street Address: 1200 Trinity Drive, Suite 400P		
State: NM	Country: USA	City, Town, or Village: Los Alamos
Email: michael.mikolanis@em.doe.gov		Zip Code: 87544
Phone: (240) 562-1122	Ext:	Fax:
9.B. Name of Site Legal Operator (Continued)		
Newport News Nuclear BWXT-Los Alamos, LLC (N3B)		Date Became an Operator: 04/30/2018
Operator Type: Private		
Street Address: 1200 Trinity Drive, Suite 150		
State: NM	Country: USA	City, Town, or Village: Los Alamos
Email: bradley.smith@em-la.doe.gov		Zip Code: 87544
		Phone: (505) 257-7690
10.B. Waste Codes for Federally Regulated Hazardous Wastes. See pages 3a and 3b.		
19. Certification (Continued). See pages 6 and 6a.		

19. Certification I certify under penalty of law that this document and all attachments were prepared under my direction or supervision in accordance with a system designed to assure that qualified personnel properly gather and evaluate the information submitted. Based on my inquiry of the person or persons who manage the system, or those persons directly responsible for gathering the information, the information submitted is, to the best of my knowledge and belief, true, accurate, and complete. I am aware that there are significant penalties for submitting false information, including the possibility of fines and imprisonment for knowing violations. **Note: For the RCRA Hazardous Waste Part A permit Application, all owners and operators must sign (see 40 CFR 270.10(b) and 270.11).**

Signature of legal owner, operator or authorized representative	Date (mm/dd/yyyy)
Printed Name (First, Middle Initial Last) Robert A. Gallegos	Title Environmental Permitting and Compliance Program Manager, National Nuclear Security Administration, Los Alamos Field Office. U.S. Department of Energy
Email robert.gallegos@nnsa.doe.gov	
Signature of legal owner, operator or authorized representative	Date (mm/dd/yyyy)
Printed Name (First, Middle Initial Last) Steven L. Story	Title Acting Division Leader, Environmental Protection and Compliance Division, Triad National Security, LLC
Email story@lanl.gov	

16. Notification of Hazardous Secondary Material (HSM) Activity

<input checked="" type="checkbox"/> Y <input type="checkbox"/> N	Are you notifying under 40 CFR 260.42 that you will begin managing, are managing, or will stop managing hazardous secondary material under 40 CFR 260.30, 40 CFR 261.4(a)(23), (24), (25), or (27)? If "Yes", you must fill out the Addendum to the Site Identification Form for Managing Hazardous Secondary Material.
--	---

17. Electronic Manifest Broker

<input type="checkbox"/> Y <input type="checkbox"/> N	Are you notifying as a person, as defined in 40 CFR 260.10, electing to use the EPA electronic manifest system to obtain, complete, and transmit an electronic manifest under a contractual relationship with a hazardous waste generator?
---	--

18. Comments (include item number for each comment)

19. Certification I certify under penalty of law that this document and all attachments were prepared under my direction or supervision in accordance with a system designed to assure that qualified personnel properly gather and evaluate the information submitted. Based on my inquiry of the person or persons who manage the system, or those persons directly responsible for gathering the information, the information submitted is, to the best of my knowledge and belief, true, accurate, and complete. I am aware that there are significant penalties for submitting false information, including the possibility of fines and imprisonment for knowing violations. **Note: For the RCRA Hazardous Waste Part A permit Application, all owners and operators must sign (see 40 CFR 270.10(b) and 270.11).**

Signature of legal owner, operator or authorized representative	Date (mm/dd/yyyy)
Printed Name (First, Middle Initial Last) M. Lee Bishop	Title Director, Office of Quality and Regulatory Compliance, Environmental Management, Los Alamos Field Office, U.S. Department of Energy
Email lee.bishop@em.doe.gov	

Signature of legal owner, operator or authorized representative	Date (mm/dd/yyyy)
Printed Name (First, Middle Initial Last) Robert Macfarlane	Title Program Manager, Environment, Safety, Health and Quality, Newport News Nuclear BWXT-Los Alamos, LLC (N3B)
Email robert.macfarlane@em-la.doe.gov	

**ADDENDUM TO THE SITE IDENTIFICATION FORM:
NOTIFICATION OF HAZARDOUS SECONDARY MATERIAL ACTIVITY**



ONLY fill out this form if:

- You are located in a State that allows you to manage excluded hazardous secondary material (HSM) under 40 CFR 260.30, 261.4(a)(23), (24), (25), or (27) (or state equivalent; See <https://www.epa.gov/hw/where-2018-definition-solid-waste-rule-effect> for a list of eligible states; AND
- You are or will be managing excluded HSM in compliance with 40 CFR 260.30, 261.4(a)(23), (24), (25), or (27) (or state equivalent) or have stopped managing excluded HSM in compliance with the exclusion(s) and do not expect to manage any amount of excluded HSM under the exclusion(s) for at least one year. Do not include any information regarding your hazardous waste activities in this section. Note: If your facility was granted a solid waste variance under 40 CFR 260.30 prior to July 13, 2015, your management of HSM under 40 CFR 260.30 is grandfathered under the previous regulations and you are not required to notify for the HSM management activity excluded under 40 CFR 260.30.

1. Reason for Notification (Include dates where requested)

Facility will begin managing excluded HSM as of _____ (mm/dd/yyyy).

Facility is still managing excluded HSM/re-notifying as required by March 1 of each even-numbered year.

Facility has stopped managing excluded HSM as of _____ (mm/dd/yyyy) and is notifying as required.

2. Description of Excluded HSM Activity. Please list the appropriate codes (see Code List section of the instructions) and quantities, in short tons, to describe your excluded HSM activity ONLY (do not include any information regarding your hazardous wastes). Use additional pages if more space is needed.

A. Facility Code	B. Waste Code(s) for HSM	C. Estimate Short Tons of excluded HSM to be managed annually	D. Actual Short Tons of excluded HSM that was managed during the most recent odd-numbered year	E. Land-based Unit Code
01	D001, D002, D003, F003	1	LT 1	NA

**ADDENDUM TO THE SITE IDENTIFICATION FORM:
EPISODIC GENERATOR**



ONLY fill out this form if:

- You are an SQG or VSQG generating hazardous waste from a planned or unplanned episodic event, lasting no more than 60 days, that moves the generator to a higher generator category pursuant to 40 CFR 262 Subpart L. Note: Only one planned and one unplanned episodic event are allowed within one year; otherwise, you must follow the requirements of the higher generator category. Use additional pages if more space is needed.

Episodic Event	
1. Planned <input type="checkbox"/> Excess chemical inventory removal <input type="checkbox"/> Tank cleanouts <input type="checkbox"/> Short-term construction or demolition <input type="checkbox"/> Equipment maintenance during plant shutdowns <input type="checkbox"/> Other _____	2. Unplanned <input type="checkbox"/> Accidental spills <input type="checkbox"/> Production process upsets <input type="checkbox"/> Product recalls <input type="checkbox"/> "Acts of nature" (Tornado, hurricane, flood, etc.) <input type="checkbox"/> Other _____
3. Emergency Contact Phone	4. Emergency Contact Name
5. Beginning Date _____ (mm/dd/yyyy)	6. End Date _____ (mm/dd/yyyy)

Waste 1

7. Waste Description	8. Estimated Quantity (in pounds)
9. Federal and/or State Hazardous Waste Codes	

Waste 2

7. Waste Description	8. Estimated Quantity (in pounds)
9. Federal and/or State Hazardous Waste Codes	

Waste 3

7. Waste Description	8. Estimated Quantity (in pounds)
9. Federal and/or State Hazardous Waste Codes	

**ADDENDUM TO THE SITE IDENTIFICATION FORM:
LQG CONSOLIDATION OF VSQG HAZARDOUS WASTE**

**ONLY fill out this form if:**

- You are an LQG receiving hazardous waste from VSQGs under the control of the same person. Use additional pages if more space is needed.

VSQG 1		
1. EPA ID Number (if assigned)	2. Name	
3. Street Address		
4. City, Town, or Village	5. State	6. Zip Code
7. Contact Phone Number	8. Contact Name	
9. Email		

VSQG 2		
1. EPA ID Number (if assigned)	2. Name	
3. Street Address		
4. City, Town, or Village	5. State	6. Zip Code
7. Contact Phone Number	8. Contact Name	
9. Email		

VSQG 3		
1. EPA ID Number (if assigned)	2. Name	
3. Street Address		
4. City, Town, or Village	5. State	6. Zip Code
7. Contact Phone Number	8. Contact Name	
9. Email		

United States Environmental Protection Agency HAZARDOUS WASTE PERMIT PART A FORM	
---	---

1. Facility Permit Contact

First Name	Theodore	MI	A	Last Name	Wyka
Title	Manager, National Nuclear Security Administration, Los Alamos Field Office, U.S. Department of Energy				
Email	theodore.wyka@nnsa.doe.gov				
Phone	(505) 667-5105	Ext		Fax	(505) 667-5948

2. Facility Permit Contact Mailing Address

Street Address	3747 West Jemez Road, MS A316				
City, Town, or Village	Los Alamos				
State	NM	Country	USA	Zip Code	87544

3. Facility Existence Date (mm/dd/yyyy)

1/1/1943

4. Other Environmental Permits

A. Permit Type	B. Permit Number	C. Description
See Page 10a		

5. Nature of Business

The central mission of Los Alamos National Laboratory is the reduction of global nuclear danger supported by research that also contributes to conventional defense, civilian, and industrial needs. This includes programs in nuclear, medium energy, and space physics; hydrodynamics; conventional explosives; chemistry; metallurgy; radiochemistry; space nuclear systems; controlled thermonuclear fusion; laser research; environmental technology; geothermal, solar, and fossil energy research; nuclear safeguards; biomedicine; health and biotechnology; and industrial partnerships.

4. Other Environmental Permits (continued)

A. Permit Type		B. Permit Number											C. Description		
N	N	M	R	1	0	0	-	-	-						NPDES Construction General Permit coverage for various individual construction projects: NMR100xxx
N	N	M	0	0	2	8	3	5	5						NPDES Industrial and Sanitary Point Source Discharges
N	N	M	R	0	5	0	0	1	1						NPDES Storm Water Multi-Sector General Permit (MSGP)
N	N	M	R	0	5	0	0	1	2						NPDES MSGP
N	N	M	R	0	5	0	0	1	3						NPDES MSGP
N	N	M	0	0	3	0	7	5	9						NPDES LANL Storm Water Individual Permit
N	N	M	G	8	7	0	0	0	2						NPDES Pesticides General Permit (PGP) for discharges from the application of pesticides
R	N	M	0	8	9	0	0	1	0	5	1	5			RCRA Hazardous Waste Facility Permit
E	D	P	-	8	5	7									TA-46 SWWS Plant and TA-3 Sanitary Effluent Reclamation Facility (SERF) Discharge Permit
E	D	P	-	1	1	3	2								TA-50 Radioactive Liquid Waste Treatment Facility, Discharge Permit
E	D	P	-	1	5	8	9								Six (6) Domestic Septic Tank/Leachfield Systems, Discharge Permit
E	D	P	-	1	7	9	3								On-Site Treatment and Land Application of Groundwater, Discharge Permit
E	D	P	-	1	8	3	5								Injection of Treated Groundwater into Class V Underground Injection Control (UIC) Wells, Discharge
F	N	W	P	-	4	3									Water Canyon West Jemez road Storm Drain Controls
F	N	W	P	-	3	8									Sandia Canyon TA-72 Storm Water Controls
F	N	W	P	-	2	7									Habitat Restoration- Mortandad Wetland Enhancement
F	N	W	P	-	4	3									Sandia Canyon (Lower) Area 1 Storm Water Controls
F	N	W	P	-	4	3									Sandia Canyon (Lower) Area 2 Storm Water Controls
F	N	W	P	-	4	3									Upper Ancho Canyon Structure Storm Water Controls
F	N	W	P	-	4	3									North Ancho Canyon Lower Structure Storm Water Controls
F	N	W	P	-	1	8									North Ancho Canyon Aggregate Area Phase II Project
F	N	W	P	-	5										Lower LA Canyon Gaging Station E110.7 Installation and E109.9 Gage Structure Removal
E	P	1	0	0	-	R	2	-	M	4					LANL Air Emissions Title V Operating Permit
E	2	1	9	5	-	R	1	-	R	9	0				Various 20 NMAC 2.72.202 Exemptions
E	2	1	9	5	B	-	M	3	R	1					TA-3 Power Plant
E	2	1	9	5	F	-	R	4							TA-33 Large Generator
E	G	C	P	3	-	2	1	9	5	G	-	R	1		TA-60 Asphalt Plant
E	2	1	9	5	H	-	R	1							Data disintegrator
E	2	1	9	5	N	-	R	2							Chemistry and Metallurgy Research Replacement Facility
E	2	1	9	5	P	-	R	1							TA-33 Small Generators
E	6	3	4	-	M	2	-	R	1						TA-3-141 Beryllium Operations
E	6	3	2	-	R	1									TA-35-213 Beryllium Operations
E	1	0	8	1	M	1	-	R	7						TA-55-4 Beryllium Operations

6. Process Codes and Design Capacities

Line Number	A. Process Code	B. Process Design Capacity		C. Process Total Number of Units	D. Unit Name
		(1) Amount	(2) Unit of Measure		
					See Page 11a

7. Description of Hazardous Wastes (Enter codes for Items 7.A, 7.C and 7.D(1))

Line No.	A. EPA Hazardous Waste No.	B. Estimated Annual Qty of Waste	C. Unit of Measure	D. Processes	
				(1) Process Codes	(2) Process Description (if code is not entered in 7.D1)
					See Pages 11b-11ccc

8. Map

Attach to this application a topographical map, or other equivalent map, of the area extending to at least one mile beyond property boundaries. The map must show the outline of the facility, the location of each of its existing intake and discharge structures, each of its hazardous waste treatment, storage, or disposal facilities, and each well where it injects fluids underground. Include all spring, rivers, and other surface water bodies in this map area. See instructions for precise requirements.

9. Facility Drawing

All existing facilities must include a scale drawing of the facility. See instructions for more detail.

10. Photographs

All existing facilities must include photographs (aerial or ground-level) that clearly delineate all existing structures; existing storage, treatment, and disposal areas; and sites of future storage, treatment, or disposal areas. See instructions for more detail.

11. Comments

Items 4, 6, and 7 have supplemental pages added in this document as referenced at each applicable item. All documentation is arranged by individual Technical Areas (TAs) at the Los Alamos National Laboratory.

6. Process Codes and Design Capacities (continued)

Line Number		A. Process Code			B. Process Design Capacity		C. Process Total Number of Units	D. Unit Name
					(1) Amount	(2) Unit of Measure		
X	1	S	0	1	18,500	G	001	Technical Area 3
X	2	T	0	4	3,441	U	001	Technical Area 3
X	3	X	0	1	1,020 or 50	J* or U	002	Technical Area 14 <small>*Total indicates per day not per hour</small>
X	4	X	0	1	1,200 or 50	J* or U	002	Technical Area 16 <small>*Total indicates per day not per hour</small>
X	5	X	0	1	2,000	J*	001	Technical Area 36 <small>*Total indicates per day not per hour</small>
X	6	X	0	1	2,000	J*	002	Technical Area 39 <small>*Total indicates per day not per hour</small>
X	7	S	0	1	31,500	G	002	Technical Area 50
X	8	T	0	4	4,541	U	002	Technical Area 50
X	9	S	0	1	407,880	G	001	Technical Area 54, Area L
1	0	T	0	4	23,160	U	001	Technical Area 54, Area L
1	1	D	8	0	1,200	Y	001	Technical Area 54, Area L
1	2	S	9	9	600	G	001	Technical Area 54, Area L
1	3	S	0	1	4,346,590	G	009	Technical Area 54, Area G
1	4	T	0	4	185,280	U	008	Technical Area 54, Area G
1	5	S	0	1	4,950	G	001	Technical Area 54, Area G
1	6	D	8	0	14	Y	001	Technical Area 54, Area G
1	7	S	0	1	34,110 + 13,410*	G	002	Technical Area 54, West <small>*Total includes excess storage capacity</small>
1	8	T	0	4	3,441	U	001	Technical Area 54, West
1	9	D	8	0	63	Y	001	Technical Area 54, Area H
2	0	S	0	1	272,145	G	009	Technical Area 55
2	1	S	0	2	137	G	001	Technical Area 55
2	2	T	0	4	13,914	U	005	Technical Area 55
2	3	S	0	1	105,875	G	001	Technical Area 63
2	4	T	0	4	23,160	U	001	Technical Area 63

7. Description of Hazardous Wastes (Enter codes for Items 7.A, 7.C and 7.D(1)) (continued)

Line No.	A. EPA Hazardous Waste No.					B. Estimated Annual Qty of Waste	C. Unit of Measure	D. Processes									
	(1) Process Codes							(2) Process Description (if code is not entered in 7.D1))									
Technical Area 3																	
	1	D	0	0	1	7,000	P	S	0	1							
	2	D	0	0	2	21,000	P	S	0	1							
	3	D	0	0	3	2,500	P	S	0	1							
	4	D	0	0	4	3,000	P	S	0	1	T	0	4				
	5	D	0	0	5	3,000	P	S	0	1	T	0	4				
	6	D	0	0	6	2,500	P	S	0	1	T	0	4				
	7	D	0	0	7	7,000	P	S	0	1	T	0	4				
	8	D	0	0	8	27,000	P	S	0	1	T	0	4				
	9	D	0	0	9	4,000	P	S	0	1	T	0	4				
1	0	D	0	1	0	2,500	P	S	0	1	T	0	4				
1	1	D	0	1	1	3,000	P	S	0	1	T	0	4				
1	2	D	0	1	2	1,000	P	S	0	1							
1	3	D	0	1	8	1,500	P	S	0	1	T	0	4				
1	4	D	0	1	9	2,000	P	S	0	1	T	0	4				
1	5	D	0	2	1	2,000	P	S	0	1	T	0	4				
1	6	D	0	2	2	2,000	P	S	0	1	T	0	4				
1	7	D	0	2	3	2,000	P	S	0	1	T	0	4				
1	8	D	0	2	4	2,000	P	S	0	1	T	0	4				
1	9	D	0	2	5	2,000	P	S	0	1	T	0	4				
2	0	D	0	2	6	2,000	P	S	0	1	T	0	4				
2	1	D	0	2	7	1,500	P	S	0	1	T	0	4				
2	2	D	0	2	8	2,000	P	S	0	1	T	0	4				
2	3	D	0	2	9	1,000	P	S	0	1	T	0	4				
2	4	D	0	3	0	1,500	P	S	0	1	T	0	4				
2	5	D	0	3	2	1,500	P	S	0	1	T	0	4				
2	6	D	0	3	3	1,500	P	S	0	1	T	0	4				
2	7	D	0	3	4	1,500	P	S	0	1	T	0	4				
2	8	D	0	3	5	3,500	P	S	0	1	T	0	4				
2	9	D	0	3	6	1,500	P	S	0	1	T	0	4				
3	0	D	0	3	7	1,000	P	S	0	1	T	0	4				
3	1	D	0	3	8	1,500	P	S	0	1	T	0	4				
3	2	D	0	3	9	2,500	P	S	0	1	T	0	4				
3	3	D	0	4	0	2,500	P	S	0	1	T	0	4				
3	4	D	0	4	2	1,500	P	S	0	1	T	0	4				
3	5	D	0	4	3	1,500	P	S	0	1	T	0	4				

7. Description of Hazardous Wastes (Enter codes for Items 7.A, 7.C and 7.D(1)) (continued)

Line No.	A. EPA Hazardous Waste No.					B. Estimated Annual Qty of Waste	C. Unit of Measure	D. Processes															
	(1) Process Codes								(2) Process Description (if code is not entered in 7.D1))														
Technical Area 3 (continued)																							
3	6	F	0	0	1	21,000	P	S	0	1	T	0	4										
3	7	F	0	0	2	21,000	P	S	0	1	T	0	4										
3	8	F	0	0	3	21,000	P	S	0	1													
3	9	F	0	0	4	2,500	P	S	0	1	T	0	4										
4	0	F	0	0	5	21,000	P	S	0	1													
4	1	F	0	0	6	500	P	S	0	1													
4	2	F	0	0	7	500	P	S	0	1													
4	3	F	0	0	9	500	P	S	0	1													
4	4	P	0	0	3	1,000	P	S	0	1													
4	5	P	0	1	2	1,000	P	S	0	1													
4	6	P	0	1	5	1,000	P	S	0	1													
4	7	P	0	2	9	1,000	P	S	0	1													
4	8	P	0	3	0	1,000	P	S	0	1													
4	9	P	0	3	1	1,000	P	S	0	1													
5	0	P	0	3	8	1,000	P	S	0	1													
5	1	P	0	5	6	1,000	P	S	0	1													
5	2	P	0	6	3	1,000	P	S	0	1													
5	3	P	0	6	8	1,000	P	S	0	1													
5	4	P	0	7	3	1,000	P	S	0	1													
5	5	P	0	7	6	1,000	P	S	0	1													
5	6	P	0	7	8	1,000	P	S	0	1													
5	7	P	0	9	5	1,000	P	S	0	1													
5	8	P	0	9	6	1,000	P	S	0	1													
5	9	P	0	9	8	1,000	P	S	0	1													
6	0	P	0	9	9	500	P	S	0	1													
6	1	P	1	0	6	1,000	P	S	0	1													
6	2	P	1	1	3	1,000	P	S	0	1													
6	3	P	1	2	0	1,000	P	S	0	1													
6	4	U	0	0	1	1,000	P	S	0	1													
6	5	U	0	0	2	1,000	P	S	0	1													
6	6	U	0	0	3	1,000	P	S	0	1													
6	7	U	0	1	2	1,000	P	S	0	1													
6	8	U	0	1	9	1,000	P	S	0	1													
6	9	U	0	2	2	1,000	P	S	0	1													
7	0	U	0	2	9	1,000	P	S	0	1													

7. Description of Hazardous Wastes (Enter codes for Items 7.A, 7.C and 7.D(1)) (continued)

Line No.	A. EPA Hazardous Waste No.					B. Estimated Annual Qty of Waste	C. Unit of Measure	D. Processes									
								(1) Process Codes					(2) Process Description (if code is not entered in 7.D1))				
Technical Area 3 (continued)																	
7	1	U	0	3	1	1,000	P	S	0	1							
7	2	U	0	3	7	1,000	P	S	0	1							
7	3	U	0	4	4	1,000	P	S	0	1							
7	4	U	0	4	5	1,000	P	S	0	1							
7	5	U	0	5	2	1,000	P	S	0	1							
7	6	U	0	5	6	1,000	P	S	0	1							
7	7	U	0	5	7	1,000	P	S	0	1							
7	8	U	0	7	5	1,000	P	S	0	1							
7	9	U	0	7	7	1,000	P	S	0	1							
8	0	U	0	8	0	1,000	P	S	0	1							
8	1	U	1	0	3	500	P	S	0	1							
8	2	U	1	0	8	1,000	P	S	0	1							
8	3	U	1	1	2	1,000	P	S	0	1							
8	4	U	1	1	5	1,000	P	S	0	1							
8	5	U	1	1	7	1,000	P	S	0	1							
8	6	U	1	2	1	1,000	P	S	0	1							
8	7	U	1	2	2	1,000	P	S	0	1							
8	8	U	1	2	3	1,000	P	S	0	1							
8	9	U	1	3	1	1,000	P	S	0	1							
9	0	U	1	3	3	1,000	P	S	0	1							
9	1	U	1	3	4	1,000	P	S	0	1							
9	2	U	1	3	5	1,000	P	S	0	1							
9	3	U	1	4	0	1,000	P	S	0	1							
9	4	U	1	4	4	1,000	P	S	0	1							
9	5	U	1	5	1	1,000	P	S	0	1							
9	6	U	1	5	4	1,000	P	S	0	1							
9	7	U	1	5	9	1,000	P	S	0	1							
9	8	U	1	6	0	1,000	P	S	0	1							
9	9	U	1	6	1	1,000	P	S	0	1							
10	0	U	1	6	5	1,000	P	S	0	1							
10	1	U	1	6	9	1,000	P	S	0	1							
10	2	U	1	8	8	1,000	P	S	0	1							
10	3	U	1	9	0	1,000	P	S	0	1							
10	4	U	1	9	6	1,000	P	S	0	1							
10	5	U	2	0	4	1,000	P	S	0	1							

7. Description of Hazardous Wastes (Enter codes for Items 7.A, 7.C and 7.D(1)) (continued)

Line No.	A. EPA Hazardous Waste No.					B. Estimated Annual Qty of Waste	C. Unit of Measure	D. Processes									
								(1) Process Codes					(2) Process Description (if code is not entered in 7.D1))				
Technical Area 3 (continued)																	
10	6	U	2	1	0	1,000	P	S	0	1							
10	7	U	2	1	1	1,000	P	S	0	1							
10	8	U	2	1	3	1,000	P	S	0	1							
10	9	U	2	1	6	1,000	P	S	0	1							
11	0	U	2	1	8	1,000	P	S	0	1							
11	1	U	2	1	9	1,000	P	S	0	1							
11	2	U	2	2	0	1,000	P	S	0	1							
11	3	U	2	2	5	500	P	S	0	1							
11	4	U	2	2	6	1,000	P	S	0	1							
11	5	U	2	2	7	500	P	S	0	1							
11	6	U	2	2	8	1,000	P	S	0	1							
11	7	U	2	3	9	500	P	S	0	1							
11	8	U	2	4	6	500	P	S	0	1							

7. Description of Hazardous Wastes (Enter codes for Items 7.A, 7.C and 7.D(1)) (continued)

Line No.	A. EPA Hazardous Waste No.					B. Estimated Annual Qty of Waste	C. Unit of Measure	D. Processes									
								(1) Process Codes					(2) Process Description (if code is not entered in 7.D1))				
Technical Area 14																	
	1	D	0	0	1	2,000	P	X	0	1							
	2	D	0	0	3										Included with above.		
	3	D	0	0	5										Included with above.		
	4	D	0	0	6										Included with above.		
	5	D	0	0	7										Included with above.		
	6	D	0	0	8										Included with above.		
	7	D	0	0	9										Included with above.		
	8	D	0	1	1										Included with above.		
	9	D	0	1	8										Included with above.		
1	0	D	0	2	2										Included with above.		
1	1	D	0	2	8										Included with above.		
1	2	D	0	2	9										Included with above.		
1	3	D	0	3	0										Included with above.		
1	4	D	0	3	5										Included with above.		
1	5	D	0	3	6										Included with above.		
1	6	D	0	3	8										Included with above.		
1	7	D	0	4	0										Included with above.		
1	8	F	0	0	1										Included with above.		
1	9	F	0	0	2										Included with above.		
2	0	F	0	0	3										Included with above.		
2	1	F	0	0	4										Included with above.		
2	2	F	0	0	5										Included with above.		

7. Description of Hazardous Wastes (Enter codes for Items 7.A, 7.C and 7.D(1)) (continued)

Line No.	A. EPA Hazardous Waste No.					B. Estimated Annual Qty of Waste	C. Unit of Measure	D. Processes									
								(1) Process Codes					(2) Process Description (if code is not entered in 7.D1))				
Technical Area 16																	
	1	D	0	0	1	20,000	P	X	0	1							
	2	D	0	0	2											Included with above.	
	3	D	0	0	3											Included with above.	
	4	D	0	0	5											Included with above.	
	5	D	0	0	6											Included with above.	
	6	D	0	0	7											Included with above.	
	7	D	0	0	8											Included with above.	
	8	D	0	0	9											Included with above.	
	9	D	0	1	0											Included with above.	
1	0	D	0	1	1											Included with above.	
1	1	D	0	1	8											Included with above.	
1	2	D	0	2	2											Included with above.	
1	3	D	0	2	8											Included with above.	
1	4	D	0	2	9											Included with above.	
1	5	D	0	3	0											Included with above.	
1	6	D	0	3	5											Included with above.	
1	7	D	0	3	6											Included with above.	
1	8	D	0	3	8											Included with above.	
1	9	D	0	4	0											Included with above.	
2	0	F	0	0	1											Included with above.	
2	1	F	0	0	2											Included with above.	
2	2	F	0	0	3											Included with above.	
2	3	F	0	0	4											Included with above.	
2	4	F	0	0	5											Included with above.	
2	5	K	0	4	4											Included with above.	
2	6	K	0	4	5											Included with above.	

7. Description of Hazardous Wastes (Enter codes for Items 7.A, 7.C and 7.D(1)) (continued)

Line No.	A. EPA Hazardous Waste No.					B. Estimated Annual Qty of Waste	C. Unit of Measure	D. Processes									
								(1) Process Codes					(2) Process Description (if code is not entered in 7.D1))				
Technical Area 36																	
	1	D	0	0	1	15,000	P	X	0	1							
	2	D	0	0	3											Included with above.	
	3	D	0	0	5											Included with above.	
	4	D	0	0	6											Included with above.	
	5	D	0	0	7											Included with above.	
	6	D	0	0	8											Included with above.	
	7	D	0	0	9											Included with above.	
	8	D	0	1	0											Included with above.	
	9	D	0	1	1											Included with above.	
1	0	D	0	1	8											Included with above.	
1	1	D	0	2	2											Included with above.	
1	2	D	0	2	8											Included with above.	
1	3	D	0	2	9											Included with above.	
1	4	D	0	3	0											Included with above.	
1	5	D	0	3	5											Included with above.	
1	6	D	0	3	6											Included with above.	
1	7	D	0	3	8											Included with above.	
1	8	D	0	4	0											Included with above.	
1	9	F	0	0	1											Included with above.	
2	0	F	0	0	2											Included with above.	
2	1	F	0	0	3											Included with above.	
2	2	F	0	0	4											Included with above.	
2	3	F	0	0	5											Included with above.	

7. Description of Hazardous Wastes (Enter codes for Items 7.A, 7.C and 7.D(1)) (continued)

Line No.	A. EPA Hazardous Waste No.					B. Estimated Annual Qty of Waste	C. Unit of Measure	D. Processes									
								(1) Process Codes					(2) Process Description (if code is not entered in 7.D1))				
Technical Area 39																	
	1	D	0	0	1	15,000	P	X	0	1							
	2	D	0	0	3											Included with above.	
	3	D	0	0	5											Included with above.	
	4	D	0	0	6											Included with above.	
	5	D	0	0	7											Included with above.	
	6	D	0	0	8											Included with above.	
	7	D	0	0	9											Included with above.	
	8	D	0	1	0											Included with above.	
	9	D	0	1	1											Included with above.	
1	0	D	0	1	8											Included with above.	
1	1	D	0	2	2											Included with above.	
1	2	D	0	2	8											Included with above.	
1	3	D	0	2	9											Included with above.	
1	4	D	0	3	0											Included with above.	
1	5	D	0	3	5											Included with above.	
1	6	D	0	3	6											Included with above.	
1	7	D	0	3	8											Included with above.	
1	8	D	0	4	0											Included with above.	
1	9	F	0	0	1											Included with above.	
2	0	F	0	0	2											Included with above.	
2	1	F	0	0	3											Included with above.	
2	2	F	0	0	4											Included with above.	
2	3	F	0	0	5											Included with above.	

7. Description of Hazardous Wastes (Enter codes for Items 7.A, 7.C and 7.D(1)) (continued)

Line No.	A. EPA Hazardous Waste No.					B. Estimated Annual Qty of Waste	C. Unit of Measure	D. Processes															
	(1) Process Codes								(2) Process Description (if code is not entered in 7.D1))														
Technical Area 50																							
	1	D	0	0	1	69,696	P	S	0	1	T	0	4										
	2	D	0	0	2	52,734	P	S	0	1	T	0	4										
	3	D	0	0	3	3,444	P	S	0	1													
	4	D	0	0	4	7,531	P	S	0	1	T	0	4										
	5	D	0	0	5	7,740	P	S	0	1	T	0	4										
	6	D	0	0	6	535,451	P	S	0	1	T	0	4										
	7	D	0	0	7	567,226	P	S	0	1	T	0	4										
	8	D	0	0	8	1,405,439	P	S	0	1	T	0	4										
	9	D	0	0	9	75,666	P	S	0	1	T	0	4										
1	0	D	0	1	0	8,922	P	S	0	1	T	0	4										
1	1	D	0	1	1	31,255	P	S	0	1	T	0	4										
1	2	D	0	1	2	100	P	S	0	1													
1	3	D	0	1	3	100	P	S	0	1													
1	4	D	0	1	4	100	P	S	0	1													
1	5	D	0	1	5	100	P	S	0	1													
1	6	D	0	1	6	44	P	S	0	1													
1	7	D	0	1	7	66	P	S	0	1													
1	8	D	0	1	8	5,535	P	S	0	1	T	0	4										
1	9	D	0	1	9	4,261	P	S	0	1	T	0	4										
2	0	D	0	2	0	100	P	S	0	1	T	0	4										
2	1	D	0	2	1	100	P	S	0	1	T	0	4										
2	2	D	0	2	2	100	P	S	0	1	T	0	4										
2	3	D	0	2	3	100	P	S	0	1	T	0	4										
2	4	D	0	2	4	100	P	S	0	1	T	0	4										
2	5	D	0	2	5	100	P	S	0	1	T	0	4										
2	6	D	0	2	6	518	P	S	0	1	T	0	4										
2	7	D	0	2	7	972	P	S	0	1	T	0	4										
2	8	D	0	2	8	216,783	P	S	0	1	T	0	4										
2	9	D	0	2	9	215,184	P	S	0	1	T	0	4										
3	0	D	0	3	0	5,491	P	S	0	1	T	0	4										
3	1	D	0	3	1	293	P	S	0	1	T	0	4										
3	2	D	0	3	2	3,135	P	S	0	1	T	0	4										
3	3	D	0	3	3	2,222	P	S	0	1	T	0	4										
3	4	D	0	3	4	1,228	P	S	0	1	T	0	4										
3	5	D	0	3	5	1,792	P	S	0	1	T	0	4										
3	6	D	0	3	6	549	P	S	0	1	T	0	4										

7. Description of Hazardous Wastes (Enter codes for Items 7.A, 7.C and 7.D(1)) (continued)

Line No.	A. EPA Hazardous Waste No.					B. Estimated Annual Qty of Waste	C. Unit of Measure	D. Processes															
	(1) Process Codes								(2) Process Description (if code is not entered in 7.D1))														
Technical Area 50 (continued)																							
3	7	D	0	3	7	761	P	S	0	1	T	0	4										
3	8	D	0	3	8	1,549	P	S	0	1	T	0	4										
3	9	D	0	3	9	1,675	P	S	0	1	T	0	4										
4	0	D	0	4	0	3,942	P	S	0	1	T	0	4										
4	1	D	0	4	1	293	P	S	0	1	T	0	4										
4	2	D	0	4	2	1,182	P	S	0	1	T	0	4										
4	3	D	0	4	3	655	P	S	0	1	T	0	4										
4	4	F	0	0	1	442,263	P	S	0	1	T	0	4										
4	5	F	0	0	2	147,347	P	S	0	1	T	0	4										
4	6	F	0	0	3	50,980	P	S	0	1	T	0	4										
4	7	F	0	0	4	2,817	P	S	0	1	T	0	4										
4	8	F	0	0	5	334,821	P	S	0	1	T	0	4										
4	9	F	0	0	6	100	P	S	0	1	T	0	4										
5	0	F	0	0	7	100	P	S	0	1	T	0	4										
5	1	F	0	0	8	100	P	S	0	1													
5	2	F	0	0	9	165	P	S	0	1	T	0	4										
5	3	F	0	1	0	100	P	S	0	1													
5	4	F	0	1	1	100	P	S	0	1													
5	5	F	0	1	2	100	P	S	0	1													
5	6	F	0	1	9	100	P	S	0	1													
5	7	F	0	2	0	100	P	S	0	1													
5	8	F	0	2	1	100	P	S	0	1													
5	9	F	0	2	2	100	P	S	0	1													
6	0	F	0	2	3	100	P	S	0	1													
6	1	F	0	2	4	100	P	S	0	1													
6	2	F	0	2	5	100	P	S	0	1													
6	3	F	0	2	6	100	P	S	0	1													
6	4	F	0	2	7	165	P	S	0	1													
6	5	F	0	2	8	100	P	S	0	1													
6	6	F	0	3	2	100	P	S	0	1													
6	7	F	0	3	4	100	P	S	0	1													
6	8	F	0	3	5	100	P	S	0	1													
6	9	F	0	3	7	100	P	S	0	1													
7	0	F	0	3	8	100	P	S	0	1													
7	1	F	0	3	9	100	P	S	0	1													
7	2	K	0	4	4	100	P	S	0	1													

7. Description of Hazardous Wastes (Enter codes for Items 7.A, 7.C and 7.D(1)) (continued)

Line No.	A. EPA Hazardous Waste No.					B. Estimated Annual Qty of Waste	C. Unit of Measure	D. Processes									
								(1) Process Codes					(2) Process Description (if code is not entered in 7.D1))				
Technical Area 50 (continued)																	
7	3	K	0	4	5	100	P	S	0	1							
7	4	K	0	4	6	100	P	S	0	1							
7	5	K	0	4	7	100	P	S	0	1							
7	6	K	0	8	4	100	P	S	0	1							
7	7	K	1	0	1	100	P	S	0	1							
7	8	K	1	0	2	100	P	S	0	1							
7	9	P	0	0	1	100	P	S	0	1							
8	0	P	0	0	2	100	P	S	0	1							
8	1	P	0	0	3	293	P	S	0	1							
8	2	P	0	0	4	100	P	S	0	1							
8	3	P	0	0	5	100	P	S	0	1							
8	4	P	0	0	6	143	P	S	0	1							
8	5	P	0	0	7	100	P	S	0	1							
8	6	P	0	0	8	100	P	S	0	1							
8	7	P	0	0	9	100	P	S	0	1							
8	8	P	0	1	0	100	P	S	0	1							
8	9	P	0	1	1	143	P	S	0	1							
9	0	P	0	1	2	293	P	S	0	1							
9	1	P	0	1	3	100	P	S	0	1							
9	2	P	0	1	4	100	P	S	0	1							
9	3	P	0	1	5	293	P	S	0	1							
9	4	P	0	1	6	100	P	S	0	1							
9	5	P	0	1	7	100	P	S	0	1							
9	6	P	0	1	8	100	P	S	0	1							
9	7	P	0	2	0	100	P	S	0	1							
9	8	P	0	2	1	100	P	S	0	1							
9	9	P	0	2	2	100	P	S	0	1							
10	0	P	0	2	3	100	P	S	0	1							
10	1	P	0	2	4	100	P	S	0	1							
10	2	P	0	2	6	100	P	S	0	1							
10	3	P	0	2	7	100	P	S	0	1							
10	4	P	0	2	8	100	P	S	0	1							
10	5	P	0	2	9	293	P	S	0	1							
10	6	P	0	3	0	485	P	S	0	1							
10	7	P	0	3	1	485	P	S	0	1							
10	8	P	0	3	3	143	P	S	0	1							

7. Description of Hazardous Wastes (Enter codes for Items 7.A, 7.C and 7.D(1)) (continued)

Line No.	A. EPA Hazardous Waste No.					B. Estimated Annual Qty of Waste	C. Unit of Measure	D. Processes									
								(1) Process Codes					(2) Process Description (if code is not entered in 7.D1))				
Technical Area 50 (continued)																	
10	9	P	0	3	4	100	P	S	0	1							
11	0	P	0	3	6	100	P	S	0	1							
11	1	P	0	3	7	100	P	S	0	1							
11	2	P	0	3	8	227	P	S	0	1							
11	3	P	0	3	9	100	P	S	0	1							
11	4	P	0	4	0	100	P	S	0	1							
11	5	P	0	4	1	100	P	S	0	1							
11	6	P	0	4	2	100	P	S	0	1							
11	7	P	0	4	3	143	P	S	0	1							
11	8	P	0	4	4	100	P	S	0	1							
11	9	P	0	4	5	100	P	S	0	1							
12	0	P	0	4	6	100	P	S	0	1							
12	1	P	0	4	7	100	P	S	0	1							
12	2	P	0	4	8	143	P	S	0	1							
12	3	P	0	4	9	100	P	S	0	1							
12	4	P	0	5	0	100	P	S	0	1							
12	5	P	0	5	1	100	P	S	0	1							
12	6	P	0	5	4	100	P	S	0	1							
12	7	P	0	5	6	2,624	P	S	0	1							
12	8	P	0	5	7	100	P	S	0	1							
12	9	P	0	5	8	100	P	S	0	1							
13	0	P	0	5	9	100	P	S	0	1							
13	1	P	0	6	0	100	P	S	0	1							
13	2	P	0	6	2	100	P	S	0	1							
13	3	P	0	6	3	293	P	S	0	1							
13	4	P	0	6	4	100	P	S	0	1							
13	5	P	0	6	5	100	P	S	0	1							
13	6	P	0	6	6	100	P	S	0	1							
13	7	P	0	6	7	100	P	S	0	1							
13	8	P	0	6	8	293	P	S	0	1							
13	9	P	0	6	9	100	P	S	0	1							
14	0	P	0	7	0	100	P	S	0	1							
14	1	P	0	7	1	100	P	S	0	1							
14	2	P	0	7	2	100	P	S	0	1							
14	3	P	0	7	3	293	P	S	0	1							
14	4	P	0	7	4	100	P	S	0	1							

7. Description of Hazardous Wastes (Enter codes for Items 7.A, 7.C and 7.D(1)) (continued)

Line No.	A. EPA Hazardous Waste No.					B. Estimated Annual Qty of Waste	C. Unit of Measure	D. Processes									
								(1) Process Codes					(2) Process Description (if code is not entered in 7.D1))				
Technical Area 50 (continued)																	
14	5	P	0	7	5	100	P	S	0	1							
14	6	P	0	7	6	403	P	S	0	1							
14	7	P	0	7	7	100	P	S	0	1							
14	8	P	0	7	8	425	P	S	0	1							
14	9	P	0	8	1	100	P	S	0	1							
15	0	P	0	8	2	100	P	S	0	1							
15	1	P	0	8	4	100	P	S	0	1							
15	2	P	0	8	5	100	P	S	0	1							
15	3	P	0	8	7	100	P	S	0	1							
15	4	P	0	8	8	100	P	S	0	1							
15	5	P	0	8	9	100	P	S	0	1							
15	6	P	0	9	2	143	P	S	0	1							
15	7	P	0	9	3	100	P	S	0	1							
15	8	P	0	9	4	100	P	S	0	1							
15	9	P	0	9	5	293	P	S	0	1							
16	0	P	0	9	6	293	P	S	0	1							
16	1	P	0	9	7	100	P	S	0	1							
16	2	P	0	9	8	293	P	S	0	1							
16	3	P	0	9	9	100	P	S	0	1							
16	4	P	1	0	1	100	P	S	0	1							
16	5	P	1	0	2	100	P	S	0	1							
16	6	P	1	0	3	100	P	S	0	1							
16	7	P	1	0	4	143	P	S	0	1							
16	8	P	1	0	5	143	P	S	0	1							
16	9	P	1	0	6	293	P	S	0	1							
17	0	P	1	0	8	100	P	S	0	1							
17	1	P	1	0	9	100	P	S	0	1							
17	2	P	1	1	0	100	P	S	0	1							
17	3	P	1	1	1	100	P	S	0	1							
17	4	P	1	1	2	143	P	S	0	1							
17	5	P	1	1	3	293	P	S	0	1							
17	6	P	1	1	4	100	P	S	0	1							
17	7	P	1	1	5	100	P	S	0	1							
17	8	P	1	1	6	100	P	S	0	1							
17	9	P	1	1	8	100	P	S	0	1							
18	0	P	1	1	9	143	P	S	0	1							

7. Description of Hazardous Wastes (Enter codes for Items 7.A, 7.C and 7.D(1)) (continued)

Line No.	A. EPA Hazardous Waste No.					B. Estimated Annual Qty of Waste	C. Unit of Measure	D. Processes									
								(1) Process Codes					(2) Process Description (if code is not entered in 7.D1))				
Technical Area 50 (continued)																	
18	1	P	1	2	0	293	P	S	0	1							
18	2	P	1	2	1	100	P	S	0	1							
18	3	P	1	2	2	100	P	S	0	1							
18	4	P	1	2	3	100	P	S	0	1							
18	5	P	1	2	7	100	P	S	0	1							
18	6	P	1	2	8	100	P	S	0	1							
18	7	P	1	8	5	100	P	S	0	1							
18	8	P	1	8	8	100	P	S	0	1							
18	9	P	1	8	9	100	P	S	0	1							
19	0	P	1	9	0	100	P	S	0	1							
19	1	P	1	9	1	100	P	S	0	1							
19	2	P	1	9	2	100	P	S	0	1							
19	3	P	1	9	4	100	P	S	0	1							
19	4	P	1	9	6	100	P	S	0	1							
19	5	P	1	9	7	100	P	S	0	1							
19	6	P	1	9	8	100	P	S	0	1							
19	7	P	1	9	9	100	P	S	0	1							
19	8	P	2	0	1	100	P	S	0	1							
19	9	P	2	0	2	100	P	S	0	1							
20	0	P	2	0	3	100	P	S	0	1							
20	1	P	2	0	4	100	P	S	0	1							
20	2	P	2	0	5	100	P	S	0	1							
20	3	U	0	0	1	293	P	S	0	1							
20	4	U	0	0	2	954	P	S	0	1							
20	5	U	0	0	3	485	P	S	0	1							
20	6	U	0	0	4	100	P	S	0	1							
20	7	U	0	0	5	100	P	S	0	1							
20	8	U	0	0	6	100	P	S	0	1							
20	9	U	0	0	7	143	P	S	0	1							
21	0	U	0	0	8	143	P	S	0	1							
21	1	U	0	0	9	143	P	S	0	1							
21	2	U	0	1	0	100	P	S	0	1							
21	3	U	0	1	1	100	P	S	0	1							
21	4	U	0	1	2	293	P	S	0	1							
21	5	U	0	1	4	100	P	S	0	1							
21	6	U	0	1	5	100	P	S	0	1							

7. Description of Hazardous Wastes (Enter codes for Items 7.A, 7.C and 7.D(1)) (continued)

Line No.	A. EPA Hazardous Waste No.					B. Estimated Annual Qty of Waste	C. Unit of Measure	D. Processes											
								(1) Process Codes				(2) Process Description (if code is not entered in 7.D1))							
Technical Area 50 (continued)																			
21	7	U	0	1	6	100	P	S	0	1									
21	8	U	0	1	7	100	P	S	0	1									
21	9	U	0	1	8	143	P	S	0	1									
22	0	U	0	1	9	470	P	S	0	1									
22	1	U	0	2	0	100	P	S	0	1									
22	2	U	0	2	1	100	P	S	0	1									
22	3	U	0	2	2	293	P	S	0	1									
22	4	U	0	2	3	100	P	S	0	1									
22	5	U	0	2	4	100	P	S	0	1									
22	6	U	0	2	5	100	P	S	0	1									
22	7	U	0	2	6	100	P	S	0	1									
22	8	U	0	2	7	100	P	S	0	1									
22	9	U	0	2	8	100	P	S	0	1									
23	0	U	0	2	9	293	P	S	0	1									
23	1	U	0	3	0	100	P	S	0	1									
23	2	U	0	3	1	293	P	S	0	1									
23	3	U	0	3	2	100	P	S	0	1									
23	4	U	0	3	3	143	P	S	0	1									
23	5	U	0	3	4	100	P	S	0	1									
23	6	U	0	3	5	100	P	S	0	1									
23	7	U	0	3	6	100	P	S	0	1									
23	8	U	0	3	7	143	P	S	0	1									
23	9	U	0	3	8	100	P	S	0	1									
24	0	U	0	3	9	100	P	S	0	1									
24	1	U	0	4	1	143	P	S	0	1									
24	2	U	0	4	2	100	P	S	0	1									
24	3	U	0	4	3	100	P	S	0	1									
24	4	U	0	4	4	293	P	S	0	1									
24	5	U	0	4	5	293	P	S	0	1									
24	6	U	0	4	6	100	P	S	0	1									
24	7	U	0	4	7	100	P	S	0	1									
24	8	U	0	4	8	100	P	S	0	1									
24	9	U	0	4	9	100	P	S	0	1									
25	0	U	0	5	0	100	P	S	0	1									
25	1	U	0	5	1	100	P	S	0	1									

7. Description of Hazardous Wastes (Enter codes for Items 7.A, 7.C and 7.D(1)) (continued)

Line No.	A. EPA Hazardous Waste No.					B. Estimated Annual Qty of Waste	C. Unit of Measure	D. Processes									
								(1) Process Codes					(2) Process Description (if code is not entered in 7.D1))				
Technical Area 50 (continued)																	
25	2	U	0	5	2	293	P	S	0	1							
25	3	U	0	5	3	100	P	S	0	1							
25	4	U	0	5	5	143	P	S	0	1							
25	5	U	0	5	6	293	P	S	0	1							
25	6	U	0	5	7	293	P	S	0	1							
25	7	U	0	5	8	100	P	S	0	1							
25	8	U	0	5	9	100	P	S	0	1							
25	9	U	0	6	0	100	P	S	0	1							
26	0	U	0	6	1	100	P	S	0	1							
26	1	U	0	6	2	100	P	S	0	1							
26	2	U	0	6	3	100	P	S	0	1							
26	3	U	0	6	4	100	P	S	0	1							
26	4	U	0	6	6	100	P	S	0	1							
26	5	U	0	6	7	143	P	S	0	1							
26	6	U	0	6	8	143	P	S	0	1							
26	7	U	0	6	9	100	P	S	0	1							
26	8	U	0	7	0	165	P	S	0	1							
26	9	U	0	7	1	100	P	S	0	1							
27	0	U	0	7	2	100	P	S	0	1							
27	1	U	0	7	3	100	P	S	0	1							
27	2	U	0	7	4	100	P	S	0	1							
27	3	U	0	7	5	381	P	S	0	1							
27	4	U	0	7	6	100	P	S	0	1							
27	5	U	0	7	7	293	P	S	0	1							
27	6	U	0	7	8	100	P	S	0	1							
27	7	U	0	7	9	100	P	S	0	1							
27	8	U	0	8	0	4,129	P	S	0	1	T	0	4				
27	9	U	0	8	1	100	P	S	0	1							
28	0	U	0	8	2	100	P	S	0	1							
28	1	U	0	8	3	100	P	S	0	1							
28	2	U	0	8	4	100	P	S	0	1							
28	3	U	0	8	5	143	P	S	0	1							
28	4	U	0	8	6	100	P	S	0	1							
28	5	U	0	8	7	100	P	S	0	1							
28	6	U	0	8	8	100	P	S	0	1							
28	7	U	0	8	9	100	P	S	0	1							

7. Description of Hazardous Wastes (Enter codes for Items 7.A, 7.C and 7.D(1)) (continued)

Line No.	A. EPA Hazardous Waste No.					B. Estimated Annual Qty of Waste	C. Unit of Measure	D. Processes									
								(1) Process Codes					(2) Process Description (if code is not entered in 7.D1))				
Technical Area 50 (continued)																	
28	8	U	0	9	0	100	P	S	0	1							
28	9	U	0	9	1	518	P	S	0	1							
29	0	U	0	9	2	143	P	S	0	1							
29	1	U	0	9	3	100	P	S	0	1							
29	2	U	0	9	4	100	P	S	0	1							
29	3	U	0	9	5	100	P	S	0	1							
29	4	U	0	9	6	100	P	S	0	1							
29	5	U	0	9	7	100	P	S	0	1							
29	6	U	0	9	8	100	P	S	0	1							
29	7	U	0	9	9	100	P	S	0	1							
29	8	U	1	0	1	100	P	S	0	1							
29	9	U	1	0	2	100	P	S	0	1							
30	0	U	1	0	3	143	P	S	0	1							
30	1	U	1	0	5	100	P	S	0	1							
30	2	U	1	0	6	100	P	S	0	1							
30	3	U	1	0	7	100	P	S	0	1							
30	4	U	1	0	8	293	P	S	0	1							
30	5	U	1	0	9	143	P	S	0	1							
30	6	U	1	1	0	100	P	S	0	1							
30	7	U	1	1	1	100	P	S	0	1							
30	8	U	1	1	2	293	P	S	0	1							
30	9	U	1	1	3	100	P	S	0	1							
31	0	U	1	1	4	100	P	S	0	1							
31	1	U	1	1	5	293	P	S	0	1							
31	2	U	1	1	6	100	P	S	0	1							
31	3	U	1	1	7	293	P	S	0	1							
31	4	U	1	1	8	100	P	S	0	1							
31	5	U	1	1	9	100	P	S	0	1							
31	6	U	1	2	0	100	P	S	0	1							
31	7	U	1	2	1	293	P	S	0	1							
31	8	U	1	2	2	778	P	S	0	1							
31	9	U	1	2	3	293	P	S	0	1							
32	0	U	1	2	4	143	P	S	0	1							
32	1	U	1	2	5	100	P	S	0	1							
32	2	U	1	2	6	100	P	S	0	1							
32	3	U	1	2	7	100	P	S	0	1							

7. Description of Hazardous Wastes (Enter codes for Items 7.A, 7.C and 7.D(1)) (continued)

Line No.	A. EPA Hazardous Waste No.					B. Estimated Annual Qty of Waste	C. Unit of Measure	D. Processes															
								(1) Process Codes				(2) Process Description (if code is not entered in 7.D1))											
Technical Area 50 (continued)																							
32	4	U	1	2	8	100	P	S	0	1													
32	5	U	1	2	9	100	P	S	0	1													
32	6	U	1	3	0	100	P	S	0	1													
32	7	U	1	3	1	293	P	S	0	1													
32	8	U	1	3	2	100	P	S	0	1													
32	9	U	1	3	3	293	P	S	0	1													
33	0	U	1	3	4	667	P	S	0	1													
33	1	U	1	3	5	447	P	S	0	1													
33	2	U	1	3	6	143	P	S	0	1													
33	3	U	1	3	7	100	P	S	0	1													
33	4	U	1	3	8	100	P	S	0	1													
33	5	U	1	4	0	293	P	S	0	1													
33	6	U	1	4	1	100	P	S	0	1													
33	7	U	1	4	2	100	P	S	0	1													
33	8	U	1	4	3	100	P	S	0	1													
33	9	U	1	4	4	293	P	S	0	1													
34	0	U	1	4	5	293	P	S	0	1													
34	1	U	1	4	6	100	P	S	0	1													
34	2	U	1	4	7	100	P	S	0	1													
34	3	U	1	4	8	100	P	S	0	1													
34	4	U	1	4	9	100	P	S	0	1													
34	5	U	1	5	0	100	P	S	0	1													
34	6	U	1	5	1	884	P	S	0	1													
34	7	U	1	5	2	100	P	S	0	1													
34	8	U	1	5	3	143	P	S	0	1													
34	9	U	1	5	4	359	P	S	0	1													
35	0	U	1	5	5	100	P	S	0	1													
35	1	U	1	5	6	100	P	S	0	1													
35	2	U	1	5	7	100	P	S	0	1													
35	3	U	1	5	8	100	P	S	0	1													
35	4	U	1	5	9	315	P	S	0	1													
35	5	U	1	6	0	293	P	S	0	1													
35	6	U	1	6	1	470	P	S	0	1													
35	7	U	1	6	2	143	P	S	0	1													
35	8	U	1	6	3	143	P	S	0	1													
35	9	U	1	6	4	100	P	S	0	1													

7. Description of Hazardous Wastes (Enter codes for Items 7.A, 7.C and 7.D(1)) (continued)

Line No.	A. EPA Hazardous Waste No.					B. Estimated Annual Qty of Waste	C. Unit of Measure	D. Processes									
								(1) Process Codes					(2) Process Description (if code is not entered in 7.D1))				
Technical Area 50 (continued)																	
36	0	U	1	6	5	293	P	S	0	1							
36	1	U	1	6	6	100	P	S	0	1							
36	2	U	1	6	7	143	P	S	0	1							
36	3	U	1	6	8	143	P	S	0	1							
36	4	U	1	6	9	293	P	S	0	1							
36	5	U	1	7	0	143	P	S	0	1							
36	6	U	1	7	1	100	P	S	0	1							
36	7	U	1	7	2	100	P	S	0	1							
36	8	U	1	7	3	100	P	S	0	1							
36	9	U	1	7	4	100	P	S	0	1							
37	0	U	1	7	6	100	P	S	0	1							
37	1	U	1	7	7	100	P	S	0	1							
37	2	U	1	7	8	100	P	S	0	1							
37	3	U	1	7	9	100	P	S	0	1							
37	4	U	1	8	0	100	P	S	0	1							
37	5	U	1	8	1	100	P	S	0	1							
37	6	U	1	8	2	100	P	S	0	1							
37	7	U	1	8	3	100	P	S	0	1							
37	8	U	1	8	4	100	P	S	0	1							
37	9	U	1	8	5	100	P	S	0	1							
38	0	U	1	8	6	100	P	S	0	1							
38	1	U	1	8	7	100	P	S	0	1							
38	2	U	1	8	8	293	P	S	0	1							
38	3	U	1	8	9	100	P	S	0	1							
38	4	U	1	9	0	293	P	S	0	1							
38	5	U	1	9	1	100	P	S	0	1							
38	6	U	1	9	2	100	P	S	0	1							
38	7	U	1	9	3	100	P	S	0	1							
38	8	U	1	9	4	100	P	S	0	1							
38	9	U	1	9	6	293	P	S	0	1							
39	0	U	1	9	7	100	P	S	0	1							
39	1	U	2	0	0	100	P	S	0	1							
39	2	U	2	0	1	100	P	S	0	1							
39	3	U	2	0	2	100	P	S	0	1							
39	4	U	2	0	3	100	P	S	0	1							
39	5	U	2	0	4	293	P	S	0	1							

7. Description of Hazardous Wastes (Enter codes for Items 7.A, 7.C and 7.D(1)) (continued)

Line No.	A. EPA Hazardous Waste No.					B. Estimated Annual Qty of Waste	C. Unit of Measure	D. Processes									
								(1) Process Codes					(2) Process Description (if code is not entered in 7.D1))				
Technical Area 50 (continued)																	
39	6	U	2	0	5	100	P	S	0	1							
39	7	U	2	0	6	100	P	S	0	1							
39	8	U	2	0	7	100	P	S	0	1							
39	9	U	2	0	8	100	P	S	0	1							
40	0	U	2	0	9	100	P	S	0	1							
40	1	U	2	1	0	513	P	S	0	1							
40	2	U	2	1	1	359	P	S	0	1							
40	3	U	2	1	3	293	P	S	0	1							
40	4	U	2	1	4	100	P	S	0	1							
40	5	U	2	1	5	100	P	S	0	1							
40	6	U	2	1	6	293	P	S	0	1							
40	7	U	2	1	7	100	P	S	0	1							
40	8	U	2	1	8	293	P	S	0	1							
40	9	U	2	1	9	293	P	S	0	1							
41	0	U	2	2	0	491	P	S	0	1							
41	1	U	2	2	1	100	P	S	0	1							
41	2	U	2	2	2	100	P	S	0	1							
41	3	U	2	2	3	143	P	S	0	1							
41	4	U	2	2	5	293	P	S	0	1							
41	5	U	2	2	6	6,594	P	S	0	1							
41	6	U	2	2	7	293	P	S	0	1							
41	7	U	2	2	8	1,219	P	S	0	1							
41	8	U	2	3	4	100	P	S	0	1							
41	9	U	2	3	5	100	P	S	0	1							
42	0	U	2	3	6	100	P	S	0	1							
42	1	U	2	3	7	100	P	S	0	1							
42	2	U	2	3	8	100	P	S	0	1							
42	3	U	2	3	9	646	P	S	0	1							
42	4	U	2	4	0	143	P	S	0	1							
42	5	U	2	4	3	100	P	S	0	1							
42	6	U	2	4	4	100	P	S	0	1							
42	7	U	2	4	6	231	P	S	0	1							
42	8	U	2	4	7	100	P	S	0	1							
42	9	U	2	4	8	100	P	S	0	1							
43	0	U	2	4	9	100	P	S	0	1							
43	1	U	2	7	1	100	P	S	0	1							

7. Description of Hazardous Wastes (Enter codes for Items 7.A, 7.C and 7.D(1)) (continued)

Line No.	A. EPA Hazardous Waste No.					B. Estimated Annual Qty of Waste	C. Unit of Measure	D. Processes									
								(1) Process Codes					(2) Process Description (if code is not entered in 7.D1))				
Technical Area 50 (continued)																	
43	2	U	2	7	8	100	P	S	0	1							
43	3	U	2	7	9	100	P	S	0	1							
43	4	U	2	8	0	100	P	S	0	1							
43	5	U	3	2	8	100	P	S	0	1							
43	6	U	3	5	3	100	P	S	0	1							
43	7	U	3	5	9	100	P	S	0	1							
43	8	U	3	6	4	100	P	S	0	1							
43	9	U	3	6	7	100	P	S	0	1							
44	0	U	3	7	2	100	P	S	0	1							
44	1	U	3	7	3	100	P	S	0	1							
44	2	U	3	8	7	100	P	S	0	1							
44	3	U	3	8	9	100	P	S	0	1							
44	4	U	3	9	4	100	P	S	0	1							
44	5	U	3	9	5	100	P	S	0	1							
44	6	U	4	0	4	100	P	S	0	1							
44	7	U	4	0	9	100	P	S	0	1							
44	8	U	4	1	0	100	P	S	0	1							
44	9	U	4	1	1	100	P	S	0	1							

7. Description of Hazardous Wastes (Enter codes for Items 7.A, 7.C and 7.D(1)) (continued)

Line No.	A. EPA Hazardous Waste No.					B. Estimated Annual Qty of Waste	C. Unit of Measure	D. Processes									
								(1) Process Codes					(2) Process Description (if code is not entered in 7.D1))				
Technical Area 54, Area L																	
	1	D	0	0	1	220,000	P	S	0	1							
	2	D	0	0	2	365,000	P	S	0	1							
	3	D	0	0	3	100,000	P	S	0	1							
	4	D	0	0	4	25,000	P	S	0	1	T	0	4				
	5	D	0	0	5	80,000	P	S	0	1	T	0	4				
	6	D	0	0	6	65,000	P	S	0	1	T	0	4				
	7	D	0	0	7	75,000	P	S	0	1	T	0	4				
	8	D	0	0	8	800,000	P	S	0	1	T	0	4	S	9 9		
	9	D	0	0	9	65,000	P	S	0	1	T	0	4				
1	0	D	0	1	0	30,000	P	S	0	1	T	0	4				
1	1	D	0	1	1	40,000	P	S	0	1	T	0	4				
1	2	D	0	1	2	12,000	P	S	0	1							
1	3	D	0	1	3	4,000	P	S	0	1							
1	4	D	0	1	4	4,000	P	S	0	1							
1	5	D	0	1	5	7,000	P	S	0	1							
1	6	D	0	1	6	4,000	P	S	0	1							
1	7	D	0	1	7	4,000	P	S	0	1							
1	8	D	0	1	8	20,000	P	S	0	1	T	0	4				
1	9	D	0	1	9	20,000	P	S	0	1	T	0	4				
2	0	D	0	2	0	30,000	P	S	0	1	T	0	4				
2	1	D	0	2	1	10,000	P	S	0	1	T	0	4				
2	2	D	0	2	2	23,000	P	S	0	1	T	0	4				
2	3	D	0	2	3	4,000	P	S	0	1	T	0	4				
2	4	D	0	2	4	4,000	P	S	0	1	T	0	4				
2	5	D	0	2	5	4,000	P	S	0	1	T	0	4				
2	6	D	0	2	6	4,000	P	S	0	1	T	0	4				
2	7	D	0	2	7	12,000	P	S	0	1	T	0	4				
2	8	D	0	2	8	30,000	P	S	0	1	T	0	4				
2	9	D	0	2	9	7,000	P	S	0	1	T	0	4				
3	0	D	0	3	0	20,000	P	S	0	1	T	0	4				
3	1	D	0	3	1	12,000	P	S	0	1	T	0	4				
3	2	D	0	3	2	19,000	P	S	0	1	T	0	4				
3	3	D	0	3	3	19,000	P	S	0	1	T	0	4				
3	4	D	0	3	4	19,000	P	S	0	1	T	0	4				
3	5	D	0	3	5	20,000	P	S	0	1	T	0	4				
3	6	D	0	3	6	9,000	P	S	0	1	T	0	4				

7. Description of Hazardous Wastes (Enter codes for Items 7.A, 7.C and 7.D(1)) (continued)

Line No.	A. EPA Hazardous Waste No.					B. Estimated Annual Qty of Waste	C. Unit of Measure	D. Processes									
	(1) Process Codes							(2) Process Description (if code is not entered in 7.D1))									
Technical Area 54, Area L (continued)																	
3	7	D	0	3	7	7,000	P	S	0	1	T	0	4				
3	8	D	0	3	8	4,000	P	S	0	1	T	0	4				
3	9	D	0	3	9	10,000	P	S	0	1	T	0	4				
4	0	D	0	4	0	15,000	P	S	0	1	T	0	4				
4	1	D	0	4	1	7,000	P	S	0	1	T	0	4				
4	2	D	0	4	2	12,000	P	S	0	1	T	0	4				
4	3	D	0	4	3	15,000	P	S	0	1	T	0	4				
4	4	F	0	0	1	660,000	P	S	0	1	T	0	4				
4	5	F	0	0	2	350,000	P	S	0	1	T	0	4				
4	6	F	0	0	3	250,000	P	S	0	1							
4	7	F	0	0	4	30,000	P	S	0	1	T	0	4				
4	8	F	0	0	5	250,000	P	S	0	1							
4	9	F	0	0	6	7,000	P	S	0	1							
5	0	F	0	0	7	28,000	P	S	0	1							
5	1	F	0	0	8	7,000	P	S	0	1							
5	2	F	0	0	9	8,000	P	S	0	1							
5	3	F	0	1	0	4,000	P	S	0	1							
5	4	F	0	1	1	4,000	P	S	0	1							
5	5	F	0	1	2	4,000	P	S	0	1							
5	6	F	0	1	9	500	P	S	0	1							
5	7	F	0	2	0	500	P	S	0	1							
5	8	F	0	2	1	500	P	S	0	1							
5	9	F	0	2	2	500	P	S	0	1							
6	0	F	0	2	3	500	P	S	0	1							
6	1	F	0	2	4	500	P	S	0	1							
6	2	F	0	2	5	500	P	S	0	1							
6	3	F	0	2	6	500	P	S	0	1							
6	4	F	0	2	7	4,000	P	S	0	1							
6	5	F	0	2	8	4,000	P	S	0	1							
6	6	F	0	3	2	500	P	S	0	1							
6	7	F	0	3	4	500	P	S	0	1							
6	8	F	0	3	5	500	P	S	0	1							
6	9	F	0	3	7	500	P	S	0	1							
7	0	F	0	3	8	500	P	S	0	1							
7	1	F	0	3	9	4,000	P	S	0	1							
7	2	K	0	4	4	22,000	P	S	0	1							

7. Description of Hazardous Wastes (Enter codes for Items 7.A, 7.C and 7.D(1)) (continued)

Line No.	A. EPA Hazardous Waste No.					B. Estimated Annual Qty of Waste	C. Unit of Measure	D. Processes									
								(1) Process Codes					(2) Process Description (if code is not entered in 7.D1))				
Technical Area 54, Area L (continued)																	
7	3	K	0	4	5	4,000	P	S	0	1							
7	4	K	0	4	6	4,000	P	S	0	1							
7	5	K	0	4	7	4,000	P	S	0	1							
7	6	K	0	8	4	500	P	S	0	1							
7	7	K	1	0	1	500	P	S	0	1							
7	8	K	1	0	2	500	P	S	0	1							
7	9	P	0	0	1	4,000	P	S	0	1							
8	0	P	0	0	2	4,000	P	S	0	1							
8	1	P	0	0	3	4,000	P	S	0	1							
8	2	P	0	0	4	4,000	P	S	0	1							
8	3	P	0	0	5	4,000	P	S	0	1							
8	4	P	0	0	6	4,000	P	S	0	1							
8	5	P	0	0	7	4,000	P	S	0	1							
8	6	P	0	0	8	4,000	P	S	0	1							
8	7	P	0	0	9	4,000	P	S	0	1							
8	8	P	0	1	0	4,000	P	S	0	1							
8	9	P	0	1	1	4,000	P	S	0	1							
9	0	P	0	1	2	4,000	P	S	0	1							
9	1	P	0	1	3	4,000	P	S	0	1							
9	2	P	0	1	4	4,000	P	S	0	1							
9	3	P	0	1	5	4,000	P	S	0	1							
9	4	P	0	1	6	4,000	P	S	0	1							
9	5	P	0	1	7	4,000	P	S	0	1							
9	6	P	0	1	8	4,000	P	S	0	1							
9	7	P	0	2	0	4,000	P	S	0	1							
9	8	P	0	2	1	4,000	P	S	0	1							
9	9	P	0	2	2	4,000	P	S	0	1							
10	0	P	0	2	3	4,000	P	S	0	1							
10	1	P	0	2	4	4,000	P	S	0	1							
10	2	P	0	2	6	4,000	P	S	0	1							
10	3	P	0	2	7	4,000	P	S	0	1							
10	4	P	0	2	8	4,000	P	S	0	1							
10	5	P	0	2	9	4,000	P	S	0	1							
10	6	P	0	3	0	4,000	P	S	0	1							
10	7	P	0	3	1	4,000	P	S	0	1							
10	8	P	0	3	3	4,000	P	S	0	1							

7. Description of Hazardous Wastes (Enter codes for Items 7.A, 7.C and 7.D(1)) (continued)

Line No.	A. EPA Hazardous Waste No.					B. Estimated Annual Qty of Waste	C. Unit of Measure	D. Processes									
								(1) Process Codes					(2) Process Description (if code is not entered in 7.D1))				
Technical Area 54, Area L (continued)																	
10	9	P	0	3	4	4,000	P	S	0	1							
11	0	P	0	3	6	4,000	P	S	0	1							
11	1	P	0	3	7	4,000	P	S	0	1							
11	2	P	0	3	8	4,000	P	S	0	1							
11	3	P	0	3	9	4,000	P	S	0	1							
11	4	P	0	4	0	4,000	P	S	0	1							
11	5	P	0	4	1	4,000	P	S	0	1							
11	6	P	0	4	2	4,000	P	S	0	1							
11	7	P	0	4	3	4,000	P	S	0	1							
11	8	P	0	4	4	4,000	P	S	0	1							
11	9	P	0	4	5	4,000	P	S	0	1							
12	0	P	0	4	6	4,000	P	S	0	1							
12	1	P	0	4	7	4,000	P	S	0	1							
12	2	P	0	4	8	4,000	P	S	0	1							
12	3	P	0	4	9	4,000	P	S	0	1							
12	4	P	0	5	0	4,000	P	S	0	1							
12	5	P	0	5	1	4,000	P	S	0	1							
12	6	P	0	5	4	4,000	P	S	0	1							
12	7	P	0	5	6	4,000	P	S	0	1							
12	8	P	0	5	7	4,000	P	S	0	1							
12	9	P	0	5	8	4,000	P	S	0	1							
13	0	P	0	5	9	4,000	P	S	0	1							
13	1	P	0	6	0	4,000	P	S	0	1							
13	2	P	0	6	2	4,000	P	S	0	1							
13	3	P	0	6	3	4,000	P	S	0	1							
13	4	P	0	6	4	4,000	P	S	0	1							
13	5	P	0	6	5	4,000	P	S	0	1							
13	6	P	0	6	6	4,000	P	S	0	1							
13	7	P	0	6	7	4,000	P	S	0	1							
13	8	P	0	6	8	4,000	P	S	0	1							
13	9	P	0	6	9	4,000	P	S	0	1							
14	0	P	0	7	0	4,000	P	S	0	1							
14	1	P	0	7	1	4,000	P	S	0	1							
14	2	P	0	7	2	4,000	P	S	0	1							
14	3	P	0	7	3	4,000	P	S	0	1							
14	4	P	0	7	4	4,000	P	S	0	1							

7. Description of Hazardous Wastes (Enter codes for Items 7.A, 7.C and 7.D(1)) (continued)

Line No.	A. EPA Hazardous Waste No.					B. Estimated Annual Qty of Waste	C. Unit of Measure	D. Processes									
								(1) Process Codes					(2) Process Description (if code is not entered in 7.D1))				
Technical Area 54, Area L (continued)																	
14	5	P	0	7	5	4,000	P	S	0	1							
14	6	P	0	7	6	4,000	P	S	0	1							
14	7	P	0	7	7	4,000	P	S	0	1							
14	8	P	0	7	8	4,000	P	S	0	1							
14	9	P	0	8	1	4,000	P	S	0	1							
15	0	P	0	8	2	4,000	P	S	0	1							
15	1	P	0	8	4	4,000	P	S	0	1							
15	2	P	0	8	5	4,000	P	S	0	1							
15	3	P	0	8	7	4,000	P	S	0	1							
15	4	P	0	8	8	4,000	P	S	0	1							
15	5	P	0	8	9	4,000	P	S	0	1							
15	6	P	0	9	2	4,000	P	S	0	1							
15	7	P	0	9	3	4,000	P	S	0	1							
15	8	P	0	9	4	4,000	P	S	0	1							
15	9	P	0	9	5	4,000	P	S	0	1							
16	0	P	0	9	6	4,000	P	S	0	1							
16	1	P	0	9	7	4,000	P	S	0	1							
16	2	P	0	9	8	4,000	P	S	0	1							
16	3	P	0	9	9	4,000	P	S	0	1							
16	4	P	1	0	1	4,000	P	S	0	1							
16	5	P	1	0	2	4,000	P	S	0	1							
16	6	P	1	0	3	4,000	P	S	0	1							
16	7	P	1	0	4	4,000	P	S	0	1							
16	8	P	1	0	5	4,000	P	S	0	1							
16	9	P	1	0	6	4,000	P	S	0	1							
17	0	P	1	0	8	4,000	P	S	0	1							
17	1	P	1	0	9	4,000	P	S	0	1							
17	2	P	1	1	0	4,000	P	S	0	1							
17	3	P	1	1	1	4,000	P	S	0	1							
17	4	P	1	1	2	4,000	P	S	0	1							
17	5	P	1	1	3	4,000	P	S	0	1							
17	6	P	1	1	4	4,000	P	S	0	1							
17	7	P	1	1	5	4,000	P	S	0	1							
17	8	P	1	1	6	4,000	P	S	0	1							
17	9	P	1	1	8	4,000	P	S	0	1							
18	0	P	1	1	9	4,000	P	S	0	1							

7. Description of Hazardous Wastes (Enter codes for Items 7.A, 7.C and 7.D(1)) (continued)

Line No.	A. EPA Hazardous Waste No.					B. Estimated Annual Qty of Waste	C. Unit of Measure	D. Processes									
								(1) Process Codes					(2) Process Description (if code is not entered in 7.D1))				
Technical Area 54, Area L (continued)																	
18	1	P	1	2	0	4,000	P	S	0	1							
18	2	P	1	2	1	4,000	P	S	0	1							
18	3	P	1	2	2	4,000	P	S	0	1							
18	4	P	1	2	3	4,000	P	S	0	1							
18	5	P	1	2	7	4,000	P	S	0	1							
18	6	P	1	2	8	4,000	P	S	0	1							
18	7	P	1	8	5	4,000	P	S	0	1							
18	8	P	1	8	8	4,000	P	S	0	1							
18	9	P	1	8	9	4,000	P	S	0	1							
19	0	P	1	9	0	4,000	P	S	0	1							
19	1	P	1	9	1	4,000	P	S	0	1							
19	2	P	1	9	2	4,000	P	S	0	1							
19	3	P	1	9	4	4,000	P	S	0	1							
19	4	P	1	9	6	4,000	P	S	0	1							
19	5	P	1	9	7	4,000	P	S	0	1							
19	6	P	1	9	8	4,000	P	S	0	1							
19	7	P	1	9	9	4,000	P	S	0	1							
19	8	P	2	0	1	4,000	P	S	0	1							
19	9	P	2	0	2	4,000	P	S	0	1							
20	0	P	2	0	3	4,000	P	S	0	1							
20	1	P	2	0	4	4,000	P	S	0	1							
20	2	P	2	0	5	4,000	P	S	0	1							
20	3	U	0	0	1	4,000	P	S	0	1							
20	4	U	0	0	2	4,000	P	S	0	1							
20	5	U	0	0	3	4,000	P	S	0	1							
20	6	U	0	0	4	4,000	P	S	0	1							
20	7	U	0	0	5	4,000	P	S	0	1							
20	8	U	0	0	6	4,000	P	S	0	1							
20	9	U	0	0	7	4,000	P	S	0	1							
21	0	U	0	0	8	4,000	P	S	0	1							
21	1	U	0	0	9	4,000	P	S	0	1							
21	2	U	0	1	0	4,000	P	S	0	1							
21	3	U	0	1	1	4,000	P	S	0	1							
21	4	U	0	1	2	4,000	P	S	0	1							
21	5	U	0	1	4	4,000	P	S	0	1							
21	6	U	0	1	5	4,000	P	S	0	1							

7. Description of Hazardous Wastes (Enter codes for Items 7.A, 7.C and 7.D(1)) (continued)

Line No.	A. EPA Hazardous Waste No.					B. Estimated Annual Qty of Waste	C. Unit of Measure	D. Processes									
								(1) Process Codes					(2) Process Description (if code is not entered in 7.D1))				
Technical Area 54, Area L (continued)																	
21	7	U	0	1	6	4,000	P	S	0	1							
21	8	U	0	1	7	4,000	P	S	0	1							
21	9	U	0	1	8	4,000	P	S	0	1							
22	0	U	0	1	9	4,000	P	S	0	1							
22	1	U	0	2	0	4,000	P	S	0	1							
22	2	U	0	2	1	4,000	P	S	0	1							
22	3	U	0	2	2	4,000	P	S	0	1							
22	4	U	0	2	3	4,000	P	S	0	1							
22	5	U	0	2	4	4,000	P	S	0	1							
22	6	U	0	2	5	4,000	P	S	0	1							
22	7	U	0	2	6	4,000	P	S	0	1							
22	8	U	0	2	7	4,000	P	S	0	1							
22	9	U	0	2	8	4,000	P	S	0	1							
23	0	U	0	2	9	4,000	P	S	0	1							
23	1	U	0	3	0	4,000	P	S	0	1							
23	2	U	0	3	1	4,000	P	S	0	1							
23	3	U	0	3	2	4,000	P	S	0	1							
23	4	U	0	3	3	4,000	P	S	0	1							
23	5	U	0	3	4	4,000	P	S	0	1							
23	6	U	0	3	5	4,000	P	S	0	1							
23	7	U	0	3	6	4,000	P	S	0	1							
23	8	U	0	3	7	4,000	P	S	0	1							
23	9	U	0	3	8	4,000	P	S	0	1							
24	0	U	0	3	9	4,000	P	S	0	1							
24	1	U	0	4	1	4,000	P	S	0	1							
24	2	U	0	4	2	4,000	P	S	0	1							
24	3	U	0	4	3	4,000	P	S	0	1							
24	4	U	0	4	4	4,000	P	S	0	1							
24	5	U	0	4	5	4,000	P	S	0	1							
24	6	U	0	4	6	4,000	P	S	0	1							
24	7	U	0	4	7	4,000	P	S	0	1							
24	8	U	0	4	8	4,000	P	S	0	1							
24	9	U	0	4	9	4,000	P	S	0	1							
25	0	U	0	5	0	4,000	P	S	0	1							
25	1	U	0	5	1	4,000	P	S	0	1							
25	2	U	0	5	2	4,000	P	S	0	1							

7. Description of Hazardous Wastes (Enter codes for Items 7.A, 7.C and 7.D(1)) (continued)

Line No.	A. EPA Hazardous Waste No.					B. Estimated Annual Qty of Waste	C. Unit of Measure	D. Processes									
								(1) Process Codes					(2) Process Description (if code is not entered in 7.D1))				
Technical Area 54, Area L (continued)																	
25	3	U	0	5	3	4,000	P	S	0	1							
25	4	U	0	5	5	4,000	P	S	0	1							
25	5	U	0	5	6	4,000	P	S	0	1							
25	6	U	0	5	7	4,000	P	S	0	1							
25	7	U	0	5	8	4,000	P	S	0	1							
25	8	U	0	5	9	4,000	P	S	0	1							
25	9	U	0	6	0	4,000	P	S	0	1							
26	0	U	0	6	1	4,000	P	S	0	1							
26	1	U	0	6	2	4,000	P	S	0	1							
26	2	U	0	6	3	4,000	P	S	0	1							
26	3	U	0	6	4	4,000	P	S	0	1							
26	4	U	0	6	6	4,000	P	S	0	1							
26	5	U	0	6	7	4,000	P	S	0	1							
26	6	U	0	6	8	4,000	P	S	0	1							
26	7	U	0	6	9	4,000	P	S	0	1							
26	8	U	0	7	0	4,000	P	S	0	1							
26	9	U	0	7	1	4,000	P	S	0	1							
27	0	U	0	7	2	4,000	P	S	0	1							
27	1	U	0	7	3	4,000	P	S	0	1							
27	2	U	0	7	4	4,000	P	S	0	1							
27	3	U	0	7	5	4,000	P	S	0	1							
27	4	U	0	7	6	4,000	P	S	0	1							
27	5	U	0	7	7	4,000	P	S	0	1							
27	6	U	0	7	8	4,000	P	S	0	1							
27	7	U	0	7	9	4,000	P	S	0	1							
27	8	U	0	8	0	4,000	P	S	0	1							
27	9	U	0	8	1	4,000	P	S	0	1							
28	0	U	0	8	2	4,000	P	S	0	1							
28	1	U	0	8	3	4,000	P	S	0	1							
28	2	U	0	8	4	4,000	P	S	0	1							
28	3	U	0	8	5	4,000	P	S	0	1							
28	4	U	0	8	6	4,000	P	S	0	1							
28	5	U	0	8	7	4,000	P	S	0	1							
28	6	U	0	8	8	4,000	P	S	0	1							
28	7	U	0	8	9	4,000	P	S	0	1							
28	8	U	0	9	0	4,000	P	S	0	1							

7. Description of Hazardous Wastes (Enter codes for Items 7.A, 7.C and 7.D(1)) (continued)

Line No.	A. EPA Hazardous Waste No.					B. Estimated Annual Qty of Waste	C. Unit of Measure	D. Processes									
								(1) Process Codes					(2) Process Description (if code is not entered in 7.D1))				
Technical Area 54, Area L (continued)																	
28	9	U	0	9	1	4,000	P	S	0	1							
29	0	U	0	9	2	4,000	P	S	0	1							
29	1	U	0	9	3	4,000	P	S	0	1							
29	2	U	0	9	4	4,000	P	S	0	1							
29	3	U	0	9	5	4,000	P	S	0	1							
29	4	U	0	9	6	4,000	P	S	0	1							
29	5	U	0	9	7	4,000	P	S	0	1							
29	6	U	0	9	8	4,000	P	S	0	1							
29	7	U	0	9	9	4,000	P	S	0	1							
29	8	U	1	0	1	4,000	P	S	0	1							
29	9	U	1	0	2	4,000	P	S	0	1							
30	0	U	1	0	3	4,000	P	S	0	1							
30	1	U	1	0	5	4,000	P	S	0	1							
30	2	U	1	0	6	4,000	P	S	0	1							
30	3	U	1	0	7	4,000	P	S	0	1							
30	4	U	1	0	8	4,000	P	S	0	1							
30	5	U	1	0	9	4,000	P	S	0	1							
30	6	U	1	1	0	4,000	P	S	0	1							
30	7	U	1	1	1	4,000	P	S	0	1							
30	8	U	1	1	2	4,000	P	S	0	1							
30	9	U	1	1	3	4,000	P	S	0	1							
31	0	U	1	1	4	4,000	P	S	0	1							
31	1	U	1	1	5	4,000	P	S	0	1							
31	2	U	1	1	6	4,000	P	S	0	1							
31	3	U	1	1	7	4,000	P	S	0	1							
31	4	U	1	1	8	4,000	P	S	0	1							
31	5	U	1	1	9	4,000	P	S	0	1							
31	6	U	1	2	0	4,000	P	S	0	1							
31	7	U	1	2	1	4,000	P	S	0	1							
31	8	U	1	2	2	4,000	P	S	0	1							
31	9	U	1	2	3	4,000	P	S	0	1							
32	0	U	1	2	4	4,000	P	S	0	1							
32	1	U	1	2	5	4,000	P	S	0	1							
32	2	U	1	2	6	4,000	P	S	0	1							
32	3	U	1	2	7	4,000	P	S	0	1							
32	4	U	1	2	8	4,000	P	S	0	1							

7. Description of Hazardous Wastes (Enter codes for Items 7.A, 7.C and 7.D(1)) (continued)

Line No.	A. EPA Hazardous Waste No.					B. Estimated Annual Qty of Waste	C. Unit of Measure	D. Processes									
								(1) Process Codes					(2) Process Description (if code is not entered in 7.D1))				
Technical Area 54, Area L (continued)																	
32	5	U	1	2	9	4,000	P	S	0	1							
32	6	U	1	3	0	4,000	P	S	0	1							
32	7	U	1	3	1	4,000	P	S	0	1							
32	8	U	1	3	2	4,000	P	S	0	1							
32	9	U	1	3	3	4,000	P	S	0	1							
33	0	U	1	3	4	4,000	P	S	0	1							
33	1	U	1	3	5	4,000	P	S	0	1							
33	2	U	1	3	6	4,000	P	S	0	1							
33	3	U	1	3	7	4,000	P	S	0	1							
33	4	U	1	3	8	4,000	P	S	0	1							
33	5	U	1	4	0	4,000	P	S	0	1							
33	6	U	1	4	1	4,000	P	S	0	1							
33	7	U	1	4	2	4,000	P	S	0	1							
33	8	U	1	4	3	4,000	P	S	0	1							
33	9	U	1	4	4	4,000	P	S	0	1							
34	0	U	1	4	5	4,000	P	S	0	1							
34	1	U	1	4	6	4,000	P	S	0	1							
34	2	U	1	4	7	4,000	P	S	0	1							
34	3	U	1	4	8	4,000	P	S	0	1							
34	4	U	1	4	9	4,000	P	S	0	1							
34	5	U	1	5	0	4,000	P	S	0	1							
34	6	U	1	5	1	4,000	P	S	0	1							
34	7	U	1	5	2	4,000	P	S	0	1							
34	8	U	1	5	3	4,000	P	S	0	1							
34	9	U	1	5	4	4,000	P	S	0	1							
35	0	U	1	5	5	4,000	P	S	0	1							
35	1	U	1	5	6	4,000	P	S	0	1							
35	2	U	1	5	7	4,000	P	S	0	1							
35	3	U	1	5	8	4,000	P	S	0	1							
35	4	U	1	5	9	4,000	P	S	0	1							
35	5	U	1	6	0	4,000	P	S	0	1							
35	6	U	1	6	1	4,000	P	S	0	1							
35	7	U	1	6	2	4,000	P	S	0	1							
35	8	U	1	6	3	4,000	P	S	0	1							
35	9	U	1	6	4	4,000	P	S	0	1							
36	0	U	1	6	5	4,000	P	S	0	1							

7. Description of Hazardous Wastes (Enter codes for Items 7.A, 7.C and 7.D(1)) (continued)

Line No.	A. EPA Hazardous Waste No.					B. Estimated Annual Qty of Waste	C. Unit of Measure	D. Processes									
								(1) Process Codes					(2) Process Description (if code is not entered in 7.D1))				
Technical Area 54, Area L (continued)																	
36	1	U	1	6	6	4,000	P	S	0	1							
36	2	U	1	6	7	4,000	P	S	0	1							
36	3	U	1	6	8	4,000	P	S	0	1							
36	4	U	1	6	9	4,000	P	S	0	1							
36	5	U	1	7	0	4,000	P	S	0	1							
36	6	U	1	7	1	4,000	P	S	0	1							
36	7	U	1	7	2	4,000	P	S	0	1							
36	8	U	1	7	3	4,000	P	S	0	1							
36	9	U	1	7	4	4,000	P	S	0	1							
37	0	U	1	7	6	4,000	P	S	0	1							
37	1	U	1	7	7	4,000	P	S	0	1							
37	2	U	1	7	8	4,000	P	S	0	1							
37	3	U	1	7	9	4,000	P	S	0	1							
37	4	U	1	8	0	4,000	P	S	0	1							
37	5	U	1	8	1	4,000	P	S	0	1							
37	6	U	1	8	2	4,000	P	S	0	1							
37	7	U	1	8	3	4,000	P	S	0	1							
37	8	U	1	8	4	4,000	P	S	0	1							
37	9	U	1	8	5	4,000	P	S	0	1							
38	0	U	1	8	6	4,000	P	S	0	1							
38	1	U	1	8	7	4,000	P	S	0	1							
38	2	U	1	8	8	4,000	P	S	0	1							
38	3	U	1	8	9	4,000	P	S	0	1							
38	4	U	1	9	0	4,000	P	S	0	1							
38	5	U	1	9	1	4,000	P	S	0	1							
38	6	U	1	9	2	4,000	P	S	0	1							
38	7	U	1	9	3	4,000	P	S	0	1							
38	8	U	1	9	4	4,000	P	S	0	1							
38	9	U	1	9	6	4,000	P	S	0	1							
39	0	U	1	9	7	4,000	P	S	0	1							
39	1	U	2	0	0	4,000	P	S	0	1							
39	2	U	2	0	1	4,000	P	S	0	1							
39	3	U	2	0	2	4,000	P	S	0	1							
39	4	U	2	0	3	4,000	P	S	0	1							
39	5	U	2	0	4	4,000	P	S	0	1							
39	6	U	2	0	5	4,000	P	S	0	1							

7. Description of Hazardous Wastes (Enter codes for Items 7.A, 7.C and 7.D(1)) (continued)

Line No.	A. EPA Hazardous Waste No.					B. Estimated Annual Qty of Waste	C. Unit of Measure	D. Processes									
								(1) Process Codes					(2) Process Description (if code is not entered in 7.D1))				
Technical Area 54, Area L (continued)																	
39	7	U	2	0	6	4,000	P	S	0	1							
39	8	U	2	0	7	4,000	P	S	0	1							
39	9	U	2	0	8	4,000	P	S	0	1							
40	0	U	2	0	9	4,000	P	S	0	1							
40	1	U	2	1	0	4,000	P	S	0	1							
40	2	U	2	1	1	4,000	P	S	0	1							
40	3	U	2	1	3	4,000	P	S	0	1							
40	4	U	2	1	4	4,000	P	S	0	1							
40	5	U	2	1	5	4,000	P	S	0	1							
40	6	U	2	1	6	4,000	P	S	0	1							
40	7	U	2	1	7	4,000	P	S	0	1							
40	8	U	2	1	8	4,000	P	S	0	1							
40	9	U	2	1	9	4,000	P	S	0	1							
41	0	U	2	2	0	7,000	P	S	0	1							
41	1	U	2	2	1	4,000	P	S	0	1							
41	2	U	2	2	2	4,000	P	S	0	1							
41	3	U	2	2	3	4,000	P	S	0	1							
41	4	U	2	2	5	4,000	P	S	0	1							
41	5	U	2	2	6	7,000	P	S	0	1							
41	6	U	2	2	7	4,000	P	S	0	1							
41	7	U	2	2	8	7,000	P	S	0	1							
41	8	U	2	3	4	4,000	P	S	0	1							
41	9	U	2	3	5	4,000	P	S	0	1							
42	0	U	2	3	6	4,000	P	S	0	1							
42	1	U	2	3	7	4,000	P	S	0	1							
42	2	U	2	3	8	4,000	P	S	0	1							
42	3	U	2	3	9	7,000	P	S	0	1							
42	4	U	2	4	0	4,000	P	S	0	1							
42	5	U	2	4	3	4,000	P	S	0	1							
42	6	U	2	4	4	4,000	P	S	0	1							
42	7	U	2	4	6	4,000	P	S	0	1							
42	8	U	2	4	7	4,000	P	S	0	1							
42	9	U	2	4	8	4,000	P	S	0	1							
43	0	U	2	4	9	4,000	P	S	0	1							
43	1	U	2	7	1	4,000	P	S	0	1							
43	2	U	2	7	8	4,000	P	S	0	1							

7. Description of Hazardous Wastes (Enter codes for Items 7.A, 7.C and 7.D(1)) (continued)

Line No.	A. EPA Hazardous Waste No.					B. Estimated Annual Qty of Waste	C. Unit of Measure	D. Processes									
								(1) Process Codes					(2) Process Description (if code is not entered in 7.D1))				
Technical Area 54, Area L (continued)																	
43	3	U	2	7	9	4,000	P	S	0	1							
43	4	U	2	8	0	4,000	P	S	0	1							
43	5	U	3	2	8	4,000	P	S	0	1							
43	6	U	3	5	3	4,000	P	S	0	1							
43	7	U	3	5	9	4,000	P	S	0	1							
43	8	U	3	6	4	4,000	P	S	0	1							
43	9	U	3	6	7	4,000	P	S	0	1							
44	0	U	3	7	2	4,000	P	S	0	1							
44	1	U	3	7	3	4,000	P	S	0	1							
44	2	U	3	8	7	4,000	P	S	0	1							
44	3	U	3	8	9	4,000	P	S	0	1							
44	4	U	3	9	4	4,000	P	S	0	1							
44	5	U	3	9	5	4,000	P	S	0	1							
44	6	U	4	0	4	4,000	P	S	0	1							
44	7	U	4	0	9	4,000	P	S	0	1							
44	8	U	4	1	0	4,000	P	S	0	1							
44	9	U	4	1	1	4,000	P	S	0	1							

7. Description of Hazardous Wastes (Enter codes for Items 7.A, 7.C and 7.D(1)) (continued)

Line No.	A. EPA Hazardous Waste No.					B. Estimated Annual Qty of Waste	C. Unit of Measure	D. Processes																
								(1) Process Codes					(2) Process Description (if code is not entered in 7.D1))											
Technical Area 54, Material Disposal Area L (Impoundments B and D/ Shafts 1, 13-17, and 19-34)																								
	1	D	0	0	1	82,000	P	D	8	0														
	2	D	0	0	2	17,200	P	D	8	0														
	3	D	0	0	3	750	P	D	8	0														
	4	D	0	0	4	1,700	P	D	8	0														
	5	D	0	0	6	650	P	D	8	0														
	6	D	0	0	7	1,000	P	D	8	0														
	7	D	0	0	8	1,250	P	D	8	0														
	8	D	0	0	9	2,200	P	D	8	0														
	9	D	0	1	1	100	P	D	8	0														
1	0	D	0	1	6	600	P	D	8	0														
1	1	F	0	0	2	1,400	P	D	8	0														
1	2	P	0	1	5	4,000	P	D	8	0														
1	3	P	0	8	7	15	P	D	8	0														
1	4	U	0	0	2	5,000	P	D	8	0														
1	5	U	0	1	9	200	P	D	8	0														
1	6	U	0	6	9	500	P	D	8	0														
1	7	U	0	8	0	2,000	P	D	8	0														
1	8	U	1	2	2	550	P	D	8	0														
1	9	U	1	5	1	35	P	D	8	0														
2	0	U	1	5	4	550	P	D	8	0														
2	1	U	1	5	9	300	P	D	8	0														
2	2	U	1	6	1	500	P	D	8	0														
2	3	U	1	6	5	140	P	D	8	0														
2	4	U	2	2	0	620	P	D	8	0														
2	5	U	2	2	6	10,000	P	D	8	0														
2	6	U	2	2	8	4,400	P	D	8	0														
2	7	U	2	3	9	345	P	D	8	0														

7. Description of Hazardous Wastes (Enter codes for Items 7.A, 7.C and 7.D(1)) (continued)

Line No.	A. EPA Hazardous Waste No.					B. Estimated Annual Qty of Waste	C. Unit of Measure	D. Processes															
	(1) Process Codes								(2) Process Description (if code is not entered in 7.D1))														
Technical Area 54, Area G																							
	1	D	0	0	1	330,000	P	S	0	1	T	0	4										
	2	D	0	0	2	395,000	P	S	0	1	T	0	4										
	3	D	0	0	3	185,000	P	S	0	1	T	0	4										
	4	D	0	0	4	2,525,000	P	S	0	1	T	0	4										
	5	D	0	0	5	82,000	P	S	0	1	T	0	4										
	6	D	0	0	6	515,000	P	S	0	1	T	0	4										
	7	D	0	0	7	3,775,000	P	S	0	1	T	0	4										
	8	D	0	0	8	5,400,000	P	S	0	1	T	0	4										
	9	D	0	0	9	100,000	P	S	0	1	T	0	4										
1	0	D	0	1	0	45,000	P	S	0	1	T	0	4										
1	1	D	0	1	1	2,540,000	P	S	0	1	T	0	4										
1	2	D	0	1	2	18,000	P	S	0	1													
1	3	D	0	1	3	4,000	P	S	0	1													
1	4	D	0	1	4	4,000	P	S	0	1													
1	5	D	0	1	5	7,000	P	S	0	1													
1	6	D	0	1	6	4,000	P	S	0	1													
1	7	D	0	1	7	4,000	P	S	0	1													
1	8	D	0	1	8	30,000	P	S	0	1	T	0	4										
1	9	D	0	1	9	25,000	P	S	0	1	T	0	4										
2	0	D	0	2	0	30,000	P	S	0	1	T	0	4										
2	1	D	0	2	1	15,000	P	S	0	1	T	0	4										
2	2	D	0	2	2	33,000	P	S	0	1	T	0	4										
2	3	D	0	2	3	4,000	P	S	0	1	T	0	4										
2	4	D	0	2	4	4,000	P	S	0	1	T	0	4										
2	5	D	0	2	5	4,000	P	S	0	1	T	0	4										
2	6	D	0	2	6	4,000	P	S	0	1	T	0	4										
2	7	D	0	2	7	22,000	P	S	0	1	T	0	4										
2	8	D	0	2	8	40,000	P	S	0	1	T	0	4										
2	9	D	0	2	9	7,000	P	S	0	1	T	0	4										
3	0	D	0	3	0	30,000	P	S	0	1	T	0	4										
3	1	D	0	3	1	22,000	P	S	0	1	T	0	4										
3	2	D	0	3	2	29,000	P	S	0	1	T	0	4										
3	3	D	0	3	3	29,000	P	S	0	1	T	0	4										
3	4	D	0	3	4	29,000	P	S	0	1	T	0	4										
3	5	D	0	3	5	30,000	P	S	0	1	T	0	4										
3	6	D	0	3	6	19,000	P	S	0	1	T	0	4										

7. Description of Hazardous Wastes (Enter codes for Items 7.A, 7.C and 7.D(1)) (continued)

Line No.	A. EPA Hazardous Waste No.					B. Estimated Annual Qty of Waste	C. Unit of Measure	D. Processes								
	(1) Process Codes							(2) Process Description (if code is not entered in 7.D1))								
Technical Area 54, Area G (continued)																
3	7	D	0	3	7	7,000	P	S	0	1	T	0	4			
3	8	D	0	3	8	14,000	P	S	0	1	T	0	4			
3	9	D	0	3	9	20,000	P	S	0	1	T	0	4			
4	0	D	0	4	0	25,000	P	S	0	1	T	0	4			
4	1	D	0	4	1	17,000	P	S	0	1	T	0	4			
4	2	D	0	4	2	22,000	P	S	0	1	T	0	4			
4	3	D	0	4	3	25,000	P	S	0	1	T	0	4			
4	4	F	0	0	1	6,410,000	P	S	0	1	T	0	4			
4	5	F	0	0	2	3,450,000	P	S	0	1	T	0	4			
4	6	F	0	0	3	2,850,000	P	S	0	1						
4	7	F	0	0	4	35,000	P	S	0	1	T	0	4			
4	8	F	0	0	5	3,250,000	P	S	0	1						
4	9	F	0	0	6	7,000	P	S	0	1						
5	0	F	0	0	7	18,000	P	S	0	1						
5	1	F	0	0	8	7,000	P	S	0	1						
5	2	F	0	0	9	8,000	P	S	0	1						
5	3	F	0	1	0	4,000	P	S	0	1						
5	4	F	0	1	1	4,000	P	S	0	1						
5	5	F	0	1	2	4,000	P	S	0	1						
5	6	F	0	1	9	4,000	P	S	0	1						
5	7	F	0	2	0	4,000	P	S	0	1						
5	8	F	0	2	1	4,000	P	S	0	1						
5	9	F	0	2	2	4,000	P	S	0	1						
6	0	F	0	2	3	4,000	P	S	0	1						
6	1	F	0	2	4	4,000	P	S	0	1						
6	2	F	0	2	5	4,000	P	S	0	1						
6	3	F	0	2	6	4,000	P	S	0	1						
6	4	F	0	2	7	4,000	P	S	0	1						
6	5	F	0	2	8	4,000	P	S	0	1						
6	6	F	0	3	2	4,000	P	S	0	1						
6	7	F	0	3	4	4,000	P	S	0	1						
6	8	F	0	3	5	4,000	P	S	0	1						
6	9	F	0	3	7	4,000	P	S	0	1						
7	0	F	0	3	8	4,000	P	S	0	1						
7	1	F	0	3	9	4,000	P	S	0	1						
7	2	K	0	4	4	22,000	P	S	0	1						

7. Description of Hazardous Wastes (Enter codes for Items 7.A, 7.C and 7.D(1)) (continued)

Line No.	A. EPA Hazardous Waste No.					B. Estimated Annual Qty of Waste	C. Unit of Measure	D. Processes									
								(1) Process Codes					(2) Process Description (if code is not entered in 7.D1))				
Technical Area 54, Area G (continued)																	
7	3	K	0	4	5	4,000	P	S	0	1							
7	4	K	0	4	6	4,000	P	S	0	1							
7	5	K	0	4	7	4,000	P	S	0	1							
7	6	K	0	8	4	500	P	S	0	1							
7	7	K	1	0	1	500	P	S	0	1							
7	8	K	1	0	2	500	P	S	0	1							
7	9	P	0	0	1	4,000	P	S	0	1							
8	0	P	0	0	2	4,000	P	S	0	1							
8	1	P	0	0	3	4,100	P	S	0	1							
8	2	P	0	0	4	4,000	P	S	0	1							
8	3	P	0	0	5	4,000	P	S	0	1							
8	4	P	0	0	6	4,000	P	S	0	1							
8	5	P	0	0	7	4,000	P	S	0	1							
8	6	P	0	0	8	4,000	P	S	0	1							
8	7	P	0	0	9	4,000	P	S	0	1							
8	8	P	0	1	0	4,000	P	S	0	1							
8	9	P	0	1	1	4,000	P	S	0	1							
9	0	P	0	1	2	4,100	P	S	0	1							
9	1	P	0	1	3	4,000	P	S	0	1							
9	2	P	0	1	4	4,000	P	S	0	1							
9	3	P	0	1	5	4,100	P	S	0	1							
9	4	P	0	1	6	4,000	P	S	0	1							
9	5	P	0	1	7	4,000	P	S	0	1							
9	6	P	0	1	8	4,000	P	S	0	1							
9	7	P	0	2	0	4,000	P	S	0	1							
9	8	P	0	2	1	4,000	P	S	0	1							
9	9	P	0	2	2	4,000	P	S	0	1							
10	0	P	0	2	3	4,000	P	S	0	1							
10	1	P	0	2	4	4,000	P	S	0	1							
10	2	P	0	2	6	4,000	P	S	0	1							
10	3	P	0	2	7	4,000	P	S	0	1							
10	4	P	0	2	8	4,000	P	S	0	1							
10	5	P	0	2	9	4,100	P	S	0	1							
10	6	P	0	3	0	4,100	P	S	0	1							
10	7	P	0	3	1	4,100	P	S	0	1							
10	8	P	0	3	3	4,000	P	S	0	1							

7. Description of Hazardous Wastes (Enter codes for Items 7.A, 7.C and 7.D(1)) (continued)

Line No.	A. EPA Hazardous Waste No.					B. Estimated Annual Qty of Waste	C. Unit of Measure	D. Processes									
								(1) Process Codes					(2) Process Description (if code is not entered in 7.D1))				
Technical Area 54, Area G (continued)																	
10	9	P	0	3	4	4,000	P	S	0	1							
11	0	P	0	3	6	4,000	P	S	0	1							
11	1	P	0	3	7	4,000	P	S	0	1							
11	2	P	0	3	8	4,100	P	S	0	1							
11	3	P	0	3	9	4,000	P	S	0	1							
11	4	P	0	4	0	4,000	P	S	0	1							
11	5	P	0	4	1	4,000	P	S	0	1							
11	6	P	0	4	2	4,000	P	S	0	1							
11	7	P	0	4	3	4,000	P	S	0	1							
11	8	P	0	4	4	4,000	P	S	0	1							
11	9	P	0	4	5	4,000	P	S	0	1							
12	0	P	0	4	6	4,000	P	S	0	1							
12	1	P	0	4	7	4,000	P	S	0	1							
12	2	P	0	4	8	4,000	P	S	0	1							
12	3	P	0	4	9	4,000	P	S	0	1							
12	4	P	0	5	0	4,000	P	S	0	1							
12	5	P	0	5	1	4,000	P	S	0	1							
12	6	P	0	5	4	4,000	P	S	0	1							
12	7	P	0	5	6	4,100	P	S	0	1							
12	8	P	0	5	7	4,000	P	S	0	1							
12	9	P	0	5	8	4,000	P	S	0	1							
13	0	P	0	5	9	4,000	P	S	0	1							
13	1	P	0	6	0	4,000	P	S	0	1							
13	2	P	0	6	2	4,000	P	S	0	1							
13	3	P	0	6	3	4,100	P	S	0	1							
13	4	P	0	6	4	4,000	P	S	0	1							
13	5	P	0	6	5	4,000	P	S	0	1							
13	6	P	0	6	6	4,000	P	S	0	1							
13	7	P	0	6	7	4,000	P	S	0	1							
13	8	P	0	6	8	4,100	P	S	0	1							
13	9	P	0	6	9	4,000	P	S	0	1							
14	0	P	0	7	0	4,000	P	S	0	1							
14	1	P	0	7	1	4,000	P	S	0	1							
14	2	P	0	7	2	4,000	P	S	0	1							
14	3	P	0	7	3	4,100	P	S	0	1							
14	4	P	0	7	4	4,000	P	S	0	1							

7. Description of Hazardous Wastes (Enter codes for Items 7.A, 7.C and 7.D(1)) (continued)

Line No.	A. EPA Hazardous Waste No.					B. Estimated Annual Qty of Waste	C. Unit of Measure	D. Processes									
								(1) Process Codes					(2) Process Description (if code is not entered in 7.D1))				
Technical Area 54, Area G (continued)																	
14	5	P	0	7	5	4,000	P	S	0	1							
14	6	P	0	7	6	4,000	P	S	0	1							
14	7	P	0	7	7	4,000	P	S	0	1							
14	8	P	0	7	8	4,000	P	S	0	1							
14	9	P	0	8	1	4,000	P	S	0	1							
15	0	P	0	8	2	4,000	P	S	0	1							
15	1	P	0	8	4	4,000	P	S	0	1							
15	2	P	0	8	5	4,000	P	S	0	1							
15	3	P	0	8	7	4,000	P	S	0	1							
15	4	P	0	8	8	4,000	P	S	0	1							
15	5	P	0	8	9	4,000	P	S	0	1							
15	6	P	0	9	2	4,000	P	S	0	1							
15	7	P	0	9	3	4,000	P	S	0	1							
15	8	P	0	9	4	4,000	P	S	0	1							
15	9	P	0	9	5	4,100	P	S	0	1							
16	0	P	0	9	6	4,100	P	S	0	1							
16	1	P	0	9	7	4,000	P	S	0	1							
16	2	P	0	9	8	4,100	P	S	0	1							
16	3	P	0	9	9	4,000	P	S	0	1							
16	4	P	1	0	1	4,000	P	S	0	1							
16	5	P	1	0	2	4,000	P	S	0	1							
16	6	P	1	0	3	4,000	P	S	0	1							
16	7	P	1	0	4	4,000	P	S	0	1							
16	8	P	1	0	5	4,000	P	S	0	1							
16	9	P	1	0	6	4,100	P	S	0	1							
17	0	P	1	0	8	4,000	P	S	0	1							
17	1	P	1	0	9	4,000	P	S	0	1							
17	2	P	1	1	0	4,000	P	S	0	1							
17	3	P	1	1	1	4,000	P	S	0	1							
17	4	P	1	1	2	4,000	P	S	0	1							
17	5	P	1	1	3	4,000	P	S	0	1							
17	6	P	1	1	4	4,000	P	S	0	1							
17	7	P	1	1	5	4,000	P	S	0	1							
17	8	P	1	1	6	4,000	P	S	0	1							
17	9	P	1	1	8	4,000	P	S	0	1							
18	0	P	1	1	9	4,000	P	S	0	1							

7. Description of Hazardous Wastes (Enter codes for Items 7.A, 7.C and 7.D(1)) (continued)

Line No.	A. EPA Hazardous Waste No.					B. Estimated Annual Qty of Waste	C. Unit of Measure	D. Processes									
								(1) Process Codes					(2) Process Description (if code is not entered in 7.D1))				
Technical Area 54, Area G (continued)																	
18	1	P	1	2	0	4,100	P	S	0	1							
18	2	P	1	2	1	4,000	P	S	0	1							
18	3	P	1	2	2	4,000	P	S	0	1							
18	4	P	1	2	3	4,000	P	S	0	1							
18	5	P	1	2	7	4,000	P	S	0	1							
18	6	P	1	2	8	4,000	P	S	0	1							
18	7	P	1	8	5	4,000	P	S	0	1							
18	8	P	1	8	8	4,000	P	S	0	1							
18	9	P	1	8	9	4,000	P	S	0	1							
19	0	P	1	9	0	4,000	P	S	0	1							
19	1	P	1	9	1	4,000	P	S	0	1							
19	2	P	1	9	2	4,000	P	S	0	1							
19	3	P	1	9	4	4,000	P	S	0	1							
19	4	P	1	9	6	4,000	P	S	0	1							
19	5	P	1	9	7	4,000	P	S	0	1							
19	6	P	1	9	8	4,000	P	S	0	1							
19	7	P	1	9	9	4,000	P	S	0	1							
19	8	P	2	0	1	4,000	P	S	0	1							
19	9	P	2	0	2	4,000	P	S	0	1							
20	0	P	2	0	3	4,000	P	S	0	1							
20	1	P	2	0	4	4,000	P	S	0	1							
20	2	P	2	0	5	4,000	P	S	0	1							
20	3	U	0	0	1	4,100	P	S	0	1							
20	4	U	0	0	2	7,100	P	S	0	1							
20	5	U	0	0	3	4,100	P	S	0	1							
20	6	U	0	0	4	4,000	P	S	0	1							
20	7	U	0	0	5	4,000	P	S	0	1							
20	8	U	0	0	6	4,000	P	S	0	1							
20	9	U	0	0	7	4,000	P	S	0	1							
21	0	U	0	0	8	4,000	P	S	0	1							
21	1	U	0	0	9	4,000	P	S	0	1							
21	2	U	0	1	0	4,000	P	S	0	1							
21	3	U	0	1	1	4,000	P	S	0	1							
21	4	U	0	1	2	4,100	P	S	0	1							
21	5	U	0	1	4	4,000	P	S	0	1							
21	6	U	0	1	5	4,000	P	S	0	1							

7. Description of Hazardous Wastes (Enter codes for Items 7.A, 7.C and 7.D(1)) (continued)

Line No.	A. EPA Hazardous Waste No.					B. Estimated Annual Qty of Waste	C. Unit of Measure	D. Processes															
								(1) Process Codes				(2) Process Description (if code is not entered in 7.D1))											
Technical Area 54, Area G (continued)																							
21	7	U	0	1	6	4,000	P	S	0	1													
21	8	U	0	1	7	4,000	P	S	0	1													
21	9	U	0	1	8	4,000	P	S	0	1													
22	0	U	0	1	9	4,100	P	S	0	1													
22	1	U	0	2	0	4,000	P	S	0	1													
22	2	U	0	2	1	4,000	P	S	0	1													
22	3	U	0	2	2	4,100	P	S	0	1													
22	4	U	0	2	3	4,000	P	S	0	1													
22	5	U	0	2	4	4,000	P	S	0	1													
22	6	U	0	2	5	4,000	P	S	0	1													
22	7	U	0	2	6	4,000	P	S	0	1													
22	8	U	0	2	7	4,000	P	S	0	1													
22	9	U	0	2	8	4,000	P	S	0	1													
23	0	U	0	2	9	4,100	P	S	0	1													
23	1	U	0	3	0	4,000	P	S	0	1													
23	2	U	0	3	1	4,100	P	S	0	1													
23	3	U	0	3	2	4,000	P	S	0	1													
23	4	U	0	3	3	4,000	P	S	0	1													
23	5	U	0	3	4	4,000	P	S	0	1													
23	6	U	0	3	5	4,000	P	S	0	1													
23	7	U	0	3	6	4,000	P	S	0	1													
23	8	U	0	3	7	4,100	P	S	0	1													
23	9	U	0	3	8	4,000	P	S	0	1													
24	0	U	0	3	9	4,000	P	S	0	1													
24	1	U	0	4	1	4,000	P	S	0	1													
24	2	U	0	4	2	4,000	P	S	0	1													
24	3	U	0	4	3	4,000	P	S	0	1													
24	4	U	0	4	4	4,100	P	S	0	1													
24	5	U	0	4	5	4,100	P	S	0	1													
24	6	U	0	4	6	4,000	P	S	0	1													
24	7	U	0	4	7	4,000	P	S	0	1													
24	8	U	0	4	8	4,000	P	S	0	1													
24	9	U	0	4	9	4,000	P	S	0	1													
25	0	U	0	5	0	4,000	P	S	0	1													
25	1	U	0	5	1	4,000	P	S	0	1													
25	2	U	0	5	2	4,100	P	S	0	1													

7. Description of Hazardous Wastes (Enter codes for Items 7.A, 7.C and 7.D(1)) (continued)

Line No.	A. EPA Hazardous Waste No.					B. Estimated Annual Qty of Waste	C. Unit of Measure	D. Processes									
								(1) Process Codes					(2) Process Description (if code is not entered in 7.D1))				
Technical Area 54, Area G (continued)																	
25	3	U	0	5	3	4,000	P	S	0	1							
25	4	U	0	5	5	4,000	P	S	0	1							
25	5	U	0	5	6	4,100	P	S	0	1							
25	6	U	0	5	7	4,100	P	S	0	1							
25	7	U	0	5	8	4,000	P	S	0	1							
25	8	U	0	5	9	4,000	P	S	0	1							
25	9	U	0	6	0	4,000	P	S	0	1							
26	0	U	0	6	1	4,000	P	S	0	1							
26	1	U	0	6	2	4,000	P	S	0	1							
26	2	U	0	6	3	4,000	P	S	0	1							
26	3	U	0	6	4	4,000	P	S	0	1							
26	4	U	0	6	6	4,000	P	S	0	1							
26	5	U	0	6	7	4,000	P	S	0	1							
26	6	U	0	6	8	4,000	P	S	0	1							
26	7	U	0	6	9	4,000	P	S	0	1							
26	8	U	0	7	0	4,000	P	S	0	1							
26	9	U	0	7	1	4,000	P	S	0	1							
27	0	U	0	7	2	4,000	P	S	0	1							
27	1	U	0	7	3	4,000	P	S	0	1							
27	2	U	0	7	4	4,000	P	S	0	1							
27	3	U	0	7	5	4,100	P	S	0	1							
27	4	U	0	7	6	4,000	P	S	0	1							
27	5	U	0	7	7	4,100	P	S	0	1							
27	6	U	0	7	8	4,000	P	S	0	1							
27	7	U	0	7	9	4,000	P	S	0	1							
27	8	U	0	8	0	12,000	P	S	0	1							
27	9	U	0	8	1	4,000	P	S	0	1							
28	0	U	0	8	2	4,000	P	S	0	1							
28	1	U	0	8	3	4,000	P	S	0	1							
28	2	U	0	8	4	4,000	P	S	0	1							
28	3	U	0	8	5	4,000	P	S	0	1							
28	4	U	0	8	6	4,000	P	S	0	1							
28	5	U	0	8	7	4,000	P	S	0	1							
28	6	U	0	8	8	4,000	P	S	0	1							
28	7	U	0	8	9	4,000	P	S	0	1							
28	8	U	0	9	0	4,000	P	S	0	1							

7. Description of Hazardous Wastes (Enter codes for Items 7.A, 7.C and 7.D(1)) (continued)

Line No.	A. EPA Hazardous Waste No.					B. Estimated Annual Qty of Waste	C. Unit of Measure	D. Processes												
								(1) Process Codes	(2) Process Description (if code is not entered in 7.D1))											
Technical Area 54, Area G (continued)																				
28	9	U	0	9	1	4,000	P	S	0	1										
29	0	U	0	9	2	4,000	P	S	0	1										
29	1	U	0	9	3	4,000	P	S	0	1										
29	2	U	0	9	4	4,000	P	S	0	1										
29	3	U	0	9	5	4,000	P	S	0	1										
29	4	U	0	9	6	4,000	P	S	0	1										
29	5	U	0	9	7	4,000	P	S	0	1										
29	6	U	0	9	8	4,000	P	S	0	1										
29	7	U	0	9	9	4,000	P	S	0	1										
29	8	U	1	0	1	4,000	P	S	0	1										
29	9	U	1	0	2	4,000	P	S	0	1										
30	0	U	1	0	3	4,000	P	S	0	1										
30	1	U	1	0	5	4,000	P	S	0	1										
30	2	U	1	0	6	4,000	P	S	0	1										
30	3	U	1	0	7	4,000	P	S	0	1										
30	4	U	1	0	8	4,100	P	S	0	1										
30	5	U	1	0	9	4,000	P	S	0	1										
30	6	U	1	1	0	4,000	P	S	0	1										
30	7	U	1	1	1	4,000	P	S	0	1										
30	8	U	1	1	2	4,100	P	S	0	1										
30	9	U	1	1	3	4,000	P	S	0	1										
31	0	U	1	1	4	4,000	P	S	0	1										
31	1	U	1	1	5	4,100	P	S	0	1										
31	2	U	1	1	6	4,000	P	S	0	1										
31	3	U	1	1	7	4,100	P	S	0	1										
31	4	U	1	1	8	4,000	P	S	0	1										
31	5	U	1	1	9	4,000	P	S	0	1										
31	6	U	1	2	0	4,000	P	S	0	1										
31	7	U	1	2	1	4,100	P	S	0	1										
31	8	U	1	2	2	7,100	P	S	0	1										
31	9	U	1	2	3	4,100	P	S	0	1										
32	0	U	1	2	4	4,000	P	S	0	1										
32	1	U	1	2	5	4,000	P	S	0	1										
32	2	U	1	2	6	4,000	P	S	0	1										
32	3	U	1	2	7	4,000	P	S	0	1										
32	4	U	1	2	8	4,000	P	S	0	1										

7. Description of Hazardous Wastes (Enter codes for Items 7.A, 7.C and 7.D(1)) (continued)

Line No.	A. EPA Hazardous Waste No.					B. Estimated Annual Qty of Waste	C. Unit of Measure	D. Processes									
								(1) Process Codes					(2) Process Description (if code is not entered in 7.D1))				
Technical Area 54, Area G (continued)																	
32	5	U	1	2	9	4,000	P	S	0	1							
32	6	U	1	3	0	4,000	P	S	0	1							
32	7	U	1	3	1	4,100	P	S	0	1							
32	8	U	1	3	2	4,000	P	S	0	1							
32	9	U	1	3	3	4,100	P	S	0	1							
33	0	U	1	3	4	12,100	P	S	0	1							
33	1	U	1	3	5	4,100	P	S	0	1							
33	2	U	1	3	6	4,000	P	S	0	1							
33	3	U	1	3	7	4,000	P	S	0	1							
33	4	U	1	3	8	4,000	P	S	0	1							
33	5	U	1	4	0	4,100	P	S	0	1							
33	6	U	1	4	1	4,000	P	S	0	1							
33	7	U	1	4	2	4,000	P	S	0	1							
33	8	U	1	4	3	4,000	P	S	0	1							
33	9	U	1	4	4	4,100	P	S	0	1							
34	0	U	1	4	5	4,000	P	S	0	1							
34	1	U	1	4	6	4,000	P	S	0	1							
34	2	U	1	4	7	4,000	P	S	0	1							
34	3	U	1	4	8	4,000	P	S	0	1							
34	4	U	1	4	9	4,000	P	S	0	1							
34	5	U	1	5	0	4,000	P	S	0	1							
34	6	U	1	5	1	7,100	P	S	0	1							
34	7	U	1	5	2	4,000	P	S	0	1							
34	8	U	1	5	3	4,000	P	S	0	1							
34	9	U	1	5	4	4,100	P	S	0	1							
35	0	U	1	5	5	4,000	P	S	0	1							
35	1	U	1	5	6	4,000	P	S	0	1							
35	2	U	1	5	7	4,000	P	S	0	1							
35	3	U	1	5	8	4,000	P	S	0	1							
35	4	U	1	5	9	4,100	P	S	0	1							
35	5	U	1	6	0	4,100	P	S	0	1							
35	6	U	1	6	1	4,100	P	S	0	1							
35	7	U	1	6	2	4,000	P	S	0	1							
35	8	U	1	6	3	4,000	P	S	0	1							
35	9	U	1	6	4	4,000	P	S	0	1							
36	0	U	1	6	5	4,100	P	S	0	1							

7. Description of Hazardous Wastes (Enter codes for Items 7.A, 7.C and 7.D(1)) (continued)

Line No.	A. EPA Hazardous Waste No.					B. Estimated Annual Qty of Waste	C. Unit of Measure	D. Processes									
								(1) Process Codes					(2) Process Description (if code is not entered in 7.D1))				
Technical Area 54, Area G (continued)																	
36	1	U	1	6	6	4,000	P	S	0	1							
36	2	U	1	6	7	4,000	P	S	0	1							
36	3	U	1	6	8	4,000	P	S	0	1							
36	4	U	1	6	9	4,100	P	S	0	1							
36	5	U	1	7	0	4,000	P	S	0	1							
36	6	U	1	7	1	4,000	P	S	0	1							
36	7	U	1	7	2	4,000	P	S	0	1							
36	8	U	1	7	3	4,000	P	S	0	1							
36	9	U	1	7	4	4,000	P	S	0	1							
37	0	U	1	7	6	4,000	P	S	0	1							
37	1	U	1	7	7	4,000	P	S	0	1							
37	2	U	1	7	8	4,000	P	S	0	1							
37	3	U	1	7	9	4,000	P	S	0	1							
37	4	U	1	8	0	4,000	P	S	0	1							
37	5	U	1	8	1	4,000	P	S	0	1							
37	6	U	1	8	2	4,000	P	S	0	1							
37	7	U	1	8	3	4,000	P	S	0	1							
37	8	U	1	8	4	4,000	P	S	0	1							
37	9	U	1	8	5	4,000	P	S	0	1							
38	0	U	1	8	6	4,000	P	S	0	1							
38	1	U	1	8	7	4,000	P	S	0	1							
38	2	U	1	8	8	4,100	P	S	0	1							
38	3	U	1	8	9	4,000	P	S	0	1							
38	4	U	1	9	0	4,100	P	S	0	1							
38	5	U	1	9	1	4,000	P	S	0	1							
38	6	U	1	9	2	4,000	P	S	0	1							
38	7	U	1	9	3	4,000	P	S	0	1							
38	8	U	1	9	4	4,000	P	S	0	1							
38	9	U	1	9	6	4,100	P	S	0	1							
39	0	U	1	9	7	4,000	P	S	0	1							
39	1	U	2	0	0	4,000	P	S	0	1							
39	2	U	2	0	1	4,000	P	S	0	1							
39	3	U	2	0	2	4,000	P	S	0	1							
39	4	U	2	0	3	4,000	P	S	0	1							
39	5	U	2	0	4	4,100	P	S	0	1							
39	6	U	2	0	5	4,000	P	S	0	1							

7. Description of Hazardous Wastes (Enter codes for Items 7.A, 7.C and 7.D(1)) (continued)

Line No.	A. EPA Hazardous Waste No.					B. Estimated Annual Qty of Waste	C. Unit of Measure	D. Processes									
								(1) Process Codes					(2) Process Description (if code is not entered in 7.D1))				
Technical Area 54, Area G (continued)																	
39	7	U	2	0	6	4,000	P	S	0	1							
39	8	U	2	0	7	4,000	P	S	0	1							
39	9	U	2	0	8	4,000	P	S	0	1							
40	0	U	2	0	9	4,000	P	S	0	1							
40	1	U	2	1	0	4,100	P	S	0	1							
40	2	U	2	1	1	4,100	P	S	0	1							
40	3	U	2	1	3	4,100	P	S	0	1							
40	4	U	2	1	4	4,000	P	S	0	1							
40	5	U	2	1	5	4,000	P	S	0	1							
40	6	U	2	1	6	4,100	P	S	0	1							
40	7	U	2	1	7	4,000	P	S	0	1							
40	8	U	2	1	8	4,100	P	S	0	1							
40	9	U	2	1	9	4,100	P	S	0	1							
41	0	U	2	2	0	7,100	P	S	0	1							
41	1	U	2	2	1	4,000	P	S	0	1							
41	2	U	2	2	2	4,000	P	S	0	1							
41	3	U	2	2	3	4,000	P	S	0	1							
41	4	U	2	2	5	4,100	P	S	0	1							
41	5	U	2	2	6	7,100	P	S	0	1							
41	6	U	2	2	7	4,100	P	S	0	1							
41	7	U	2	2	8	7,100	P	S	0	1							
41	8	U	2	3	4	4,000	P	S	0	1							
41	9	U	2	3	5	4,000	P	S	0	1							
42	0	U	2	3	6	4,000	P	S	0	1							
42	1	U	2	3	7	4,000	P	S	0	1							
42	2	U	2	3	8	4,000	P	S	0	1							
42	3	U	2	3	9	7,100	P	S	0	1							
42	4	U	2	4	0	4,000	P	S	0	1							
42	5	U	2	4	3	4,000	P	S	0	1							
42	6	U	2	4	4	4,000	P	S	0	1							
42	7	U	2	4	6	4,100	P	S	0	1							
42	8	U	2	4	7	4,000	P	S	0	1							
42	9	U	2	4	8	4,000	P	S	0	1							
43	0	U	2	4	9	4,000	P	S	0	1							
43	1	U	2	7	1	4,000	P	S	0	1							
43	2	U	2	7	8	4,000	P	S	0	1							

7. Description of Hazardous Wastes (Enter codes for Items 7.A, 7.C and 7.D(1)) (continued)

Line No.	A. EPA Hazardous Waste No.					B. Estimated Annual Qty of Waste	C. Unit of Measure	D. Processes									
								(1) Process Codes					(2) Process Description (if code is not entered in 7.D1))				
Technical Area 54, Area G (continued)																	
43	3	U	2	7	9	4,000	P	S	0	1							
43	4	U	2	8	0	4,000	P	S	0	1							
43	5	U	3	2	8	4,000	P	S	0	1							
43	6	U	3	5	3	4,000	P	S	0	1							
43	7	U	3	5	9	4,000	P	S	0	1							
43	8	U	3	6	4	4,000	P	S	0	1							
43	9	U	3	6	7	4,000	P	S	0	1							
44	0	U	3	7	2	4,000	P	S	0	1							
44	1	U	3	7	3	4,000	P	S	0	1							
44	2	U	3	8	7	4,000	P	S	0	1							
44	3	U	3	8	9	4,000	P	S	0	1							
44	4	U	3	9	4	4,000	P	S	0	1							
44	5	U	3	9	5	4,000	P	S	0	1							
44	6	U	4	0	4	4,000	P	S	0	1							
44	7	U	4	0	9	4,000	P	S	0	1							
44	8	U	4	1	0	4,000	P	S	0	1							
44	9	U	4	1	1	4,000	P	S	0	1							

7. Description of Hazardous Wastes (Enter codes for Items 7.A, 7.C and 7.D(1)) (continued)

Line No.	A. EPA Hazardous Waste No.					B. Estimated Annual Qty of Waste	C. Unit of Measure	D. Processes									
								(1) Process Codes					(2) Process Description (if code is not entered in 7.D1))				
Technical Area 54, Material Disposal Area G (Shaft 124 and Pit 29)																	
1	D	0	0	4	850	P	D	8	0								
2	D	0	0	5	2,100	P	D	8	0								
3	D	0	0	6	4,250	P	D	8	0								
4	D	0	0	7	4,450	P	D	8	0								
5	D	0	0	8	507,100	P	D	8	0								
6	D	0	0	9	850	P	D	8	0								
7	D	0	1	0	15	P	D	8	0								
8	D	0	1	1	530	P	D	8	0								

7. Description of Hazardous Wastes (Enter codes for Items 7.A, 7.C and 7.D(1)) (continued)

Line No.	A. EPA Hazardous Waste No.					B. Estimated Annual Qty of Waste	C. Unit of Measure	D. Processes									
								(1) Process Codes					(2) Process Description (if code is not entered in 7.D1))				
Technical Area 54, West																	
	1	D	0	0	1	74,252	P	S	0	1							
	2	D	0	0	2	38,448	P	S	0	1							
	3	D	0	0	3	3,528	P	S	0	1							
	4	D	0	0	4	24,692	P	S	0	1	T	0	4				
	5	D	0	0	5	22,576	P	S	0	1	T	0	4				
	6	D	0	0	6	3,627,220	P	S	0	1	T	0	4				
	7	D	0	0	7	3,784,544	P	S	0	1	T	0	4				
	8	D	0	0	8	8,589,208	P	S	0	1	T	0	4				
	9	D	0	0	9	261,732	P	S	0	1	T	0	4				
1	0	D	0	1	0	27,160	P	S	0	1	T	0	4				
1	1	D	0	1	1	30,336	P	S	0	1	T	0	4				
1	2	D	0	1	2	36,000	P	S	0	1							
1	3	D	0	1	3	8,000	P	S	0	1							
1	4	D	0	1	4	8,000	P	S	0	1							
1	5	D	0	1	5	14,000	P	S	0	1							
1	6	D	0	1	6	8,000	P	S	0	1							
1	7	D	0	1	7	8,000	P	S	0	1							
1	8	D	0	1	8	1,412	P	S	0	1	T	0	4				
1	9	D	0	1	9	28,220	P	S	0	1	T	0	4				
2	0	D	0	2	0	60,000	P	S	0	1	T	0	4				
2	1	D	0	2	1	4,880	P	S	0	1	T	0	4				
2	2	D	0	2	2	6,704	P	S	0	1	T	0	4				
2	3	D	0	2	3	8,000	P	S	0	1	T	0	4				
2	4	D	0	2	4	8,000	P	S	0	1	T	0	4				
2	5	D	0	2	5	8,000	P	S	0	1	T	0	4				
2	6	D	0	2	6	8,000	P	S	0	1	T	0	4				
2	7	D	0	2	7	4,056	P	S	0	1	T	0	4				
2	8	D	0	2	8	1,158,400	P	S	0	1	T	0	4				
2	9	D	0	2	9	1,152,576	P	S	0	1	T	0	4				
3	0	D	0	3	0	26,100	P	S	0	1	T	0	4				
3	1	D	0	3	1	352	P	S	0	1	T	0	4				
3	2	D	0	3	2	16,580	P	S	0	1	T	0	4				
3	3	D	0	3	3	11,112	P	S	0	1	T	0	4				
3	4	D	0	3	4	5,820	P	S	0	1	T	0	4				
3	5	D	0	3	5	528	P	S	0	1	T	0	4				
3	6	D	0	3	6	1,764	P	S	0	1	T	0	4				

7. Description of Hazardous Wastes (Enter codes for Items 7.A, 7.C and 7.D(1)) (continued)

Line No.	A. EPA Hazardous Waste No.					B. Estimated Annual Qty of Waste	C. Unit of Measure	D. Processes															
	(1) Process Codes							(2) Process Description (if code is not entered in 7.D1))															
Technical Area 54, West (continued)																							
3	7	D	0	3	7	2,820	P	S	0	1	T	0	4										
3	8	D	0	3	8	352	P	S	0	1	T	0	4										
3	9	D	0	3	9	7,760	P	S	0	1	T	0	4										
4	0	D	0	4	0	17,460	P	S	0	1	T	0	4										
4	1	D	0	4	1	352	P	S	0	1	T	0	4										
4	2	D	0	4	2	5,644	P	S	0	1	T	0	4										
4	3	D	0	4	3	2,116	P	S	0	1	T	0	4										
4	4	F	0	0	1	2,225,608	P	S	0	1	T	0	4										
4	5	F	0	0	2	288,012	P	S	0	1	T	0	4										
4	6	F	0	0	3	137,856	P	S	0	1													
4	7	F	0	0	4	8,640	P	S	0	1	T	0	4										
4	8	F	0	0	5	1,296,844	P	S	0	1													
4	9	F	0	0	6	14,000	P	S	0	1													
5	0	F	0	0	7	36,000	P	S	0	1													
5	1	F	0	0	8	14,000	P	S	0	1													
5	2	F	0	0	9	8,000	P	S	0	1													
5	3	F	0	1	0	8,000	P	S	0	1													
5	4	F	0	1	1	8,000	P	S	0	1													
5	5	F	0	1	2	8,000	P	S	0	1													
5	6	F	0	1	9	8,000	P	S	0	1													
5	7	F	0	2	0	8,000	P	S	0	1													
5	8	F	0	2	1	8,000	P	S	0	1													
5	9	F	0	2	2	8,000	P	S	0	1													
6	0	F	0	2	3	8,000	P	S	0	1													
6	1	F	0	2	4	8,000	P	S	0	1													
6	2	F	0	2	5	8,000	P	S	0	1													
6	3	F	0	2	6	8,000	P	S	0	1													
6	4	F	0	2	7	8,000	P	S	0	1													
6	5	F	0	2	8	8,000	P	S	0	1													
6	6	F	0	3	2	8,000	P	S	0	1													
6	7	F	0	3	4	8,000	P	S	0	1													
6	8	F	0	3	5	8,000	P	S	0	1													
6	9	F	0	3	7	8,000	P	S	0	1													
7	0	F	0	3	8	8,000	P	S	0	1													
7	1	F	0	3	9	8,000	P	S	0	1													
7	2	K	0	4	4	4,000	P	S	0	1													

7. Description of Hazardous Wastes (Enter codes for Items 7.A, 7.C and 7.D(1)) (continued)

Line No.	A. EPA Hazardous Waste No.					B. Estimated Annual Qty of Waste	C. Unit of Measure	D. Processes									
								(1) Process Codes					(2) Process Description (if code is not entered in 7.D1))				
Technical Area 54, West (continued)																	
7	3	K	0	4	5	8,000	P	S	0	1							
7	4	K	0	4	6	8,000	P	S	0	1							
7	5	K	0	4	7	8,000	P	S	0	1							
7	6	K	0	8	4	1,000	P	S	0	1							
7	7	K	1	0	1	1,000	P	S	0	1							
7	8	K	1	0	2	1,000	P	S	0	1							
7	9	P	0	0	1	176	P	S	0	1							
8	0	P	0	0	2	176	P	S	0	1							
8	1	P	0	0	3	176	P	S	0	1							
8	2	P	0	0	4	176	P	S	0	1							
8	3	P	0	0	5	176	P	S	0	1							
8	4	P	0	0	6	176	P	S	0	1							
8	5	P	0	0	7	176	P	S	0	1							
8	6	P	0	0	8	176	P	S	0	1							
8	7	P	0	0	9	176	P	S	0	1							
8	8	P	0	1	0	176	P	S	0	1							
8	9	P	0	1	1	176	P	S	0	1							
9	0	P	0	1	2	176	P	S	0	1							
9	1	P	0	1	3	176	P	S	0	1							
9	2	P	0	1	4	176	P	S	0	1							
9	3	P	0	1	5	176	P	S	0	1							
9	4	P	0	1	6	176	P	S	0	1							
9	5	P	0	1	7	176	P	S	0	1							
9	6	P	0	1	8	176	P	S	0	1							
9	7	P	0	2	0	176	P	S	0	1							
9	8	P	0	2	1	176	P	S	0	1							
9	9	P	0	2	2	176	P	S	0	1							
10	0	P	0	2	3	176	P	S	0	1							
10	1	P	0	2	4	176	P	S	0	1							
10	2	P	0	2	6	176	P	S	0	1							
10	3	P	0	2	7	176	P	S	0	1							
10	4	P	0	2	8	176	P	S	0	1							
10	5	P	0	2	9	176	P	S	0	1							
10	6	P	0	3	0	176	P	S	0	1							
10	7	P	0	3	1	176	P	S	0	1							
10	8	P	0	3	3	176	P	S	0	1							

7. Description of Hazardous Wastes (Enter codes for Items 7.A, 7.C and 7.D(1)) (continued)

Line No.	A. EPA Hazardous Waste No.					B. Estimated Annual Qty of Waste	C. Unit of Measure	D. Processes									
								(1) Process Codes					(2) Process Description (if code is not entered in 7.D1))				
Technical Area 54, West (continued)																	
10	9	P	0	3	4	176	P	S	0	1							
11	0	P	0	3	6	176	P	S	0	1							
11	1	P	0	3	7	176	P	S	0	1							
11	2	P	0	3	8	176	P	S	0	1							
11	3	P	0	3	9	176	P	S	0	1							
11	4	P	0	4	0	176	P	S	0	1							
11	5	P	0	4	1	176	P	S	0	1							
11	6	P	0	4	2	176	P	S	0	1							
11	7	P	0	4	3	176	P	S	0	1							
11	8	P	0	4	4	176	P	S	0	1							
11	9	P	0	4	5	176	P	S	0	1							
12	0	P	0	4	6	176	P	S	0	1							
12	1	P	0	4	7	176	P	S	0	1							
12	2	P	0	4	8	176	P	S	0	1							
12	3	P	0	4	9	176	P	S	0	1							
12	4	P	0	5	0	176	P	S	0	1							
12	5	P	0	5	1	176	P	S	0	1							
12	6	P	0	5	4	176	P	S	0	1							
12	7	P	0	5	6	176	P	S	0	1							
12	8	P	0	5	7	176	P	S	0	1							
12	9	P	0	5	8	176	P	S	0	1							
13	0	P	0	5	9	176	P	S	0	1							
13	1	P	0	6	0	176	P	S	0	1							
13	2	P	0	6	2	176	P	S	0	1							
13	3	P	0	6	3	176	P	S	0	1							
13	4	P	0	6	4	176	P	S	0	1							
13	5	P	0	6	5	176	P	S	0	1							
13	6	P	0	6	6	176	P	S	0	1							
13	7	P	0	6	7	176	P	S	0	1							
13	8	P	0	6	8	176	P	S	0	1							
13	9	P	0	6	9	176	P	S	0	1							
14	0	P	0	7	0	176	P	S	0	1							
14	1	P	0	7	1	176	P	S	0	1							
14	2	P	0	7	2	176	P	S	0	1							
14	3	P	0	7	3	176	P	S	0	1							
14	4	P	0	7	4	176	P	S	0	1							

7. Description of Hazardous Wastes (Enter codes for Items 7.A, 7.C and 7.D(1)) (continued)

Line No.	A. EPA Hazardous Waste No.					B. Estimated Annual Qty of Waste	C. Unit of Measure	D. Processes									
								(1) Process Codes					(2) Process Description (if code is not entered in 7.D1))				
Technical Area 54, West (continued)																	
14	5	P	0	7	5	176	P	S	0	1							
14	6	P	0	7	6	176	P	S	0	1							
14	7	P	0	7	7	176	P	S	0	1							
14	8	P	0	7	8	176	P	S	0	1							
14	9	P	0	8	1	176	P	S	0	1							
15	0	P	0	8	2	176	P	S	0	1							
15	1	P	0	8	4	176	P	S	0	1							
15	2	P	0	8	5	176	P	S	0	1							
15	3	P	0	8	7	176	P	S	0	1							
15	4	P	0	8	8	176	P	S	0	1							
15	5	P	0	8	9	176	P	S	0	1							
15	6	P	0	9	2	176	P	S	0	1							
15	7	P	0	9	3	176	P	S	0	1							
15	8	P	0	9	4	176	P	S	0	1							
15	9	P	0	9	5	176	P	S	0	1							
16	0	P	0	9	6	176	P	S	0	1							
16	1	P	0	9	7	176	P	S	0	1							
16	2	P	0	9	8	176	P	S	0	1							
16	3	P	0	9	9	176	P	S	0	1							
16	4	P	1	0	1	176	P	S	0	1							
16	5	P	1	0	2	176	P	S	0	1							
16	6	P	1	0	3	176	P	S	0	1							
16	7	P	1	0	4	176	P	S	0	1							
16	8	P	1	0	5	176	P	S	0	1							
16	9	P	1	0	6	176	P	S	0	1							
17	0	P	1	0	8	176	P	S	0	1							
17	1	P	1	0	9	176	P	S	0	1							
17	2	P	1	1	0	176	P	S	0	1							
17	3	P	1	1	1	176	P	S	0	1							
17	4	P	1	1	2	176	P	S	0	1							
17	5	P	1	1	3	176	P	S	0	1							
17	6	P	1	1	4	176	P	S	0	1							
17	7	P	1	1	5	176	P	S	0	1							
17	8	P	1	1	6	176	P	S	0	1							
17	9	P	1	1	8	176	P	S	0	1							
18	0	P	1	1	9	176	P	S	0	1							

7. Description of Hazardous Wastes (Enter codes for Items 7.A, 7.C and 7.D(1)) (continued)

Line No.	A. EPA Hazardous Waste No.					B. Estimated Annual Qty of Waste	C. Unit of Measure	D. Processes									
								(1) Process Codes					(2) Process Description (if code is not entered in 7.D1))				
Technical Area 54, West (continued)																	
18	1	P	1	2	0	176	P	S	0	1							
18	2	P	1	2	1	176	P	S	0	1							
18	3	P	1	2	2	176	P	S	0	1							
18	4	P	1	2	3	176	P	S	0	1							
18	5	P	1	2	7	176	P	S	0	1							
18	6	P	1	2	8	176	P	S	0	1							
18	7	P	1	8	5	176	P	S	0	1							
18	8	P	1	8	8	176	P	S	0	1							
18	9	P	1	8	9	176	P	S	0	1							
19	0	P	1	9	0	176	P	S	0	1							
19	1	P	1	9	1	176	P	S	0	1							
19	2	P	1	9	2	176	P	S	0	1							
19	3	P	1	9	4	176	P	S	0	1							
19	4	P	1	9	6	176	P	S	0	1							
19	5	P	1	9	7	176	P	S	0	1							
19	6	P	1	9	8	176	P	S	0	1							
19	7	P	1	9	9	176	P	S	0	1							
19	8	P	2	0	1	176	P	S	0	1							
19	9	P	2	0	2	176	P	S	0	1							
20	0	P	2	0	3	176	P	S	0	1							
20	1	P	2	0	4	176	P	S	0	1							
20	2	P	2	0	5	176	P	S	0	1							
20	3	U	0	0	1	176	P	S	0	1							
20	4	U	0	0	2	176	P	S	0	1							
20	5	U	0	0	3	176	P	S	0	1							
20	6	U	0	0	4	176	P	S	0	1							
20	7	U	0	0	5	176	P	S	0	1							
20	8	U	0	0	6	176	P	S	0	1							
20	9	U	0	0	7	176	P	S	0	1							
21	0	U	0	0	8	176	P	S	0	1							
21	1	U	0	0	9	176	P	S	0	1							
21	2	U	0	1	0	176	P	S	0	1							
21	3	U	0	1	1	176	P	S	0	1							
21	4	U	0	1	2	176	P	S	0	1							
21	5	U	0	1	4	176	P	S	0	1							
21	6	U	0	1	5	176	P	S	0	1							

7. Description of Hazardous Wastes (Enter codes for Items 7.A, 7.C and 7.D(1)) (continued)

Line No.	A. EPA Hazardous Waste No.					B. Estimated Annual Qty of Waste	C. Unit of Measure	D. Processes									
								(1) Process Codes					(2) Process Description (if code is not entered in 7.D1))				
Technical Area 54, West (continued)																	
21	7	U	0	1	6	176	P	S	0	1							
21	8	U	0	1	7	176	P	S	0	1							
21	9	U	0	1	8	176	P	S	0	1							
22	0	U	0	1	9	176	P	S	0	1							
22	1	U	0	2	0	176	P	S	0	1							
22	2	U	0	2	1	176	P	S	0	1							
22	3	U	0	2	2	176	P	S	0	1							
22	4	U	0	2	3	176	P	S	0	1							
22	5	U	0	2	4	176	P	S	0	1							
22	6	U	0	2	5	176	P	S	0	1							
22	7	U	0	2	6	176	P	S	0	1							
22	8	U	0	2	7	176	P	S	0	1							
22	9	U	0	2	8	176	P	S	0	1							
23	0	U	0	2	9	176	P	S	0	1							
23	1	U	0	3	0	176	P	S	0	1							
23	2	U	0	3	1	176	P	S	0	1							
23	3	U	0	3	2	176	P	S	0	1							
23	4	U	0	3	3	176	P	S	0	1							
23	5	U	0	3	4	176	P	S	0	1							
23	6	U	0	3	5	176	P	S	0	1							
23	7	U	0	3	6	176	P	S	0	1							
23	8	U	0	3	7	176	P	S	0	1							
23	9	U	0	3	8	176	P	S	0	1							
24	0	U	0	3	9	176	P	S	0	1							
24	1	U	0	4	1	176	P	S	0	1							
24	2	U	0	4	2	176	P	S	0	1							
24	3	U	0	4	3	176	P	S	0	1							
24	4	U	0	4	4	176	P	S	0	1							
24	5	U	0	4	5	176	P	S	0	1							
24	6	U	0	4	6	176	P	S	0	1							
24	7	U	0	4	7	176	P	S	0	1							
24	8	U	0	4	8	176	P	S	0	1							
24	9	U	0	4	9	176	P	S	0	1							
25	0	U	0	5	0	176	P	S	0	1							
25	1	U	0	5	1	176	P	S	0	1							
25	2	U	0	5	2	176	P	S	0	1							

7. Description of Hazardous Wastes (Enter codes for Items 7.A, 7.C and 7.D(1)) (continued)

Line No.	A. EPA Hazardous Waste No.					B. Estimated Annual Qty of Waste	C. Unit of Measure	D. Processes									
								(1) Process Codes					(2) Process Description (if code is not entered in 7.D1))				
Technical Area 54, West (continued)																	
25	3	U	0	5	3	176	P	S	0	1							
25	4	U	0	5	5	176	P	S	0	1							
25	5	U	0	5	6	176	P	S	0	1							
25	6	U	0	5	7	176	P	S	0	1							
25	7	U	0	5	8	176	P	S	0	1							
25	8	U	0	5	9	176	P	S	0	1							
25	9	U	0	6	0	176	P	S	0	1							
26	0	U	0	6	1	176	P	S	0	1							
26	1	U	0	6	2	176	P	S	0	1							
26	2	U	0	6	3	176	P	S	0	1							
26	3	U	0	6	4	176	P	S	0	1							
26	4	U	0	6	6	176	P	S	0	1							
26	5	U	0	6	7	176	P	S	0	1							
26	6	U	0	6	8	176	P	S	0	1							
26	7	U	0	6	9	176	P	S	0	1							
26	8	U	0	7	0	176	P	S	0	1							
26	9	U	0	7	1	176	P	S	0	1							
27	0	U	0	7	2	176	P	S	0	1							
27	1	U	0	7	3	176	P	S	0	1							
27	2	U	0	7	4	176	P	S	0	1							
27	3	U	0	7	5	176	P	S	0	1							
27	4	U	0	7	6	176	P	S	0	1							
27	5	U	0	7	7	176	P	S	0	1							
27	6	U	0	7	8	176	P	S	0	1							
27	7	U	0	7	9	176	P	S	0	1							
27	8	U	0	8	0	528	P	S	0	1							
27	9	U	0	8	1	176	P	S	0	1							
28	0	U	0	8	2	176	P	S	0	1							
28	1	U	0	8	3	176	P	S	0	1							
28	2	U	0	8	4	176	P	S	0	1							
28	3	U	0	8	5	176	P	S	0	1							
28	4	U	0	8	6	176	P	S	0	1							
28	5	U	0	8	7	176	P	S	0	1							
28	6	U	0	8	8	176	P	S	0	1							
28	7	U	0	8	9	176	P	S	0	1							
28	8	U	0	9	0	176	P	S	0	1							

7. Description of Hazardous Wastes (Enter codes for Items 7.A, 7.C and 7.D(1)) (continued)

Line No.	A. EPA Hazardous Waste No.					B. Estimated Annual Qty of Waste	C. Unit of Measure	D. Processes									
								(1) Process Codes					(2) Process Description (if code is not entered in 7.D1))				
Technical Area 54, West (continued)																	
28	9	U	0	9	1	176	P	S	0	1							
29	0	U	0	9	2	176	P	S	0	1							
29	1	U	0	9	3	176	P	S	0	1							
29	2	U	0	9	4	176	P	S	0	1							
29	3	U	0	9	5	176	P	S	0	1							
29	4	U	0	9	6	176	P	S	0	1							
29	5	U	0	9	7	176	P	S	0	1							
29	6	U	0	9	8	176	P	S	0	1							
29	7	U	0	9	9	176	P	S	0	1							
29	8	U	1	0	1	176	P	S	0	1							
29	9	U	1	0	2	176	P	S	0	1							
30	0	U	1	0	3	176	P	S	0	1							
30	1	U	1	0	5	176	P	S	0	1							
30	2	U	1	0	6	176	P	S	0	1							
30	3	U	1	0	7	176	P	S	0	1							
30	4	U	1	0	8	176	P	S	0	1							
30	5	U	1	0	9	176	P	S	0	1							
30	6	U	1	1	0	176	P	S	0	1							
30	7	U	1	1	1	176	P	S	0	1							
30	8	U	1	1	2	176	P	S	0	1							
30	9	U	1	1	3	176	P	S	0	1							
31	0	U	1	1	4	176	P	S	0	1							
31	1	U	1	1	5	176	P	S	0	1							
31	2	U	1	1	6	176	P	S	0	1							
31	3	U	1	1	7	176	P	S	0	1							
31	4	U	1	1	8	176	P	S	0	1							
31	5	U	1	1	9	176	P	S	0	1							
31	6	U	1	2	0	176	P	S	0	1							
31	7	U	1	2	1	176	P	S	0	1							
31	8	U	1	2	2	176	P	S	0	1							
31	9	U	1	2	3	176	P	S	0	1							
32	0	U	1	2	4	176	P	S	0	1							
32	1	U	1	2	5	176	P	S	0	1							
32	2	U	1	2	6	176	P	S	0	1							
32	3	U	1	2	7	176	P	S	0	1							
32	4	U	1	2	8	176	P	S	0	1							

7. Description of Hazardous Wastes (Enter codes for Items 7.A, 7.C and 7.D(1)) (continued)

Line No.	A. EPA Hazardous Waste No.					B. Estimated Annual Qty of Waste	C. Unit of Measure	D. Processes									
								(1) Process Codes					(2) Process Description (if code is not entered in 7.D1))				
Technical Area 54, West (continued)																	
32	5	U	1	2	9	176	P	S	0	1							
32	6	U	1	3	0	176	P	S	0	1							
32	7	U	1	3	1	176	P	S	0	1							
32	8	U	1	3	2	176	P	S	0	1							
32	9	U	1	3	3	176	P	S	0	1							
33	0	U	1	3	4	176	P	S	0	1							
33	1	U	1	3	5	176	P	S	0	1							
33	2	U	1	3	6	176	P	S	0	1							
33	3	U	1	3	7	176	P	S	0	1							
33	4	U	1	3	8	176	P	S	0	1							
33	5	U	1	4	0	176	P	S	0	1							
33	6	U	1	4	1	176	P	S	0	1							
33	7	U	1	4	2	176	P	S	0	1							
33	8	U	1	4	3	176	P	S	0	1							
33	9	U	1	4	4	176	P	S	0	1							
34	0	U	1	4	5	176	P	S	0	1							
34	1	U	1	4	6	176	P	S	0	1							
34	2	U	1	4	7	176	P	S	0	1							
34	3	U	1	4	8	176	P	S	0	1							
34	4	U	1	4	9	176	P	S	0	1							
34	5	U	1	5	0	176	P	S	0	1							
34	6	U	1	5	1	1,060	P	S	0	1							
34	7	U	1	5	2	176	P	S	0	1							
34	8	U	1	5	3	176	P	S	0	1							
34	9	U	1	5	4	176	P	S	0	1							
35	0	U	1	5	5	176	P	S	0	1							
35	1	U	1	5	6	176	P	S	0	1							
35	2	U	1	5	7	176	P	S	0	1							
35	3	U	1	5	8	176	P	S	0	1							
35	4	U	1	5	9	528	P	S	0	1							
35	5	U	1	6	0	176	P	S	0	1							
35	6	U	1	6	1	176	P	S	0	1							
35	7	U	1	6	2	176	P	S	0	1							
35	8	U	1	6	3	176	P	S	0	1							
35	9	U	1	6	4	176	P	S	0	1							
36	0	U	1	6	5	176	P	S	0	1							

7. Description of Hazardous Wastes (Enter codes for Items 7.A, 7.C and 7.D(1)) (continued)

Line No.	A. EPA Hazardous Waste No.					B. Estimated Annual Qty of Waste	C. Unit of Measure	D. Processes									
								(1) Process Codes					(2) Process Description (if code is not entered in 7.D1))				
Technical Area 54, West (continued)																	
36	1	U	1	6	6	176	P	S	0	1							
36	2	U	1	6	7	176	P	S	0	1							
36	3	U	1	6	8	176	P	S	0	1							
36	4	U	1	6	9	176	P	S	0	1							
36	5	U	1	7	0	176	P	S	0	1							
36	6	U	1	7	1	176	P	S	0	1							
36	7	U	1	7	2	176	P	S	0	1							
36	8	U	1	7	3	176	P	S	0	1							
36	9	U	1	7	4	176	P	S	0	1							
37	0	U	1	7	6	176	P	S	0	1							
37	1	U	1	7	7	176	P	S	0	1							
37	2	U	1	7	8	176	P	S	0	1							
37	3	U	1	7	9	176	P	S	0	1							
37	4	U	1	8	0	176	P	S	0	1							
37	5	U	1	8	1	176	P	S	0	1							
37	6	U	1	8	2	176	P	S	0	1							
37	7	U	1	8	3	176	P	S	0	1							
37	8	U	1	8	4	176	P	S	0	1							
37	9	U	1	8	5	176	P	S	0	1							
38	0	U	1	8	6	176	P	S	0	1							
38	1	U	1	8	7	176	P	S	0	1							
38	2	U	1	8	8	176	P	S	0	1							
38	3	U	1	8	9	176	P	S	0	1							
38	4	U	1	9	0	176	P	S	0	1							
38	5	U	1	9	1	176	P	S	0	1							
38	6	U	1	9	2	176	P	S	0	1							
38	7	U	1	9	3	176	P	S	0	1							
38	8	U	1	9	4	176	P	S	0	1							
38	9	U	1	9	6	176	P	S	0	1							
39	0	U	1	9	7	176	P	S	0	1							
39	1	U	2	0	0	176	P	S	0	1							
39	2	U	2	0	1	176	P	S	0	1							
39	3	U	2	0	2	176	P	S	0	1							
39	4	U	2	0	3	176	P	S	0	1							
39	5	U	2	0	4	176	P	S	0	1							
39	6	U	2	0	5	176	P	S	0	1							

7. Description of Hazardous Wastes (Enter codes for Items 7.A, 7.C and 7.D(1)) (continued)

Line No.	A. EPA Hazardous Waste No.					B. Estimated Annual Qty of Waste	C. Unit of Measure	D. Processes									
								(1) Process Codes					(2) Process Description (if code is not entered in 7.D1))				
Technical Area 54, West (continued)																	
39	7	U	2	0	6	176	P	S	0	1							
39	8	U	2	0	7	176	P	S	0	1							
39	9	U	2	0	8	176	P	S	0	1							
40	0	U	2	0	9	176	P	S	0	1							
40	1	U	2	1	0	176	P	S	0	1							
40	2	U	2	1	1	176	P	S	0	1							
40	3	U	2	1	3	176	P	S	0	1							
40	4	U	2	1	4	176	P	S	0	1							
40	5	U	2	1	5	176	P	S	0	1							
40	6	U	2	1	6	176	P	S	0	1							
40	7	U	2	1	7	176	P	S	0	1							
40	8	U	2	1	8	176	P	S	0	1							
40	9	U	2	1	9	176	P	S	0	1							
41	0	U	2	2	0	176	P	S	0	1							
41	1	U	2	2	1	176	P	S	0	1							
41	2	U	2	2	2	176	P	S	0	1							
41	3	U	2	2	3	176	P	S	0	1							
41	4	U	2	2	5	176	P	S	0	1							
41	5	U	2	2	6	4,584	P	S	0	1							
41	6	U	2	2	7	176	P	S	0	1							
41	7	U	2	2	8	176	P	S	0	1							
41	8	U	2	3	4	176	P	S	0	1							
41	9	U	2	3	5	176	P	S	0	1							
42	0	U	2	3	6	176	P	S	0	1							
42	1	U	2	3	7	176	P	S	0	1							
42	2	U	2	3	8	176	P	S	0	1							
42	3	U	2	3	9	352	P	S	0	1							
42	4	U	2	4	0	176	P	S	0	1							
42	5	U	2	4	3	176	P	S	0	1							
42	6	U	2	4	4	176	P	S	0	1							
42	7	U	2	4	6	176	P	S	0	1							
42	8	U	2	4	7	176	P	S	0	1							
42	9	U	2	4	8	176	P	S	0	1							
43	0	U	2	4	9	176	P	S	0	1							
43	1	U	2	7	1	176	P	S	0	1							
43	2	U	2	7	8	176	P	S	0	1							

7. Description of Hazardous Wastes (Enter codes for Items 7.A, 7.C and 7.D(1)) (continued)

Line No.	A. EPA Hazardous Waste No.					B. Estimated Annual Qty of Waste	C. Unit of Measure	D. Processes									
								(1) Process Codes					(2) Process Description (if code is not entered in 7.D1))				
Technical Area 54, West (continued)																	
43	3	U	2	7	9	176	P	S	0	1							
43	4	U	2	8	0	176	P	S	0	1							
43	5	U	3	2	8	176	P	S	0	1							
43	6	U	3	5	3	176	P	S	0	1							
43	7	U	3	5	9	176	P	S	0	1							
43	8	U	3	6	4	176	P	S	0	1							
43	9	U	3	6	7	176	P	S	0	1							
44	0	U	3	7	2	176	P	S	0	1							
44	1	U	3	7	3	176	P	S	0	1							
44	2	U	3	8	7	176	P	S	0	1							
44	3	U	3	8	9	176	P	S	0	1							
44	4	U	3	9	4	176	P	S	0	1							
44	5	U	3	9	5	176	P	S	0	1							
44	6	U	4	0	4	176	P	S	0	1							
44	7	U	4	0	9	176	P	S	0	1							
44	8	U	4	1	0	176	P	S	0	1							
44	9	U	4	1	1	176	P	S	0	1							

7. Description of Hazardous Wastes (Enter codes for Items 7.A, 7.C and 7.D(1)) (continued)

Line No.	A. EPA Hazardous Waste No.	B. Estimated Annual Qty of Waste	C. Unit of Measure	D. Processes	
				(1) Process Codes	(2) Process Description (if code is not entered in 7.D1))
Technical Area 54, Material Disposal Area H (Shaft 9)					
1	D 0 0 3	15	P	D 8 0	

7. Description of Hazardous Wastes (Enter codes for Items 7.A, 7.C and 7.D(1)) (continued)

Line No.	A. EPA Hazardous Waste No.					B. Estimated Annual Qty of Waste	C. Unit of Measure	D. Processes															
	(1) Process Codes								(2) Process Description (if code is not entered in 7.D1))														
Technical Area 55																							
	1	D	0	0	1	75,000	P	S	0	1													
	2	D	0	0	2	150,000	P	S	0	1	S	0	2	T	0	4							
	3	D	0	0	3	42,000	P	S	0	1													
	4	D	0	0	4	5,000	P	S	0	1	S	0	2	T	0	4							
	5	D	0	0	5	11,000	P	S	0	1	S	0	2	T	0	4							
	6	D	0	0	6	400,500	P	S	0	1	S	0	2	T	0	4							
	7	D	0	0	7	605,000	P	S	0	1	S	0	2	T	0	4							
	8	D	0	0	8	900,000	P	S	0	1	S	0	2	T	0	4							
	9	D	0	0	9	26,000	P	S	0	1	S	0	2	T	0	4							
1	0	D	0	1	0	2,500	P	S	0	1	S	0	2	T	0	4							
1	1	D	0	1	1	11,000	P	S	0	1	S	0	2	T	0	4							
1	2	D	0	1	2	1,000	P	S	0	1				T	0	4							
1	3	D	0	1	8	4,500	P	S	0	1				T	0	4							
1	4	D	0	1	9	4,500	P	S	0	1				T	0	4							
1	5	D	0	2	1	4,500	P	S	0	1				T	0	4							
1	6	D	0	2	2	1,500	P	S	0	1				T	0	4							
1	7	D	0	2	7	1,500	P	S	0	1				T	0	4							
1	8	D	0	2	8	2,500	P	S	0	1				T	0	4							
1	9	D	0	3	0	1,500	P	S	0	1				T	0	4							
2	0	D	0	3	2	1,500	P	S	0	1				T	0	4							
2	1	D	0	3	3	1,500	P	S	0	1				T	0	4							
2	2	D	0	3	4	1,500	P	S	0	1				T	0	4							
2	3	D	0	3	5	12,000	P	S	0	1				T	0	4							
2	4	D	0	3	6	1,500	P	S	0	1				T	0	4							
2	5	D	0	3	7	1,500	P	S	0	1				T	0	4							
2	6	D	0	3	8	1,500	P	S	0	1				T	0	4							
2	7	D	0	3	9	11,000	P	S	0	1				T	0	4							
2	8	D	0	4	0	11,000	P	S	0	1				T	0	4							
2	9	D	0	4	2	1,500	P	S	0	1				T	0	4							
3	0	D	0	4	3	1,500	P	S	0	1				T	0	4							
3	1	F	0	0	1	110,000	P	S	0	1				T	0	4							
3	2	F	0	0	2	110,000	P	S	0	1				T	0	4							
3	3	F	0	0	3	110,000	P	S	0	1													
3	4	F	0	0	5	110,000	P	S	0	1													
3	5	F	0	0	6	500	P	S	0	1													
3	6	F	0	0	7	500	P	S	0	1													

7. Description of Hazardous Wastes (Enter codes for Items 7.A, 7.C and 7.D(1)) (continued)

Line No.	A. EPA Hazardous Waste No.					B. Estimated Annual Qty of Waste	C. Unit of Measure	D. Processes									
								(1) Process Codes					(2) Process Description (if code is not entered in 7.D1))				
Technical Area 55 (continued)																	
3	7	F	0	0	9	500	P	S	0	1							
3	8	P	0	0	3	1,500	P	S	0	1							
3	9	P	0	1	2	1,500	P	S	0	1							
4	0	P	0	1	5	6,000	P	S	0	1							
4	1	P	0	2	9	1,500	P	S	0	1							
4	2	P	0	3	0	1,500	P	S	0	1							
4	3	P	0	3	1	1,500	P	S	0	1							
4	4	P	0	3	8	1,500	P	S	0	1							
4	5	P	0	5	6	3,000	P	S	0	1							
4	6	P	0	6	3	1,500	P	S	0	1							
4	7	P	0	6	8	1,500	P	S	0	1							
4	8	P	0	7	3	1,500	P	S	0	1							
4	9	P	0	7	6	1,500	P	S	0	1							
5	0	P	0	7	8	1,500	P	S	0	1							
5	1	P	0	9	5	1,500	P	S	0	1							
5	2	P	0	9	6	1,500	P	S	0	1							
5	3	P	0	9	8	1,500	P	S	0	1							
5	4	P	0	9	9	500	P	S	0	1							
5	5	P	1	0	6	1,500	P	S	0	1							
5	6	P	1	1	3	1,500	P	S	0	1							
5	7	P	1	2	0	1,500	P	S	0	1							
5	8	U	0	0	1	3,000	P	S	0	1							
5	9	U	0	0	2	1,500	P	S	0	1							
6	0	U	0	0	3	1,500	P	S	0	1							
6	1	U	0	1	2	1,500	P	S	0	1							
6	2	U	0	1	9	3,000	P	S	0	1							
6	3	U	0	2	2	1,500	P	S	0	1							
6	4	U	0	2	9	1,500	P	S	0	1							
6	5	U	0	3	1	1,500	P	S	0	1							
6	6	U	0	3	7	1,500	P	S	0	1							
6	7	U	0	4	4	1,500	P	S	0	1							
6	8	U	0	4	5	1,500	P	S	0	1							
6	9	U	0	5	2	1,500	P	S	0	1							
7	0	U	0	5	6	1,500	P	S	0	1							
7	1	U	0	5	7	1,500	P	S	0	1							
7	2	U	0	7	5	1,500	P	S	0	1							

7. Description of Hazardous Wastes (Enter codes for Items 7.A, 7.C and 7.D(1)) (continued)

Line No.	A. EPA Hazardous Waste No.					B. Estimated Annual Qty of Waste	C. Unit of Measure	D. Processes									
								(1) Process Codes					(2) Process Description (if code is not entered in 7.D1))				
Technical Area 55 (continued)																	
7	3	U	0	7	7	1,500	P	S	0	1							
7	4	U	0	8	0	6,000	P	S	0	1							
7	5	U	1	0	3	500	P	S	0	1							
7	6	U	1	0	8	1,500	P	S	0	1							
7	7	U	1	1	2	1,500	P	S	0	1							
7	8	U	1	1	5	1,500	P	S	0	1							
7	9	U	1	1	7	1,500	P	S	0	1							
8	0	U	1	2	1	1,500	P	S	0	1							
8	1	U	1	2	2	1,500	P	S	0	1							
8	2	U	1	2	3	1,500	P	S	0	1							
8	3	U	1	3	1	1,500	P	S	0	1							
8	4	U	1	3	3	1,500	P	S	0	1							
8	5	U	1	3	4	6,000	P	S	0	1							
8	6	U	1	3	5	1,500	P	S	0	1							
8	7	U	1	4	0	1,500	P	S	0	1							
8	8	U	1	4	4	1,500	P	S	0	1							
8	9	U	1	5	1	6,000	P	S	0	1							
9	0	U	1	5	4	6,000	P	S	0	1							
9	1	U	1	5	9	6,000	P	S	0	1							
9	2	U	1	6	0	1,500	P	S	0	1							
9	3	U	1	6	1	1,500	P	S	0	1							
9	4	U	1	6	5	1,500	P	S	0	1							
9	5	U	1	6	9	1,500	P	S	0	1							
9	6	U	1	8	8	1,500	P	S	0	1							
9	7	U	1	9	0	1,500	P	S	0	1							
9	8	U	1	9	6	1,500	P	S	0	1							
9	9	U	2	0	4	1,500	P	S	0	1							
10	0	U	2	1	0	6,000	P	S	0	1							
10	1	U	2	1	1	6,000	P	S	0	1							
10	2	U	2	1	3	1,500	P	S	0	1							
10	3	U	2	1	6	1,500	P	S	0	1							
10	4	U	2	1	8	1,500	P	S	0	1							
10	5	U	2	1	9	1,500	P	S	0	1							
10	6	U	2	2	0	6,000	P	S	0	1							
10	7	U	2	2	5	1,500	P	S	0	1							
10	8	U	2	2	6	6,000	P	S	0	1							

7. Description of Hazardous Wastes (Enter codes for Items 7.A, 7.C and 7.D(1)) (continued)

Line No.	A. EPA Hazardous Waste No.						B. Estimated Annual Qty of Waste	C. Unit of Measure	D. Processes											
									(1) Process Codes						(2) Process Description (if code is not entered in 7.D1))					
Technical Area 55 (continued)																				
10	9	U	2	2	7	1,500	P	S	0	1										
11	0	U	2	2	8	1,500	P	S	0	1										
11	1	U	2	3	9	1,500	P	S	0	1										
11	2	U	2	4	6	1,500	P	S	0	1										

7. Description of Hazardous Wastes (Enter codes for Items 7.A, 7.C and 7.D(1)) (continued)

Line No.	A. EPA Hazardous Waste No.					B. Estimated Annual Qty of Waste	C. Unit of Measure	D. Processes									
								(1) Process Codes					(2) Process Description (if code is not entered in 7.D1))				
Technical Area 63																	
	1	D	0	0	1	3,300	P	S	0	1							
	2	D	0	0	2	3,950	P	S	0	1							
	3	D	0	0	3	1,850	P	S	0	1							
	4	D	0	0	4	25,250	P	S	0	1	T	0	4				
	5	D	0	0	5	820	P	S	0	1	T	0	4				
	6	D	0	0	6	5,150	P	S	0	1	T	0	4				
	7	D	0	0	7	37,750	P	S	0	1	T	0	4				
	8	D	0	0	8	54,000	P	S	0	1	T	0	4				
	9	D	0	0	9	1,000	P	S	0	1	T	0	4				
1	0	D	0	1	0	450	P	S	0	1	T	0	4				
1	1	D	0	1	1	25,400	P	S	0	1	T	0	4				
1	2	D	0	1	2	180	P	S	0	1							
1	3	D	0	1	3	40	P	S	0	1							
1	4	D	0	1	4	40	P	S	0	1							
1	5	D	0	1	5	70	P	S	0	1							
1	6	D	0	1	6	40	P	S	0	1							
1	7	D	0	1	7	40	P	S	0	1							
1	8	D	0	1	8	300	P	S	0	1	T	0	4				
1	9	D	0	1	9	250	P	S	0	1	T	0	4				
2	0	D	0	2	0	300	P	S	0	1	T	0	4				
2	1	D	0	2	1	150	P	S	0	1	T	0	4				
2	2	D	0	2	2	330	P	S	0	1	T	0	4				
2	3	D	0	2	3	40	P	S	0	1	T	0	4				
2	4	D	0	2	4	40	P	S	0	1	T	0	4				
2	5	D	0	2	5	40	P	S	0	1	T	0	4				
2	6	D	0	2	6	40	P	S	0	1	T	0	4				
2	7	D	0	2	7	220	P	S	0	1	T	0	4				
2	8	D	0	2	8	400	P	S	0	1	T	0	4				
2	9	D	0	2	9	70	P	S	0	1	T	0	4				
3	0	D	0	3	0	300	P	S	0	1	T	0	4				
3	1	D	0	3	1	220	P	S	0	1	T	0	4				
3	2	D	0	3	2	290	P	S	0	1	T	0	4				
3	3	D	0	3	3	290	P	S	0	1	T	0	4				
3	4	D	0	3	4	290	P	S	0	1	T	0	4				
3	5	D	0	3	5	300	P	S	0	1	T	0	4				
3	6	D	0	3	6	190	P	S	0	1	T	0	4				

7. Description of Hazardous Wastes (Enter codes for Items 7.A, 7.C and 7.D(1)) (continued)

Line No.	A. EPA Hazardous Waste No.					B. Estimated Annual Qty of Waste	C. Unit of Measure	D. Processes																
								(1) Process Codes				(2) Process Description (if code is not entered in 7.D1))												
Technical Area 63 (continued)																								
3	7	D	0	3	7	70	P	S	0	1	T	0	4											
3	8	D	0	3	8	140	P	S	0	1	T	0	4											
3	9	D	0	3	9	200	P	S	0	1	T	0	4											
4	0	D	0	4	0	250	P	S	0	1	T	0	4											
4	1	D	0	4	1	170	P	S	0	1	T	0	4											
4	2	D	0	4	2	220	P	S	0	1	T	0	4											
4	3	D	0	4	3	250	P	S	0	1	T	0	4											
4	4	F	0	0	1	64,100	P	S	0	1	T	0	4											
4	5	F	0	0	2	34,500	P	S	0	1	T	0	4											
4	6	F	0	0	3	28,500	P	S	0	1														
4	7	F	0	0	4	350	P	S	0	1	T	0	4											
4	8	F	0	0	5	32,500	P	S	0	1														
4	9	F	0	0	6	70	P	S	0	1														
5	0	F	0	0	7	180	P	S	0	1														
5	1	F	0	0	8	70	P	S	0	1														
5	2	F	0	0	9	80	P	S	0	1														
5	3	F	0	1	0	40	P	S	0	1														
5	4	F	0	1	1	40	P	S	0	1														
5	5	F	0	1	2	40	P	S	0	1														
5	6	F	0	1	9	40	P	S	0	1														
5	7	F	0	2	0	40	P	S	0	1														
5	8	F	0	2	1	40	P	S	0	1														
5	9	F	0	2	2	40	P	S	0	1														
6	0	F	0	2	3	40	P	S	0	1														
6	1	F	0	2	4	40	P	S	0	1														
6	2	F	0	2	5	40	P	S	0	1														
6	3	F	0	2	6	40	P	S	0	1														
6	4	F	0	2	7	40	P	S	0	1														
6	5	F	0	2	8	40	P	S	0	1														
6	6	F	0	3	2	40	P	S	0	1														
6	7	F	0	3	4	40	P	S	0	1														
6	8	F	0	3	5	40	P	S	0	1														
6	9	F	0	3	7	40	P	S	0	1														
7	0	F	0	3	8	40	P	S	0	1														
7	1	F	0	3	9	40	P	S	0	1														
7	2	K	0	4	4	220	P	S	0	1														

7. Description of Hazardous Wastes (Enter codes for Items 7.A, 7.C and 7.D(1)) (continued)

Line No.	A. EPA Hazardous Waste No.					B. Estimated Annual Qty of Waste	C. Unit of Measure	D. Processes									
								(1) Process Codes					(2) Process Description (if code is not entered in 7.D1))				
Technical Area 63 (continued)																	
7	3	K	0	4	5	40	P	S	0	1							
7	4	K	0	4	6	40	P	S	0	1							
7	5	K	0	4	7	40	P	S	0	1							
7	6	K	0	8	4	50	P	S	0	1							
7	7	K	1	0	1	50	P	S	0	1							
7	8	K	1	0	2	50	P	S	0	1							
7	9	P	0	0	1	40	P	S	0	1							
8	0	P	0	0	2	40	P	S	0	1							
8	1	P	0	0	3	40	P	S	0	1							
8	2	P	0	0	4	40	P	S	0	1							
8	3	P	0	0	5	40	P	S	0	1							
8	4	P	0	0	6	40	P	S	0	1							
8	5	P	0	0	7	40	P	S	0	1							
8	6	P	0	0	8	40	P	S	0	1							
8	7	P	0	0	9	40	P	S	0	1							
8	8	P	0	1	0	40	P	S	0	1							
8	9	P	0	1	1	40	P	S	0	1							
9	0	P	0	1	2	40	P	S	0	1							
9	1	P	0	1	3	40	P	S	0	1							
9	2	P	0	1	4	40	P	S	0	1							
9	3	P	0	1	5	40	P	S	0	1							
9	4	P	0	1	6	40	P	S	0	1							
9	5	P	0	1	7	40	P	S	0	1							
9	6	P	0	1	8	40	P	S	0	1							
9	7	P	0	2	0	40	P	S	0	1							
9	8	P	0	2	1	40	P	S	0	1							
9	9	P	0	2	2	40	P	S	0	1							
10	0	P	0	2	3	40	P	S	0	1							
10	1	P	0	2	4	40	P	S	0	1							
10	2	P	0	2	6	40	P	S	0	1							
10	3	P	0	2	7	40	P	S	0	1							
10	4	P	0	2	8	40	P	S	0	1							
10	5	P	0	2	9	40	P	S	0	1							
10	6	P	0	3	0	40	P	S	0	1							
10	7	P	0	3	1	40	P	S	0	1							
10	8	P	0	3	3	40	P	S	0	1							

7. Description of Hazardous Wastes (Enter codes for Items 7.A, 7.C and 7.D(1)) (continued)

Line No.	A. EPA Hazardous Waste No.					B. Estimated Annual Qty of Waste	C. Unit of Measure	D. Processes									
								(1) Process Codes					(2) Process Description (if code is not entered in 7.D1))				
Technical Area 63 (continued)																	
10	9	P	0	3	4	40	P	S	0	1							
11	0	P	0	3	6	40	P	S	0	1							
11	1	P	0	3	7	40	P	S	0	1							
11	2	P	0	3	8	40	P	S	0	1							
11	3	P	0	3	9	40	P	S	0	1							
11	4	P	0	4	0	40	P	S	0	1							
11	5	P	0	4	1	40	P	S	0	1							
11	6	P	0	4	2	40	P	S	0	1							
11	7	P	0	4	3	40	P	S	0	1							
11	8	P	0	4	4	40	P	S	0	1							
11	9	P	0	4	5	40	P	S	0	1							
12	0	P	0	4	6	40	P	S	0	1							
12	1	P	0	4	7	40	P	S	0	1							
12	2	P	0	4	8	40	P	S	0	1							
12	3	P	0	4	9	40	P	S	0	1							
12	4	P	0	5	0	40	P	S	0	1							
12	5	P	0	5	1	40	P	S	0	1							
12	6	P	0	5	4	40	P	S	0	1							
12	7	P	0	5	6	40	P	S	0	1							
12	8	P	0	5	7	40	P	S	0	1							
12	9	P	0	5	8	40	P	S	0	1							
13	0	P	0	5	9	40	P	S	0	1							
13	1	P	0	6	0	40	P	S	0	1							
13	2	P	0	6	2	40	P	S	0	1							
13	3	P	0	6	3	40	P	S	0	1							
13	4	P	0	6	4	40	P	S	0	1							
13	5	P	0	6	5	40	P	S	0	1							
13	6	P	0	6	6	40	P	S	0	1							
13	7	P	0	6	7	40	P	S	0	1							
13	8	P	0	6	8	40	P	S	0	1							
13	9	P	0	6	9	40	P	S	0	1							
14	0	P	0	7	0	40	P	S	0	1							
14	1	P	0	7	1	40	P	S	0	1							
14	2	P	0	7	2	40	P	S	0	1							
14	3	P	0	7	3	40	P	S	0	1							
14	4	P	0	7	4	40	P	S	0	1							

7. Description of Hazardous Wastes (Enter codes for Items 7.A, 7.C and 7.D(1)) (continued)

Line No.	A. EPA Hazardous Waste No.					B. Estimated Annual Qty of Waste	C. Unit of Measure	D. Processes									
								(1) Process Codes					(2) Process Description (if code is not entered in 7.D1))				
Technical Area 63 (continued)																	
14	5	P	0	7	5	40	P	S	0	1							
14	6	P	0	7	6	40	P	S	0	1							
14	7	P	0	7	7	40	P	S	0	1							
14	8	P	0	7	8	40	P	S	0	1							
14	9	P	0	8	1	40	P	S	0	1							
15	0	P	0	8	2	40	P	S	0	1							
15	1	P	0	8	4	40	P	S	0	1							
15	2	P	0	8	5	40	P	S	0	1							
15	3	P	0	8	7	40	P	S	0	1							
15	4	P	0	8	8	40	P	S	0	1							
15	5	P	0	8	9	40	P	S	0	1							
15	6	P	0	9	2	40	P	S	0	1							
15	7	P	0	9	3	40	P	S	0	1							
15	8	P	0	9	4	40	P	S	0	1							
15	9	P	0	9	5	40	P	S	0	1							
16	0	P	0	9	6	40	P	S	0	1							
16	1	P	0	9	7	40	P	S	0	1							
16	2	P	0	9	8	40	P	S	0	1							
16	3	P	0	9	9	40	P	S	0	1							
16	4	P	1	0	1	40	P	S	0	1							
16	5	P	1	0	2	40	P	S	0	1							
16	6	P	1	0	3	40	P	S	0	1							
16	7	P	1	0	4	40	P	S	0	1							
16	8	P	1	0	5	40	P	S	0	1							
16	9	P	1	0	6	40	P	S	0	1							
17	0	P	1	0	8	40	P	S	0	1							
17	1	P	1	0	9	40	P	S	0	1							
17	2	P	1	1	0	40	P	S	0	1							
17	3	P	1	1	1	40	P	S	0	1							
17	4	P	1	1	2	40	P	S	0	1							
17	5	P	1	1	3	40	P	S	0	1							
17	6	P	1	1	4	40	P	S	0	1							
17	7	P	1	1	5	40	P	S	0	1							
17	8	P	1	1	6	40	P	S	0	1							
17	9	P	1	1	8	40	P	S	0	1							
18	0	P	1	1	9	40	P	S	0	1							

7. Description of Hazardous Wastes (Enter codes for Items 7.A, 7.C and 7.D(1)) (continued)

Line No.	A. EPA Hazardous Waste No.					B. Estimated Annual Qty of Waste	C. Unit of Measure	D. Processes									
								(1) Process Codes					(2) Process Description (if code is not entered in 7.D1))				
Technical Area 63 (continued)																	
18	1	P	1	2	0	40	P	S	0	1							
18	2	P	1	2	1	40	P	S	0	1							
18	3	P	1	2	2	40	P	S	0	1							
18	4	P	1	2	3	40	P	S	0	1							
18	5	P	1	2	7	40	P	S	0	1							
18	6	P	1	2	8	40	P	S	0	1							
18	7	P	1	8	5	40	P	S	0	1							
18	8	P	1	8	8	40	P	S	0	1							
18	9	P	1	8	9	40	P	S	0	1							
19	0	P	1	9	0	40	P	S	0	1							
19	1	P	1	9	1	40	P	S	0	1							
19	2	P	1	9	2	40	P	S	0	1							
19	3	P	1	9	4	40	P	S	0	1							
19	4	P	1	9	6	40	P	S	0	1							
19	5	P	1	9	7	40	P	S	0	1							
19	6	P	1	9	8	40	P	S	0	1							
19	7	P	1	9	9	40	P	S	0	1							
19	8	P	2	0	1	40	P	S	0	1							
19	9	P	2	0	2	40	P	S	0	1							
20	0	P	2	0	3	40	P	S	0	1							
20	1	P	2	0	4	40	P	S	0	1							
20	2	P	2	0	5	40	P	S	0	1							
20	3	U	0	0	1	40	P	S	0	1							
20	4	U	0	0	2	70	P	S	0	1							
20	5	U	0	0	3	40	P	S	0	1							
20	6	U	0	0	4	40	P	S	0	1							
20	7	U	0	0	5	40	P	S	0	1							
20	8	U	0	0	6	40	P	S	0	1							
20	9	U	0	0	7	40	P	S	0	1							
21	0	U	0	0	8	40	P	S	0	1							
21	1	U	0	0	9	40	P	S	0	1							
21	2	U	0	1	0	40	P	S	0	1							
21	3	U	0	1	1	40	P	S	0	1							
21	4	U	0	1	2	40	P	S	0	1							
21	5	U	0	1	4	40	P	S	0	1							
21	6	U	0	1	5	40	P	S	0	1							

7. Description of Hazardous Wastes (Enter codes for Items 7.A, 7.C and 7.D(1)) (continued)

Line No.	A. EPA Hazardous Waste No.					B. Estimated Annual Qty of Waste	C. Unit of Measure	D. Processes									
								(1) Process Codes					(2) Process Description (if code is not entered in 7.D1))				
Technical Area 63 (continued)																	
21	7	U	0	1	6	40	P	S	0	1							
21	8	U	0	1	7	40	P	S	0	1							
21	9	U	0	1	8	40	P	S	0	1							
22	0	U	0	1	9	40	P	S	0	1							
22	1	U	0	2	0	40	P	S	0	1							
22	2	U	0	2	1	40	P	S	0	1							
22	3	U	0	2	2	40	P	S	0	1							
22	4	U	0	2	3	40	P	S	0	1							
22	5	U	0	2	4	40	P	S	0	1							
22	6	U	0	2	5	40	P	S	0	1							
22	7	U	0	2	6	40	P	S	0	1							
22	8	U	0	2	7	40	P	S	0	1							
22	9	U	0	2	8	40	P	S	0	1							
23	0	U	0	2	9	40	P	S	0	1							
23	1	U	0	3	0	40	P	S	0	1							
23	2	U	0	3	1	40	P	S	0	1							
23	3	U	0	3	2	40	P	S	0	1							
23	4	U	0	3	3	40	P	S	0	1							
23	5	U	0	3	4	40	P	S	0	1							
23	6	U	0	3	5	40	P	S	0	1							
23	7	U	0	3	6	40	P	S	0	1							
23	8	U	0	3	7	40	P	S	0	1							
23	9	U	0	3	8	40	P	S	0	1							
24	0	U	0	3	9	40	P	S	0	1							
24	1	U	0	4	1	40	P	S	0	1							
24	2	U	0	4	2	40	P	S	0	1							
24	3	U	0	4	3	40	P	S	0	1							
24	4	U	0	4	4	40	P	S	0	1							
24	5	U	0	4	5	40	P	S	0	1							
24	6	U	0	4	6	40	P	S	0	1							
24	7	U	0	4	7	40	P	S	0	1							
24	8	U	0	4	8	40	P	S	0	1							
24	9	U	0	4	9	40	P	S	0	1							
25	0	U	0	5	0	40	P	S	0	1							
25	1	U	0	5	1	40	P	S	0	1							
25	2	U	0	5	2	40	P	S	0	1							

7. Description of Hazardous Wastes (Enter codes for Items 7.A, 7.C and 7.D(1)) (continued)

Line No.	A. EPA Hazardous Waste No.					B. Estimated Annual Qty of Waste	C. Unit of Measure	D. Processes									
								(1) Process Codes					(2) Process Description (if code is not entered in 7.D1))				
Technical Area 63 (continued)																	
25	3	U	0	5	3	40	P	S	0	1							
25	4	U	0	5	5	40	P	S	0	1							
25	5	U	0	5	6	40	P	S	0	1							
25	6	U	0	5	7	40	P	S	0	1							
25	7	U	0	5	8	40	P	S	0	1							
25	8	U	0	5	9	40	P	S	0	1							
25	9	U	0	6	0	40	P	S	0	1							
26	0	U	0	6	1	40	P	S	0	1							
26	1	U	0	6	2	40	P	S	0	1							
26	2	U	0	6	3	40	P	S	0	1							
26	3	U	0	6	4	40	P	S	0	1							
26	4	U	0	6	6	40	P	S	0	1							
26	5	U	0	6	7	40	P	S	0	1							
26	6	U	0	6	8	40	P	S	0	1							
26	7	U	0	6	9	40	P	S	0	1							
26	8	U	0	7	0	40	P	S	0	1							
26	9	U	0	7	1	40	P	S	0	1							
27	0	U	0	7	2	40	P	S	0	1							
27	1	U	0	7	3	40	P	S	0	1							
27	2	U	0	7	4	40	P	S	0	1							
27	3	U	0	7	5	40	P	S	0	1							
27	4	U	0	7	6	40	P	S	0	1							
27	5	U	0	7	7	40	P	S	0	1							
27	6	U	0	7	8	40	P	S	0	1							
27	7	U	0	7	9	40	P	S	0	1							
27	8	U	0	8	0	120	P	S	0	1							
27	9	U	0	8	1	40	P	S	0	1							
28	0	U	0	8	2	40	P	S	0	1							
28	1	U	0	8	3	40	P	S	0	1							
28	2	U	0	8	4	40	P	S	0	1							
28	3	U	0	8	5	40	P	S	0	1							
28	4	U	0	8	6	40	P	S	0	1							
28	5	U	0	8	7	40	P	S	0	1							
28	6	U	0	8	8	40	P	S	0	1							
28	7	U	0	8	9	40	P	S	0	1							
28	8	U	0	9	0	40	P	S	0	1							

7. Description of Hazardous Wastes (Enter codes for Items 7.A, 7.C and 7.D(1)) (continued)

Line No.	A. EPA Hazardous Waste No.					B. Estimated Annual Qty of Waste	C. Unit of Measure	D. Processes									
								(1) Process Codes					(2) Process Description (if code is not entered in 7.D1))				
Technical Area 63 (continued)																	
28	9	U	0	9	1	40	P	S	0	1							
29	0	U	0	9	2	40	P	S	0	1							
29	1	U	0	9	3	40	P	S	0	1							
29	2	U	0	9	4	40	P	S	0	1							
29	3	U	0	9	5	40	P	S	0	1							
29	4	U	0	9	6	40	P	S	0	1							
29	5	U	0	9	7	40	P	S	0	1							
29	6	U	0	9	8	40	P	S	0	1							
29	7	U	0	9	9	40	P	S	0	1							
29	8	U	1	0	1	40	P	S	0	1							
29	9	U	1	0	2	40	P	S	0	1							
30	0	U	1	0	3	40	P	S	0	1							
30	1	U	1	0	5	40	P	S	0	1							
30	2	U	1	0	6	40	P	S	0	1							
30	3	U	1	0	7	40	P	S	0	1							
30	4	U	1	0	8	40	P	S	0	1							
30	5	U	1	0	9	40	P	S	0	1							
30	6	U	1	1	0	40	P	S	0	1							
30	7	U	1	1	1	40	P	S	0	1							
30	8	U	1	1	2	40	P	S	0	1							
30	9	U	1	1	3	40	P	S	0	1							
31	0	U	1	1	4	40	P	S	0	1							
31	1	U	1	1	5	40	P	S	0	1							
31	2	U	1	1	6	40	P	S	0	1							
31	3	U	1	1	7	40	P	S	0	1							
31	4	U	1	1	8	40	P	S	0	1							
31	5	U	1	1	9	40	P	S	0	1							
31	6	U	1	2	0	40	P	S	0	1							
31	7	U	1	2	1	40	P	S	0	1							
31	8	U	1	2	2	70	P	S	0	1							
31	9	U	1	2	3	40	P	S	0	1							
32	0	U	1	2	4	40	P	S	0	1							
32	1	U	1	2	5	40	P	S	0	1							
32	2	U	1	2	6	40	P	S	0	1							
32	3	U	1	2	7	40	P	S	0	1							
32	4	U	1	2	8	40	P	S	0	1							

7. Description of Hazardous Wastes (Enter codes for Items 7.A, 7.C and 7.D(1)) (continued)

Line No.	A. EPA Hazardous Waste No.					B. Estimated Annual Qty of Waste	C. Unit of Measure	D. Processes									
								(1) Process Codes					(2) Process Description (if code is not entered in 7.D1))				
Technical Area 63 (continued)																	
32	5	U	1	2	9	40	P	S	0	1							
32	6	U	1	3	0	40	P	S	0	1							
32	7	U	1	3	1	40	P	S	0	1							
32	8	U	1	3	2	40	P	S	0	1							
32	9	U	1	3	3	40	P	S	0	1							
33	0	U	1	3	4	120	P	S	0	1							
33	1	U	1	3	5	40	P	S	0	1							
33	2	U	1	3	6	40	P	S	0	1							
33	3	U	1	3	7	40	P	S	0	1							
33	4	U	1	3	8	40	P	S	0	1							
33	5	U	1	4	0	40	P	S	0	1							
33	6	U	1	4	1	40	P	S	0	1							
33	7	U	1	4	2	40	P	S	0	1							
33	8	U	1	4	3	40	P	S	0	1							
33	9	U	1	4	4	40	P	S	0	1							
34	0	U	1	4	5	40	P	S	0	1							
34	1	U	1	4	6	40	P	S	0	1							
34	2	U	1	4	7	40	P	S	0	1							
34	3	U	1	4	8	40	P	S	0	1							
34	4	U	1	4	9	40	P	S	0	1							
34	5	U	1	5	0	40	P	S	0	1							
34	6	U	1	5	1	70	P	S	0	1							
34	7	U	1	5	2	40	P	S	0	1							
34	8	U	1	5	3	40	P	S	0	1							
34	9	U	1	5	4	40	P	S	0	1							
35	0	U	1	5	5	40	P	S	0	1							
35	1	U	1	5	6	40	P	S	0	1							
35	2	U	1	5	7	40	P	S	0	1							
35	3	U	1	5	8	40	P	S	0	1							
35	4	U	1	5	9	40	P	S	0	1							
35	5	U	1	6	0	40	P	S	0	1							
35	6	U	1	6	1	40	P	S	0	1							
35	7	U	1	6	2	40	P	S	0	1							
35	8	U	1	6	3	40	P	S	0	1							
35	9	U	1	6	4	40	P	S	0	1							
36	0	U	1	6	5	40	P	S	0	1							

7. Description of Hazardous Wastes (Enter codes for Items 7.A, 7.C and 7.D(1)) (continued)

Line No.	A. EPA Hazardous Waste No.					B. Estimated Annual Qty of Waste	C. Unit of Measure	D. Processes									
								(1) Process Codes					(2) Process Description (if code is not entered in 7.D1))				
Technical Area 63 (continued)																	
36	1	U	1	6	6	40	P	S	0	1							
36	2	U	1	6	7	40	P	S	0	1							
36	3	U	1	6	8	40	P	S	0	1							
36	4	U	1	6	9	40	P	S	0	1							
36	5	U	1	7	0	40	P	S	0	1							
36	6	U	1	7	1	40	P	S	0	1							
36	7	U	1	7	2	40	P	S	0	1							
36	8	U	1	7	3	40	P	S	0	1							
36	9	U	1	7	4	40	P	S	0	1							
37	0	U	1	7	6	40	P	S	0	1							
37	1	U	1	7	7	40	P	S	0	1							
37	2	U	1	7	8	40	P	S	0	1							
37	3	U	1	7	9	40	P	S	0	1							
37	4	U	1	8	0	40	P	S	0	1							
37	5	U	1	8	1	40	P	S	0	1							
37	6	U	1	8	2	40	P	S	0	1							
37	7	U	1	8	3	40	P	S	0	1							
37	8	U	1	8	4	40	P	S	0	1							
37	9	U	1	8	5	40	P	S	0	1							
38	0	U	1	8	6	40	P	S	0	1							
38	1	U	1	8	7	40	P	S	0	1							
38	2	U	1	8	8	40	P	S	0	1							
38	3	U	1	8	9	40	P	S	0	1							
38	4	U	1	9	0	40	P	S	0	1							
38	5	U	1	9	1	40	P	S	0	1							
38	6	U	1	9	2	40	P	S	0	1							
38	7	U	1	9	3	40	P	S	0	1							
38	8	U	1	9	4	40	P	S	0	1							
38	9	U	1	9	6	40	P	S	0	1							
39	0	U	1	9	7	40	P	S	0	1							
39	1	U	2	0	0	40	P	S	0	1							
39	2	U	2	0	1	40	P	S	0	1							
39	3	U	2	0	2	40	P	S	0	1							
39	4	U	2	0	3	40	P	S	0	1							
39	5	U	2	0	4	40	P	S	0	1							
39	6	U	2	0	5	40	P	S	0	1							

7. Description of Hazardous Wastes (Enter codes for Items 7.A, 7.C and 7.D(1)) (continued)

Line No.	A. EPA Hazardous Waste No.					B. Estimated Annual Qty of Waste	C. Unit of Measure	D. Processes											
								(1) Process Codes				(2) Process Description (if code is not entered in 7.D1))							
Technical Area 63 (continued)																			
39	7	U	2	0	6	40	P	S	0	1									
39	8	U	2	0	7	40	P	S	0	1									
39	9	U	2	0	8	40	P	S	0	1									
40	0	U	2	0	9	40	P	S	0	1									
40	1	U	2	1	0	40	P	S	0	1									
40	2	U	2	1	1	40	P	S	0	1									
40	3	U	2	1	3	40	P	S	0	1									
40	4	U	2	1	4	40	P	S	0	1									
40	5	U	2	1	5	40	P	S	0	1									
40	6	U	2	1	6	40	P	S	0	1									
40	7	U	2	1	7	40	P	S	0	1									
40	8	U	2	1	8	40	P	S	0	1									
40	9	U	2	1	9	40	P	S	0	1									
41	0	U	2	2	0	70	P	S	0	1									
41	1	U	2	2	1	40	P	S	0	1									
41	2	U	2	2	2	40	P	S	0	1									
41	3	U	2	2	3	40	P	S	0	1									
41	4	U	2	2	5	40	P	S	0	1									
41	5	U	2	2	6	70	P	S	0	1									
41	6	U	2	2	7	40	P	S	0	1									
41	7	U	2	2	8	70	P	S	0	1									
41	8	U	2	3	4	40	P	S	0	1									
41	9	U	2	3	5	40	P	S	0	1									
42	0	U	2	3	6	40	P	S	0	1									
42	1	U	2	3	7	40	P	S	0	1									
42	2	U	2	3	8	40	P	S	0	1									
42	3	U	2	3	9	70	P	S	0	1									
42	4	U	2	4	0	40	P	S	0	1									
42	5	U	2	4	3	40	P	S	0	1									
42	6	U	2	4	4	40	P	S	0	1									
42	7	U	2	4	6	40	P	S	0	1									
42	8	U	2	4	7	40	P	S	0	1									
42	9	U	2	4	8	40	P	S	0	1									
43	0	U	2	4	9	40	P	S	0	1									
43	1	U	2	7	1	40	P	S	0	1									
43	2	U	2	7	8	40	P	S	0	1									

7. Description of Hazardous Wastes (Enter codes for Items 7.A, 7.C and 7.D(1)) (continued)

Line No.	A. EPA Hazardous Waste No.					B. Estimated Annual Qty of Waste	C. Unit of Measure	D. Processes									
								(1) Process Codes					(2) Process Description (if code is not entered in 7.D1))				
Technical Area 63 (continued)																	
43	3	U	2	7	9	40	P	S	0	1							
43	4	U	2	8	0	40	P	S	0	1							
43	5	U	3	2	8	40	P	S	0	1							
43	6	U	3	5	3	40	P	S	0	1							
43	7	U	3	5	9	40	P	S	0	1							
43	8	U	3	6	4	40	P	S	0	1							
43	9	U	3	6	7	40	P	S	0	1							
44	0	U	3	7	2	40	P	S	0	1							
44	1	U	3	7	3	40	P	S	0	1							
44	2	U	3	8	7	40	P	S	0	1							
44	3	U	3	8	9	40	P	S	0	1							
44	4	U	3	9	4	40	P	S	0	1							
44	5	U	3	9	5	40	P	S	0	1							
44	6	U	4	0	4	40	P	S	0	1							
44	7	U	4	0	9	40	P	S	0	1							
44	8	U	4	1	0	40	P	S	0	1							
44	9	U	4	1	1	40	P	S	0	1							

Attachment 2

Certification Page for Class 1 Permit Modification Request With Prior Approval



Request for Class 1 Permit Modification with Prior Approval to Add a Treatment Process to Technical Area 50, Building 69 Waste Characterization Reduction Repackaging Facility in the Los Alamos National Laboratory Hazardous Waste Facility Permit

CERTIFICATION

I certify under penalty of law that this document and all attachments were prepared under my direction or supervision according to a system designed to assure that qualified personnel properly gather and evaluate the information submitted. Based on my inquiry of the person or persons who manage the system or those persons directly responsible for gathering the information, the information submitted is, to the best of my knowledge and belief, true, accurate, and complete. I am aware that there are significant penalties for submitting false information, including the possibility of fine and imprisonment for knowing violations.

STEVEN STORY Digitally signed by STEVEN STORY (Affiliate)
Date: 2023.07.05 09:01:59 -06'00'
(Affiliate)

7/5/23

Steven L. Story
Acting Division Leader
Environmental Protection and Compliance Division
Triad National Security, LLC
Los Alamos National Laboratory

Date Signed

Robert A. Gallegos Digitally signed by Robert A. Gallegos
Date: 2023.07.18 12:29:27 -06'00'

Robert A. Gallegos
Environmental Permitting and Compliance Program Manager
National Nuclear Security Administration
Los Alamos Field Office
U.S. Department of Energy

Date Signed