DEPARTMENT OF ENERGY
Environmental Management Los Alamos Field Office (EM-LA)
Los Alamos, New Mexico 87544

RECEIVED
SEP 27 2022
NMED Hazardous Waste Bureau

EMLA-2022-BF162-02-001

September 27, 2022

Mr. Rick Shean
Bureau Chief
Hazardous Waste Bureau
New Mexico Environment Department
2905 Rodeo Park Drive East, Building 1
Santa Fe, NM 87505-6313

Subject: Submittal of the 2022 Annual Long-Term Monitoring and Maintenance Report for the Corrective Measures Implementation at Former 260 Outfall Area

Dear Mr. Shean:

Enclosed please find two hard copies with electronic files of the "2022 Annual Long-Term Monitoring and Maintenance Report for the Corrective Measures Implementation at Former 260 Outfall Area." This report summarizes activities completed from August 2021 to July 2022 related to monitoring and maintenance of the Technical Area 16 260 Outfall former settling pond cap; monitoring of the surge bed water levels; monitoring of water quality at select springs and alluvial seep; and monitoring of alluvial groundwater and surface water quality at select locations within Cañon de Valle, S-Site Canyon, Pajarito Canyon, Water Canyon, and Fishladder Canyon.

If you have any questions, please contact Patrick McGuire at (505) 709-7918 (patrick.mcguire@em-la.doe.gov) or Cheryl Rodriguez at (505) 414-0450 (cheryl.rodriguez@em.doe.gov).

Sincerely,

ARTURO DURAN
Digitally signed by ARTURO DURAN
Date: 2022.09.23 11:15:30 -06'00'

Arturo Q. Duran
Compliance and Permitting Manager
U.S. Department of Energy
Environmental Management
Los Alamos Field Office

Enclosure(s):
1. Two hard copies with electronic files:
   2022 Annual Long-Term Monitoring and Maintenance Report for the Corrective Measures Implementation at Former 260 Outfall Area (EM2022-0614)

cc (letter with CD enclosure[s])
Laurie King, EPA Region 6, Dallas, TX
Raymond Martinez, San Ildefonso Pueblo, NM
Dino Chavarria, Santa Clara Pueblo, NM
Steve Yanicak, NMED-DOE-OB
Christopher Catechis, NMED-RPD
Jennifer Payne, LANL
Stephen Hoffman, NA-LA
Cheryl Rodriguez, EM-LA
emla.docs@em.doe.gov
n3brecords@em-la.doe.gov
Public Reading Room (EPRR)
PRS Website

cc (Letter emailed)
William Alexander, N3B
Ryan Flynn, N3B
Ashley Kowalewski, N3B
Kim Lebak, N3B
Joseph Legare, N3B
Robert Macfarlane, N3B
Pamela Maestas, N3B
Christian Maupin, N3B
Patrick McGuire, N3B
Joseph Sena, N3B
Troy Thomson, N3B
Amanda White, N3B
M. Lee Bishop, EM-LA
John Evans, EM-LA
Michael Mikolanis, EM-LA
David Nickless, EM-LA
Hai Shen, EM-LA

September 2022
EM2022-0614

2022 Annual Long-Term Monitoring and Maintenance Report for the Corrective Measures Implementation at Former 260 Outfall Area

N3B Los Alamos

Newport News Nuclear BWXT-Los Alamos, LLC (N3B), under the U.S. Department of Energy Office of Environmental Management Contract No. 89303318CEM000007 (the Los Alamos Legacy Cleanup Contract), has prepared this document pursuant to the Compliance Order on Consent, signed June 24, 2016. The Compliance Order on Consent contains requirements for the investigation and cleanup, including corrective action, of contamination at Los Alamos National Laboratory. The U.S. government has rights to use, reproduce, and distribute this document. The public may copy and use this document without charge, provided that this notice and any statement of authorship are reproduced on all copies.

EM2022-0614

2022 Annual Long-Term Monitoring and Maintenance Report for the Corrective Measures Implementation at Former 260 Outfall Area

September 2022

Responsible program director:

Ryan Flynn		Program Director	Water Program	September 14, 2022
Printed Name	Signature	Title	Organization	Date

Responsible N3B representative:

Troy Thomson		Program Manager	N3B Environmental Remediation Program	September 14, 2022
Printed Name	Signature	Title	Organization	Date

Responsible DOE EM-LA representative:

Arturo Q. Duran	ARTURO DURAN Digitally signed by ARTURO DURAN Date: 2022.09.23 11:15:54 -06'00'	Compliance and Permitting Manage	Office of Quality and Regulatory Compliance	
Printed Name	Signature	Title	Organization	Date

CONTENTS

1.0 INTRODUCTION 1
1.1 Regulatory Context 1
1.2 Conceptual Model for Transport of RDX and Barium 2
1.3 Monitoring Objectives 3
2.0 LONG-TERM MONITORING AND MAINTENANCE SAMPLING AND RESULTS 4
2.1 Sampling 4
2.2 Sampling Locations 4
2.3 Deviations 6
3.0 INSPECTION AND MAINTENANCE 6
3.1 Low-Permeability Cap 6
3.2 Surge Bed Monitoring Well 7
4.0 DISCUSSION AND CONCLUSIONS 7
4.1 RDX 7
4.2 Barium 9
4.3 Other Analytes Exceeding their Respective Screening Levels 10
4.4 Conclusions 10
5.0 RECOMMENDATIONS 10
6.0 REFERENCES AND MAP DATA SOURCES 11
6.1 References 11
6.2 Map Data Sources 12

Figures

Figure 1.0-1 Long-Term Monitoring and Maintenance Plan locations 13
Figure 4.1-1 Cañon de Valle segment 1 RDX data record 14
Figure 4.1-2 Cañon de Valle segment 2 RDX data record 14
Figure 4.1-3 S-Site Canyon RDX data record 15
Figure 4.1-4 Pajarito Canyon RDX data record 15
Figure 4.1-5 Water Canyon RDX data record 16
Figure 4.1-6 Fishladder Canyon RDX data record 16
Figure 4.2-1 Cañon de Valle segment 1 barium data record 17
Figure 4.2-2 Cañon de Valle segment 2 barium data record 17
Figure 4.2-3 S-Site Canyon barium data record 18
Figure 4.2-4 Pajarito Canyon barium data record 18
Figure 4.2-5 Water Canyon barium data record 19
Figure 4.2-6 Fishladder Canyon barium data record 19

Tables

Table 2.1-1 Monitoring Locations, Analytes, and Frequency 21
Table 2.1-2 Long-Term Monitoring and Maintenance Plan Sampling Program Field Parameters 22
Table 2.2-1 RDX Concentrations in Groundwater, Surface Water, and Springs 23
Table 2.2-2 Barium Concentrations in Groundwater, Surface Water, and Springs 24
Table 2.2-3 Analytes Exceeding Screening Levels 25

Appendices

Appendix A Field Forms Associated with Sample Collection

Appendix B Analytical Suites and Results (on CD included with this document)

Appendix C Inspection Forms

Appendix D Surge Bed Monitoring Well Transducer Data (on CD included with this document)

Appendix E Mann-Kendall Trend Analysis

Plates

Plate 1 RDX concentrations across the canyons

Plate 2 Barium concentrations across the canyons

1.0 INTRODUCTION

This "2022 Annual Long-Term Monitoring and Maintenance Report for the Corrective Measures Implementation at Former 260 Outfall Area" (hereafter, the Long-Term Monitoring and Maintenance Report) within Technical Area 16 (TA-16) at Los Alamos National Laboratory (LANL or the Laboratory), which follows the Long-Term Monitoring and Maintenance Plan requirements specified in Appendix A to the "Remedy Completion Report for Corrective Measures Implementation at Consolidated Unit 16-021(c)-99" (hereafter the corrective measures implementation [CMI] remedy completion report) (LANL 2017, 602597). This annual Long-Term Monitoring and Maintenance Report covers the reporting period from August 2021 to July 2022 and includes information from two semiannual sampling events, the first in September 2021 and the second in March 2022.

The 260 Outfall area consists of the high-explosives- (HE-) machining building (building 16-260) and associated sumps, drainlines, and troughs that formerly discharged into the 260 Outfall drainage channel. The 260 Outfall drainage channel consists of the outfall, a former settling pond, and the lower portion of the drainage channel leading to Cañon de Valle (Figure 1.0-1). Historically, HE-contaminated water from the outfall entered the former settling pond and drained into the 260 Outfall drainage channel.

Corrective measures were implemented to address HE associated with the 260 Outfall, including Royal Demolition Explosive (RDX) and barium (a byproduct of processing HE Baratol), which are the primary contaminants addressed in the CMI remedy completion report (LANL 2017, 602597) and discussed in this report. Other compounds associated with the 260 Outfall include Her Majesty's Explosive (HMX); 2,4,6-trinitrotoluene (TNT); volatile organic compounds (VOCs); metals; and HE byproducts and degradation products. As part of the Long-Term Monitoring and Maintenance Plan, other analytes measured include semivolatile organic compounds (SVOCs), general inorganics, nitrogen-15/oxygen-18 isotopes in nitrate, and radionuclides. Where appropriate, these compounds are screened in accordance with the criteria established by the 2016 Compliance Order on Consent (Consent Order), and any compounds exceeding their respective screening levels are further discussed in this report. Additionally, field parameters (e.g., dissolved oxygen, oxidation-reduction potential [ORP], pH, specific conductance, temperature, and turbidity) were collected at select locations, and measurement results are provided.

This report discusses:

- monitoring and maintenance of the Outfall 260 former settling pond cap;
- monitoring of the surge bed water levels;
- monitoring of water quality at Sanitary Wastewater Systems Consolidation (SWSC) Spring, Burning Ground Spring, Martin Spring, Bulldog Spring, and the permeable reactive barrier (PRB) alluvial seep (16-61439); and
- monitoring of groundwater and surface water (base flow) quality at select locations within Cañon de Valle, S-Site Canyon, Pajarito Canyon, Water Canyon, and Fishladder Canyon.

1.1 Regulatory Context

Long-term monitoring and maintenance activities follow the approach put forth in the CMI remedy completion report for corrective measures at Consolidated Unit 16-012(c)-99 (LANL 2017, 602597). The long-term water quality monitoring activities complement and integrate with the "Interim Facility-Wide Groundwater Monitoring Plan for the 2021 Monitoring Year, October 2020–September 2021, Revision 1" (N3B 2020, 701041) and the "Interim Facility-Wide Groundwater Monitoring Plan for the 2022 Monitoring

Year, October 2021–September 2022, Revision 1" (N3B 2021, 701672) (IFGMP) for groundwater and surface water monitoring. Newport News Nuclear BWXT-Los Alamos, LLC (N3B) has implemented the IFGMP in accordance with Section XII of the Consent Order. The Long-Term Monitoring and Maintenance Plan was included in the CMI remedy completion report, Appendix A (LANL 2017, 602597). NMED approved the CMI remedy completion report on November 27, 2017 (NMED 2017, 602758).

Monitoring of groundwater from springs (including SWSC, Burning Ground, Bulldog, and Martin), alluvial wells, and intermediate and regional wells in the vicinity of, and downgradient of, the 260 Outfall, has historically been conducted as part of the TA-16 260 monitoring group activities conducted under the IFGMP. With the completion of surface CMI activities at Consolidated Unit 16-021(c)-99 and NMED's approval of the "Remedy Completion Report for Corrective Measures Implementation at Consolidated Unit 16-021(c)-99," including the Long-Term Monitoring and Maintenance Plan (LANL 2017, 602597; NMED 2017, 602758), the monitoring of surface water, alluvial groundwater, and springs has been incorporated into the IFGMP.

1.2 Conceptual Model for Transport of RDX and Barium

RDX and barium were the primary chemicals of potential concern (COPCs) in alluvial groundwater during the surface CMIs from 1999 to 2010 (LANL 2007, 098192). RDX, the most significant COPC within Cañon de Valle and Water Canyon (LANL 2017, 602597), is a mobile compound that does not sorb strongly to environmental media and is readily transported in water. RDX dissolved in groundwater will partition between dissolved and sorbed RDX; it sorbs minimally to tuff and sediment, with greater sorption if organic carbon is present. RDX can be degraded both biologically (i.e., microbial degradation) and chemically (hydrolysis) (LANL 2017, 602597). Long-term reduction of RDX is anticipated because of source removal—the elimination of the original outfall source of RDX with the cessation of National Pollutant Discharge Elimination System [NPDES] discharges into Cañon de Valle [1996], surface removal activities conducted in 2001, and the surface CMI in 2009 and 2010)—and from naturally-occurring degradation processes.

A review of the concentrations of RDX detected in alluvial monitoring wells indicates that RDX is either below the screening level of 9.66 µg/L, or that concentrations are showing a long-term declines. The CMI remedy completion report (LANL 2017, 602597) reported that the majority of detections of RDX in alluvial wells in Cañon de Valle were near or below the screening level. Higher concentrations of RDX have been observed in alluvial monitoring wells downstream of the 260 Outfall in the past 20 yr.

Although the majority of RDX concentrations in discharges from SWSC, Burning Ground, and Martin Springs and 16-61439 (PRB alluvial seep) from 2000 to 2020 were above the screening level, overall concentrations are either less than when first detected, or are declining, likely because of the RDX source-reduction actions that were implemented at Outfall 260 (LANL 2017, 602597). At Bulldog Spring, RDX concentrations remained below the screening level, except for one sample collected in September 2021. In September 2021 and March 2022, RDX was detected above the screening value at Burning Ground Spring and 16-61439. No concentrations were reported for SWSC Spring or Martin Spring in September 2021 or March 2022because there was insufficient water for sampling.

The objective of long-term monitoring at each spring is to ensure that concentrations remain low or stable with time and that the regional aquifer is protected. The September 2021 and March 2022 RDX sampling results at Burning Ground Spring and 16-61439 are consistent with past results and with the description in the CMI remedy completion report (LANL 2017, 602597), and are considered protective of nearby surface water and alluvial groundwater because the concentrations decrease dramatically as the distance increases away from the source.

Barium was also targeted for removal during Outfall 260 source-removal activities. With the cessation of discharge from Outfall 260 to Cañon de Valle, the estimated inventory of barium has been significantly reduced (LANL 2002, 073706); however, elevated barium concentrations in Cañon de Valle alluvial groundwater and surface water persist (LANL 2017, 602597).

Barium mobility is controlled by sorption and the dynamics of surface and alluvial hydrology. Barium continues to be mobilized by fluctuating water levels in the alluvium. Barium is also irreversibly removed from groundwater when barite (barium sulfate) precipitates. However, because witherite (barium carbonate) is also present and dissolves when wet, barium concentrations in alluvial groundwater remain elevated, buffered by the geochemical processes (LANL 2017, 602597).

Barium is more persistent in shallow groundwater within Cañon de Valle and, to a lesser extent, in Martin Spring in S-Site Canyon. However, barium is not likely to migrate to perched-intermediate groundwater or the regional aquifer given its sorptive characteristics, making it considerably less mobile than RDX in oxidizing groundwater. Although barium is well buffered in the near-surface system, natural sorptive processes slowly remove it from the system. Barium is elevated only in the surface and alluvial systems, and its mobility is limited by conditions in near-surface soils and alluvial groundwater. In addition to flushing dissolved barium from pore water and desorbing any reversibly sorbed barium, higher alluvial groundwater levels can dissolve barium minerals, primarily witherite, that are present in the unsaturated zone (Reid et al. 2005, 093660). Alternatively, declining alluvial groundwater levels will precipitate barium minerals. The presence of barium minerals partially buffers barium concentrations in surface waters and significantly buffers barium concentrations in alluvial waters (Reid et al. 2005, 093660).

Barium concentrations in alluvial groundwater within Cañon de Valle continue to be elevated. Concentrations in spring water are generally less than the screening level of 2000 µg/L. Barium concentrations show a long-term decline in alluvial groundwater samples collected from location CDV-16-02656, upgradient of the former PRB, suggesting a diminishing source. However, location CDV-16-611923, upstream of the former PRB cutoff wall, showed a significant spike in barium concentrations after the PRB was installed in 2010. Water backup behind the cutoff wall caused water levels in the alluvium above the cutoff wall to rise, saturating sediments that likely contained witherite; as the witherite dissolved, barium concentrations in groundwater spiked. The elevated barium eventually dissipated after flooding breached the cutoff wall in 2011.

Surface water and alluvial groundwater include a mix of spring water and water from upgradient locations and sources. Barium concentrations at surface water (i.e., Cañon de Valle below Material Disposal Area [MDA] P) had declined to below the screening level when last sampled in 2019, while barium concentrations in alluvial groundwater have been steadily declining. Barium concentrations remain below the screening level at Burning Ground Spring and SWSC Spring, but remain above the screening level at 16-61439 (alluvial seep) and CDV-16-02659.

1.3 Monitoring Objectives

The CMI performance objectives were to reduce concentrations of barium and RDX in alluvial groundwater to prevent their migration to deeper groundwater. The Long-Term Monitoring and Maintenance Plan established performance-monitoring points as follows:

- the five existing alluvial wells in Cañon de Valle,
- three existing alluvial wells in S-Site Canyon,
- two surface-water sampling points along the perennial surface water reach of Cañon de Valle,

- one surface-water sampling point in S-Site Canyon, and
- at the springs.

Key objectives of the long-term monitoring program include the following:

- monitoring effectiveness of the low-permeability cap and surge-bed grouting to ensure that infiltrating water does not encounter and mobilize residual COPCs in the outfall area and underlying shallow vadose zone
- monitoring the long-term trend in COPC concentrations (primarily HE and barium) in springs, surface water, and alluvial groundwater to ensure historically declining and/or stable concentrations persist

2.0 LONG-TERM MONITORING AND MAINTENANCE SAMPLING AND RESULTS

This section presents the data collected for this 2021 annual Long-Term Monitoring and Maintenance Report. The focus of the discussion is RDX and barium, which have been identified as the primary COPCs targeted in the CMIs at former 260 Outfall. Other constituents are monitored as part of long-term monitoring and maintenance, and sampling results for all constituents monitored in the 2022 long-term monitoring and maintenance program are provided in this report. The results are screened against their respective screening levels, and the constituents that exceed their screening levels are discussed in more detail.

2.1 Sampling

The purpose of the long-term monitoring activities is to:

- assess the long-term effectiveness of the CMI for Consolidated Unit 16-021(c)-99;
- monitor the long-term trends in COPC concentrations; and
- support continuous evaluation of the conceptual model for the fate and transport of residual COPCs in nearby springs, surface water, and alluvial groundwater.

Sampling of groundwater, surface water, and springs for the TA-16 260 monitoring group is conducted semiannually (LANL 2017, 602406). In the CMI remedy completion report, Appendix A (LANL 2017, 602597), the analytes and sampling frequencies proposed in the IFGMP (N3B 2018, 700000) for alluvial groundwater, surface water, and springs for the TA-16 260 monitoring group were adapted as the long-term monitoring requirements for the former 260 Outfall area. Table 2.1-1 summarizes the monitoring locations (i.e., TA-16 260 monitoring group); parameters measured; and sampling frequencies for the springs, alluvial groundwater, and surface waters that make up the 2022 long-term-monitoring program. The suite of compounds measured includes HEXMOD (i.e., RDX, HMX, TNT, and degradation byproducts), per- and polyfluoroalkyl substances (PFAS), VOCs, metals, SVOCs, general inorganics, low-level tritium, radionuclides, and nitrogen-15/oxygen-18 isotopes in nitrate. Table 2.1-2 provides a list of the field parameters and measurement results. Appendix A provides the field forms associated with sample collection.

2.2 Sampling Locations

This section presents the results for the primary COPCs associated with the Outfall 260 drainage channel (i.e., RDX and barium) and the concentrations measured in the springs, surface water, and alluvial

groundwater in Cañon de Valle, S-Site Canyon, Pajarito Canyon, Water Canyon, and Fishladder Canyon. The other constituents monitored as part of the Long-Term Monitoring and Maintenance Plan are screened against their respective screening levels, and any exceedances identified are further discussed in this section. All validated analytical results are provided in Appendix B (on CD included with this document).

To present and evaluate the results from the sampling events, the data are organized by canyon, beginning with the most upgradient sample location and moving downgradient within each canyon (Figure 1.0-1), as follows:

- Cañon de Valle segment 1
    - CDV-16-02656 (background)
    - CDV-16-02657r
    - SWSC Spring
    - Burning Ground Spring
- Cañon de Valle segment 2
    - 16-61439 (PRB alluvial seep)
    - CDV-16-611923
    - CDV-16-611937
    - Cañon de Valle below MDA P
    - CDV-16-02659
- S-Site Canyon
    - Martin Spring
    - MSC-16-06293
    - MSC-16-06294
- Pajarito Canyon
    - Bulldog Spring
    - Pajarito below S&N Ancho E Basin Confluence (Confluence)
- Water Canyon
    - Between E252 and Water at Beta
    - Water at Beta
- Fishladder Canyon
    - FLC-16-25280

As described above, the Long-Term Monitoring and Maintenance Plan prescribes the sampling of spring water, surface water, and alluvial groundwater performed on a semiannual frequency. The 2022 Long-Term Monitoring and Maintenance Plan sampling events were performed in September 2021 and March 2022. Table 2.2-1 presents the RDX results by canyon or canyon segment. Barium levels are monitored in filtered samples collected from spring water, surface water, and alluvial groundwater. Table 2.2-2 presents the barium results by canyon or canyon segment.

Analytes, other than barium or RDX, with screening levels were screened against those levels. Any exceedances are discussed in section 4, and Table 2.2-3 presents the analytes that exceeded their respective screening levels.

2.3 Deviations

Deviations from the Long-Term Monitoring and Maintenance Plan requirements, resulting from insufficient water for sampling, occurred at 14 sampling locations in 2021 and 10 locations in 2022. These locations include the following:

Location	September 2021	March 2022
CDV-16-02656	Canceled	Prioritized suite collected
CDV-16-02657r	Canceled	Canceled
SWSC Spring	Canceled	Canceled
16-61439 (PRB Alluvial Seep)	Canceled	Sampling performed per plan
CDV-16-611923	Canceled	Canceled
Cañon de Valle below MDA P	Canceled	Canceled
CDV-16-02659	Canceled	Sampling performed per plan
Martin Spring	Canceled	Canceled
MSC-16-06293	Canceled	Canceled
Pajarito below S&N Ancho E Basin Confluence	Canceled	Sampling performed per plan
Between E252 and Water at Beta	Canceled	Sampling performed per plan
Water at Beta	Canceled	Canceled
FLC-16-25280	Canceled	Canceled

Tables 2.1-2, 2.2-1, and 2.2-2 present this information and indicate whether the location was dry or had insufficient water for sampling. Burning Ground Spring, CDV-16-611937, and Bulldog Spring were sampled as planned for both MY2021 and 2022.

3.0 INSPECTION AND MAINTENANCE

Section 3.1 discusses the inspection and maintenance approach for the low-permeability cap on the former settling pond. Section 3.2 discusses monitoring of the surge-bed monitoring well installed to monitor the effectiveness of the injection grouting.

3.1 Low-Permeability Cap

The function of the low-permeability cap on top of the former settling pond is to prevent surface water run-on and infiltration into the outfall area and underlying shallow vadose zone that contain residual RDX. The low-permeability cap is inspected semiannually for evidence of settling, cracking, erosion, water ponding, undesirable vegetation growth, and animal intrusion. The spring inspection (in March or April) also checks for damage that may be associated with winter and snowmelt conditions, while the fall inspection (in September) monitors for damage from summer rainfall runoff.

In the September 2021 inspection of the low-permeability cap, no erosion, cracking, settlement, or ponding water was observed. Although there was no evidence of burrowing animals, one ponderosa pine

was removed from the cap, and the slopes were observed to be adequate for water runoff. No maintenance items were identified.

In the March 2022 inspection of the low-permeability cap, no cracking, settlement, or ponding water was observed. There was no evidence of burrowing animals, and the slopes were observed to be adequate for water runoff. Six ponderosa pines were removed from the cap. No maintenance items were identified.

The inspection forms used to document the fall and spring inspections are provided in Appendix C.

Monitoring and maintenance of the stormwater control structures at the former 260 Outfall area continue under NPDES Permit No. NM0030759 (Individual Permit or Permit), issued by the U.S. Environmental Protection Agency (EPA), Region 6, on September 30, 2010 (EPA 2010, 213450), and authorizing discharge of stormwater associated with historical industrial activities at the Laboratory. Stormwater run-on and runoff controls are installed at the site under the Individual Permit Stormwater controls to prevent erosion of the low-permeability cap, and to prevent runoff and sediment from moving farther down the 260 Outfall drainage channel. These controls currently include vegetation, earthen berms, curbing, riprap, a rock check dam, and the low-permeability cap.

When these controls are inspected as required by the Permit, this will include an additional inspection of the low-permeability cap beyond the semiannual inspections performed under the Long-Term Monitoring and Maintenance Plan. An inspection of the stormwater control structures, including the low-permeability cap at the former 260 Outfall area, was performed on July 22, 2021. The inspection form is provided in Appendix C.

3.2 Surge Bed Monitoring Well

The surge-bed monitoring well was installed to evaluate the effectiveness of the grout injected into the subsurface surge bed, and of the low-permeability cap, by monitoring for the appearance of water in the surge bed. Observations of water levels in the surge-bed monitoring well during semiannual inspections have confirmed no detectable volume of water within the well. Additionally, throughout the MY 2022 season, water levels have been monitored by a dedicated in-well transducer; no water has been detected in the surge bed monitoring well. The raw transducer data are provided in Appendix D.

4.0 DISCUSSION AND CONCLUSIONS

This section discusses the RDX and barium results from the September 2021 and March 2022 sampling events, how they compare with the historical trends (January 2012 through March 2022), and how they support the conceptual model. When appropriate, RDX and barium concentration trends were analyzed using the Mann-Kendall method. Appendix E provides graphical results of either Barium or RDX data where there is statistically significant evidence of decreasing or increasing trends. Each Mann-Kendall graph will provide an explanation of its trend to the right of each graph. In addition, this section describes other analytes (e.g., iron, manganese nitrosodiethylamine[N-], and nitrosodimethylamine[N-]) detected above their respective screening levels, and how these relate to the conditions in the alluvial groundwater.

4.1 RDX

The complete RDX data records for Cañon de Valle segments 1 and 2 are presented in Figures 4.1-1 and 4.1-2, respectively. These figures provide a comprehensive review of the RDX concentrations in waters in each segment and how the RDX sample results compare with the historical data trends. Based on a

review of these data from locations that have not been dry for several sampling events, RDX concentrations in alluvial groundwater remain below the screening level or show a long-term decline. CdV-16-02659 shows a statistically significant decline in RDX concentration (Appendix E, Figure E-4), with the last sample result below the screening level. Burning Ground Spring, Bulldog Spring, and location 16-61439 (PBR Alluvial Seep) had concentrations above the screening level. Thus, conditions in the surface water, alluvial groundwater, and springs are consistent with the concept that, while RDX concentrations vary across the canyon, RDX concentrations in most locations are below the screening level.

Plate 1 shows the spatial distribution of RDX across Cañon de Valle and S-Site Canyon since the completion of the CMI. Mann-Kendall Trend analyses were performed at various locations where data shows a statistically significant trend. Results are shown in Appendix E; figures E-1 through E-5.

The S-Site Canyon RDX data record is shown in Figure 4.1-3, and the spatial distribution of RDX detected since CMI is provided on Plate 1. The Martin Spring RDX concentrations remain above the screening level, although the sample results from the period of record (Figure 4.1-3) are consistent with the conclusion that RDX levels continue to decline over time. A Mann-Kendall trend analysis was performed on the RDX data from the period of record and shows a statistically significant decreasing trend at the 95% confidence level (Appendix E, Figure E-5). Martin Spring, MSC-16-06293, and MSC-16-06294 were dry during the last sampling event. Plate 1 shows RDX concentrations across the canyon, with no impacts to surface water downgradient of Martin Spring, suggesting that the RDX concentration in Martin Spring is a localized condition.

The Pajarito Canyon locations include a spring location at Bulldog Spring and a surface water location at the Confluence. Figure 4.1-4 presents the data record for both locations. Bulldog Spring water RDX concentrations have been consistently below the screening level, aside from the sample result in September 2021 (11.8 µg/L). At the Confluence surface water location, the RDX results are consistent with past data—concentrations are below the screening level or are not detected.

The Water Canyon RDX data record, presented in Figure 4.1-5, demonstrates that the samples are consistent with historical results, which indicate that RDX is well below the screening level or not detected. Samples from the September 2021 and March 2022 sampling events were not available for Water Canyon at Beta because the location was dry at the time of sampling; however, Between E252 and Water at Beta was sampled, and the results from March 2022 were nondetected for RDX.

Figure 4.1-6 presents the data record for the Fishladder Canyon. Data for both the September 2021 and March 2022 sample results were not available because the location had insufficient water for sampling. However, the historical record indicates no impacts to Fishladder Canyon alluvial groundwater above the RDX screening level.

The sample results support the conceptual model for RDX by demonstrating the following:

- Concentrations of RDX in alluvial monitoring wells continue to show RDX concentrations below the screening level.
- RDX concentrations for the September 2021 sampling results in water from Burning Ground Spring and Bulldog Spring were above the screening level.
- RDX concentrations for the March 2022 sampling results in water from Burning Ground Spring and PBR alluvial seep (16-61439) were above the screening level.

- Detects in the springs suggest that the spring water is not impacting alluvial groundwater, as concentrations indicate a dramatic decrease at increasing distance from the source, but may influence surface water RDX concentration during unusually wet years.

The sample results are consistent with past RDX concentration results and do not indicate a change to the RDX conceptual site model. In addition, monitoring and observations support the conclusion that the low-permeability cap and the stabilized surge-bed remedies continue to be effective.

4.2 Barium

Barium concentration data for the Cañon de Valle segments 1 and 2 are presented in Figures 4.2-1 and 4.2-2, respectively. These figures provide a comprehensive review of barium impacts to each segment since the start of the IFGMP program, and a comparison of the sample barium results with the existing data trends. A review of these data indicate that the temporal and spatial trends, and conditions in the surface water, alluvial groundwater, and springs, are consistent with conditions described in the CMI remedy report (LANL 2017, 602597); therefore, these conditions are still considered protective of the regional groundwater.

Plate 2 shows the spatial distribution of barium across Cañon de Valle segments 1 and 2 since the completion of the early phase of the CMI (i.e., cessation of the Outfall 260 discharge and first phase of soil removal). In general, barium concentrations at each location are above the screening level, but are declining at alluvial well locations. Mann-Kendall trend analyses performed on all the alluvial wells show decreasing trends, with barium concentrations at CdV-16-02656 and CdV-16-16-611937 below the screening level. Alluvial wells CdV-16-62656, CdV-16-02659, CdV-16-611923, and CdV-16-611937 all show decreasing barium concentration trends based on Mann-Kendall trend analysis. Appendix E Figures E-6 through E-12 provide the results of the Mann-Kendall trend analysis for each location.

Barium was not detected above the screening level in Pajarito Canyon and Water Canyon, which is consistent with the historical data record as seen in Figure 4.2-4 (Pajarito Canyon) and Figure 4.2-5 (Water Canyon). Sample locations in S-Site Canyon and Fishladder Canyon had insufficient water for sampling as seen in Figure 4.2-3 (S-Site Canyon) and Figure 4.2-6 (Fishladder Canyon).

Based on the sample results and comparison with the existing barium data records, the following observations support the conceptual model:

- Concentrations in springs are less than the screening level, except at 16-61439 (PRB alluvial seep).
- Barium concentrations at CdV-16-06259, CdV-16-611937, and 16-61439 remain above the screening level but continue to show long-term decline; see Appendix E for Mann-Kendall Trend Analyses.
- The other canyons in the Long-Term Monitoring and Maintenance Plan sampling program are not impacted with barium above the screening level.

As the sample results are consistent with past barium concentration results and the conceptual site model, no change to the conceptual model is indicated. The barium results are congruent with the RDX results and demonstrate the continued effectiveness of the low-permeability cap and the stabilized surge bed.

4.3 Other Analytes Exceeding their Respective Screening Levels

All the analytes monitored as part of the Long-Term Monitoring and Maintenance Plan sampling program were screened against their respective screening levels. Based on these results, iron, manganese, nitrosodiethylamine[N-], and nitrosodimethylamine[N-] were identified as compounds exceeding screening levels. Table 2.2-3 presents the analytes exceeding their respective screening levels.

During the September 2021 sampling event, iron and manganese exceeded their respective screening levels (1000 µg/L and 200 µg/L) with maximum concentrations of 8340 µg/L and 1870 µg/L, respectively, in one sample collected at CDV-16-611937 (CAWA-21-231782). The dissolved oxygen concentration in the alluvial groundwater at that sample location was measured at 1.00 mg/L, and the ORP was measured at -34.2 mV, indicating reducing conditions, likely due to the lack of fresh water flushing the groundwater. As localized conditions in the alluvial groundwater become more reduced, anaerobic bacteria convert iron and manganese into their more reduced (and more soluble) forms. The detection of iron and manganese above their screening levels in September 2021 correlates well with the localized reducing conditions in the alluvial groundwater.

In the March 2022 sampling, filtered samples at all locations except Burning Ground Spring contained iron, but only Pajarito below S&N Ancho Basin Confluence (CAPA-22-243495), at 1010 µg/L, exceeded the screening level of 1000 µg/L. Manganese at CDV-16-611937 (CAWA-22-242422) was 383 µg/L, above the screening level of 200 µg/L, though iron in that sample did not exceed 1000 µg/L. Alluvial groundwater conditions at the time of sampling measured dissolved oxygen 3.70 µg/L and ORP was measured at 59.5 mV, indicating oxidizing conditions.

In March 2022, nitrosodiethylamine[N-] exceeded its screening level (0.00167 µg/L) with a concentrations of 0.00214 µg/L at Bulldog Spring. Nitrosodimethylamine[N-] also exceeded its screening level (0.00491 µg/L) at Burning Ground Spring with a concentration of 0.00513 µg/L.

4.4 Conclusions

The CMI objectives were to reduce the concentrations of barium and RDX in alluvial groundwater, to prevent the migration of these compounds into deeper groundwater. The Long-Term Monitoring and Maintenance Plan was implemented to (1) monitor the performance of the CMI in terms of these objectives, to evaluate the effectiveness of the low-permeability cap and surge-bed grouting in ensuring that infiltrating water does not encounter and mobilize residual RDX in the outfall area and underlying shallow vadose zone, and (2) monitor the long-term trend in concentrations of RDX and barium in springs, surface water, and alluvial groundwater, to ensure that historically-declining and/or stable concentrations persist. The 2022 sampling and inspection program has met these objectives.

5.0 RECOMMENDATIONS

Based on the results from the September 2021 and March 2022 semiannual sampling events and the inspections of the low-permeability cap and surge-bed grouting addressed in this report, EM-LA recommends that the Long-Term Monitoring and Maintenance Plan continue through MY 2023 Sampling and inspection will continue to evaluate the effectiveness of the low-permeability cap and surge-bed grouting, and to monitor the long-term trends in COPC (RDX and barium) concentrations. Alluvial groundwater, surface water, and spring water are anticipated to continue showing stable or declining concentrations of RDX and barium. If the data show a significant increase in COPC concentrations over time, the conditions in the vicinity of former 260 Outfall will be reassessed to identify the cause and evaluate whether additional corrective action is necessary.

Inspections of the low-permeability cap and surge bed will continue on a semiannual basis. If maintenance items are identified, they will be promptly addressed and reported in the subsequent annual report.

6.0 REFERENCES AND MAP DATA SOURCES

6.1 References

The following reference list includes documents cited in this report. Parenthetical information following each reference provides the author(s), publication date, and ERID, ESHID, or EMID. ERIDs were assigned by Los Alamos National Laboratory's (the Laboratory's) Associate Directorate for Environmental Management (IDs through 599999); ESHIDs were assigned by the Laboratory's Associate Directorate for Environment, Safety, and Health (IDs 600000 through 699999); and EMIDs are assigned by N3B (IDs 700000 and above).

EPA (U.S. Environmental Protection Agency), September 30, 2010. "Authorization to Discharge under the National Pollutant Discharge Elimination System, NPDES Permit No. NM 0030759," Region 6, Dallas, Texas. (EPA 2010, 213450)

LANL (Los Alamos National Laboratory), July 2002. "Interim Measure Report for Potential Release Site 16-021(c)-99," Los Alamos National Laboratory document LA-UR-02-4229, Los Alamos, New Mexico. (LANL 2002, 073706)

LANL (Los Alamos National Laboratory), July 2007. "Corrective Measures Implementation Plan for Consolidated Unit 16-021(c)-99, Revision 1," Los Alamos National Laboratory document LA-UR-07-4715, Los Alamos, New Mexico. (LANL 2007, 098192)

LANL (Los Alamos National Laboratory), May 2017. "Interim Facility-Wide Groundwater Monitoring Plan for the 2018 Monitoring Year, October 2017–September 2018," Los Alamos National Laboratory document LA-UR-16-24070, Los Alamos, New Mexico. (LANL 2017, 602406)

LANL (Los Alamos National Laboratory), September 2017. "Remedy Completion Report for Corrective Measures Implementation at Consolidated Unit 16-021(c)-99," Los Alamos National Laboratory document LA-UR-17-27678, Los Alamos, New Mexico. (LANL 2017, 602597)

N3B (Newport News Nuclear BWXT-Los Alamos, LLC), May 2018. "Interim Facility-Wide Groundwater Monitoring Plan for the 2019 Monitoring Year, October 2018–September 2019," Newport News Nuclear BWXT-Los Alamos, LLC, document EM2018-0004, Los Alamos, New Mexico. (N3B 2018, 700000)

N3B (Newport News Nuclear BWXT-Los Alamos, LLC), September 2020. "Interim Facility-Wide Groundwater Monitoring Plan for the 2021 Monitoring Year, October 2020–September 2021, Revision 1," Newport News Nuclear BWXT-Los Alamos, LLC, document EM2020-0404, Los Alamos, New Mexico. (N3B 2020, 701041)

N3B (Newport News Nuclear BWXT-Los Alamos, LLC), September 2021. "Interim Facility-Wide Groundwater Monitoring Plan for the 2022 Monitoring Year, October 2021–September 2022, Revision 1," Newport News Nuclear BWXT-Los Alamos, LLC, document EM2021-0535, Los Alamos, New Mexico. (N3B 2021, 701672)

NMED (New Mexico Environment Department), November 27, 2017. “Approval with Modifications, Remedy Completion Report for Corrective Measures Implementation at Consolidated Unit 16-021(c)-99,” New Mexico Environment Department letter to D. Hintze (DOE-NA-LA) and B. Robinson (LANL) from J.E. Kieling (NMED-HWB), Santa Fe, New Mexico. (NMED 2017, 602758)

NMED (New Mexico Environment Department), June 19, 2019. “Risk Assessment Guidance for Site Investigations and Remediation, Volume 1, Soil Screening Guidance for Human Health Risk Assessments,” February 2019 (Revision 2, 6/19/19), Hazardous Waste Bureau and Ground Water Quality Bureau, Santa Fe, New Mexico. (Volume 1, NMED 2022, 702141)

Reid, K.D., S.L. Reneau, B.D. Newman, and D.D. Hickmott, August 2005. “Barium and High Explosives in a Semiarid Alluvial System, Cañon de Valle, New Mexico,” *Vadose Zone Journal,* Vol. 4, pp. 744–759. (Reid et al. 2005, 093660)

6.2 Map Data Sources

Hillshade; Los Alamos National Laboratory, ER-ES, As published; \\slip\gis\Data\HYP\LiDAR\2014Bare_Earth\BareEarth_DEM_Mosiac.gdb; 2014.

Structures; Los Alamos National Laboratory, KSL Site Support Services, Planning, Locating and Mapping Section; 06 January 2004; as published 29 November 2010.

Unpaved road; Los Alamos National Laboratory, ER-ES, As published, GIS projects folder; \\slip\GIS\Projects\14-Projects\14-0062\project_data.gdb; digitized_site_features; digitized_road; 2017.

Paved Road Arcs; Los Alamos National Laboratory, FWO Site Support Services, Planning, Locating and Mapping Section; 06 January 2004; as published 29 November 2010.

Drainage Channel; Los Alamos National Laboratory, ER-ES, As published, GIS projects folder; \\slip\GIS\Projects\11-Projects\11-0108\\gdb\gdb_11-0108_generic.mdb; drainage; 2017.

TA-16 260 Outfall, As Published, GIS project folder: Q:\14-Projects\14-0080\project_data.gdb\ polygon\outfall_260

M Wall-PRB, As Published, GIS project folder: Q:\14-Projects\14-0080\project_data.gdb\line\wall_PRB

Connector piping, As Published, GIS project folder: Q:\14-Projects\14-0080\project_data.gdb\line\connector_piping

Tech areas; Los Alamos National Laboratory, Database Connections\GIS.PUB.PRD1.sde\PUB.Boundaries\PUB.tecareas

Tech Areas line; Los Alamos National Laboratory, Database Connections\GIS.PUB.PRD1.sde\PUB.Boundaries\PUB.tecareas_line

PUB.prs_all_reg_admin; Los Alamos National Laboratory, Database Connections\GIS.PUB.PRD1.sde\PUB.Regulatory\PUB.prs_all_reg_admin

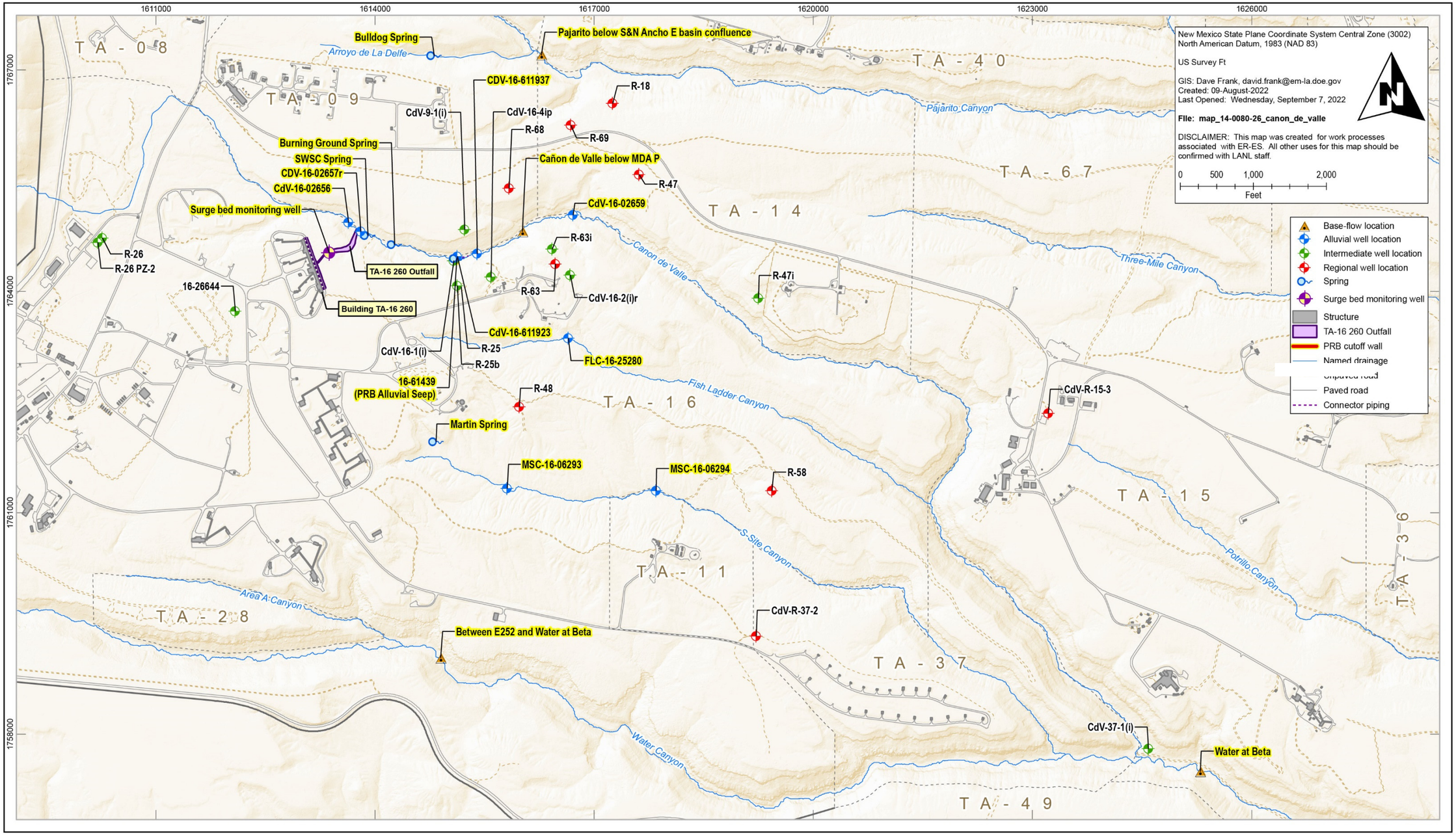

Note: Yellow highlights indicate locations of interest in this report.

Figure 1.0-1 Long-Term Monitoring and Maintenance Plan locations

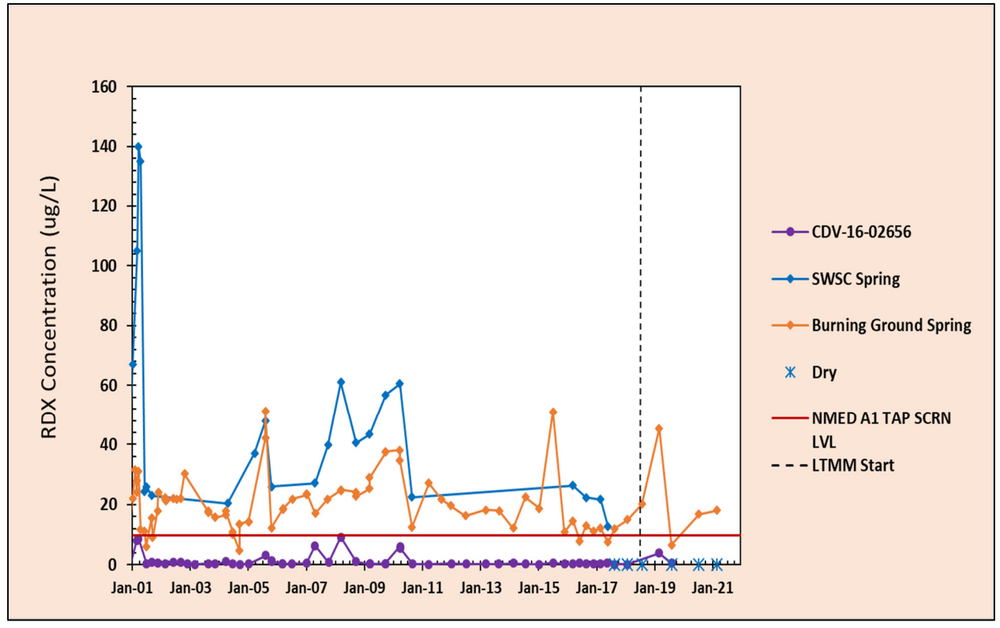

Figure 4.1-1 Cañon de Valle segment 1 RDX data record

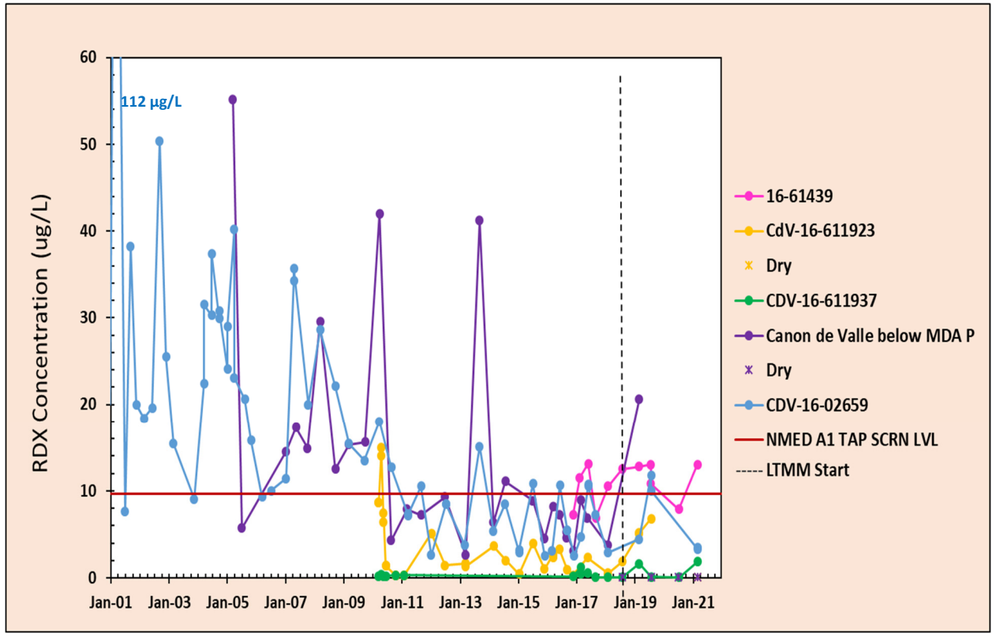

Figure 4.1-2 Cañon de Valle segment 2 RDX data record

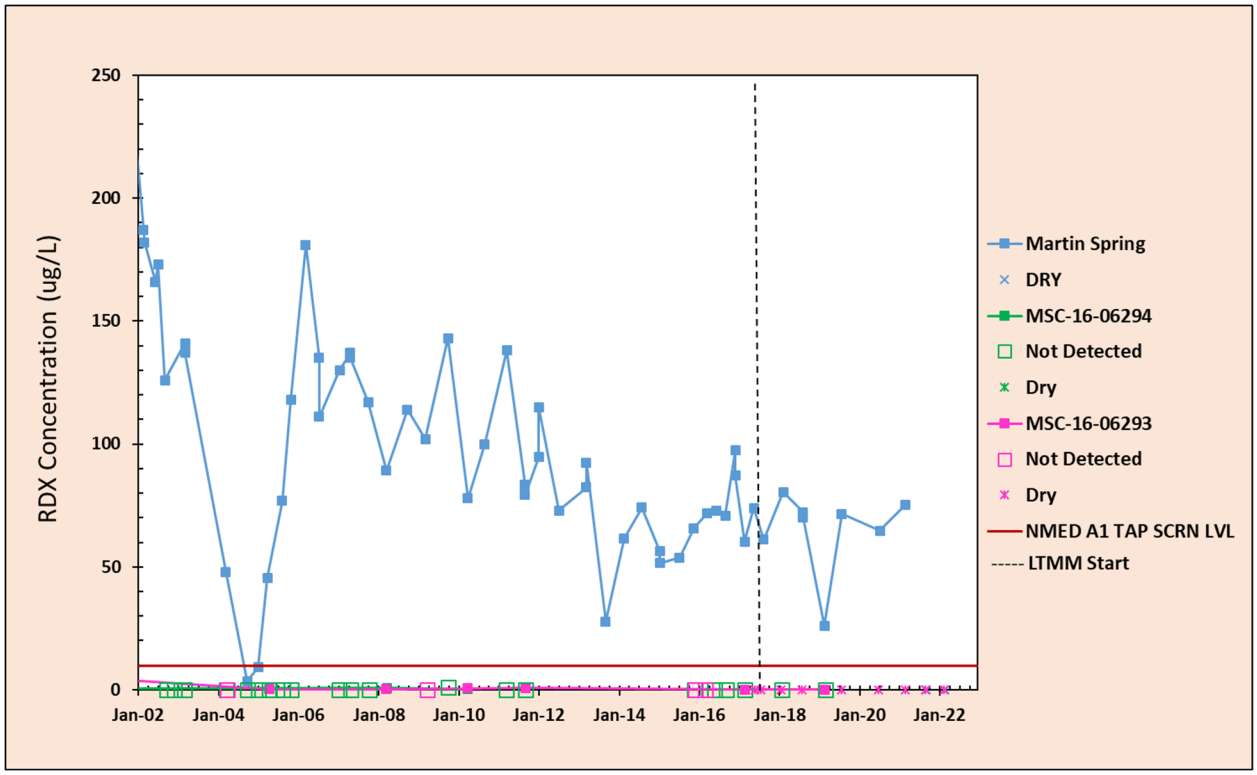

Figure 4.1-3 S-Site Canyon RDX data record

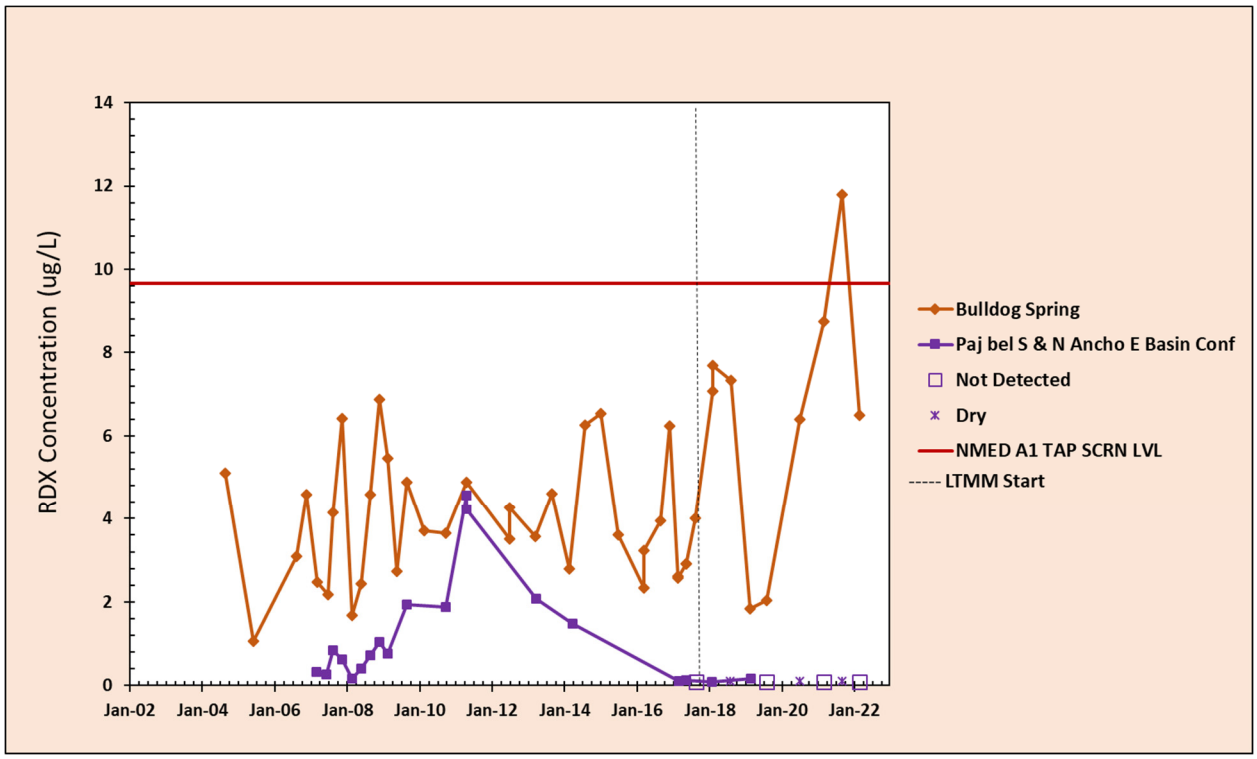

Figure 4.1-4 Pajarito Canyon RDX data record

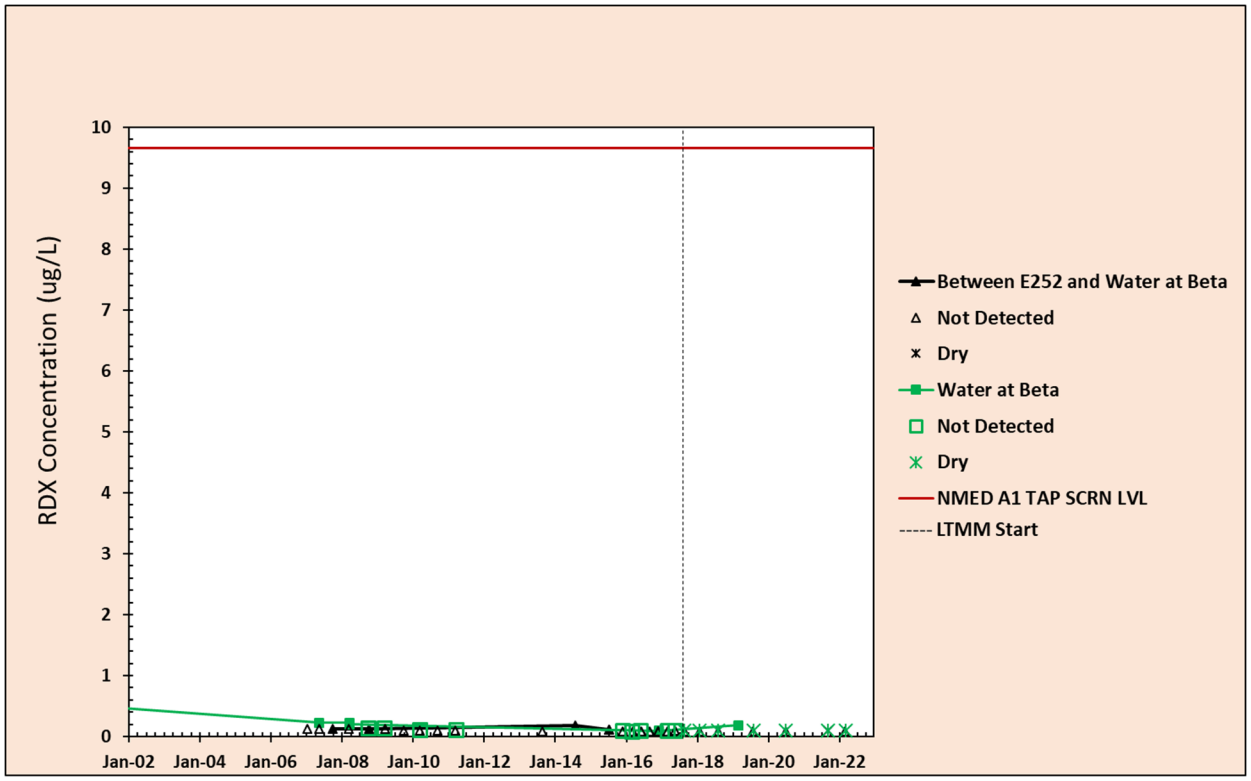

Figure 4.1-5 Water Canyon RDX data record

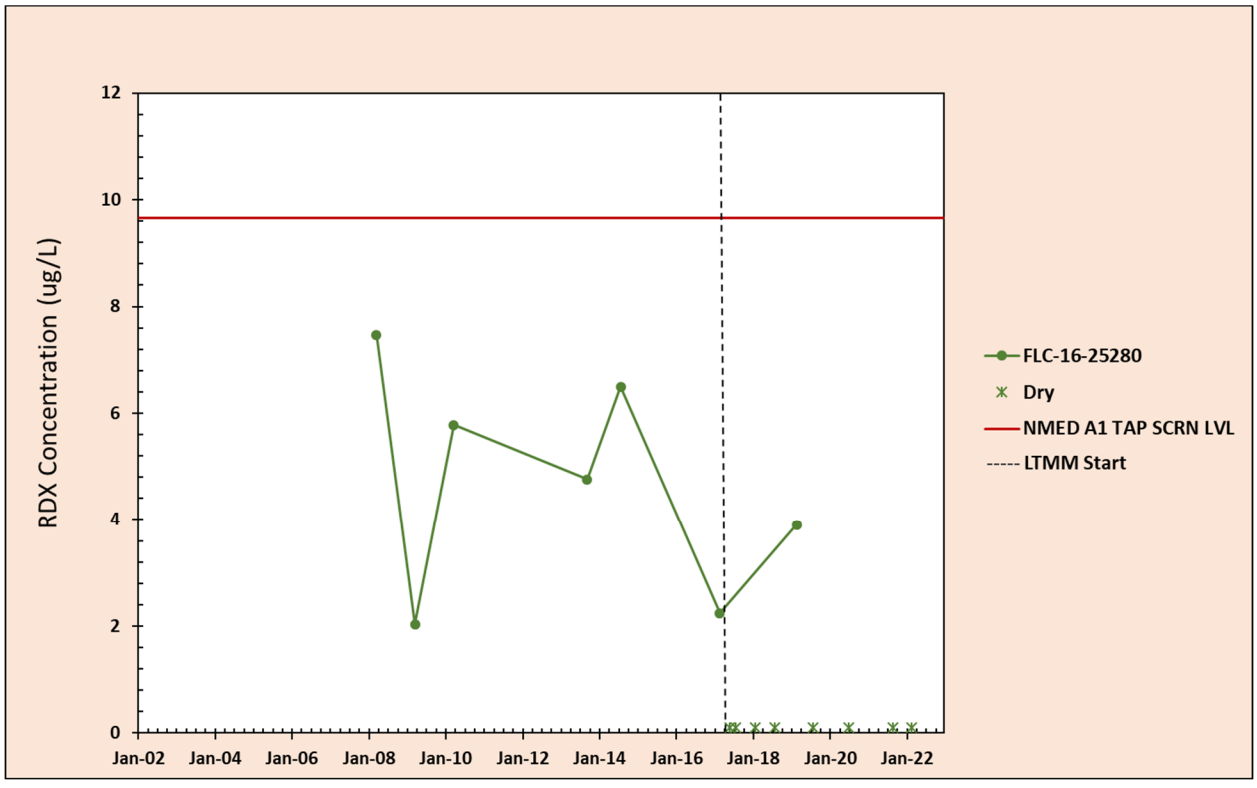

Figure 4.1-6 Fishladder Canyon RDX data record

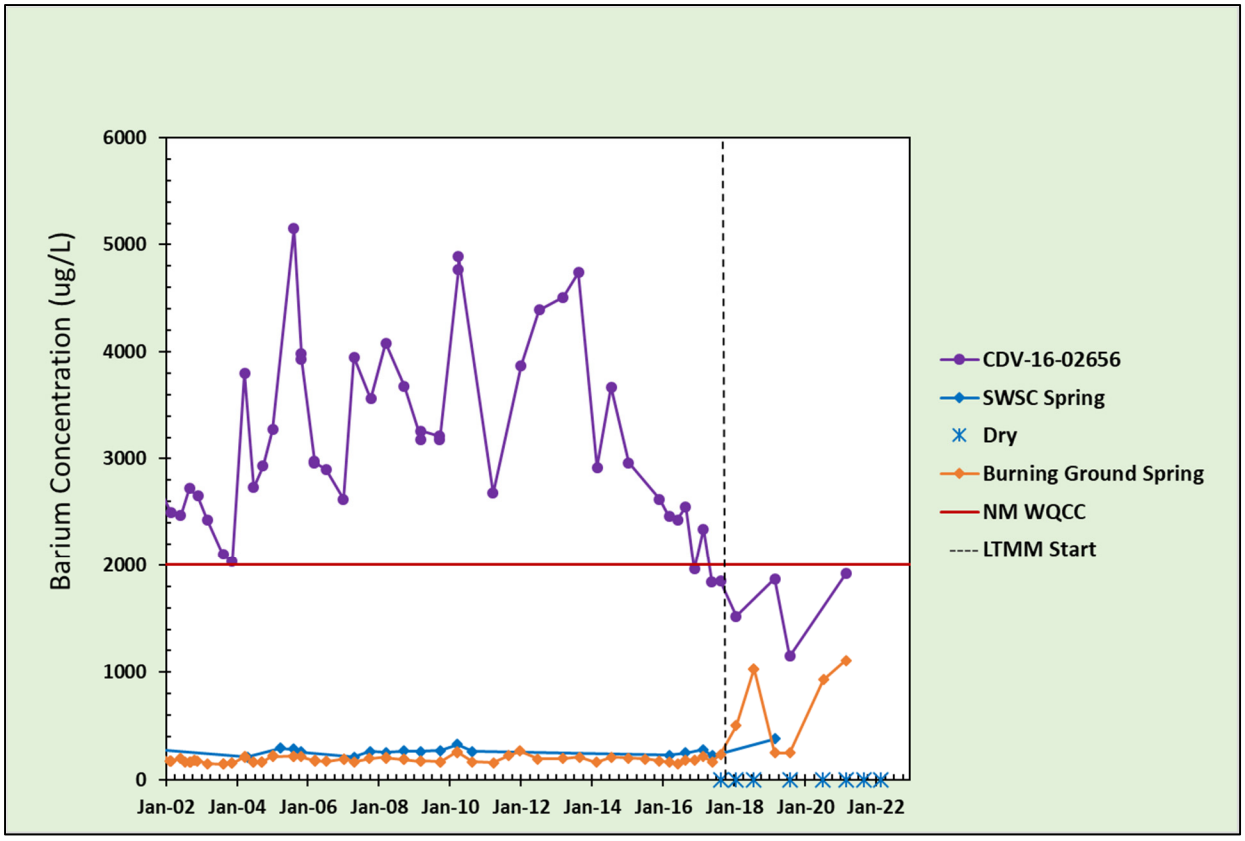

Figure 4.2-1 Cañon de Valle segment 1 barium data record

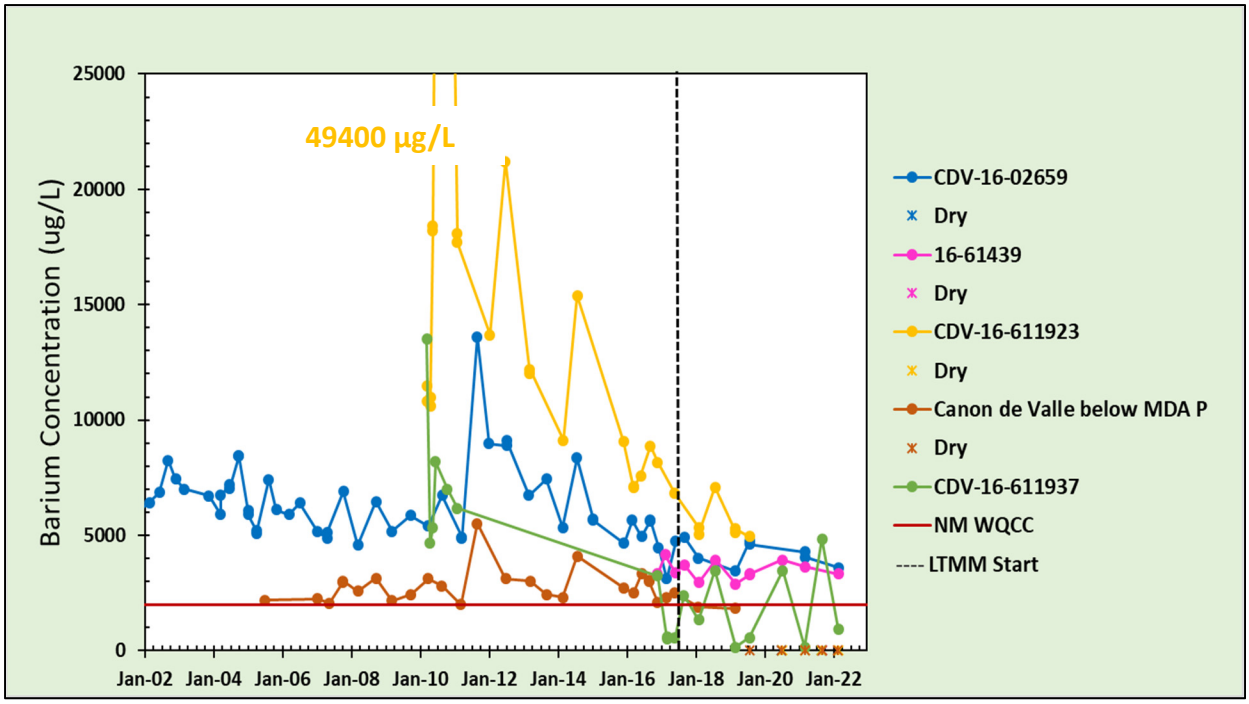

Figure 4.2-2 Cañon de Valle segment 2 barium data record

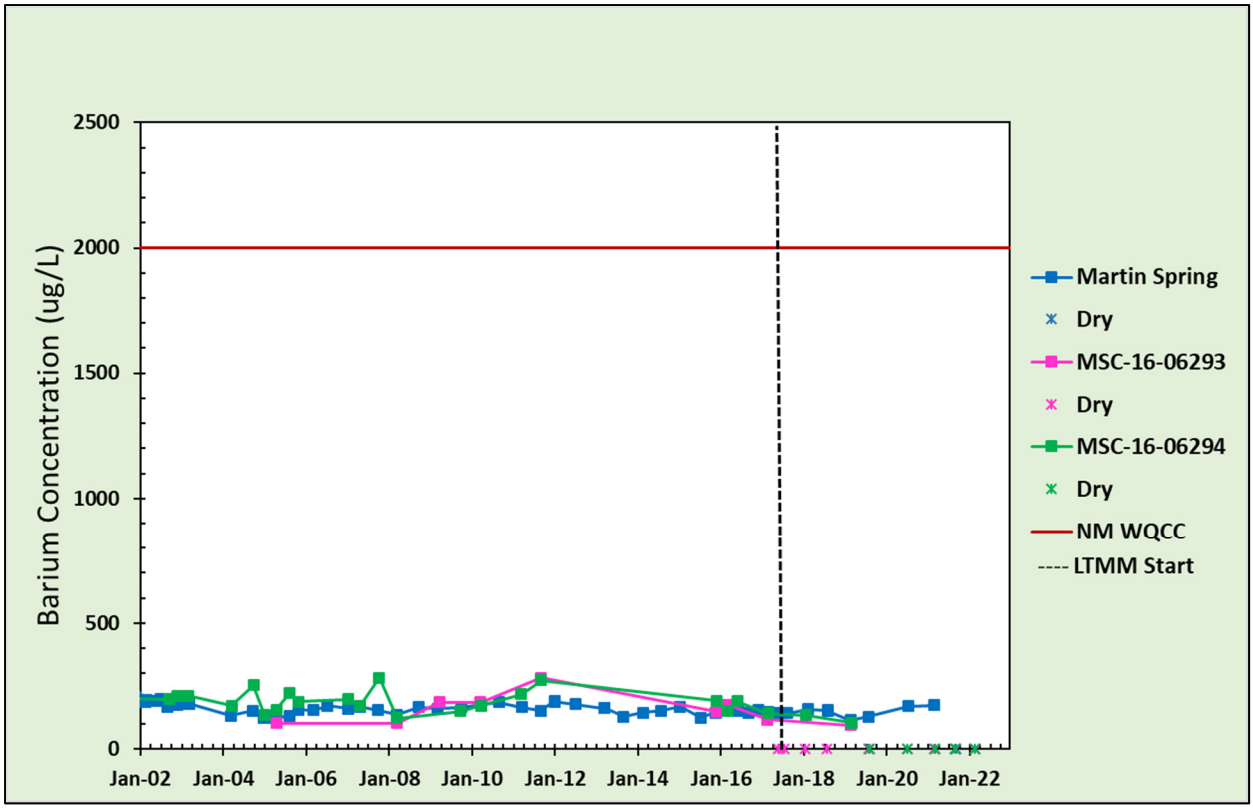

Figure 4.2-3 S-Site Canyon barium data record

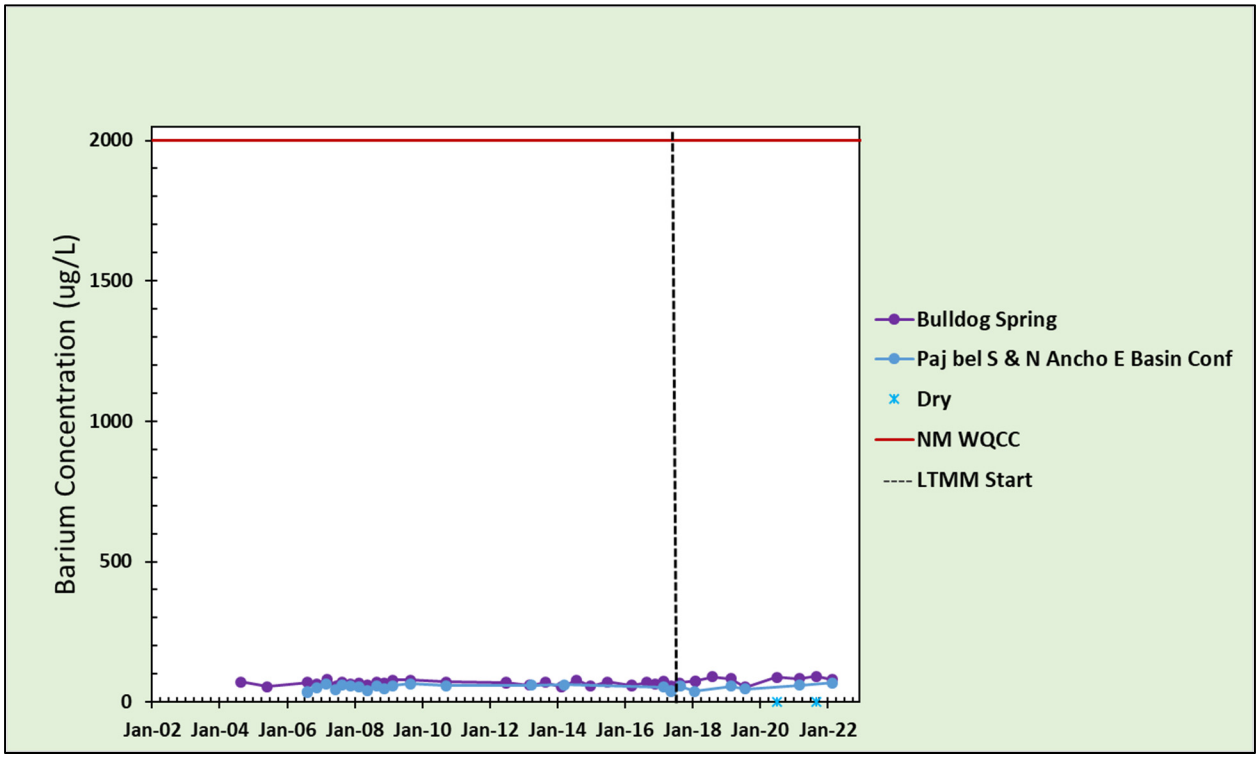

Figure 4.2-4 Pajarito Canyon barium data record

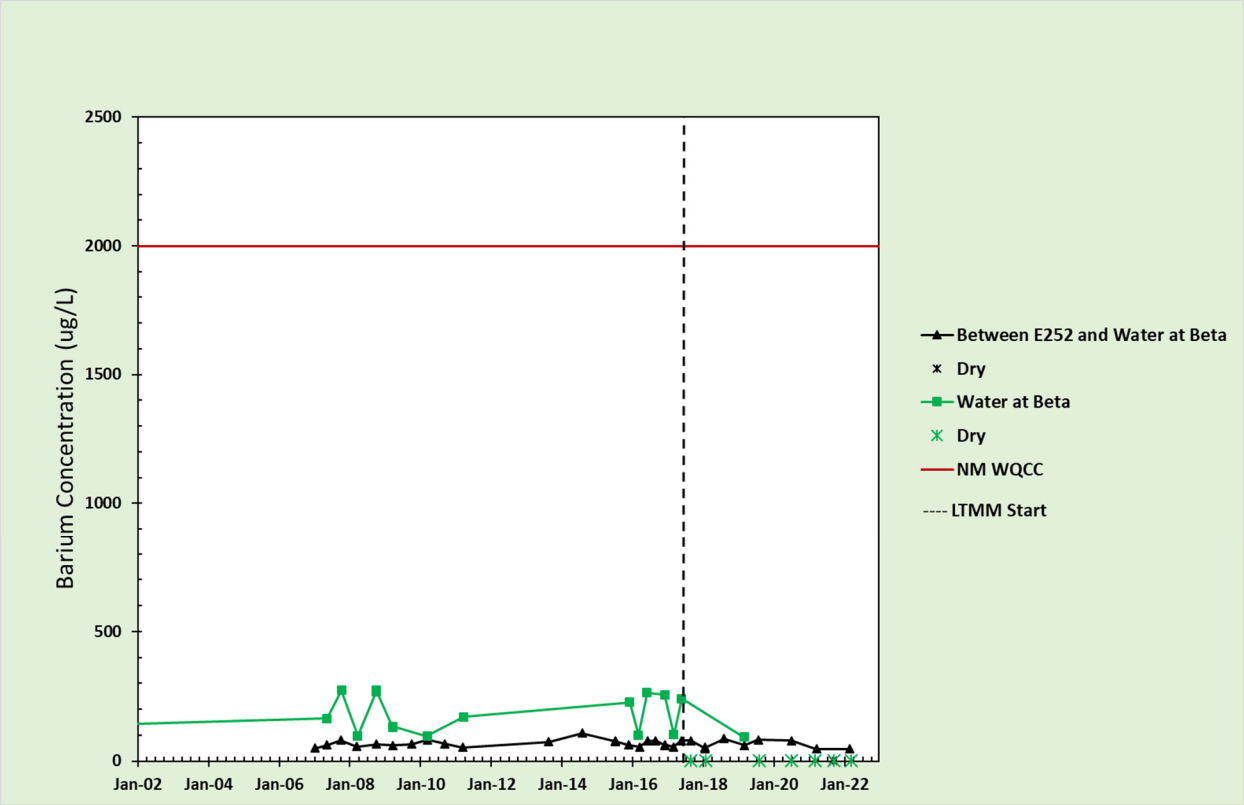

Figure 4.2-5 Water Canyon barium data record

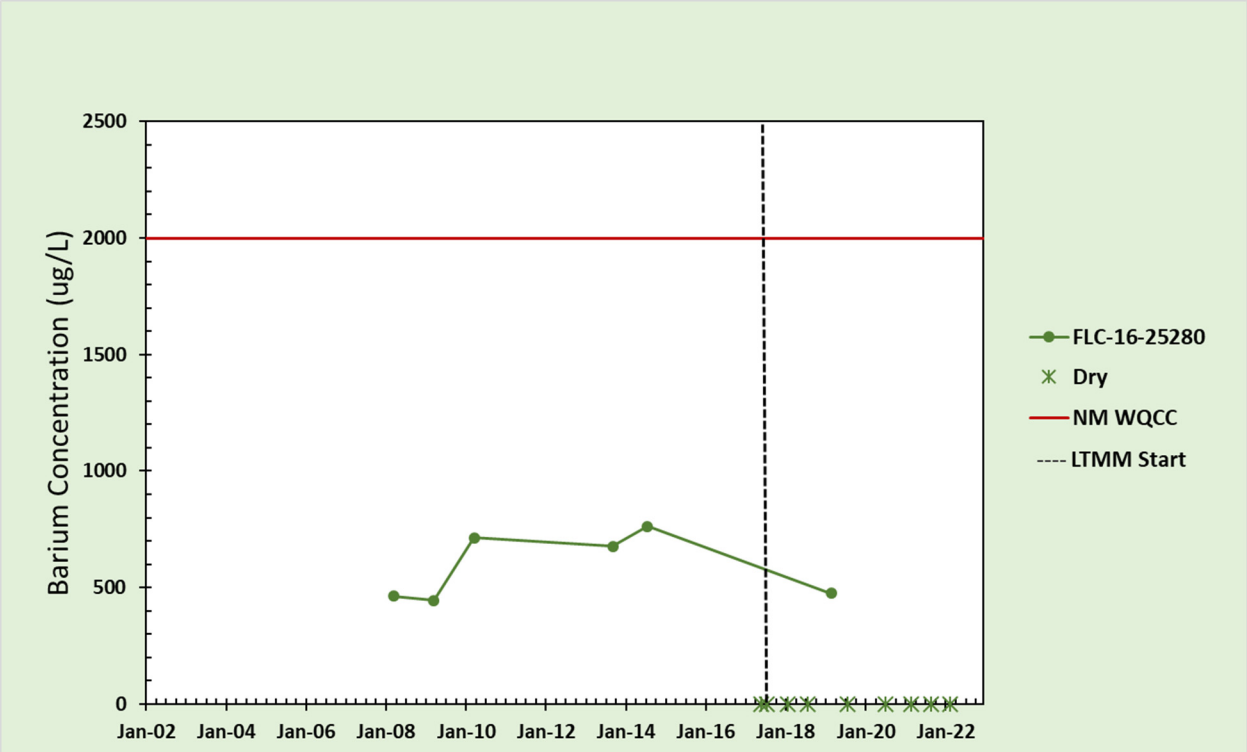

Figure 4.2-6 Fishladder Canyon barium data record

Table 2.1-1
Monitoring Locations, Analytes, and Frequency

Canyon	Location	Surface Water Body or Source Aquifer	Metals	VOCs	SVOCs	HEXMOD	Radionuclides	Low-Level Tritium	General Inorganics	15N/18O Isotopes in Nitrate	PFAS
Cañon de Valle 1	CDV-16-02656	Alluvial	S[a]	S	B[b]	S	B	NM[c]	S	NM	A[d]
	CDV-16-02657r	Alluvial	S	S	B	S	B	NM	S	NM	A
	SWSC Spring	Spring	S	S	B	S	B	NM	S	A	A
	Burning Ground Spring	Spring	S	S	B	S	B	A	S	A	A
Cañon de Valle 2	16-61439 (PRB Alluvial Seep)	Spring	S	S	B	S	B	NM	S	NM	A
	CDV-16-611923	Alluvial	S	S	B	S	B	NM	S	NM	A
	CDV-16-611937	Alluvial	S	S	B	S	B	NM	S	NM	A
	Cañon de Valle below MDA P	Base flow	S	S	B	S	B	NM	S	NM	A
	CDV-16-02659	Alluvial	S	S	B	S	B	NM	S	NM	A
S-Site Canyon	Martin Spring	Spring	S	S	B	S	B	A	S	A	A
	MSC-16-06293	Alluvial	S	S	B	S	B	NM	S	NM	A
	MSC-16-06294	Alluvial	S	S	B	S	B	NM	S	NM	A
Pajarito Canyon	Bulldog Spring	Spring	S	S	B	S	B	NM	S	A	A
	Pajarito below S&N Ancho E Basin Confluence	Base flow	S	S	B	S	B	NM	S	NM	A
Water Canyon	Between E252 and Water at Beta	Base flow	S	S	B	S	B	NM	S	NM	A
	Water at Beta	Base flow	S	S	B	S	B	NM	S	NM	A
Fishladder Canyon	FLC-16-25280	Alluvial	S	S	B	S	B	NM	S	NM	A
n/a[e]	Surge Bed Monitoring Well	Surge Bed (Intermediate)	S	S	S	S	NM	NM	S	NM	A

[a] S = Semiannual (two times per yr).

[b] B = Biennial (one time per 2 yr).

[c] NM = Not measured. This analytical suite is not scheduled to be collected for this type of water at locations assigned to this monitoring group.

[d] A = Annual.

[e] n/a = Not applicable.

Table 2.1-2
Long-Term Monitoring and Maintenance Plan Sampling Program Field Parameters

Watershed	Location	Date	Screen Top Depth (ft)	Dissolved Oxygen (mg/L)	Oxidation-Reduction Potential (mV)	pH (SU[a])	Specific Conductance (µS/cm)	Temperature (°C)	Turbidity (NTU[b])	Comments
Cañon de Valle 1	CDV-16-02656	9/7/2021	3	NS[c]	NS	NS	NS	NS	NS	Insufficient water for sampling
		3/5/2022	3	9.17	94.1	6.88	296.9	5.4	19.71	Prioritized suite collected
	CDV-16-02657r	9/7/2021	1.35	NS	NS	NS	NS	NS	NS	Insufficient water for sampling
		3/5/2022	1.35	NS	NS	NS	NS	NS	NS	Insufficient water for sampling
	SWSC Spring	9/18/2021	n/a[d]	NS	NS	NS	NS	NS	NS	Insufficient water for sampling
		3/5/2022	n/a	NS	NS	NS	NS	NS	NS	Insufficient water for sampling
	Burning Ground Spring	9/18/2021	n/a	8.04	NM[e]	8.06	276.9	12.5	0.62	
		3/5/2022	n/a	9.01	NM	7.21	290.1	9.1	1.19	
Cañon de Valle 2	16-61439 (PRB Alluvial Seep)	9/17/2021	n/a	NS	NM	NS	NS	NS	NS	Insufficient water for sampling
		3/7/2022	n/a	9.3	NM	6.9	132.7	6	6.82	
	CDV-16-611923	9/7/2021	3.2	NS	NS	NS	NS	NS	NS	Insufficient water for sampling
		3/7/2022	3.2	NS	NS	NS	NS	NS	NS	Insufficient water for sampling
	CDV-16-611937	9/17/2021	3	1	-34.2	6.46	306.3	12	5.22	
		3/7/2022	3	3.7	59.5	6.11	207.3	4.6	40.24	
	Cañon de Valle below MDA P	9/17/2021	n/a	NS	NS	NS	NS	NS	NS	Insufficient water for sampling
		3/7/2022	n/a	NS	NS	NS	NS	NS	NS	Insufficient water for sampling
	CDV-16-02659	9/7/2021	1.7	NS	NS	NS	NS	NS	NS	Insufficient water for sampling
		3/7/2022	1.7	8.91	132.5	6.79	258.1	5.5	2.18	
S-Site Canyon	Martin Spring	9/18/2021	n/a	NS	NS	NS	NS	NS	NS	Insufficient water for sampling
		3/2/2022	n/a	NS	NS	NS	NS	NS	NS	Insufficient water for sampling
	MSC-16-06293	9/7/2021	2	NS	NS	NS	NS	NS	NS	Insufficient water for sampling
		3/1/2022	2	NS	NS	NS	NS	NS	NS	Insufficient water for sampling
	MSC-16-06294	9/14/2021	2.5	NS	NS	NS	NS	NS	NS	Insufficient water for sampling
		3/2/2022	2.5	NS	NS	NS	NS	NS	NS	Insufficient water for sampling
Pajarito Canyon	Bulldog Spring	9/14/2021	n/a	8.12	NM	7.64	347.2	14	126.34	
		3/8/2022	n/a	9.6	NM	7.69	134.2	5.8	26.41	
	Pajarito below S&N Ancho E Basin Confluence	9/17/2021	n/a	NS	NS	NS	NS	NS	NS	Insufficient water for sampling
		3/8/2022	n/a	9.49	NM	7.12	117.6	5.9	16.44	
Water Canyon	Between E252 and Water at Beta	9/16/2021	n/a[d]	NS	NS	NS	NS	NS	NS	Insufficient water for sampling
		3/11/2022	n/a	10.2	NM	7.52	141.5	3.6	5.41	
	Water at Beta	9/24/2021	n/a	NS	NS	NS	NS	NS	NS	Insufficient water for sampling
		3/21/2022	n/a	NS	NS	NS	NS	NS	NS	Insufficient water for sampling
Fishladder Canyon	FLC-16-25280	9/7/2021	n/a	NS	NS	NS	NS	NS	NS	Insufficient water for sampling
		3/1/2022	n/a	NS	NS	NS	NS	NS	NS	Insufficient water for sampling

[a] SU = Standard unit.

[b] NTU = Nephelometric turbidity unit(s).

[c] NS = Not sampled.

[d] n/a = Not applicable.

[e] NM = Not measured. This analytical suite is not scheduled to be collected for this type of water at locations assigned to this monitoring group.

Table 2.2-1
RDX Concentrations in Groundwater, Surface Water, and Springs

Canyon	Location	Sample	Depth to Top of Screen (ft)	Date	Field Prep	Field QC[a] Type	Result (µg/L)	NMED Screening Levels[b]	Comments
Cañon de Valle 1	CDV-16-02656	NS	3	9/7/2021	NS[c]	NS	NS	9.66	Insufficient water for sampling
		CAWA-22-242246	3	3/5/2022	UF[d]	REG[e]	0.0869 (ND[f])	9.66	Prioritized suite collected
	CDV-16-02657r	NS	1.35	9/7/2021	NS	NS	NS	9.66	Insufficient water for sampling
		NS	1.35	3/5/2022	NS	NS	NS	9.66	Insufficient water for sampling
	SWSC Spring	NS	n/a[g]	9/18/2021	NS	NS	NS	9.66	Insufficient water for sampling
		NS	n/a	3/5/2022	NS	NS	NS	9.66	Insufficient water for sampling
	Burning Ground Spring	CAWA-21-231745	n/a	9/18/2021	UF	REG	20.2	9.66	
		CAWA-22-243621	n/a	3/5/2022	UF	REG	24.1	9.66	
Cañon de Valle 2	16-61439 (PRB Alluvial Seep)	NS	n/a	9/17/2021	NS	NS	NS	9.66	Insufficient water for sampling
		CAWA-22-242238	n/a	3/7/2022	UF	REG	11	9.66	
	CDV-16-611923	NS	3.2	9/7/2021	NS	NS	NS	9.66	Insufficient water for sampling
		NS	3.2	3/7/2022	NS	NS	NS	9.66	Insufficient water for sampling
	CDV-16-611937	CAWA-21-231781	3	9/17/2021	UF	REG	0.0825 (ND)	9.66	
		CAWA-22-242423	3	3/7/2022	UF	REG	1.31	9.66	
	Cañon de Valle below MDA P	NS	n/a	9/17/2021	NS	NS	NS	9.66	Insufficient water for sampling
		NS	n/a	3/7/2022	NS	NS	NS	9.66	Insufficient water for sampling
	CDV-16-02659	NS	1.7	9/7/2021	NS	NS	NS	9.66	Insufficient water for sampling
		CAWA-22-242254	1.7	3/7/2022	UF	REG	4.04	9.66	
S-Site Canyon	Martin Spring	NS	n/a	9/18/2021	NS	NS	NS	9.66	Insufficient water for sampling
		NS	n/a	3/2/2022	NS	NS	NS	9.66	Insufficient water for sampling
	MSC-16-06293	NS	2	9/7/2021	NS	NS	NS	9.66	Insufficient water for sampling
		NS	2	3/1/2022	NS	NS	NS	9.66	Insufficient water for sampling
	MSC-16-06294	NS	2.5	9/14/2021	NS	NS	NS	9.66	Insufficient water for sampling
		NS	2.5	3/2/2022	NS	NS	NS	9.66	Insufficient water for sampling
Pajarito Canyon	Bulldog Spring	CAPA-21-232364	n/a	9/14/2021	UF	REG	11.8	9.66	
		CAPA-22-243491	n/a	3/8/2022	UF	REG	6.5	9.66	
	Pajarito below S&N Ancho E Basin Confluence	NS	n/a	9/17/2021	NS	NS	NS	9.66	Insufficient water for sampling
		CAPA-22-243496	n/a	3/8/2022	UF	REG	0.0773 (ND)	9.66	
Water Canyon	Between E252 and Water at Beta	NS	n/a	9/16/2021	NS	NS	NS	9.66	Insufficient water for sampling
		CAWA-22-242202	n/a	3/11/2022	UF	REG	0.0783 (ND)	9.66	
	Water at Beta	NS	n/a	9/24/2021	NS	NS	NS	9.66	Insufficient water for sampling
		NS	n/a	3/21/2022	NS	NS	NS	9.66	Insufficient water for sampling
Fishladder Canyon	FLC-16-25280	NS	n/a	9/7/2021	NS	NS	NS	9.66	Insufficient water for sampling
		NS	n/a	3/1/2022	NS	NS	NS	9.66	Insufficient water for sampling

[a] QC = Quality control.

[b] NMED tap water screening levels are specified in the June 2019 Table A-1 of "Risk Assessment Guidance for Site Investigations and Remediation" (NMED 2022, 702141).

[c] NS = Not sampled.

[d] UF = Unfiltered sample.

[e] REG = Regular sample.

[f] ND = Not detected. The method detection limit is 0.0869.

[g] n/a = Not applicable.

Table 2.2-2
Barium Concentrations in Groundwater, Surface Water, and Springs

Canyon	Location	Sample	Depth to Top of Screen (ft)	Date	Field Prep	Field QC[a] Type	Result (µg/L)	NMED Screening Levels[b]	Comments
Cañon de Valle 1	CDV-16-02656	NS[e]	3	9/7/2021	NS	NS	NS	2000	Insufficient water for sampling
		NS	3	3/5/2022	NS	NS	NS	2000	Prioritized suite collected
	CDV-16-02657r	NS	1.35	9/7/2021	NS	NS	NS	2000	Insufficient water for sampling
		NS	1.35	3/5/2022	NS	NS	NS	2000	Insufficient water for sampling
	SWSC Spring	NS	n/a[f]	9/18/2021	NS	NS	NS	2000	Insufficient water for sampling
		NS	n/a	3/5/2022	NS	NS	NS	2000	Insufficient water for sampling
	Burning Ground Spring	CAWA-21-231744	n/a	9/18/2021	F[c]	REG[d]	857	2000	
		CAWA-22-242214	n/a	3/5/2022	F	REG	968	2000	
Cañon de Valle 2	16-61439 (PRB Alluvial Seep)	NS	n/a	9/17/2021	NS	NS	NS	2000	Insufficient water for sampling
		CAWA-22-242237	n/a	3/7/2022	F	REG	3340	2000	
	CDV-16-611923	NS	3.2	9/7/2021	NS	NS	NS	2000	Insufficient water for sampling
		NS	3.2	3/7/2022	NS	NS	NS	2000	Insufficient water for sampling
	CDV-16-611937	CAWA-21-231782	3	9/17/2021	F	REG	4840	2000	
		CAWA-22-242422	3	3/7/2022	F	REG	951	2000	
	Cañon de Valle below MDA P	NS	n/a	9/17/2021	NS	NS	NS	2000	Insufficient water for sampling
		NS	n/a	3/7/2022	NS	NS	NS	2000	Insufficient water for sampling
	CDV-16-02659	NS	1.7	9/7/2021	NS	NS	NS	2000	Insufficient water for sampling
		CAWA-22-242253	1.7	3/7/2022	F	REG	3610	2000	
S-Site Canyon	Martin Spring	NS	n/a	9/18/2021	NS	NS	NS	2000	Insufficient water for sampling
		NS	n/a	3/2/2022	NS	NS	NS	2000	Insufficient water for sampling
	MSC-16-06293	NS	2	9/7/2021	NS	NS	NS	2000	Insufficient water for sampling
		NS	2	3/1/2022	NS	NS	NS	2000	Insufficient water for sampling
	MSC-16-06294	NS	2.5	9/14/2021	NS	NS	NS	2000	Insufficient water for sampling
		NS	2.5	3/2/2022	NS	NS	NS	2000	Insufficient water for sampling
Pajarito Canyon	Bulldog Spring	CAPA-21-232365	n/a	9/14/2021	F	REG	91.6	2000	
		CAPA-22-243490	n/a	3/8/2022	F	REG	79.9	2000	
	Pajarito below S&N Ancho E Basin Confluence	NS	n/a	9/17/2021	NS	NS	NS	2000	Insufficient water for sampling
		CAPA-22-243495	n/a	3/8/2022	F	REG	68.5	2000	
Water Canyon	Between E252 and Water at Beta	NS	n/a	9/16/2021	NS	NS	NS	2000	Insufficient water for sampling
		CAWA-22-242201	n/a	3/11/2022	F	REG	47.1	2000	
	Water at Beta	NS	n/a	9/24/2021	NS	NS	NS	2000	Insufficient water for sampling
		NS	n/a	3/21/2022	NS	NS	NS	2000	Insufficient water for sampling
Fishladder Canyon	FLC-16-25280	NS	n/a	9/7/2021	NS	NS	NS	2000	Insufficient water for sampling
		NS	n/a	3/1/2022	NS	NS	NS	2000	Insufficient water for sampling

[a] QC = Quality control.
[b] New Mexico Water Quality Control Commission groundwater standards.
[c] F = Filtered.
[d] REG = Regular sample.
[e] NS = Not sampled.
[f] n/a = Not applicable.

Table 2.2-3
Analytes Exceeding Screening Levels

Canyon	Location	Sample	Depth to Top of Screen (ft)	Sampling Date	Field QC[a] Type	Analyte	Result (µg/L)	Screening Level[b]	Field Prep Code
Cañon de Valle 1	Burning Ground Spring	CAWA-22-242216	n/a[c]	3/5/2022	REG[d]	Nitrosodimethylamine[N-]	0.00513	0.00491	UF[e]
Cañon de Valle 2	CdV-16-611937	CAWA-21-231782	3	9/17/2021	REG	Iron	8340	1000	F[f]
	CdV-16-611937	CAWA-21-231782	3	9/17/2021	REG	Manganese	1870	200	F
	CdV-16-611937	CAWA-22-242422	3	3/7/2022	REG	Manganese	383	200	F
Pajarito Canyon	Pajarito below S&N Ancho E Basin Confluence	CAPA-22-243495	n/a	3/8/2022	REG	Iron	1010	1000	F
	Bulldog Spring	CAPA-22-243492	n/a	3/8/2022	REG	Nitrosodiethylamine[N-]	0.00214	0.00167	UF

[a] QC = Quality control.

[b] New Mexico Water Quality Control Commission groundwater standards.

[c] n/a = Not applicable.

[d] REG = Regular sample.

[e] UF = unfiltered

[f] F = Filtered.

Appendix A

Field Forms Associated with Sample Collection

September 2021 Field Forms

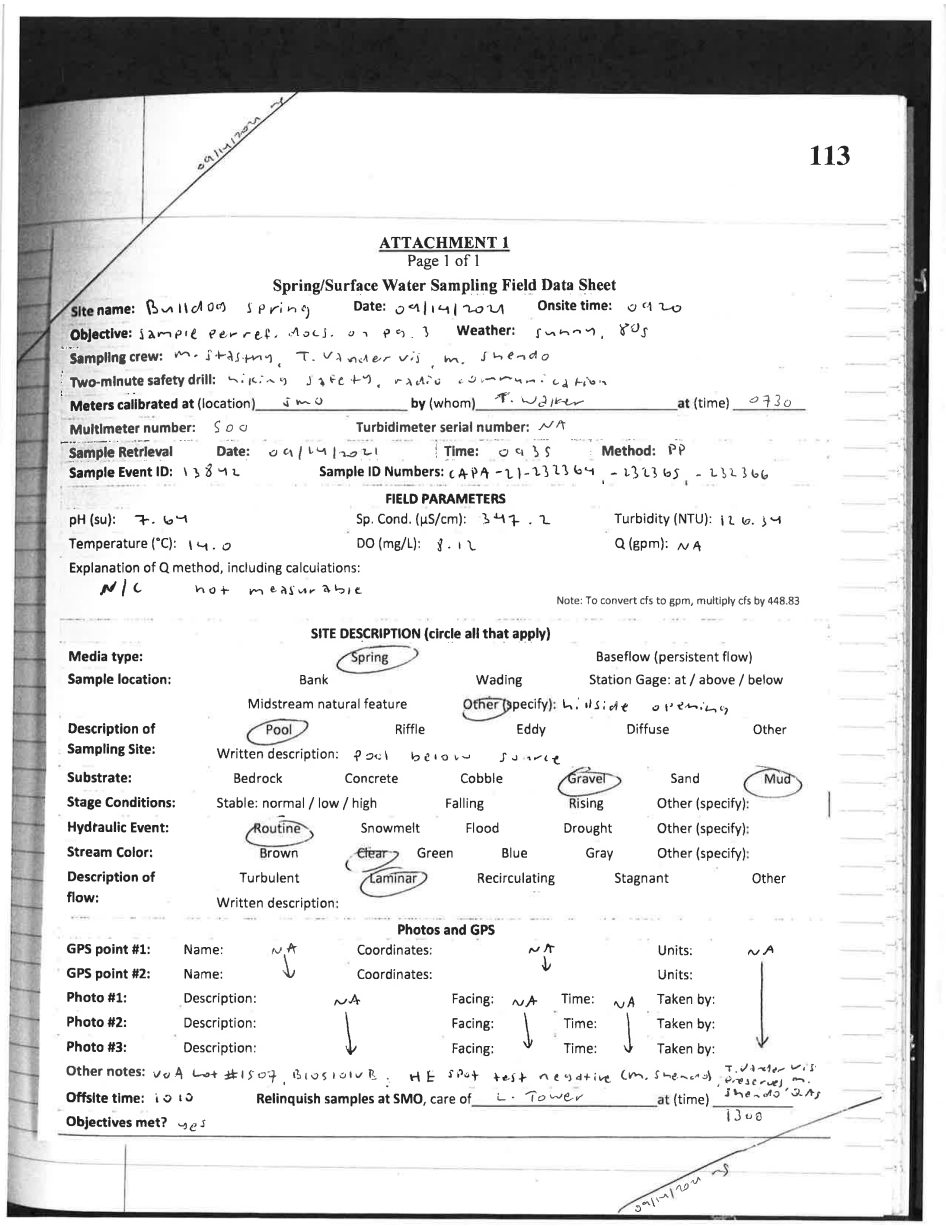

09/14/2021 MS

113

ATTACHMENT 1
Page 1 of 1

Spring/Surface Water Sampling Field Data Sheet

Site name: Bulldog spring **Date:** 09/14/2021 **Onsite time:** 0920

Objective: Sample perref. Mocs. on pg. 3 **Weather:** sunny, 80s

Sampling crew: M. Stastny, T. Vandervis, M. Shendo

Two-minute safety drill: hiking safety, radio communication

Meters calibrated at (location) SMO **by** (whom) T. Walker **at** (time) 0730

Multimeter number: 500 **Turbidimeter serial number:** NA

Sample Retrieval Date: 09/14/2021 **Time:** 0935 **Method:** PP

Sample Event ID: 13842 **Sample ID Numbers:** CAPA-21-232364, -232365, -232366

FIELD PARAMETERS

pH (su): 7.64 Sp. Cond. (µS/cm): 347.2 Turbidity (NTU): 126.54

Temperature (°C): 14.0 DO (mg/L): 8.12 Q (gpm): NA

Explanation of Q method, including calculations:

N/C not measurable

Note: To convert cfs to gpm, multiply cfs by 448.83

SITE DESCRIPTION (circle all that apply)

Media type:	(Spring)				Baseflow (persistent flow)	
Sample location:	Bank		Wading		Station Gage: at / above / below	
	Midstream natural feature		Other (specify): hillside opening			
Description of Sampling Site:	(Pool)	Riffle	Eddy	Diffuse	Other	
	Written description: pool below source					
Substrate:	Bedrock	Concrete	Cobble	(Gravel)	Sand	(Mud)
Stage Conditions:	Stable: normal / low / high		Falling	Rising	Other (specify):	
Hydraulic Event:	(Routine)	Snowmelt	Flood	Drought	Other (specify):	
Stream Color:	Brown	(Clear)	Green	Blue	Gray	Other (specify):
Description of flow:	Turbulent	(Laminar)	Recirculating	Stagnant	Other	
	Written description:					

Photos and GPS

GPS point #1:	Name: NA		Coordinates: NA			Units: NA		
GPS point #2:	Name:		Coordinates:			Units:		
Photo #1:	Description: NA		Facing: NA	Time: NA		Taken by:		
Photo #2:	Description:		Facing:	Time:		Taken by:		
Photo #3:	Description:		Facing:	Time:		Taken by:		

Other notes: VOA Lot #1507, BIOSIOIVB; HE spot test negative (M. Shendo), T. Vandervis observed M. Shendo collect samples

Offsite time: 1010 **Relinquish samples at SMO,** care of L. Tower at (time) 1300

Objectives met? yes

09/14/2021 MS

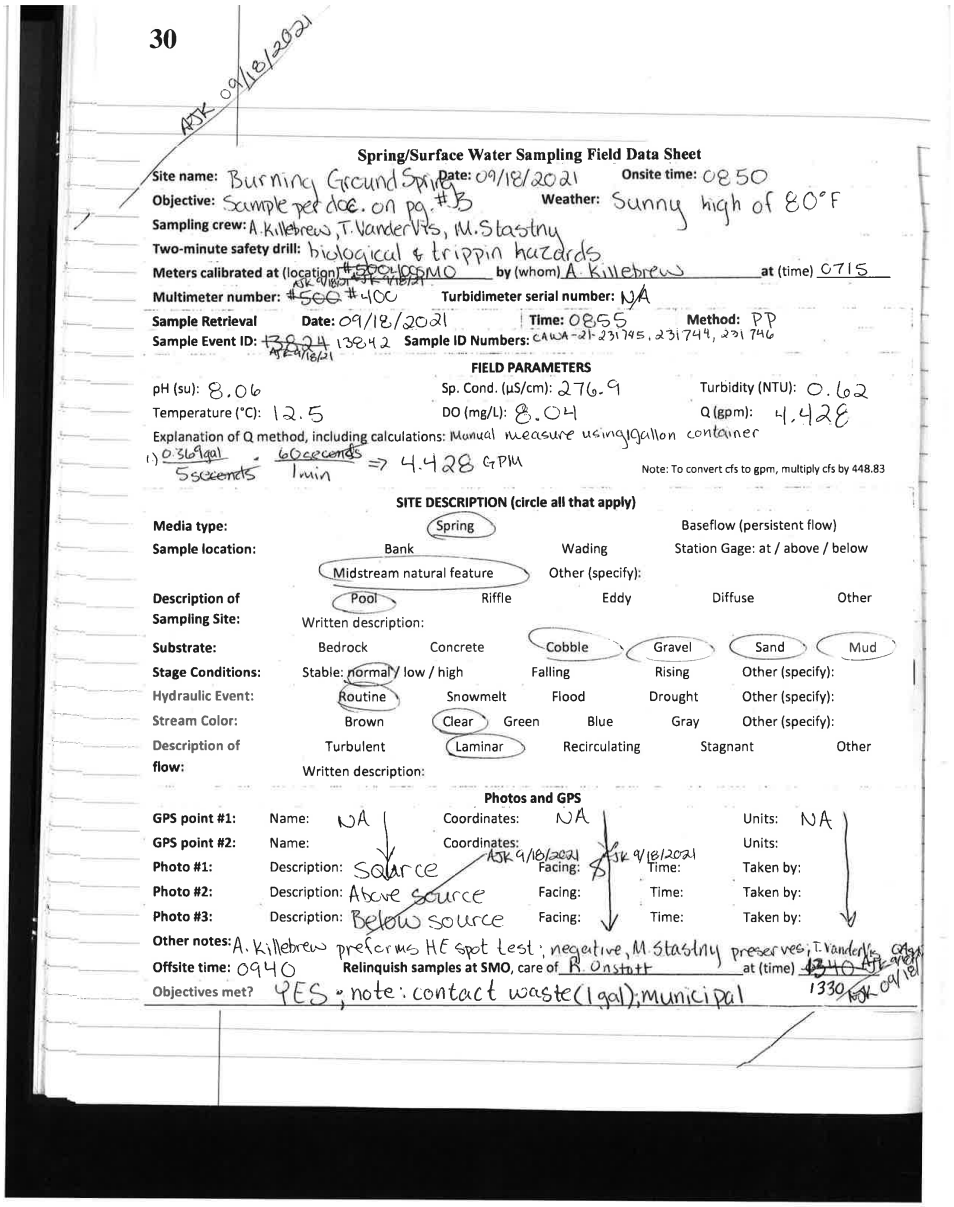

30

ASK 09/18/2021

Spring/Surface Water Sampling Field Data Sheet

Site name: Burning Ground Spring **Date:** 09/18/2021 **Onsite time:** 0850
Objective: Sample per doc. on pg. #3 **Weather:** Sunny high of 80°F
Sampling crew: A. Killebrew, T. Vanderlis, M. Stastny
Two-minute safety drill: biological & trippin hazards
Meters calibrated at (location) ~~#500~~ #400 SMO **by (whom)** A Killebrew **at (time)** 0715
Multimeter number: ~~#500~~ #400 **Turbidimeter serial number:** NA
Sample Retrieval **Date:** 09/18/2021 **Time:** 0855 **Method:** PP
Sample Event ID: ~~13824~~ 13842 **Sample ID Numbers:** CAWA-21-231745, 231749, 231746

FIELD PARAMETERS

pH (su): 8.06 Sp. Cond. (µS/cm): 276.9 Turbidity (NTU): 0.62
Temperature (°C): 12.5 DO (mg/L): 8.04 Q (gpm): 4.428
Explanation of Q method, including calculations: Manual measure using gallon container
1) $\frac{0.369 gal}{5 seconds} \cdot \frac{60 seconds}{1 min} \Rightarrow 4.428$ GPM
Note: To convert cfs to gpm, multiply cfs by 448.83

SITE DESCRIPTION (circle all that apply)

Media type: (Spring) Baseflow (persistent flow)
Sample location: Bank Wading Station Gage: at / above / below
(Midstream natural feature) Other (specify):
Description of Sampling Site: (Pool) Riffle Eddy Diffuse Other
Written description:
Substrate: Bedrock Concrete (Cobble) (Gravel) (Sand) (Mud)
Stage Conditions: Stable: (normal) / low / high Falling Rising Other (specify):
Hydraulic Event: (Routine) Snowmelt Flood Drought Other (specify):
Stream Color: Brown (Clear) Green Blue Gray Other (specify):
Description of flow: Turbulent (Laminar) Recirculating Stagnant Other
Written description:

Photos and GPS

GPS point #1: Name: NA Coordinates: NA Units: NA
GPS point #2: Name: Coordinates: Units:
Photo #1: Description: Source ASK 9/18/2021 Facing: ASK 9/18/2021 Time: Taken by:
Photo #2: Description: Above source Facing: Time: Taken by:
Photo #3: Description: Below source Facing: Time: Taken by:
Other notes: A. Killebrew performs HF spot test; negative, M. Stastny preserves; T. Vanderlis ASK 09/18/2021
Offsite time: 0940 **Relinquish samples at SMO,** care of R Onstott at (time) ~~1240~~ 1330 ASK 09/18/2021
Objectives met? YES; note: contact waste (1 gal); municipal

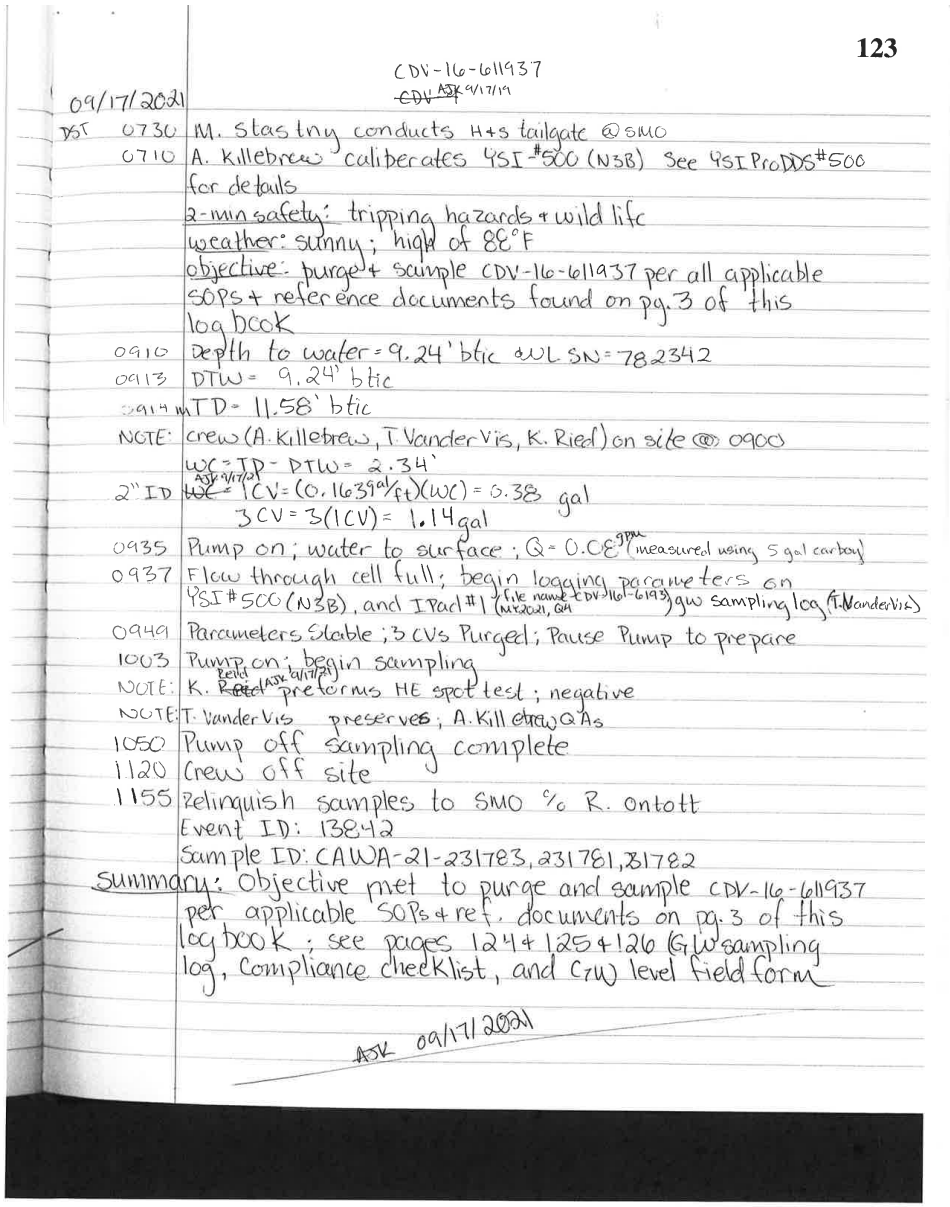

CDV-16-611937
~~CDV~~ AJK 9/17/19

09/17/2021

DST 0730 M. Stastny conducts H+S tailgate @ SMO
0710 A. Killebrew caliberates YSI-#500 (N3B) See YSI ProDDS #500 for details
2-min safety: tripping hazards + wild life
weather: sunny; high of 88°F
objective: purge + sample CDV-16-611937 per all applicable SOPs + reference documents found on pg. 3 of this log book
0910 Depth to water = 9.24' btic WL SN = 782342
0913 DTW = 9.24' btic
0914 TD = 11.58' btic
NOTE: crew (A. Killebrew, T. VanderVis, K. Ried) on site @ 0900
WC = TD - DTW = 2.34'
2" ID ~~WC~~ AJK 9/17/21 1CV = (0.163 gal/ft)(WC) = 0.38 gal
3CV = 3(1CV) = 1.14 gal
0935 Pump on; water to surface; Q = 0.08 gpm (measured using 5 gal carboy)
0937 Flow through cell full; begin logging parameters on YSI #500 (N3B), and IPad #1 (file name CDV-16-6193 MY2021, Q4) gw sampling log (T. VanderVis)
0949 Parameters Stable; 3 CVs Purged; Pause Pump to prepare
1003 Pump on; begin sampling
NOTE: K. ~~Reid~~ Reid (AJK 9/17/21) preforms HE spot test; negative
NOTE: T. VanderVis preserves; A. Killebrew QAs
1050 Pump off sampling complete
1120 Crew off site
1155 Relinquish samples to SMO c/o R. Ontott
Event ID: 13842
Sample ID: CAWA-21-231783, 231781, 231782

Summary: Objective met to purge and sample CDV-16-611937 per applicable SOPs + ref. documents on pg. 3 of this log book; see pages 124 + 125 + 126 (GW sampling log, Compliance checklist, and GW level field form

AJK 09/17/2021

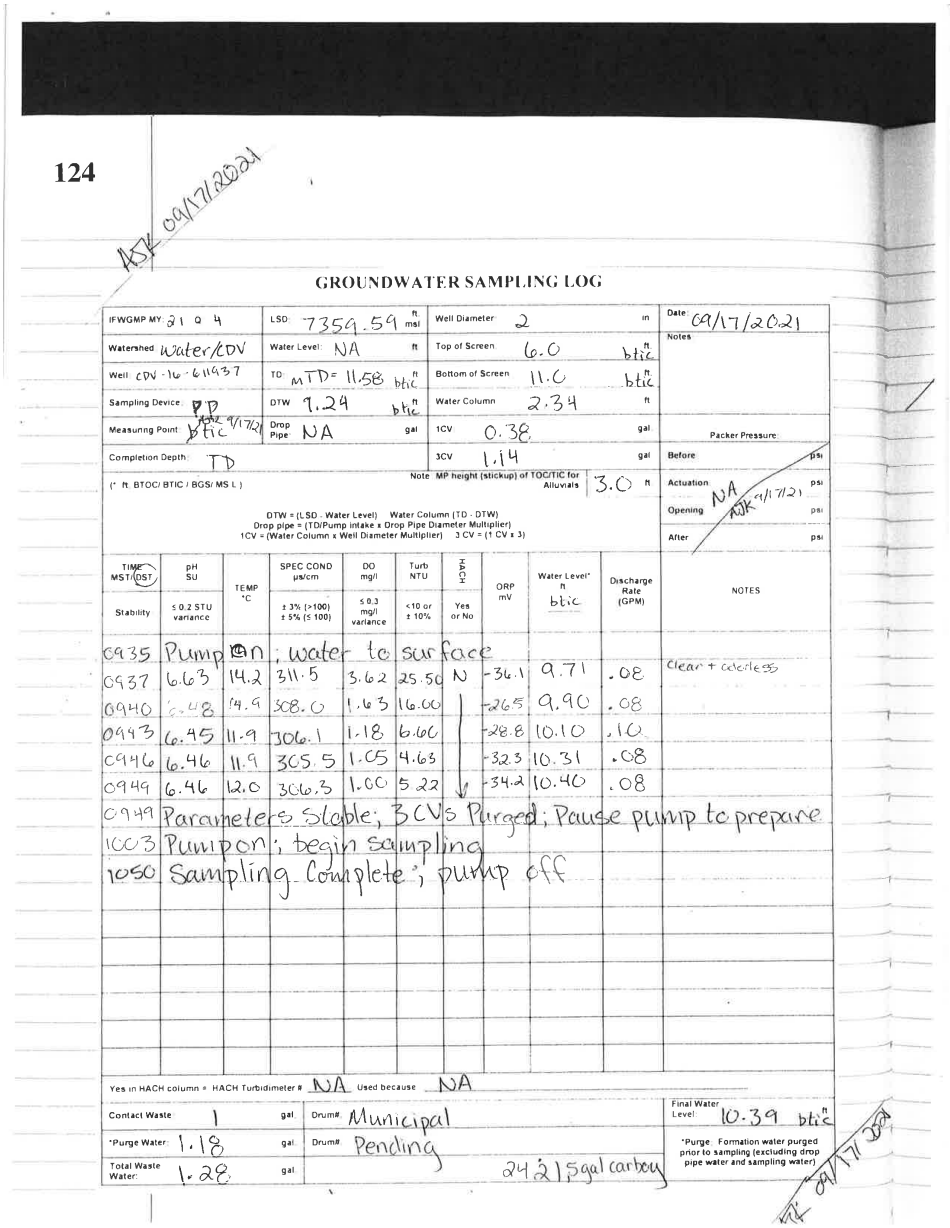

124

ASK 09/17/2021

GROUNDWATER SAMPLING LOG

IFWGMP MY: 2 1 Q 4	LSD: 7359.59 ft msl	Well Diameter: 2 in	Date: 09/17/2021
Watershed: Water/CDV	Water Level: NA ft	Top of Screen: 6.0 btic ft	Notes
Well: CDV-16-611937	TD: MTD= 11.58 btic ft	Bottom of Screen: 11.0 btic ft	
Sampling Device: PP	DTW: 9.24 btic ft	Water Column: 2.34 ft	
Measuring Point: btic 9/17/21	Drop Pipe: NA gal	1CV: 0.38 gal	Packer Pressure:
Completion Depth: TD		3CV: 1.14 gal	Before: psi
(* ft. BTOC/ BTIC / BGS/ MS L)		Note: MP height (stickup) of TOC/TIC for Alluvials: 3.0 ft	Actuation: NA ASK 9/17/21 psi
			Opening: psi
DTW = (LSD - Water Level) Water Column (TD - DTW)			After: psi
Drop pipe = (TD/Pump intake x Drop Pipe Diameter Multiplier)			
1CV = (Water Column x Well Diameter Multiplier) 3 CV = (1 CV x 3)			

TIME MST/(DST)	pH SU	TEMP °C	SPEC COND µs/cm	DO mg/l	Turb NTU	HACH	ORP mV	Water Level* ft btic	Discharge Rate (GPM)	NOTES
Stability	≤ 0.2 STU variance		± 3% (>100) ± 5% (≤ 100)	≤ 0.3 mg/l variance	<10 or ± 10%	Yes or No				
0935	Pump on; water to surface									
0937	6.63	14.2	311.5	3.62	25.50	N	-36.1	9.71	.08	clear + colorless
0940	6.48	14.9	308.0	1.63	16.00		-26.5	9.90	.08	
0943	6.45	11.9	306.1	1.18	6.60		-28.8	10.10	.10	
0946	6.46	11.9	305.5	1.05	4.63		-32.3	10.31	.08	
0949	6.46	12.0	306.3	1.00	5.22	↓	-34.2	10.40	.08	
0949	Parameters Stable; 3CVs Purged; Pause pump to prepare									
1003	Pump on; begin sampling									
1050	Sampling Complete; pump off									

Yes in HACH column = HACH Turbidimeter # NA Used because NA

Contact Waste: 1 gal	Drum#: Municipal		Final Water Level: 10.39 btic
*Purge Water: 1.18 gal	Drum#: Pending	24 2.5gal carboy	*Purge Formation water purged prior to sampling (excluding drop pipe water and sampling water)
Total Waste Water: 1.28 gal			

9/17/21

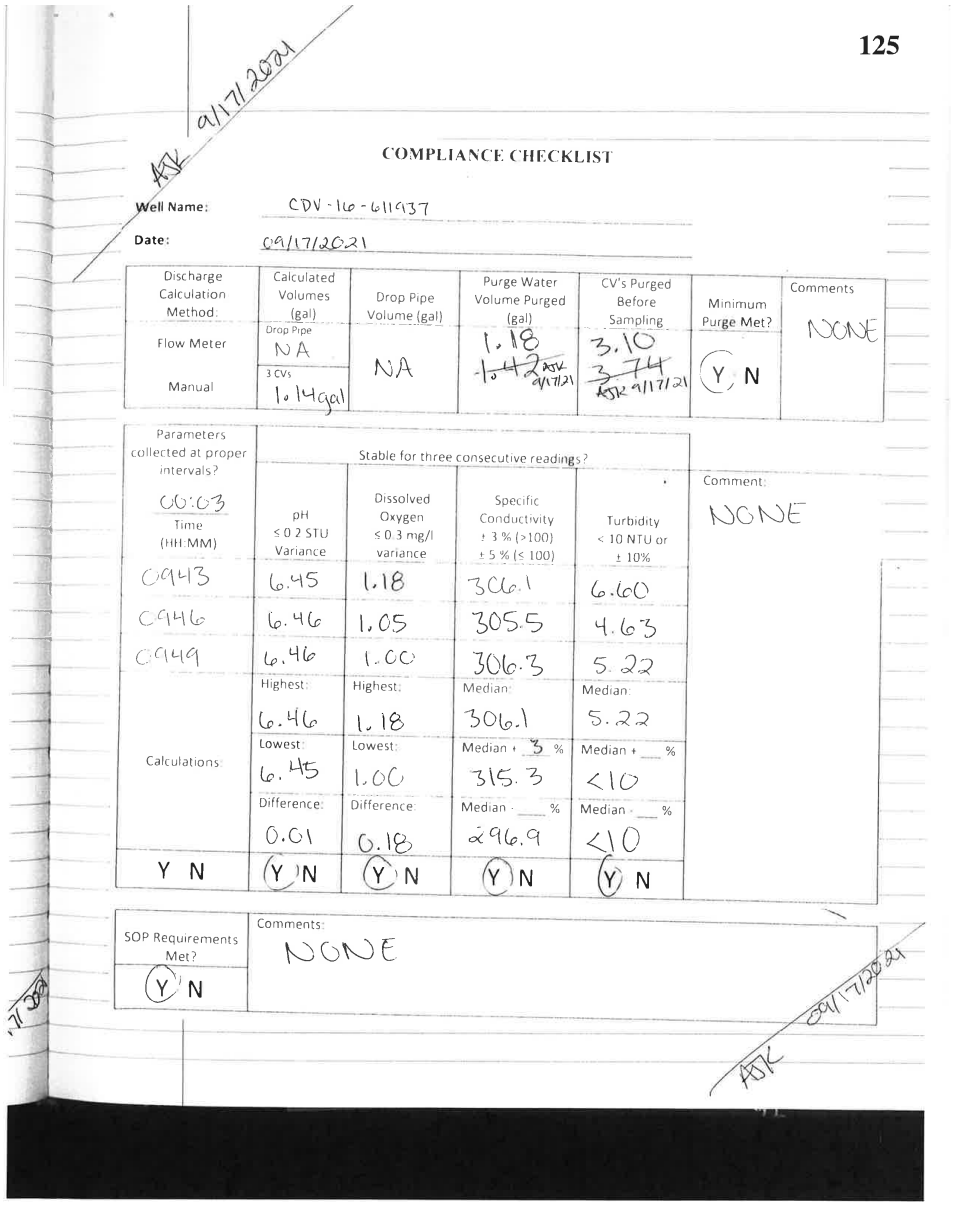

125

ASK 9/17/2021

COMPLIANCE CHECKLIST

Well Name: CDV-16-611937

Date: 09/17/2021

Discharge Calculation Method:	Calculated Volumes (gal)	Drop Pipe Volume (gal)	Purge Water Volume Purged (gal)	CV's Purged Before Sampling	Minimum Purge Met?	Comments
Flow Meter	Drop Pipe NA	NA	1.18 ~~1.42~~ ASK 9/17/21	3.10 ~~3.74~~ ASK 9/17/21	(Y) N	NONE
Manual	3 CVs 1.14gal					

Parameters collected at proper intervals?	Stable for three consecutive readings?				Comment:
Time (HH:MM)	pH ≤ 0.2 STU Variance	Dissolved Oxygen ≤ 0.3 mg/l variance	Specific Conductivity ± 3 % (>100) ± 5 % (≤ 100)	Turbidity < 10 NTU or ± 10%	NONE
0943	6.45	1.18	306.1	6.60	
0946	6.46	1.05	305.5	4.63	
0949	6.46	1.00	306.3	5.22	
Calculations:	Highest: 6.46	Highest: 1.18	Median: 306.1	Median: 5.22	
	Lowest: 6.45	Lowest: 1.00	Median + 3 % 315.3	Median + ___ % <10	
	Difference: 0.01	Difference: 0.18	Median - ___ % ≥96.9	Median - ___ % <10	
Y N	(Y) N	(Y) N	(Y) N	(Y) N	

SOP Requirements Met?	Comments:
(Y) N	NONE

09/17/2021 ASK

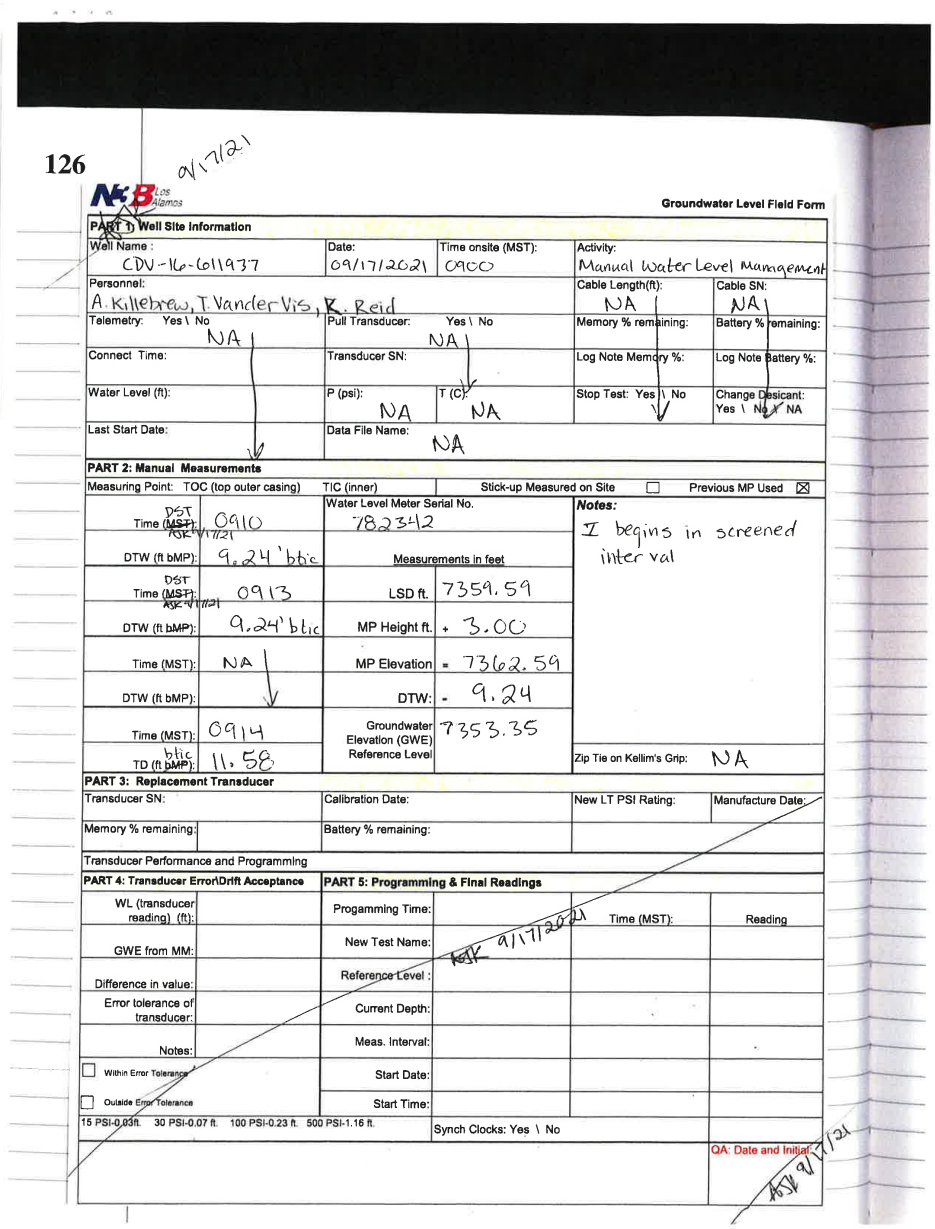

126

9/17/21

N3B Los Alamos

Groundwater Level Field Form

PART 1: Well Site Information

Well Name :	Date:	Time onsite (MST):	Activity:	
CDV-16-611937	09/17/2021	0900	Manual Water Level Management	
Personnel:			Cable Length(ft):	Cable SN:
A. Killebrew, T. VanderVis, K. Reid			NA	NA
Telemetry: Yes \ No	Pull Transducer: Yes \ No		Memory % remaining:	Battery % remaining:
NA	NA			
Connect Time:	Transducer SN:		Log Note Memory %:	Log Note Battery %:
Water Level (ft):	P (psi):	T (C):	Stop Test: Yes \ No	Change Desicant: Yes \ No \ NA
	NA	NA		
Last Start Date:	Data File Name:			
	NA			

PART 2: Manual Measurements

Measuring Point: TOC (top outer casing) | TIC (inner) | Stick-up Measured on Site ☐ | Previous MP Used ☒

Time (~~MST~~) DST ASE 9/17/21	0910	Water Level Meter Serial No. 782342	**Notes:** I begins in screened interval
DTW (ft bMP):	9.24 btic	Measurements in feet	
Time (~~MST~~) DST ASE 9/17/21	0913	LSD ft.	7359.59
DTW (ft bMP):	9.24 btic	MP Height ft.	+ 3.00
Time (MST):	NA	MP Elevation	= 7362.59
DTW (ft bMP):		DTW:	- 9.24
Time (MST):	0914	Groundwater Elevation (GWE) Reference Level	7353.35
TD (ft bMP):	btic 11.58	Zip Tie on Kellim's Grip:	NA

PART 3: Replacement Transducer

Transducer SN:	Calibration Date:	New LT PSI Rating:	Manufacture Date:
Memory % remaining:	Battery % remaining:		

Transducer Performance and Programming

PART 4: Transducer Error\Drift Acceptance

WL (transducer reading) (ft):	
GWE from MM:	
Difference in value:	
Error tolerance of transducer:	
Notes:	

☐ Within Error Tolerance
☐ Outside Error Tolerance

15 PSI-0.03ft. 30 PSI-0.07 ft. 100 PSI-0.23 ft. 500 PSI-1.16 ft.

PART 5: Programming & Final Readings

Progamming Time:		Time (MST):	Reading
New Test Name:	ASE 9/17/2021		
Reference Level :			
Current Depth:			
Meas. Interval:			
Start Date:			
Start Time:			

Synch Clocks: Yes \ No

QA: Date and Initial: ASE 9/17/21

March 2022 Field Forms

19

PRB-16-61439

CRE 3/7/22

Spring/Surface Water Sampling Field Data Sheet

Site name: PRB-16-61439 **Date:** 03/07/2022 **Onsite time:** 1005

Objective: Sample per applicable documentation **Weather:** cloudy, 30s, windy

Sampling crew: T. Walker, A. Vigil, C. Eckert

Two-minute safety drill: Ice, cold, slippery surfaces

Meters calibrated at (location) 500 SMO **by (whom)** C. Eckert **at (time)** 0725

Multimeter number: 500 **Turbidimeter serial number:** 19E104893

Sample Retrieval **Date:** 03/07/2022 **Time:** 1017 **Method:** PP

Sample Event ID: 14223 **Sample ID Numbers:** CAWA-22-242237, -242238, -242239, -242240

FIELD PARAMETERS

pH (su): 6.90 Sp. Cond. (µS/cm): 132.7 Turbidity (NTU): 6.82

Temperature (°C): 6.0 DO (mg/L): 9.30 Q (gpm): 0.53 gpm

Explanation of Q method, including calculations:

$1: \frac{500mL}{15s}$ $2: \frac{500mL}{15s}$ $3: \frac{500mL}{15s} \times \frac{60s}{1m} \times \frac{1k}{1000mL} \times \frac{1g}{3.785k} = 0.53$ gpm

Note: To convert cfs to gpm, multiply cfs by 448.83

SITE DESCRIPTION (circle all that apply)

Media type: Spring Baseflow (persistent flow)

Sample location: Bank Wading Station Gage: at / above / below

Midstream natural feature Other (specify):

Description of Sampling Site: Pool Riffle Eddy Diffuse Other

Written description: Source below rock above pool

Substrate: Bedrock Concrete Cobble Gravel Sand Mud

Stage Conditions: Stable: normal / low / high Falling Rising Other (specify):

Hydraulic Event: Routine Snowmelt Flood Drought Other (specify):

Stream Color: Brown Clear Green Blue Gray Other (specify):

Description of flow: Turbulent Laminar Recirculating Stagnant Other

Written description: seep low flow

Photos and GPS

GPS point #1:	Name: NA	Coordinates: NA			Units: NA	
GPS point #2:	Name: ↓	Coordinates: ↓			Units: ↓	
Photo #1:	Description: Source	Facing: S	Time: 1058		Taken by: C. Eckert	
Photo #2:	Description: NA	Facing: NA	Time: NA		Taken by: NA	
Photo #3:	Description: ↓	Facing: ↓	Time: ↓		Taken by: ↓	

Other notes: C. Eckert conduct HE spot test; Negative; A. Vigil Preserver; C. Eckert QAS

Offsite time: 1215 **Relinquish samples at SMO, care of** L. Tower **at (time)** 1307

Objectives met? YES

CRE 3/7/22

Spring and Surface Water Sampling	Document No.:	N3B-SOP-ER-3002
	Revision:	0
	Effective Date:	4/15/2019
Reference	Page:	15 of 18

ATTACHMENT 1

Page 1 of 1

Spring/Surface Water Sampling Field Data Sheet

Site name: Between E292 & Water@Beta **Date:** 3/11/2022 **Onsite time:** 1050

Objective: Sample per reference docs on pg 3 **Weather:** Sunny, 30s

Sampling crew: C. Eckert, J. Jordan, A. Shaw, A. Killebrew, M. Stastny, T. Walker, A. Vigil

Two-minute safety drill: Hiking, ice,

Meters calibrated at (location) SMO **by** (whom) A. Killebrew **at** (time) 0745

Multimeter number: ~~#400~~ CE 3/11/22 #500 **Turbidimeter serial number:** NA

Sample Retrieval **Date:** 3/11/2022 **Time:** 1105 **Method:** PP, DC

Sample Event ID: 14223 **Sample ID Numbers:** CAWA-22-242202, -242201, -242204, -242203

FIELD PARAMETERS

pH (su): ~~3.7~~ CE 3/11/22 7.52 Sp. Cond. (µS/cm): 141.5 Turbidity (NTU): 5.41

Temperature (°C): 3.6 DO (mg/L): 10.20 Q (gpm): 39.65

Explanation of Q method, including calculations: 3" Parshall Flume → 0.21'

Q from discharge table

Note: To convert cfs to gpm, multiply cfs by 448.83

SITE DESCRIPTION (circle all that apply)

Media type: Spring **Baseflow (persistent flow)**

Sample location: Bank Wading Station Gage: at / above / below

Midstream natural feature Other (specify):

Description of Sampling Site: **Pool** Riffle Eddy Diffuse Other

Written description: Sampling midstream

Substrate: **Bedrock** Concrete **Cobble** **Gravel** Sand Mud

Stage Conditions: Stable: **normal** / low / high Falling Rising Other (specify):

Hydraulic Event: Routine **Snowmelt** Flood Drought Other (specify):

Stream Color: Brown **Clear** Green Blue Gray Other (specify):

Description of flow: Turbulent **Laminar** Recirculating Stagnant Other

Written description: NA

Photos and GPS

GPS point #1: Name: NA Coordinates: NA Units: NA

GPS point #2: Name: ↓ Coordinates: ↓ Units: ↓

Photo #1: Description: Upstream Facing: W Time: 11:11 Taken by: MAS

Photo #2: Description: Downstream Facing: E Time: 11:10 Taken by: MAS

Photo #3: Description: NA Facing: NA Time: NA Taken by: NA

Other notes: A. Killebrew perform HE spot test: NEGATIVE; J. Jordan perform; CE QAS

Offsite time: 1200 **Relinquish samples at SMO**, care of L. Tower at (time) 1240

Objectives met? YES

[redacted]

20

MS 3/8/22

Bull Dog Spring

Page 1 of 1

Spring/Surface Water Sampling Field Data Sheet

Site name: Bull Dog Spring	**Date:** 03/08/2022	**Onsite time:** 9:15am	
Objective: Sample per ref. DOC's on p.3	**Weather:** clear sky, Cold, Temp 21°f.		
Sampling crew: T. Walker, C. Eckert, A. Killebrew, M. Shendo, A. Orozco, & D. Woody			
Two-minute safety drill: watch for slips, trips, & Falls, Snow, cold weather, Driving			
Meters calibrated at (location) SMO	**by** (whom) C. Eckert	**at** (time) 7:10am	
Multimeter number: 500	**Turbidimeter serial number:** NA		
Sample Retrieval	**Date:** 03/08/2022	**Time:** 9:45am	**Method:** PP
Sample Event ID: 14223	**Sample ID Numbers:** CAPA-22-243491, 243490, 243492, 23493 23494		

FIELD PARAMETERS

pH (su): 7.69	Sp. Cond. (µS/cm): 134.2	Turbidity (NTU): 26.41
Temperature (°C): 5.8	DO (mg/L): 9.60	Q (gpm): 0.47gpm

Explanation of Q method, including calculations: ~~1.8L x~~ MS 3/8/22

$\frac{60 sec}{1 min} \times \frac{450 mL}{15 sec} \times \frac{60 sec}{1 min} = 1800 mL pm$ $1.8L \div 3.785 = 0.47 gpm$ $\frac{450 mL}{15 sec}$

Note: To convert cfs to gpm, multiply cfs by 448.83

SITE DESCRIPTION (circle all that apply)

Media type:	Spring			Baseflow (persistent flow)		
Sample location:	Bank		Wading	Station Gage: at / above / below		
	Midstream natural feature		Other (specify): Hillside opening			
Description of Sampling Site:	Pool	Riffle	Eddy	Diffuse	Other	
	Written description: Pool below Source					
Substrate:	Bedrock	Concrete	Cobble	Gravel	Sand	Mud
Stage Conditions:	Stable: normal / low / high		Falling	Rising	Other (specify):	
Hydraulic Event:	Routine	Snowmelt	Flood	Drought	Other (specify):	
Stream Color:	Brown	Clear	Green	Blue	Gray	Other (specify):
Description of flow:	Turbulent	Laminar	Recirculating	Stagnant	Other	
	Written description:					

Photos and GPS

GPS point #1:	Name:	Coordinates:		Units:
GPS point #2:	Name:	Coordinates:		Units:
Photo #1:	Description:	Facing: 3/8/22	Time:	Taken by:
Photo #2:	Description:	Facing:	Time:	Taken by:
Photo #3:	Description:	Facing:	Time:	Taken by:

MS

Other notes: HE Spot Test: Negative C. Eckert preserves samples, A. Killebrew QC's

Offsite time: 1030 **Relinquish samples at SMO**, care of R. Onstott at (time) 1415

Objectives met? yes

MS 3/8/22

17

ATR 03/05/2022

Burning Ground Spring

Spring/Surface Water Sampling Field Data Sheet

Site name: Burning Grounds **Date:** 03/05/2022 **Onsite time:** 0925 MST
Objective: Sample per doc. on pg. #3 **Weather:** cloudy high of 40°F
Sampling crew: T. Walker, A. Killebrew, J. Jordan
Two-minute safety drill: tripping + slipping hazards
Meters calibrated at (location) SMO **by** (whom) A. Killebrew **at** (time) 0730 MST
Multimeter number: 500 (N3B) **Turbidimeter serial number:** NA
Sample Retrieval **Date:** 03/05/2022 **Time:** 0945 MST **Method:** PP
Sample Event ID: 14 223 **Sample ID Numbers:** CAWA-22-243621, 242214, 242216, 242217

FIELD PARAMETERS

pH (su): 7.21 Sp. Cond. (µS/cm): 290.1 Turbidity (NTU): 1.19
Temperature (°C): 9.1 DO (mg/L): ~~44.82~~ 03/05/2022 9.01 Q (gpm): 3.96
Explanation of Q method, including calculations: Manual measure using 1 gallon container
) $\frac{6.330 \text{ gal}}{5 \text{ seconds}} \cdot \frac{60 \text{ sec}}{1 \text{ min}} = 3.96$ GPM

Note: To convert cfs to gpm, multiply cfs by 448.83

SITE DESCRIPTION (circle all that apply)

Media type: Spring Baseflow (persistent flow)
Sample location: Bank Wading Station Gage: at / above / below
Midstream natural feature Other (specify):
Description of Sampling Site: Pool Riffle Eddy Diffuse Other
Written description:
Substrate: Bedrock Concrete Cobble Gravel Sand Mud
Stage Conditions: Stable: normal / low / high Falling Rising Other (specify):
Hydraulic Event: Routine Snowmelt Flood Drought Other (specify):
Stream Color: Brown Clear Green Blue Gray Other (specify):
Description of flow: Turbulent Laminar Recirculating Stagnant Other
Written description: NA

Photos and GPS

GPS point #1: Name: NA Coordinates: NA Units: NA
GPS point #2: Name: Coordinates: Units:
Photo #1: Description: source Facing: South Time: 1020 Taken by: A. Killebrew
Photo #2: Description: above source Facing: North Time: 1020 Taken by: A. Killebrew
Photo #3: Description: below source Facing: south Time: 1020 Taken by: A. Killebrew
Other notes: NONE
Offsite time: 1145 MST **Relinquish samples at SMO**, care of K. Popova at (time) 1320
Objectives met? Yes, NOTE HE test negative, J. Jordan preserves + A. Killebrew QAs, contact waste 1 gal (municipal)

AJR 03/05/2022

[redacted]

28

3/5/2022 CdV-16-02656

MST 0710 C. Eckert calibrate YSI 400; see logbook for details (Vol III)
0730 M. Stasny conduct daily U&S tailgate at SMC
0930 Crew (M. Stasny, A. Vigil, C. Eckert) on site @ CdV-16-02656
w/ escort A. Aragon
2-min safety ice, wind, slip, trip, falls
Weather: light snow, 30s, windy, cloudy
Objective: purge & sample CdV-16-02656 per all applicable
SOPs & document location pg 3 of this logbook
0937 DTW = 8.72' BTOC AVG DTW = 8.62' BTOC
0940 DTW = 8.59' BTOC MTD = 11.05' BTOC
0943 DTW = 8.55' BTOC GWE = 7436.86' msl
WC = (TD − DTW) = 2.43'
2" ID 1CV = (0.163 gal/ft)(WC) = 0.40 gal 3CV = 1.19 gal
1000 Pump on, water to surface; Q = 0.05 gpm (manually wound w/ gate cyl)
1002 Flow through cell full; begin logging parameters on YSI #400
(file name: CdV-16-02656 MY22 Q2); GW sampling log; &
ipad #2 (M Stasny)
~~1012 Pause pump; prepare to sample~~ CRE 3/5/22
1019 Well dry; Stop pumping for recharge
1033 Pump on; begin sampling
1036 ~~1103 Pump on~~ CE 3/5/22 Pump off; allow to recharge
1103 Pump on; continue attempt to sample
1105 Pump off; allow to recharge
1115 Pump on; intake tube full of sediment - unable to continue sampling
1117 V = 11.05' BTOC, 1 L of prioritized sample collected
NOTE: NE spot test negative
CE 3/5/22 ~~1130~~ Summary: Objective met to purge & sample CdV-16-02656
per all applicable SOPs & refer documents location pg 3
of this logbook. See pg 29 ~~& 30~~ for GW sampling log ~~& compliance checklist~~ CE 3/5/22
1130 Crew offsite CE 3/5/22
1300 Relinquish samples to SMC c/o K. Popova
Elev ID: 14223
Sample ID: CAWA-22-242246

CRE
3/5/22

29

CdV-16-02656

3/5/2022

IFWGMP MY: 22 Q: 2	LSD: 7443.18 ft. msl	Well Diameter: 2 in.	Date: 3/5/2022
Watershed: Water/CdV	Water Level: ~~8.62~~ CE 3/5/22 ft. BToC	Top of Screen: 5.30' BToC ft.	Notes: V begins in screened interval
Well: CdV-16-02656	TD: MTP = 11.05 ft. BToC	Bottom of Screen: 11.00' BToC ft.	
Sampling Device: PP	DTW: 8.62 ft. BToC	Water Column: 2.43 ft.	
Measuring Point: BToC	Drop Pipe: NA gal.	1CV: 0.40 gal.	Packer Pressure:
Completion Depth: TD		3CV: 1.19 gal.	Before: psi
(* ft. BTOC/ BTIC / BGS/ MS L)	Note: MP height (stickup) of TOC/TIC for Alluvials 2.30 ft.		Actuation: CE 3/5/22 psi
			Opening: psi
			After: psi

DTW = (LSD - Water Level) Water Column (TD - DTW)
Drop pipe = (TD/Pump intake x Drop Pipe Diameter Multiplier)
1CV = (Water Column x Well Diameter Multiplier) 3 CV = (1 CV x 3)

TIME MST/DST	pH SU	TEMP °C	SPEC COND µs/cm	DO mg/l	Turb NTU	HACH	ORP mV	Water Level* ft. BToC	Discharge Rate (GPM)	NOTES
Stability:	≤ 0.2 STU variance		± 3% (>100) ± 5% (≤ 100)	≤ 0.3 mg/l variance	<10 or ± 10%	Yes or No				
1000	Pump on; water to surface; Q = 0.05 gpm									
1002	7.22	5.0	294.9	9.30	20.86	N	5.2	9.02	0.05	Q checked, clear water
1005	6.97	5.2	298.0	9.21	17.78		38.8	9.41	0.05	
1008	6.93	5.2	298.7	9.31	15.51		57.0	9.70	0.05	
1011	6.91	5.3	296.8	9.35	15.24		76.9	10.35	0.05	
~~1012~~	~~Pause pump; prepare to sample~~									
1014	7.02	5.9	3.4	9.56	3.51	N	82.7	10.62	0.05	Q checked, clear water
1017	6.88	5.4	296.9	9.17	19.71		94.1	10.62	0.05	
~~1019~~	Well dry; stop pumping for recharge									
1033	Pump on; begin sampling							10.00	0.05	
1036	Pump off; allow to recharge									
1103	Pump on; continue attempt to sample									
1105	Pump off; allow to recharge									
1115	Pump on - intake + Gyr oil of sediment - unable to continue sampling/pump off									
1117	V = 11.05' BToC; 1L of preservative sample collected									
								CE 3/5/22		

Yes in HACH column = HACH Turbidimeter # NA Used because NA

Contact Waste: 0.5 gal.	Drum#: Nunnapa		Final Water Level: 11.05
*Purge Water: ~~1.2~~ CE 3/5/22 0.95 gal.	Drum#: 2602; 5 gal carboy		*Purge: Formation water purged prior to sampling (excluding drop pipe water and sampling water)
Total Waste Water: 1.2 gal.	Reading WPF		

3/5/22 CE

[redacted]

ATTACHMENT 3

COMPLIANCE CHECKLIST

Well Name: CdV-16-02656

Date: 3/5/2022

Discharge Calculation Method:	Calculated Volumes (gal)	Drop Pipe Volume (gal)	Purge Water Volume Purged (gal)	CV's Purged Before Sampling	Minimum Purge Met?	Comments
Flow Meter (Manual)	Drop Pipe: NA 3 CVs: 1.19	NA	0.95	2.38	Y (N)	Well went dry before 3 CVs could be purged

Parameters collected at proper intervals?	Stable for three consecutive readings?				Comment:
Time (HH:MM)	pH ≤ 0.2 STU Variance	Dissolved Oxygen ≤ 0.3 mg/l variance	Specific Conductivity ± 3 % (>100) ± 5 % (≤ 100)	Turbidity < 10 NTU or ± 10%	
1011	6.91	9.35	296.8	15.24	Sampled after recharge per SOP
1014	7.02	9.56	296.9	3.51	
1017	6.88	9.17	296.9	19.71	
Calculations:	Highest: 7.02	Highest: 9.56	Median: 296.9	Median: 15.24	
	Lowest: 6.88	Lowest: 9.17	Median + 3 %: 305.81	Median + 10 %: 16.76	
	Difference: 0.14	Difference: 0.39	Median - 3 %: 287.99	Median - 10 %: 14.78	
Y N	(Y) N	Y (N)	(Y) N	Y (N)	

SOP Requirements Met?	Comments:
(Y) N	Purged dry then Sampled after recharge

CdV-16-02659

MST 1136 Crew on site @ CdV-16-02659 (M. Shendo, A. Killebrew, M. Stastny, J. Jordan)

NOTE: See pg. 32 for morning activities

2min safety: slipping & tripping hazard; cold weather

weather: cloudy, high of 42°F

objective: to purge & sample CdV-16-02659 per applicable ref. docs. & SOPs on pg 3 of this logbook

1140 DTW: 8.19 'BTIC water level meter# =

1144 DTW: 8.19 'BTIC MTD = 10.89' BTIC

WC = TD - DTW = 2.70 '

4"ID 1CV = (0.653 gal/ft)WC = 1.76 gallons

3CVs = 5.28 gallons

1154 Pump on; water to surface, Q = 0.15 (manual measure w/ graduated container)

1155 flow through cell on YSI full, begin logging parameters on YSI #5100, GW sampling log & Ipad #3 (A. Killebrew)

1217 Pause pump for sample preparation

1219 Pump on; water to surface; parameters stable, begin sampling

1256 Sampling complete; Pump off

summary: objective complete to purge & sample CdV-16-02659 per applicable refference documents & SOPs found on pg# 3 of this logbook; see pg. 36-38 for GW sampling log & compliance check list & GW level form

NOTE: HE spot test negative

NOTE: J. Jordan preserves samples M. Shendo QAs

1345 Crew off site

1530 Relinquish samples to SMO c/o R. Onslot

Event ID: 14223

Sample IDs: CAWA-22-242254, 242253, 242255, 242256

2022

ASK 03/07/2022

36

GROUNDWATER SAMPLING LOG

IFWGMP MY 22 Q 2 | LSD 7300.50 ft msl | Well Diameter 4.0 in | Date 03/07/2022

Watershed Water/CdV | Water Level NA ft | Top of Screen 4.94 ft BTIC | Notes ~~V~~ begins in screened interval

Well CdV-16-0265A | TD 10.89 ft BTIC | Bottom of Screen 9.94 ft BTIC

Sampling Device PP | DTW 8.19 ft BTIC | Water Column 2.70 ft

Measuring Point ~~BTIC~~ MK 03/01/22 BTIC | Drop Pipe NA gal | 1CV 1.76 gal

Completion Depth MT D | 3CV ~~5.23~~ 5.29 gal MK 04/11/2022

(* ft BTOC/ BTIC / BGS/ MSL)

Note MP height (stickup) of TOC/TIC for Alluvials 3.24 ft

Packer Pressure: Before psi; Actuation psi; Opening MK 03/07/2022 psi; After psi

DTW = (LSD - Water Level) Water Column (TD - DTW)
Drop pipe = (TD/Pump intake x Drop Pipe Diameter Multiplier)
1CV = (Water Column x Well Diameter Multiplier) 3 CV = (1 CV x 3)

TIME MST/DST	pH SU	TEMP °C	SPEC COND µS/cm	DO mg/l	Turb NTU	HACH	ORP mV	Water Level* ft BTIC	Discharge Rate (GPM)	NOTES
Stability	≤ 0.2 STU variance		± 3% (>100) ± 5% (≤ 100)	≤ 0.3 mg/l variance	<10 or ± 10%	Yes or No				
1154	Pump on; water to surface Q =								0.15	clear no odor
1155	7.03	5.2	256.1	9.74	2.30	N	83.4	8.33	↓	↓
1158	6.79	5.5	258.1	9.01	5.38		99.7	8.41	0.15	Checked same clear, no odor
1201	6.78	5.5	258.1	8.97	4.63		109.6	8.42	↓	↓
1204	6.78	5.5	258.0	8.95	3.41		116.6	8.42	↓	-
1207	6.78	5.5	258.0	8.95	3.41		119.9	8.43	0.15	Checked same clear no odor
1210	6.78	5.6	258.3	8.91	2.25		124.9	8.43	↓	↓
1213	6.79	5.5	258.2	8.90	2.20		128.2	8.41	↓	↓
1216	6.79	5.5	258.1	8.91	2.18		132.5	8.41	↓	↓
1217	Pause pump for sample preparation								↓	↓
1219	Pump on; water to surface; parameters stable, begin Sampling								↓	↓
1256	Pump off, sampling complete								↓	↓

MK 03/07/2022

Yes in HACH column = HACH Turbidimeter # NA Used because NA

Contact Waste 1/2 gal | Drum# Municipal

*Purge Water 3.45 gal | Drum# 5 gallon carboy; 2604

Total Waste Water ~~9.45~~ MK 03/07/2022 3.45 gal | Pending Land Application

Final Water Level 8.66 BTIC

*Purge Formation water purged prior to sampling (excluding drop pipe water and sampling water)

N3B-SOP-ER-3003 Compliance Checklist

Well Name: CDV-16-02659

Date: 3/7/22 2:18 PM

Discharge Calculation Method	Calculated Volumes (gal)	Drop Pipe Volume Purged (gal)	Purge Water Volume (gal) [Formation water purged prior to sampling (excluding drop pipe water and sampling water)]	CV's Purged Before Sampling	Minimum Purge Met?	Comments: NONE
Manual	Drop pipe: 0 3 CVs: ~~5.23~~ 5.29 AJK 04/11/2022	0	~~2.7~~ 3.45 AJK 03/07/2022	1.96 ~~1.55~~ 1.53 AJK 04/11/2022	Y	

✓ 04/28/22

Stable for three consecutive readings?
Parameter / (Stability Criteria)

Time of Measurement (Proper Measurement Intervals [HH:MM]?)	pH (≤ 0.2 SU)	Dissolved Oxygen (≤ 0.3 mg/l)	Specific Conductivity (± 3% >100 us/cm; 5% ≤100 us/cm)	Turbidity (Stable if < 10 NTU; ± 10% if ≥ 10 NTU)	Comments: NONE
~~12:07~~ 10 AJK 04/11/22	6.78	~~8.98~~ 8.91 AJK 04/11/22	~~258.0~~ 258.3 AJK 04/11/22	~~37.41~~ 2.25 AJK 04/11/22	
~~12:10~~ 13 AJK 04/11/22	~~6.78~~ 6.79 AJK 04/11/22	~~8.91~~ 8.90 AJK 04/11/22	~~258.3~~ 258.2 AJK 04/11/22	~~2.25~~ 2.20 AJK 04/11/22	
~~12:13~~ 16 AJK 04/11/22	6.79	~~8.9~~ 8.91 AJK 04/11/22	~~258.2~~ 258.1 AJK 04/11/22	~~2.20~~ 2.18 AJK 04/11/22	
Calculations	Highest 6.79	Highest ~~8.98~~ 8.91 AJK 04/11/22	Median ~~258.2~~ 258.3 AJK 04/11/22	Median ~~2.25~~ 2.20 AJK 04/11/22	
	Lowest 6.78	Lowest 8.9	■ Median * 1.03 or ☐ Median * 1.05: 265.9	■ N/A or ☐ Median * 1.1: < 10	
	Difference 0.01	Difference ~~0.08~~ 0.01 AJK 04/11/22	■ Median * 0.97 or ☐ Median * 0.95: 250.5	■ N/A or ☐ Median * 0.9: < 10	
Y	Y	Y	Y	N	

SOP Requirements Met?	Comments: NONE
N	

Generated Waste

Purge Water (gal): ~~3.15~~ 3.45 AJK 04/11/22	Contact Waste (gal): 0.5	Decon Fluids (gal): NA	Final Water Level: ~~8.41 ft~~ 8.66 ft AJK 03/07/2022
Container ID: 2604,5 gal. carboy	Container ID: NONE,NONE	Container ID:	
Waste Description: Pending Land Application	Waste Description: Municipal	Waste Description: ✓	

N3B Los Alamos

N3B-Form-6156

Groundwater Level Field Form

PART 1: Well Site Information

Well Name :	Date:	Time onsite (MST):	Activity:	
CdV-16-02659	03/07/2022	1136	Manual I Measurement	
Personnel: A. Killebrew, M. Shendo, M. Stastny, J. Jordan			Cable Length(ft): NA	Cable SN: NA
Telemetry: Yes \ (No) NA	Pull Transducer: Yes \ (No)		Memory % remaining:	Battery % remaining:
Connect Time:	Transducer SN: NA		Log Note Memory %:	Log Note Battery %:
Water Level (ft):	P (psi): NA	T (C): NA	Stop Test: Yes \ No	Change Desicant: Yes \ No \ NA
Last Start Date:	Data File Name: NA			

PART 2: Manual Measurements

Measuring Point: (TOC) (top outer casing) TIC (inner) Stick-up Measured on Site ☐ Previous MP Used ☒

Time (MST):	1146	Water Level Meter Serial No.	**Notes:** I begins in screened Interval
DTW (ft bMP):	8.19	Measurements in feet	
Time (MST):	1144	LSD ft. 7300.50	
DTW (ft bMP):	8.19	MP Height ft. + 3.24	
Time (MST):		MP Elevation = 7303.74	
DTW (ft bMP):		DTW: - 8.19	
Time (MST):		Groundwater Elevation (GWE) Reference Level 7295.55	
TD (ft bMP):			Zip Tie on Kellim's Grip: NA

AKK 03/07/2022

PART 3: Replacement Transducer

Transducer SN:		Calibration Date:	New LT PSI Rating:	Manufacture Date:
Memory % remaining:		Battery % remaining:		

Transducer Performance and Programming

PART 4: Transducer Error\Drift Acceptance		**PART 5: Programming & Final Readings**			
WL (transducer reading) (ft):		Progamming Time:		Time (MST):	Reading
GWE from MM:		New Test Name:			
Difference in value:		Reference Level :			
Error tolerance of transducer:		Current Depth:			
Notes:		Meas. Interval:			
☐ Wilhin Error Tolerance		Start Date:			
☐ Outside Error Tolerance		Start Time:			
15 PSI-0.03ft. 30 PSI-0.07 ft. 100 PSI-0.23 ft. 500 PSI-1.16 ft.		Synch Clocks: Yes \ No			
					QA: Date and Initial:

AKK 03/07/2022

32

03/07/2022 CdV-16-~~02659~~ 611937 AJK 03/07/2022

0700	A. Killebrew calibrates YSI # 500 (N3B) see logbook (Vol. III) for details
0730	M. Stastney conducts S&H Tailgate @ SMO
0950	Crew (M. Shendo, M. Stastney, A. Killebrew) on site @ CdV-16-~~02659~~ 611937 AJK 03/07/2022
	2 min safety: tripping & slipping hazards
	weather: cloudy; high of 45 °F
	objective: To purge & sample CdV-16-~~02659~~ 611937 AJK 03/07/2022 per applicable SOPs & refference documents on pg. #3 of this logbook
	DTW = 6.92 BTIC AJK 03/07/22 water level meter #
	DTW = 6.92 BTIC AJK MTD = 11.58 BTIC
	WC = TD - DTW = 4.66' 03/07/22
4" ID	1CV = (0.653 gal/ft) WC = 3.04 gal
	3CV = 9.13 gal
1019	Pump on, water to surface, Q = 0.19 (manual measure w/ 5 gallon carboy)
1020	YSI flow through cell full, begin logging parameters on YSI # 500 (N3B), GW sampling log, & Ipad #3 (A. Killebrew)
1048	Pause Pump to begin sample preparation,
1049	Pump on; 1CV purged, parameters stable, begin sampling
1110	Sampling complete; Pump off
Summary:	Prioritized suite collected as water level dropped to bottom of screen, no recharge per refference documents and SOPs found on pg #3 of this logbook see pg's 33, 34, & 39 for GW sampling log, compliance checklist, and GW level form
NOTE:	M. Shendo preserves, J. Jordan QAs
NOTE:	HE spot test negative
1120	Crew off site
1530	Relinquish samples to SMO c/o R. Onstot
	Event ID: 14223
	Sample IDs: CAWA-22-242422, 242423, 242425

AJK 03/07/2022

33

AJK 03/07/2022

CdV-16-611937

GROUNDWATER SAMPLING LOG

IFWGMP MY 22 Q 2	LSD 7359.59 ft msl	Well Diameter 2 in	Date 03/07/2022
Watershed Water CdV	Water Level 6.92 BTIC	Top of Screen 6.0 BTIC	Notes V begins in screened interval
Well CdV-16-611937	TD 11.58 = MTD BTIC	Bottom of Screen 11.0 BTIC	
Sampling Device PP	DTW 6.92 BTIC	Water Column 4.66 ft	
Measuring Point MTD TIC AJK 03/07/22	Drop Pipe NA gal	1CV 3.04 gal	Packer Pressure
Completion Depth MTD		3CV 9.13 gal	Before psi
(* ft BTOC/ BTIC / BGS/ MS L)		Note MP height (stickup) of TOC/TIC for Alluvials 3.0 ft	Actuation psi
			Opening psi
			After psi

AJK 03/07/22

DTW = (LSD Water Level) Water Column (TD DTW)
Drop pipe = (TD/Pump intake x Drop Pipe Diameter Multiplier)
1CV = (Water Column x Well Diameter Multiplier) 3 CV = (1 CV x 3)

TIME MST/ DST Stability	pH SU ≤ 0.2 STU variance	TEMP °C	SPEC COND µs/cm ± 3% (>100) ± 5% (≤ 100)	DO mg/l ≤ 0.3 mg/l variance	Turb NTU <10 or ± 10%	HACH Yes or No	ORP mV	Water Level* ft BTIC	Discharge Rate (GPM)	NOTES
1019	Pump on, water to surface, begin logging parameters Q=0.19									
1020	5.92	4.0	197.2	4.93	87.5	N	89.5	9.40	0.19	cloudy, no odor
1023	5.95	4.4	198.8	4.11	104.20		68.7	9.45		
1026	5.97	4.7	198.2	3.98	91.14		95.3	9.88	0.19	Q checked: same cloudy, no odor
1029	6.08	5.0	203.6	1.89	82.00		79.2	10.34	0.11	Q changed to 0.11
1032	6.05	4.9	205.2	2.28	86.50		80.1	10.23	0.11	clear no odor
1035	6.08	4.8	205.6	3.31	58.88		69.0	10.18		
1038	6.10	4.7	206.4	3.54	49.77		64.5	10.15		Q checked: same cloudy no odor
1041	6.11	4.6	206.9	3.62	44.20		61.8	10.12		cloudy no odor
1044	6.11	4.6	207.1	3.71	40.50		60.0	10.12		
1047	6.11	4.6	207.3	3.70	40.24		59.5	10.09		
1048	pause pump to prepare for sample									
1049	pump on, 1CV purged, parameters stable, begin sampling									
1010	Pump off, sampling complete									

AJK 03/07/2022

Yes in HACH column = HACH Turbidimeter # NA Used because NA

Contact Waste 1/2 gal	Drum# Municipal	Final Water Level 10.95 BTIC	
3.99 *Purge Water ~~3.65~~ 3.69 gal 03/07/22	Drum# 5gallon carboy; 2603	*Purge Formation water purged prior to sampling (excluding drop pipe water and sampling water)	
3.99 Total Waste Water ~~3.65~~ 3.69 gal 03/07/22	Pending Land Application		

TV 4/27/22

AJK 03/07/2022

34

ASK 03/07/2022

CdV-16 - 611937

N3B-SOP-ER-3003 Compliance Checklist

Well Name: CDV-16-611937

Date: 3/7/22 1:58 PM

Discharge Calculation Method	Calculated Volumes (gal)	Drop Pipe Volume Purged (gal)	Purge Water Volume (gal) (Formation water purged prior to sampling (excluding drop pipe water and sampling water))	CV's Purged Before Sampling	Minimum Purge Met?	Comments:
Manual	Drop pipe: 1.87 3 CVs: 9.13	1.90	3.99 ASK 04/11/22 ~~1.98~~ 3.75 √ 4/27/22	ASK 04/11/22 ~~0.65~~ 2.64 1.31	N	NONE

Time of Measurement (Proper Measurement Intervals [HH:MM]?)	Stable for three consecutive readings? Parameter / (Stability Criteria) pH (≤ 0.2 SU)	Dissolved Oxygen (≤ 0.3 mg/l)	Specific Conductivity (± 3% >100 us/cm; 5% ≤100 us/cm)	Turbidity (Stable if < 10 NTU; ± 10% if ≥ 10 NTU)	Comments:
10:41	6.11	3.62	206.9	44.20	NONE
10:44	6.11	3.71	207.1	40.50	
10:47	6.11	3.7	207.3	40.24	
Calculations	Highest 6.11	Highest 3.71	Median 207.1	Median 40.50	
	Lowest 6.11	Lowest 3.62	■ Median * 1.03 or □ Median * 1.05: 213.3	□ N/A or ■ Median * 1.1: 44.55	
	Difference 0.00	Difference 0.09	■ Median * 0.97 or □ Median * 0.95: 200.9	□ N/A or ■ Median * 0.9: 36.45	
Y	Y	Y	Y	Y	

SOP Requirements Met?	Comments:
N	Prioritized suite collected

Generated Waste

Purge Water (gal):	Contact Waste (gal):	Decon Fluids (gal):	Final Water Level:
3.99 ASK 04/11/22 ~~3.69~~ 3.75	0.5	NA	10.95 ft
Container ID: 2603,5 gal. carboy	Container ID: NONE,NONE	Container ID:	
Waste Description: Pending Land Application	Waste Description: Municipal	Waste Description:	

ASK 03/07/2022

N3B Los Alamos

N3B-Form-6158

Groundwater Level Field Form

39

PART 1: Well Site Information

Well Name:	Date:	Time onsite (MST):	Activity:	
CdV-16-611937	03/07/2022	0950	Manual I measurement	
Personnel: A. Killebrew, M. Shenda, M. Stoetny, T. Jordan			Cable Length(ft): NA	Cable SN: NA
Telemetry: Yes \ (No) NA	Pull Transducer: Yes \ (No) -		Memory % remaining:	Battery % remaining:
Connect Time:	Transducer SN: NA		Log Note Memory %:	Log Note Battery %:
Water Level (ft):	P (psi): NA	T (C): NA	Stop Test: Yes \ No	Change Desicant: Yes \ No \ NA
Last Start Date:	Data File Name: NA			

PART 2: Manual Measurements

Measuring Point: TOC (top outer casing) | TIC (inner) | Stick-up Measured on Site ☐ | Previous MP Used ☒

Time (MST):	1005	Water Level Meter Serial No.	
DTW (ft bMP):	6.92	Measurements in feet	
Time (MST):	1008	LSD ft.	7359.59
DTW (ft bMP):	6.92	MP Height ft. +	3.00
Time (MST):		MP Elevation =	7362.59
DTW (ft bMP):	AK 03/07/2022	DTW: -	6.92
Time (MST):		Groundwater Elevation (GWE) Reference Level	7355.67
TD (ft bMP):			

Notes: I begins in screened interval

Zip Tie on Kellim's Grip: NA

PART 3: Replacement Transducer

Transducer SN:		Calibration Date:	New LT PSI Rating:	Manufacture Date:
Memory % remaining:		Battery % remaining:		

Transducer Performance and Programming

PART 4: Transducer Error\Drift Acceptance

WL (transducer reading) (ft):	
GWE from MM:	
Difference in value:	
Error tolerance of transducer:	
Notes:	

☐ Within Error Tolerance

☐ Outside Error Tolerance

15 PSI-0.03ft. 30 PSI-0.07 ft. 100 PSI-0.23 ft. 500 PSI-1.16 ft.

PART 5: Programming & Final Readings

		Time (MST):	Reading
Progamming Time:			
New Test Name:			
Reference Level:	AK 03/7/2022		
Current Depth:			
Meas. Interval:			
Start Date:			
Start Time:			

Synch Clocks: Yes \ No

QA: Date and Initial:

[redacted]

MS 3/8/22 Pajarito below S&N Ancho E. Basin Conf. 21

Spring/Surface Water Sampling Field Data Sheet

Site name: Paj. below S&N Ancho E **Date:** 03/08/2022 **Onsite time:** 12:00
Objective: Sample Per Ref. DOC's on p. 3 Basin Conf. **Weather:** Partly Cloudy, Breezy 28°f.
Sampling crew: T. Walker, A. Killebrew, C. Eckert, M. Skundo, A. Orozco, D. Woody.
Two-minute safety drill: footing, Hiking, Snow, Ice
Meters calibrated at (location) #500 SMO **by** (whom) C. Eckert **at** (time) 7:10
Multimeter number: #500 **Turbidimeter serial number:** NA
Sample Retrieval **Date:** 03/08/2022 **Time:** 1220 **Method:** PP
Sample Event ID: 14223 **Sample ID Numbers:** CAPA-22-243496, 243495, 243497, 243498

FIELD PARAMETERS

pH (su): 7.12	Sp. Cond. (µS/cm): 117.6	Turbidity (NTU): 16.44
Temperature (°C): 5.9	DO (mg/L): 9.49	Q (gpm): 11.41 gpm

Explanation of Q method, including calculations: 3 gallon bag & stopwatch

$\frac{3.6\,L}{5\,sec} \times \frac{60\,sec}{1\,min} = 43.2\,Lpm$ $43.2 \div 3.785 = 11.41\,gpm$ Note: To convert cfs to gpm, multiply cfs by 448.83

SITE DESCRIPTION (circle all that apply)

Media type:	Spring				(Baseflow (persistent flow))	
Sample location:	Bank		Wading		Station Gage: at / above / below	
	(Midstream natural feature)		Other (specify):			
Description of Sampling Site:	Pool	(Riffle)	Eddy	Diffuse	Other	
	Written description:					
Substrate:	(Bedrock)	Concrete	(Cobble)	(Gravel)	(Sand)	(Mud)
Stage Conditions:	Stable: (normal) / low / high		Falling	Rising	Other (specify):	
Hydraulic Event:	(Routine)	Snowmelt	Flood	Drought	Other (specify):	
Stream Color:	Brown	(Clear)	Green	Blue	Gray	Other (specify):
Description of flow:	Turbulent	(Laminar)	Recirculating	Stagnant	Other	
	Written description: Algea Rich					

Photos and GPS

GPS point #1:	Name:	Coordinates:		Units:
GPS point #2:	Name:	Coordinates:		Units:
Photo #1:	Description:	Facing:	Time:	Taken by:
Photo #2:	Description:	Facing:	Time:	Taken by:
Photo #3:	Description:	Facing:	Time:	Taken by:

MS 3/8/2022

Other notes: He sPot Test: Negative & T. Walker preserves samples, A. Visit QC's
Offsite time: 13:10 **Relinquish samples at SMO,** care of R. Onstott **at** (time) 1415
Objectives met? Yes

MS 3/8/22

[redacted]

Appendix B

Analytical Suites and Results
(on CD included with this document)

Location ID	Sample Date	Lab Method	Parameter Name	Parameter Code	Analysis Type Code	Sample Purpose	Field Preparation Code	Detected	Report Result	Report Method Detection Limit	Report Detection Limit	Report Uncertainty
16-61439	03/07/2022	SW-846:8330B	2,4-Diamino-6-nitrotoluene	6629-29-4	INIT	REG	UF	N	0.489	0.489	2.44	
Between E252 and Water at Beta	03/11/2022	SW-846:8330B	2,4-Diamino-6-nitrotoluene	6629-29-4	INIT	REG	UF	N	0.490	0.490	2.45	
Bulldog Spring	03/08/2022	SW-846:8330B	2,4-Diamino-6-nitrotoluene	6629-29-4	INIT	REG	UF	N	0.498	0.498	2.49	
Burning Ground Spring	03/05/2022	SW-846:8330B	2,4-Diamino-6-nitrotoluene	6629-29-4	INIT	REG	UF	N	0.520	0.520	2.60	
CDV-16-02656	03/05/2022	SW-846:8330B	2,4-Diamino-6-nitrotoluene	6629-29-4	INIT	REG	UF	N	0.543	0.543	2.72	
CDV-16-02659	03/07/2022	SW-846:8330B	2,4-Diamino-6-nitrotoluene	6629-29-4	INIT	REG	UF	N	0.493	0.493	2.47	
CDV-16-611937	03/07/2022	SW-846:8330B	2,4-Diamino-6-nitrotoluene	6629-29-4	INIT	REG	UF	N	0.486	0.486	2.43	
Paj bel S-N Anch E Basin conf	03/08/2022	SW-846:8330B	2,4-Diamino-6-nitrotoluene	6629-29-4	INIT	REG	UF	N	0.483	0.483	2.41	
16-61439	03/07/2022	SW-846:8330B	2,6-Diamino-4-nitrotoluene	59229-75-3	INIT	REG	UF	N	0.489	0.489	2.44	
Between E252 and Water at Beta	03/11/2022	SW-846:8330B	2,6-Diamino-4-nitrotoluene	59229-75-3	INIT	REG	UF	N	0.490	0.490	2.45	
Bulldog Spring	03/08/2022	SW-846:8330B	2,6-Diamino-4-nitrotoluene	59229-75-3	INIT	REG	UF	N	0.498	0.498	2.49	
Burning Ground Spring	03/05/2022	SW-846:8330B	2,6-Diamino-4-nitrotoluene	59229-75-3	INIT	REG	UF	N	0.520	0.520	2.60	
CDV-16-02656	03/05/2022	SW-846:8330B	2,6-Diamino-4-nitrotoluene	59229-75-3	INIT	REG	UF	N	0.543	0.543	2.72	
CDV-16-02659	03/07/2022	SW-846:8330B	2,6-Diamino-4-nitrotoluene	59229-75-3	INIT	REG	UF	N	0.493	0.493	2.47	
CDV-16-611937	03/07/2022	SW-846:8330B	2,6-Diamino-4-nitrotoluene	59229-75-3	INIT	REG	UF	N	0.486	0.486	2.43	
Paj bel S-N Anch E Basin conf	03/08/2022	SW-846:8330B	2,6-Diamino-4-nitrotoluene	59229-75-3	INIT	REG	UF	N	0.483	0.483	2.41	
16-61439	03/07/2022	SW-846:8330B	3,5-Dinitroaniline	618-87-1	INIT	REG	UF	N	0.293	0.293	0.978	
Between E252 and Water at Beta	03/11/2022	SW-846:8330B	3,5-Dinitroaniline	618-87-1	INIT	REG	UF	N	0.294	0.294	0.979	
Bulldog Spring	03/08/2022	SW-846:8330B	3,5-Dinitroaniline	618-87-1	INIT	REG	UF	N	0.299	0.299	0.995	
Burning Ground Spring	03/05/2022	SW-846:8330B	3,5-Dinitroaniline	618-87-1	INIT	REG	UF	N	0.312	0.312	1.04	
CDV-16-02656	03/05/2022	SW-846:8330B	3,5-Dinitroaniline	618-87-1	INIT	REG	UF	N	0.326	0.326	1.09	
CDV-16-02659	03/07/2022	SW-846:8330B	3,5-Dinitroaniline	618-87-1	INIT	REG	UF	N	0.296	0.296	0.986	
CDV-16-611937	03/07/2022	SW-846:8330B	3,5-Dinitroaniline	618-87-1	INIT	REG	UF	N	0.292	0.292	0.973	
Paj bel S-N Anch E Basin conf	03/08/2022	SW-846:8330B	3,5-Dinitroaniline	618-87-1	INIT	REG	UF	N	0.290	0.290	0.966	
16-61439	03/07/2022	SW-846:8270E	Acenaphthene	83-32-9	INIT	REG	UF	N	0.302	0.302	1.01	
Between E252 and Water at Beta	03/11/2022	SW-846:8270E	Acenaphthene	83-32-9	INIT	REG	UF	N	0.300	0.300	1.00	
Bulldog Spring	03/08/2022	SW-846:8270E	Acenaphthene	83-32-9	INIT	REG	UF	N	0.296	0.296	0.987	
Burning Ground Spring	03/05/2022	SW-846:8270E	Acenaphthene	83-32-9	INIT	REG	UF	N	0.316	0.316	1.05	
CDV-16-02659	03/07/2022	SW-846:8270E	Acenaphthene	83-32-9	INIT	REG	UF	N	0.300	0.300	1.00	
CDV-16-611937	03/07/2022	SW-846:8270E	Acenaphthene	83-32-9	INIT	REG	UF	N	0.296	0.296	0.988	
Paj bel S-N Anch E Basin conf	03/08/2022	SW-846:8270E	Acenaphthene	83-32-9	INIT	REG	UF	N	0.295	0.295	0.983	
16-61439	03/07/2022	SW-846:8270E	Acenaphthylene	208-96-8	INIT	REG	UF	N	0.302	0.302	1.01	
Between E252 and Water at Beta	03/11/2022	SW-846:8270E	Acenaphthylene	208-96-8	INIT	REG	UF	N	0.300	0.300	1.00	
Bulldog Spring	03/08/2022	SW-846:8270E	Acenaphthylene	208-96-8	INIT	REG	UF	N	0.296	0.296	0.987	
Burning Ground Spring	03/05/2022	SW-846:8270E	Acenaphthylene	208-96-8	INIT	REG	UF	N	0.316	0.316	1.05	
CDV-16-02659	03/07/2022	SW-846:8270E	Acenaphthylene	208-96-8	INIT	REG	UF	N	0.300	0.300	1.00	
CDV-16-611937	03/07/2022	SW-846:8270E	Acenaphthylene	208-96-8	INIT	REG	UF	N	0.296	0.296	0.988	
Paj bel S-N Anch E Basin conf	03/08/2022	SW-846:8270E	Acenaphthylene	208-96-8	INIT	REG	UF	N	0.295	0.295	0.983	
16-61439	03/07/2022	SW-846:8260D	Acetone	67-64-1	INIT	REG	UF	N	1.74	1.74	5.00	
16-61439	03/07/2022	SW-846:8260D	Acetone	67-64-1	INIT	FTB	UF	N	1.74	1.74	5.00	
Between E252 and Water at Beta	03/11/2022	SW-846:8260D	Acetone	67-64-1	INIT	FTB	UF	N	1.74	1.74	5.00	
16-61439	03/07/2022	SW-846:6010D	Barium	Ba	INIT	REG	F	Y	3340	1.00	5.00	
Bulldog Spring	03/08/2022	SW-846:8260D	Acetone	67-64-1	INIT	FTB	UF	N	1.74	1.74	5.00	
CDV-16-02659	03/07/2022	SW-846:6010D	Barium	Ba	INIT	REG	F	Y	3610	1.00	5.00	

Location ID	Sample Date	Lab Method	Parameter Name	Parameter Code	Analysis Type Code	Sample Purpose	Field Preparation Code	Detected	Report Result	Report Method Detection Limit	Report Detection Limit	Report Uncertainty
Burning Ground Spring	03/05/2022	SW-846:8260D	Acetone	67-64-1	INIT	FTB	UF	N	1.74	1.74	5.00	
CDV-16-02659	03/07/2022	SW-846:8260D	Acetone	67-64-1	INIT	FTB	UF	N	1.74	1.74	5.00	
Paj bel S-N Anch E Basin conf	03/08/2022	SW-846:6010D	Iron	Fe	INIT	REG	UF	Y	1320	30.0	100	
CDV-16-611937	03/07/2022	SW-846:8260D	Acetone	67-64-1	INIT	REG	UF	N	1.74	1.74	5.00	
CDV-16-611937	03/07/2022	SW-846:8260D	Acetone	67-64-1	INIT	FTB	UF	N	1.74	1.74	5.00	
Paj bel S-N Anch E Basin conf	03/08/2022	SW-846:6010D	Iron	Fe	INIT	REG	F	Y	1010	30.0	100	
Paj bel S-N Anch E Basin conf	03/08/2022	SW-846:8260D	Acetone	67-64-1	INIT	FTB	UF	N	1.74	1.74	5.00	
16-61439	03/07/2022	SW-846:8260D	Acetonitrile	75-05-8	INIT	REG	UF	N	8.33	8.33	25.0	
16-61439	03/07/2022	SW-846:8260D	Acetonitrile	75-05-8	INIT	FTB	UF	N	8.33	8.33	25.0	
Between E252 and Water at Beta	03/11/2022	SW-846:8260D	Acetonitrile	75-05-8	INIT	FTB	UF	N	8.33	8.33	25.0	
Between E252 and Water at Beta	03/11/2022	SW-846:8260D	Acetonitrile	75-05-8	INIT	REG	UF	N	8.33	8.33	25.0	
Bulldog Spring	03/08/2022	SW-846:8260D	Acetonitrile	75-05-8	INIT	FTB	UF	N	8.33	8.33	25.0	
Bulldog Spring	03/08/2022	SW-846:8260D	Acetonitrile	75-05-8	INIT	REG	UF	N	8.33	8.33	25.0	
Burning Ground Spring	03/05/2022	SW-846:8260D	Acetonitrile	75-05-8	INIT	FTB	UF	N	8.33	8.33	25.0	
Burning Ground Spring	03/05/2022	SW-846:8260D	Acetonitrile	75-05-8	INIT	REG	UF	N	8.33	8.33	25.0	
CDV-16-02659	03/07/2022	SW-846:8260D	Acetonitrile	75-05-8	INIT	FTB	UF	N	8.33	8.33	25.0	
CDV-16-02659	03/07/2022	SW-846:8260D	Acetonitrile	75-05-8	INIT	REG	UF	N	8.33	8.33	25.0	
CDV-16-611937	03/07/2022	SW-846:8260D	Acetonitrile	75-05-8	INIT	REG	UF	N	8.33	8.33	25.0	
CDV-16-611937	03/07/2022	SW-846:8260D	Acetonitrile	75-05-8	INIT	FTB	UF	N	8.33	8.33	25.0	
Paj bel S-N Anch E Basin conf	03/08/2022	SW-846:8260D	Acetonitrile	75-05-8	INIT	REG	UF	N	8.33	8.33	25.0	
Paj bel S-N Anch E Basin conf	03/08/2022	SW-846:8260D	Acetonitrile	75-05-8	INIT	FTB	UF	N	8.33	8.33	25.0	
Paj bel S-N Anch E Basin conf	03/08/2022	SW-846:8260D	Acetonitrile	75-05-8	INIT	FTB	UF	N	8.33	8.33	25.0	
CDV-16-611937	03/07/2022	SW-846:6010D	Manganese	Mn	INIT	REG	F	Y	383	2.00	10.0	
Bulldog Spring	03/08/2022	Nitrosamines:HRMS	Nitrosodiethylamine[N-]	55-18-5	INIT	REG	UF	Y	0.00214	0.00033	0.000943	
Burning Ground Spring	03/05/2022	Nitrosamines:HRMS	Nitrosodimethylamine[N-]	62-75-9	INIT	REG	UF	Y	0.00513	0.0004	0.000943	
16-61439	03/07/2022	SW-846:8330B	RDX	121-82-4	DL	REG	UF	Y	11.0	0.196	0.611	
Burning Ground Spring	03/05/2022	SW-846:8330B	RDX	121-82-4	DL	REG	UF	Y	24.1	0.416	1.30	
Between E252 and Water at Beta	03/11/2022	SW-846:8260D	Acetone	67-64-1	INIT	REG	UF	Y	5.58	1.74	5.00	
Bulldog Spring	03/08/2022	SW-846:8260D	Acetone	67-64-1	INIT	REG	UF	Y	1.84	1.74	5.00	
16-61439	03/07/2022	SW-846:8260D	Acrolein	107-02-8	INIT	REG	UF	N	1.67	1.67	5.00	
16-61439	03/07/2022	SW-846:8260D	Acrolein	107-02-8	INIT	FTB	UF	N	1.67	1.67	5.00	
Between E252 and Water at Beta	03/11/2022	SW-846:8260D	Acrolein	107-02-8	INIT	FTB	UF	N	1.67	1.67	5.00	
Between E252 and Water at Beta	03/11/2022	SW-846:8260D	Acrolein	107-02-8	INIT	REG	UF	N	1.67	1.67	5.00	
Bulldog Spring	03/08/2022	SW-846:8260D	Acrolein	107-02-8	INIT	REG	UF	N	1.67	1.67	5.00	
Bulldog Spring	03/08/2022	SW-846:8260D	Acrolein	107-02-8	INIT	FTB	UF	N	1.67	1.67	5.00	
Burning Ground Spring	03/05/2022	SW-846:8260D	Acrolein	107-02-8	INIT	FTB	UF	N	1.67	1.67	5.00	
Burning Ground Spring	03/05/2022	SW-846:8260D	Acrolein	107-02-8	INIT	REG	UF	N	1.67	1.67	5.00	
CDV-16-02659	03/07/2022	SW-846:8260D	Acrolein	107-02-8	INIT	REG	UF	N	1.67	1.67	5.00	
CDV-16-02659	03/07/2022	SW-846:8260D	Acrolein	107-02-8	INIT	FTB	UF	N	1.67	1.67	5.00	
CDV-16-611937	03/07/2022	SW-846:8260D	Acrolein	107-02-8	INIT	REG	UF	N	1.67	1.67	5.00	
CDV-16-611937	03/07/2022	SW-846:8260D	Acrolein	107-02-8	INIT	FTB	UF	N	1.67	1.67	5.00	
Paj bel S-N Anch E Basin conf	03/08/2022	SW-846:8260D	Acrolein	107-02-8	INIT	FTB	UF	N	1.67	1.67	5.00	
Paj bel S-N Anch E Basin conf	03/08/2022	SW-846:8260D	Acrolein	107-02-8	INIT	REG	UF	N	1.67	1.67	5.00	
16-61439	03/07/2022	SW-846:8260D	Acrylonitrile	107-13-1	INIT	REG	UF	N	1.67	1.67	5.00	
16-61439	03/07/2022	SW-846:8260D	Acrylonitrile	107-13-1	INIT	FTB	UF	N	1.67	1.67	5.00	

Location ID	Sample Date	Lab Method	Parameter Name	Parameter Code	Analysis Type Code	Sample Purpose	Field Preparation Code	Detected	Report Result	Report Method Detection Limit	Report Detection Limit	Report Uncertainty
Between E252 and Water at Beta	03/11/2022	SW-846:8260D	Acrylonitrile	107-13-1	INIT	FTB	UF	N	1.67	1.67	5.00	
Between E252 and Water at Beta	03/11/2022	SW-846:8260D	Acrylonitrile	107-13-1	INIT	REG	UF	N	1.67	1.67	5.00	
Bulldog Spring	03/08/2022	SW-846:8260D	Acrylonitrile	107-13-1	INIT	REG	UF	N	1.67	1.67	5.00	
Bulldog Spring	03/08/2022	SW-846:8260D	Acrylonitrile	107-13-1	INIT	FTB	UF	N	1.67	1.67	5.00	
Burning Ground Spring	03/05/2022	SW-846:8260D	Acrylonitrile	107-13-1	INIT	FTB	UF	N	1.67	1.67	5.00	
Burning Ground Spring	03/05/2022	SW-846:8260D	Acrylonitrile	107-13-1	INIT	REG	UF	N	1.67	1.67	5.00	
CDV-16-02659	03/07/2022	SW-846:8260D	Acrylonitrile	107-13-1	INIT	FTB	UF	N	1.67	1.67	5.00	
CDV-16-02659	03/07/2022	SW-846:8260D	Acrylonitrile	107-13-1	INIT	REG	UF	N	1.67	1.67	5.00	
CDV-16-611937	03/07/2022	SW-846:8260D	Acrylonitrile	107-13-1	INIT	REG	UF	N	1.67	1.67	5.00	
CDV-16-611937	03/07/2022	SW-846:8260D	Acrylonitrile	107-13-1	INIT	FTB	UF	N	1.67	1.67	5.00	
Paj bel S-N Anch E Basin conf	03/08/2022	SW-846:8260D	Acrylonitrile	107-13-1	INIT	FTB	UF	N	1.67	1.67	5.00	
Paj bel S-N Anch E Basin conf	03/08/2022	SW-846:8260D	Acrylonitrile	107-13-1	INIT	REG	UF	N	1.67	1.67	5.00	
16-61439	03/07/2022	EPA:310.1	Alkalinity-CO3	ALK-CO3	INIT	REG	F	N	1.45	1.45	4.00	
Between E252 and Water at Beta	03/11/2022	EPA:310.1	Alkalinity-CO3	ALK-CO3	INIT	REG	F	N	1.45	1.45	4.00	
Bulldog Spring	03/08/2022	EPA:310.1	Alkalinity-CO3	ALK-CO3	INIT	REG	F	N	1.45	1.45	4.00	
Burning Ground Spring	03/05/2022	EPA:310.1	Alkalinity-CO3	ALK-CO3	INIT	REG	F	N	1.45	1.45	4.00	
CDV-16-02659	03/07/2022	EPA:310.1	Alkalinity-CO3	ALK-CO3	INIT	REG	F	N	1.45	1.45	4.00	
CDV-16-611937	03/07/2022	EPA:310.1	Alkalinity-CO3	ALK-CO3	INIT	REG	F	N	1.45	1.45	4.00	
Paj bel S-N Anch E Basin conf	03/08/2022	EPA:310.1	Alkalinity-CO3	ALK-CO3	INIT	REG	F	N	1.45	1.45	4.00	
Burning Ground Spring	03/05/2022	SW-846:8260D	Acetone	67-64-1	INIT	REG	UF	Y	3.53	1.74	5.00	
CDV-16-02659	03/07/2022	SW-846:8260D	Acetone	67-64-1	INIT	REG	UF	Y	2.26	1.74	5.00	
Paj bel S-N Anch E Basin conf	03/08/2022	SW-846:8260D	Acetone	67-64-1	INIT	REG	UF	Y	3.22	1.74	5.00	
16-61439	03/07/2022	EPA:150.1	Acidity or Alkalinity of a solution	pH	INIT	REG	F	Y	7.35	0.0100	0.100	
Between E252 and Water at Beta	03/11/2022	EPA:150.1	Acidity or Alkalinity of a solution	pH	INIT	REG	F	Y	7.80	0.0100	0.100	
Bulldog Spring	03/08/2022	EPA:150.1	Acidity or Alkalinity of a solution	pH	INIT	REG	F	Y	8.03	0.0100	0.100	
Burning Ground Spring	03/05/2022	EPA:150.1	Acidity or Alkalinity of a solution	pH	INIT	REG	F	Y	7.52	0.0100	0.100	
CDV-16-02659	03/07/2022	EPA:150.1	Acidity or Alkalinity of a solution	pH	INIT	REG	F	Y	7.21	0.0100	0.100	
CDV-16-611937	03/07/2022	EPA:150.1	Acidity or Alkalinity of a solution	pH	INIT	REG	F	Y	6.61	0.0100	0.100	
Paj bel S-N Anch E Basin conf	03/08/2022	EPA:150.1	Acidity or Alkalinity of a solution	pH	INIT	REG	F	Y	7.17	0.0100	0.100	
16-61439	03/07/2022	EPA:310.1	Alkalinity-CO3+HCO3	ALK-CO3+HCO3	INIT	REG	F	Y	70.4	1.45	4.00	
Burning Ground Spring	03/05/2022	SW-846:6010D	Aluminum	Al	INIT	REG	F	N	68.0	68.0	200	
Between E252 and Water at Beta	03/11/2022	EPA:310.1	Alkalinity-CO3+HCO3	ALK-CO3+HCO3	INIT	REG	F	Y	46.8	1.45	4.00	
Bulldog Spring	03/08/2022	EPA:310.1	Alkalinity-CO3+HCO3	ALK-CO3+HCO3	INIT	REG	F	Y	77.8	1.45	4.00	
16-61439	03/07/2022	HASL-300:AM-241	Americium-241	Am-241	INIT	REG	UF	N	0.0145			0.00842
Between E252 and Water at Beta	03/11/2022	HASL-300:AM-241	Americium-241	Am-241	INIT	REG	UF	N	0.00473			0.00473
Bulldog Spring	03/08/2022	HASL-300:AM-241	Americium-241	Am-241	INIT	REG	UF	N	0.0285			0.0165
Burning Ground Spring	03/05/2022	HASL-300:AM-241	Americium-241	Am-241	INIT	REG	UF	N	0.0185			0.00955
CDV-16-02659	03/07/2022	HASL-300:AM-241	Americium-241	Am-241	INIT	REG	UF	N	0.0214			0.0114
Paj bel S-N Anch E Basin conf	03/08/2022	HASL-300:AM-241	Americium-241	Am-241	INIT	REG	UF	N	0.00684			0.00823
Burning Ground Spring	03/05/2022	EPA:310.1	Alkalinity-CO3+HCO3	ALK-CO3+HCO3	INIT	REG	F	Y	72.2	1.45	4.00	
Between E252 and Water at Beta	03/11/2022	SW-846:8330B	Amino-2,6-dinitrotoluene[4-]	19406-51-0	INIT	REG	UF	N	0.0783	0.0783	0.245	
CDV-16-02659	03/07/2022	EPA:310.1	Alkalinity-CO3+HCO3	ALK-CO3+HCO3	INIT	REG	F	Y	68.8	1.45	4.00	
CDV-16-611937	03/07/2022	EPA:310.1	Alkalinity-CO3+HCO3	ALK-CO3+HCO3	INIT	REG	F	Y	38.6	1.45	4.00	
Paj bel S-N Anch E Basin conf	03/08/2022	EPA:310.1	Alkalinity-CO3+HCO3	ALK-CO3+HCO3	INIT	REG	F	Y	39.0	1.45	4.00	

Location ID	Sample Date	Lab Method	Parameter Name	Parameter Code	Analysis Type Code	Sample Purpose	Field Preparation Code	Detected	Report Result	Report Method Detection Limit	Report Detection Limit	Report Uncertainty
CDV-16-02656	03/05/2022	SW-846:8330B	Amino-2,6-dinitrotoluene[4-]	19406-51-0	INIT	REG	UF	N	0.0869	0.0869	0.272	
16-61439	03/07/2022	SW-846:6010D	Aluminum	Al	INIT	REG	F	Y	102	68.0	200	
CDV-16-611937	03/07/2022	SW-846:8330B	Amino-2,6-dinitrotoluene[4-]	19406-51-0	INIT	REG	UF	N	0.0778	0.0778	0.243	
Paj bel S-N Anch E Basin conf	03/08/2022	SW-846:8330B	Amino-2,6-dinitrotoluene[4-]	19406-51-0	INIT	REG	UF	N	0.0773	0.0773	0.241	
Between E252 and Water at Beta	03/11/2022	SW-846:6010D	Aluminum	Al	INIT	REG	F	Y	388	68.0	200	
Between E252 and Water at Beta	03/11/2022	SW-846:8330B	Amino-4,6-dinitrotoluene[2-]	35572-78-2	INIT	REG	UF	N	0.0783	0.0783	0.245	
Between E252 and Water at Beta	03/11/2022	SW-846:6010D	Aluminum	Al	INIT	REG	UF	Y	605	68.0	200	
Bulldog Spring	03/08/2022	SW-846:6010D	Aluminum	Al	INIT	REG	F	Y	906	68.0	200	
CDV-16-02659	03/07/2022	SW-846:6010D	Aluminum	Al	INIT	REG	F	Y	233	68.0	200	
CDV-16-02656	03/05/2022	SW-846:8330B	Amino-4,6-dinitrotoluene[2-]	35572-78-2	INIT	REG	UF	N	0.0869	0.0869	0.272	
CDV-16-611937	03/07/2022	SW-846:6010D	Aluminum	Al	INIT	REG	F	Y	675	68.0	200	
CDV-16-611937	03/07/2022	SW-846:8330B	Amino-4,6-dinitrotoluene[2-]	35572-78-2	INIT	REG	UF	N	0.0778	0.0778	0.243	
Paj bel S-N Anch E Basin conf	03/08/2022	SW-846:8330B	Amino-4,6-dinitrotoluene[2-]	35572-78-2	INIT	REG	UF	N	0.0773	0.0773	0.241	
16-61439	03/07/2022	EPA:350.1	Ammonia as Nitrogen	NH3-N	INIT	REG	F	N	0.0170	0.0170	0.0500	
Paj bel S-N Anch E Basin conf	03/08/2022	SW-846:6010D	Aluminum	Al	INIT	REG	F	Y	1970	68.0	200	
Paj bel S-N Anch E Basin conf	03/08/2022	SW-846:6010D	Aluminum	Al	INIT	REG	UF	Y	2640	68.0	200	
16-61439	03/07/2022	SW-846:8330B	Amino-2,6-dinitrotoluene[4-]	19406-51-0	INIT	REG	UF	Y	0.953	0.0782	0.244	
Bulldog Spring	03/08/2022	SW-846:8330B	Amino-2,6-dinitrotoluene[4-]	19406-51-0	INIT	REG	UF	Y	0.192	0.0796	0.249	
Burning Ground Spring	03/05/2022	SW-846:8330B	Amino-2,6-dinitrotoluene[4-]	19406-51-0	INIT	REG	UF	Y	0.238	0.0832	0.260	
16-61439	03/07/2022	SW-846:8270E	Aniline	62-53-3	INIT	REG	UF	N	4.23	4.23	10.1	
Between E252 and Water at Beta	03/11/2022	SW-846:8270E	Aniline	62-53-3	INIT	REG	UF	N	4.20	4.20	10.0	
Bulldog Spring	03/08/2022	SW-846:8270E	Aniline	62-53-3	INIT	REG	UF	N	4.15	4.15	9.87	
Burning Ground Spring	03/05/2022	SW-846:8270E	Aniline	62-53-3	INIT	REG	UF	N	4.42	4.42	10.5	
CDV-16-02659	03/07/2022	SW-846:8270E	Aniline	62-53-3	INIT	REG	UF	N	4.20	4.20	10.0	
CDV-16-611937	03/07/2022	SW-846:8270E	Aniline	62-53-3	INIT	REG	UF	N	4.15	4.15	9.88	
Paj bel S-N Anch E Basin conf	03/08/2022	SW-846:8270E	Aniline	62-53-3	INIT	REG	UF	N	4.13	4.13	9.83	
16-61439	03/07/2022	SW-846:8270E	Anthracene	120-12-7	INIT	REG	UF	N	0.302	0.302	1.01	
Between E252 and Water at Beta	03/11/2022	SW-846:8270E	Anthracene	120-12-7	INIT	REG	UF	N	0.300	0.300	1.00	
Bulldog Spring	03/08/2022	SW-846:8270E	Anthracene	120-12-7	INIT	REG	UF	N	0.296	0.296	0.987	
Burning Ground Spring	03/05/2022	SW-846:8270E	Anthracene	120-12-7	INIT	REG	UF	N	0.316	0.316	1.05	
CDV-16-02659	03/07/2022	SW-846:8270E	Anthracene	120-12-7	INIT	REG	UF	N	0.300	0.300	1.00	
CDV-16-611937	03/07/2022	SW-846:8270E	Anthracene	120-12-7	INIT	REG	UF	N	0.296	0.296	0.988	
Paj bel S-N Anch E Basin conf	03/08/2022	SW-846:8270E	Anthracene	120-12-7	INIT	REG	UF	N	0.295	0.295	0.983	
16-61439	03/07/2022	SW-846:6020B	Antimony	Sb	INIT	REG	F	N	1.00	1.00	3.00	
Between E252 and Water at Beta	03/11/2022	SW-846:6020B	Antimony	Sb	INIT	REG	F	N	1.00	1.00	3.00	
Between E252 and Water at Beta	03/11/2022	SW-846:6020B	Antimony	Sb	INIT	REG	UF	N	1.00	1.00	3.00	
Bulldog Spring	03/08/2022	SW-846:6020B	Antimony	Sb	INIT	REG	F	N	1.00	1.00	3.00	
Burning Ground Spring	03/05/2022	SW-846:6020B	Antimony	Sb	INIT	REG	F	N	1.00	1.00	3.00	
CDV-16-02659	03/07/2022	SW-846:6020B	Antimony	Sb	INIT	REG	F	N	1.00	1.00	3.00	
CDV-16-611937	03/07/2022	SW-846:6020B	Antimony	Sb	INIT	REG	F	N	1.00	1.00	3.00	
Paj bel S-N Anch E Basin conf	03/08/2022	SW-846:6020B	Antimony	Sb	INIT	REG	F	N	1.00	1.00	3.00	
Paj bel S-N Anch E Basin conf	03/08/2022	SW-846:6020B	Antimony	Sb	INIT	REG	UF	N	1.00	1.00	3.00	
CDV-16-02659	03/07/2022	SW-846:8330B	Amino-2,6-dinitrotoluene[4-]	19406-51-0	INIT	REG	UF	Y	1.60	0.0789	0.247	
Between E252 and Water at Beta	03/11/2022	SW-846:6020B	Arsenic	As	INIT	REG	F	N	2.00	2.00	5.00	

Location ID	Sample Date	Lab Method	Parameter Name	Parameter Code	Analysis Type Code	Sample Purpose	Field Preparation Code	Detected	Report Result	Report Method Detection Limit	Report Detection Limit	Report Uncertainty
Between E252 and Water at Beta	03/11/2022	SW-846:6020B	Arsenic	As	INIT	REG	UF	N	2.00	2.00	5.00	
16-61439	03/07/2022	SW-846:8330B	Amino-4,6-dinitrotoluene[2-]	35572-78-2	INIT	REG	UF	Y	0.912	0.0782	0.244	
Bulldog Spring	03/08/2022	SW-846:8330B	Amino-4,6-dinitrotoluene[2-]	35572-78-2	INIT	REG	UF	Y	0.154	0.0796	0.249	
Burning Ground Spring	03/05/2022	SW-846:8330B	Amino-4,6-dinitrotoluene[2-]	35572-78-2	INIT	REG	UF	Y	0.135	0.0832	0.260	
CDV-16-02659	03/07/2022	SW-846:8330B	Amino-4,6-dinitrotoluene[2-]	35572-78-2	INIT	REG	UF	Y	1.31	0.0789	0.247	
Between E252 and Water at Beta	03/11/2022	EPA:350.1	Ammonia as Nitrogen	NH3-N	INIT	REG	F	Y	0.0447	0.0170	0.0500	
Bulldog Spring	03/08/2022	EPA:350.1	Ammonia as Nitrogen	NH3-N	INIT	REG	F	Y	0.0307	0.0170	0.0500	
Burning Ground Spring	03/05/2022	EPA:350.1	Ammonia as Nitrogen	NH3-N	INIT	REG	F	Y	0.0199	0.0170	0.0500	
16-61439	03/07/2022	SW-846:8270E	Atrazine	1912-24-9	INIT	REG	UF	N	3.02	3.02	10.1	
Between E252 and Water at Beta	03/11/2022	SW-846:8270E	Atrazine	1912-24-9	INIT	REG	UF	N	3.00	3.00	10.0	
Bulldog Spring	03/08/2022	SW-846:8270E	Atrazine	1912-24-9	INIT	REG	UF	N	2.96	2.96	9.87	
Burning Ground Spring	03/05/2022	SW-846:8270E	Atrazine	1912-24-9	INIT	REG	UF	N	3.16	3.16	10.5	
CDV-16-02659	03/07/2022	SW-846:8270E	Atrazine	1912-24-9	INIT	REG	UF	N	3.00	3.00	10.0	
CDV-16-611937	03/07/2022	SW-846:8270E	Atrazine	1912-24-9	INIT	REG	UF	N	2.96	2.96	9.88	
Paj bel S-N Anch E Basin conf	03/08/2022	SW-846:8270E	Atrazine	1912-24-9	INIT	REG	UF	N	2.95	2.95	9.83	
16-61439	03/07/2022	SW-846:8270E	Azobenzene	103-33-3	INIT	REG	UF	N	3.02	3.02	10.1	
Between E252 and Water at Beta	03/11/2022	SW-846:8270E	Azobenzene	103-33-3	INIT	REG	UF	N	3.00	3.00	10.0	
Bulldog Spring	03/08/2022	SW-846:8270E	Azobenzene	103-33-3	INIT	REG	UF	N	2.96	2.96	9.87	
Burning Ground Spring	03/05/2022	SW-846:8270E	Azobenzene	103-33-3	INIT	REG	UF	N	3.16	3.16	10.5	
CDV-16-02659	03/07/2022	SW-846:8270E	Azobenzene	103-33-3	INIT	REG	UF	N	3.00	3.00	10.0	
CDV-16-611937	03/07/2022	SW-846:8270E	Azobenzene	103-33-3	INIT	REG	UF	N	2.96	2.96	9.88	
Paj bel S-N Anch E Basin conf	03/08/2022	SW-846:8270E	Azobenzene	103-33-3	INIT	REG	UF	N	2.95	2.95	9.83	
CDV-16-02659	03/07/2022	EPA:350.1	Ammonia as Nitrogen	NH3-N	INIT	REG	F	Y	0.0249	0.0170	0.0500	
CDV-16-611937	03/07/2022	EPA:350.1	Ammonia as Nitrogen	NH3-N	INIT	REG	F	Y	0.110	0.0170	0.0500	
Paj bel S-N Anch E Basin conf	03/08/2022	EPA:350.1	Ammonia as Nitrogen	NH3-N	INIT	REG	F	Y	0.0969	0.0170	0.0500	
16-61439	03/07/2022	SW-846:6020B	Arsenic	As	INIT	REG	F	Y	2.53	2.00	5.00	
Bulldog Spring	03/08/2022	SW-846:6020B	Arsenic	As	INIT	REG	F	Y	2.70	2.00	5.00	
Burning Ground Spring	03/05/2022	SW-846:6020B	Arsenic	As	INIT	REG	F	Y	2.71	2.00	5.00	
CDV-16-02659	03/07/2022	SW-846:6020B	Arsenic	As	INIT	REG	F	Y	3.19	2.00	5.00	
CDV-16-611937	03/07/2022	SW-846:6020B	Arsenic	As	INIT	REG	F	Y	4.97	2.00	5.00	
16-61439	03/07/2022	SW-846:8260D	Benzene	71-43-2	INIT	REG	UF	N	0.333	0.333	1.00	
16-61439	03/07/2022	SW-846:8260D	Benzene	71-43-2	INIT	FTB	UF	N	0.333	0.333	1.00	
Between E252 and Water at Beta	03/11/2022	SW-846:8260D	Benzene	71-43-2	INIT	FTB	UF	N	0.333	0.333	1.00	
Between E252 and Water at Beta	03/11/2022	SW-846:8260D	Benzene	71-43-2	INIT	REG	UF	N	0.333	0.333	1.00	
Bulldog Spring	03/08/2022	SW-846:8260D	Benzene	71-43-2	INIT	FTB	UF	N	0.333	0.333	1.00	
Bulldog Spring	03/08/2022	SW-846:8260D	Benzene	71-43-2	INIT	REG	UF	N	0.333	0.333	1.00	
Burning Ground Spring	03/05/2022	SW-846:8260D	Benzene	71-43-2	INIT	FTB	UF	N	0.333	0.333	1.00	
Burning Ground Spring	03/05/2022	SW-846:8260D	Benzene	71-43-2	INIT	REG	UF	N	0.333	0.333	1.00	
CDV-16-02659	03/07/2022	SW-846:8260D	Benzene	71-43-2	INIT	FTB	UF	N	0.333	0.333	1.00	
CDV-16-02659	03/07/2022	SW-846:8260D	Benzene	71-43-2	INIT	REG	UF	N	0.333	0.333	1.00	
CDV-16-611937	03/07/2022	SW-846:8260D	Benzene	71-43-2	INIT	REG	UF	N	0.333	0.333	1.00	
CDV-16-611937	03/07/2022	SW-846:8260D	Benzene	71-43-2	INIT	FTB	UF	N	0.333	0.333	1.00	
Paj bel S-N Anch E Basin conf	03/08/2022	SW-846:8260D	Benzene	71-43-2	INIT	REG	UF	N	0.333	0.333	1.00	
Paj bel S-N Anch E Basin conf	03/08/2022	SW-846:8260D	Benzene	71-43-2	INIT	FTB	UF	N	0.333	0.333	1.00	

Location ID	Sample Date	Lab Method	Parameter Name	Parameter Code	Analysis Type Code	Sample Purpose	Field Preparation Code	Detected	Report Result	Report Method Detection Limit	Report Detection Limit	Report Uncertainty
16-61439	03/07/2022	SW-846:8270E	Benzidine	92-87-5	INIT	REG	UF	N	3.93	3.93	10.1	
Between E252 and Water at Beta	03/11/2022	SW-846:8270E	Benzidine	92-87-5	INIT	REG	UF	N	3.90	3.90	10.0	
Bulldog Spring	03/08/2022	SW-846:8270E	Benzidine	92-87-5	INIT	REG	UF	N	3.85	3.85	9.87	
Burning Ground Spring	03/05/2022	SW-846:8270E	Benzidine	92-87-5	INIT	REG	UF	N	4.10	4.10	10.5	
CDV-16-02659	03/07/2022	SW-846:8270E	Benzidine	92-87-5	INIT	REG	UF	N	3.90	3.90	10.0	
CDV-16-611937	03/07/2022	SW-846:8270E	Benzidine	92-87-5	INIT	REG	UF	N	3.85	3.85	9.88	
Paj bel S-N Anch E Basin conf	03/08/2022	SW-846:8270E	Benzidine	92-87-5	INIT	REG	UF	N	3.83	3.83	9.83	
16-61439	03/07/2022	SW-846:8270E	Benzo(a)anthracene	56-55-3	INIT	REG	UF	N	0.302	0.302	1.01	
Between E252 and Water at Beta	03/11/2022	SW-846:8270E	Benzo(a)anthracene	56-55-3	INIT	REG	UF	N	0.300	0.300	1.00	
Bulldog Spring	03/08/2022	SW-846:8270E	Benzo(a)anthracene	56-55-3	INIT	REG	UF	N	0.296	0.296	0.987	
Burning Ground Spring	03/05/2022	SW-846:8270E	Benzo(a)anthracene	56-55-3	INIT	REG	UF	N	0.316	0.316	1.05	
CDV-16-02659	03/07/2022	SW-846:8270E	Benzo(a)anthracene	56-55-3	INIT	REG	UF	N	0.300	0.300	1.00	
CDV-16-611937	03/07/2022	SW-846:8270E	Benzo(a)anthracene	56-55-3	INIT	REG	UF	N	0.296	0.296	0.988	
Paj bel S-N Anch E Basin conf	03/08/2022	SW-846:8270E	Benzo(a)anthracene	56-55-3	INIT	REG	UF	N	0.295	0.295	0.983	
16-61439	03/07/2022	SW-846:8270E	Benzo(a)pyrene	50-32-8	INIT	REG	UF	N	0.302	0.302	1.01	
Between E252 and Water at Beta	03/11/2022	SW-846:8270E	Benzo(a)pyrene	50-32-8	INIT	REG	UF	N	0.300	0.300	1.00	
Bulldog Spring	03/08/2022	SW-846:8270E	Benzo(a)pyrene	50-32-8	INIT	REG	UF	N	0.296	0.296	0.987	
Burning Ground Spring	03/05/2022	SW-846:8270E	Benzo(a)pyrene	50-32-8	INIT	REG	UF	N	0.316	0.316	1.05	
CDV-16-02659	03/07/2022	SW-846:8270E	Benzo(a)pyrene	50-32-8	INIT	REG	UF	N	0.300	0.300	1.00	
CDV-16-611937	03/07/2022	SW-846:8270E	Benzo(a)pyrene	50-32-8	INIT	REG	UF	N	0.296	0.296	0.988	
Paj bel S-N Anch E Basin conf	03/08/2022	SW-846:8270E	Benzo(a)pyrene	50-32-8	INIT	REG	UF	N	0.295	0.295	0.983	
16-61439	03/07/2022	SW-846:8270E	Benzo(b)fluoranthene	205-99-2	INIT	REG	UF	N	0.302	0.302	1.01	
Between E252 and Water at Beta	03/11/2022	SW-846:8270E	Benzo(b)fluoranthene	205-99-2	INIT	REG	UF	N	0.300	0.300	1.00	
Bulldog Spring	03/08/2022	SW-846:8270E	Benzo(b)fluoranthene	205-99-2	INIT	REG	UF	N	0.296	0.296	0.987	
Burning Ground Spring	03/05/2022	SW-846:8270E	Benzo(b)fluoranthene	205-99-2	INIT	REG	UF	N	0.316	0.316	1.05	
CDV-16-02659	03/07/2022	SW-846:8270E	Benzo(b)fluoranthene	205-99-2	INIT	REG	UF	N	0.300	0.300	1.00	
CDV-16-611937	03/07/2022	SW-846:8270E	Benzo(b)fluoranthene	205-99-2	INIT	REG	UF	N	0.296	0.296	0.988	
Paj bel S-N Anch E Basin conf	03/08/2022	SW-846:8270E	Benzo(b)fluoranthene	205-99-2	INIT	REG	UF	N	0.295	0.295	0.983	
16-61439	03/07/2022	SW-846:8270E	Benzo(g,h,i)perylene	191-24-2	INIT	REG	UF	N	0.302	0.302	1.01	
Between E252 and Water at Beta	03/11/2022	SW-846:8270E	Benzo(g,h,i)perylene	191-24-2	INIT	REG	UF	N	0.300	0.300	1.00	
Bulldog Spring	03/08/2022	SW-846:8270E	Benzo(g,h,i)perylene	191-24-2	INIT	REG	UF	N	0.296	0.296	0.987	
Burning Ground Spring	03/05/2022	SW-846:8270E	Benzo(g,h,i)perylene	191-24-2	INIT	REG	UF	N	0.316	0.316	1.05	
CDV-16-02659	03/07/2022	SW-846:8270E	Benzo(g,h,i)perylene	191-24-2	INIT	REG	UF	N	0.300	0.300	1.00	
CDV-16-611937	03/07/2022	SW-846:8270E	Benzo(g,h,i)perylene	191-24-2	INIT	REG	UF	N	0.296	0.296	0.988	
Paj bel S-N Anch E Basin conf	03/08/2022	SW-846:8270E	Benzo(g,h,i)perylene	191-24-2	INIT	REG	UF	N	0.295	0.295	0.983	
16-61439	03/07/2022	SW-846:8270E	Benzo(k)fluoranthene	207-08-9	INIT	REG	UF	N	0.302	0.302	1.01	
Between E252 and Water at Beta	03/11/2022	SW-846:8270E	Benzo(k)fluoranthene	207-08-9	INIT	REG	UF	N	0.300	0.300	1.00	
Bulldog Spring	03/08/2022	SW-846:8270E	Benzo(k)fluoranthene	207-08-9	INIT	REG	UF	N	0.296	0.296	0.987	
Burning Ground Spring	03/05/2022	SW-846:8270E	Benzo(k)fluoranthene	207-08-9	INIT	REG	UF	N	0.316	0.316	1.05	
CDV-16-02659	03/07/2022	SW-846:8270E	Benzo(k)fluoranthene	207-08-9	INIT	REG	UF	N	0.300	0.300	1.00	
CDV-16-611937	03/07/2022	SW-846:8270E	Benzo(k)fluoranthene	207-08-9	INIT	REG	UF	N	0.296	0.296	0.988	
Paj bel S-N Anch E Basin conf	03/08/2022	SW-846:8270E	Benzo(k)fluoranthene	207-08-9	INIT	REG	UF	N	0.295	0.295	0.983	
Paj bel S-N Anch E Basin conf	03/08/2022	SW-846:6020B	Arsenic	As	INIT	REG	F	Y	2.74	2.00	5.00	
Between E252 and Water at Beta	03/11/2022	SW-846:8270E	Benzoic Acid	65-85-0	INIT	REG	UF	N	6.00	6.00	20.0	

Location ID	Sample Date	Lab Method	Parameter Name	Parameter Code	Analysis Type Code	Sample Purpose	Field Preparation Code	Detected	Report Result	Report Method Detection Limit	Report Detection Limit	Report Uncertainty
Bulldog Spring	03/08/2022	SW-846:8270E	Benzoic Acid	65-85-0	INIT	REG	UF	N	5.92	5.92	19.7	
Burning Ground Spring	03/05/2022	SW-846:8270E	Benzoic Acid	65-85-0	INIT	REG	UF	N	6.31	6.31	21.0	
Paj bel S-N Anch E Basin conf	03/08/2022	SW-846:6020B	Arsenic	As	INIT	REG	UF	Y	2.77	2.00	5.00	
Between E252 and Water at Beta	03/11/2022	SW-846:6010D	Barium	Ba	INIT	REG	F	Y	47.1	1.00	5.00	
Paj bel S-N Anch E Basin conf	03/08/2022	SW-846:8270E	Benzoic Acid	65-85-0	INIT	REG	UF	N	5.90	5.90	19.7	
16-61439	03/07/2022	SW-846:8270E	Benzyl Alcohol	100-51-6	INIT	REG	UF	N	3.02	3.02	10.1	
Between E252 and Water at Beta	03/11/2022	SW-846:8270E	Benzyl Alcohol	100-51-6	INIT	REG	UF	N	3.00	3.00	10.0	
Bulldog Spring	03/08/2022	SW-846:8270E	Benzyl Alcohol	100-51-6	INIT	REG	UF	N	2.96	2.96	9.87	
Burning Ground Spring	03/05/2022	SW-846:8270E	Benzyl Alcohol	100-51-6	INIT	REG	UF	N	3.16	3.16	10.5	
CDV-16-02659	03/07/2022	SW-846:8270E	Benzyl Alcohol	100-51-6	INIT	REG	UF	N	3.00	3.00	10.0	
CDV-16-611937	03/07/2022	SW-846:8270E	Benzyl Alcohol	100-51-6	INIT	REG	UF	N	2.96	2.96	9.88	
Paj bel S-N Anch E Basin conf	03/08/2022	SW-846:8270E	Benzyl Alcohol	100-51-6	INIT	REG	UF	N	2.95	2.95	9.83	
16-61439	03/07/2022	SW-846:6010D	Beryllium	Be	INIT	REG	F	N	1.00	1.00	5.00	
Between E252 and Water at Beta	03/11/2022	SW-846:6010D	Beryllium	Be	INIT	REG	F	N	1.00	1.00	5.00	
Between E252 and Water at Beta	03/11/2022	SW-846:6010D	Beryllium	Be	INIT	REG	UF	N	1.00	1.00	5.00	
Bulldog Spring	03/08/2022	SW-846:6010D	Beryllium	Be	INIT	REG	F	N	1.00	1.00	5.00	
Burning Ground Spring	03/05/2022	SW-846:6010D	Beryllium	Be	INIT	REG	F	N	1.00	1.00	5.00	
CDV-16-02659	03/07/2022	SW-846:6010D	Beryllium	Be	INIT	REG	F	N	1.00	1.00	5.00	
CDV-16-611937	03/07/2022	SW-846:6010D	Beryllium	Be	INIT	REG	F	N	1.00	1.00	5.00	
Paj bel S-N Anch E Basin conf	03/08/2022	SW-846:6010D	Beryllium	Be	INIT	REG	UF	N	1.00	1.00	5.00	
Paj bel S-N Anch E Basin conf	03/08/2022	SW-846:6010D	Beryllium	Be	INIT	REG	F	N	1.00	1.00	5.00	
Paj bel S-N Anch E Basin conf	03/08/2022	SW-846:6010D	Beryllium	Be	INIT	REG	F	N	1.00	1.00	5.00	
16-61439	03/07/2022	SW-846:8270E	Bis(2-chloroethoxy)methane	111-91-1	INIT	REG	UF	N	3.02	3.02	10.1	
Between E252 and Water at Beta	03/11/2022	SW-846:8270E	Bis(2-chloroethoxy)methane	111-91-1	INIT	REG	UF	N	3.00	3.00	10.0	
Bulldog Spring	03/08/2022	SW-846:8270E	Bis(2-chloroethoxy)methane	111-91-1	INIT	REG	UF	N	2.96	2.96	9.87	
Burning Ground Spring	03/05/2022	SW-846:8270E	Bis(2-chloroethoxy)methane	111-91-1	INIT	REG	UF	N	3.16	3.16	10.5	
CDV-16-02659	03/07/2022	SW-846:8270E	Bis(2-chloroethoxy)methane	111-91-1	INIT	REG	UF	N	3.00	3.00	10.0	
CDV-16-611937	03/07/2022	SW-846:8270E	Bis(2-chloroethoxy)methane	111-91-1	INIT	REG	UF	N	2.96	2.96	9.88	
Paj bel S-N Anch E Basin conf	03/08/2022	SW-846:8270E	Bis(2-chloroethoxy)methane	111-91-1	INIT	REG	UF	N	2.95	2.95	9.83	
16-61439	03/07/2022	SW-846:8270E	Bis(2-chloroethyl)ether	111-44-4	INIT	REG	UF	N	3.02	3.02	10.1	
Between E252 and Water at Beta	03/11/2022	SW-846:8270E	Bis(2-chloroethyl)ether	111-44-4	INIT	REG	UF	N	3.00	3.00	10.0	
Bulldog Spring	03/08/2022	SW-846:8270E	Bis(2-chloroethyl)ether	111-44-4	INIT	REG	UF	N	2.96	2.96	9.87	
Burning Ground Spring	03/05/2022	SW-846:8270E	Bis(2-chloroethyl)ether	111-44-4	INIT	REG	UF	N	3.16	3.16	10.5	
CDV-16-02659	03/07/2022	SW-846:8270E	Bis(2-chloroethyl)ether	111-44-4	INIT	REG	UF	N	3.00	3.00	10.0	
CDV-16-611937	03/07/2022	SW-846:8270E	Bis(2-chloroethyl)ether	111-44-4	INIT	REG	UF	N	2.96	2.96	9.88	
Paj bel S-N Anch E Basin conf	03/08/2022	SW-846:8270E	Bis(2-chloroethyl)ether	111-44-4	INIT	REG	UF	N	2.95	2.95	9.83	
16-61439	03/07/2022	SW-846:8270E	Bis(2-ethylhexyl)phthalate	117-81-7	INIT	REG	UF	N	0.302	0.302	1.01	
Between E252 and Water at Beta	03/11/2022	SW-846:8270E	Bis(2-ethylhexyl)phthalate	117-81-7	INIT	REG	UF	N	0.300	0.300	1.00	
Bulldog Spring	03/08/2022	SW-846:8270E	Bis(2-ethylhexyl)phthalate	117-81-7	INIT	REG	UF	N	0.296	0.296	0.987	
Burning Ground Spring	03/05/2022	SW-846:8270E	Bis(2-ethylhexyl)phthalate	117-81-7	INIT	REG	UF	N	0.316	0.316	1.05	
CDV-16-02659	03/07/2022	SW-846:8270E	Bis(2-ethylhexyl)phthalate	117-81-7	INIT	REG	UF	N	0.300	0.300	1.00	
CDV-16-611937	03/07/2022	SW-846:8270E	Bis(2-ethylhexyl)phthalate	117-81-7	INIT	REG	UF	N	0.296	0.296	0.988	
Paj bel S-N Anch E Basin conf	03/08/2022	SW-846:8270E	Bis(2-ethylhexyl)phthalate	117-81-7	INIT	REG	UF	N	0.295	0.295	0.983	
Between E252 and Water at Beta	03/11/2022	SW-846:6010D	Barium	Ba	INIT	REG	UF	Y	46.5	1.00	5.00	
Between E252 and Water at Beta	03/11/2022	SW-846:6010D	Boron	B	INIT	REG	F	N	15.0	15.0	50.0	

Location ID	Sample Date	Lab Method	Parameter Name	Parameter Code	Analysis Type Code	Sample Purpose	Field Preparation Code	Detected	Report Result	Report Method Detection Limit	Report Detection Limit	Report Uncertainty
Between E252 and Water at Beta	03/11/2022	SW-846:6010D	Boron	B	INIT	REG	UF	N	15.0	15.0	50.0	
Bulldog Spring	03/08/2022	SW-846:6010D	Barium	Ba	INIT	REG	F	Y	79.9	1.00	5.00	
Burning Ground Spring	03/05/2022	SW-846:6010D	Barium	Ba	INIT	REG	F	Y	968	1.00	5.00	
CDV-16-611937	03/07/2022	SW-846:6010D	Barium	Ba	INIT	REG	F	Y	951	1.00	5.00	
Paj bel S-N Anch E Basin conf	03/08/2022	SW-846:6010D	Barium	Ba	INIT	REG	UF	Y	72.7	1.00	5.00	
Paj bel S-N Anch E Basin conf	03/08/2022	SW-846:6010D	Barium	Ba	INIT	REG	F	Y	68.5	1.00	5.00	
16-61439	03/07/2022	SW-846:8270E	Benzoic Acid	65-85-0	INIT	REG	UF	Y	9.58	6.04	20.1	
CDV-16-02659	03/07/2022	SW-846:8270E	Benzoic Acid	65-85-0	INIT	REG	UF	Y	9.34	6.00	20.0	
16-61439	03/07/2022	EPA:300.0	Bromide	Br(-1)	INIT	REG	F	N	0.0670	0.0670	0.200	
Between E252 and Water at Beta	03/11/2022	EPA:300.0	Bromide	Br(-1)	INIT	REG	F	N	0.0670	0.0670	0.200	
Bulldog Spring	03/08/2022	EPA:300.0	Bromide	Br(-1)	INIT	REG	F	N	0.0670	0.0670	0.200	
Burning Ground Spring	03/05/2022	EPA:300.0	Bromide	Br(-1)	INIT	REG	F	N	0.0670	0.0670	0.200	
CDV-16-02659	03/07/2022	EPA:300.0	Bromide	Br(-1)	INIT	REG	F	N	0.0670	0.0670	0.200	
CDV-16-611937	03/07/2022	EPA:300.0	Bromide	Br(-1)	INIT	REG	F	N	0.0670	0.0670	0.200	
Paj bel S-N Anch E Basin conf	03/08/2022	EPA:300.0	Bromide	Br(-1)	INIT	REG	F	N	0.0670	0.0670	0.200	
16-61439	03/07/2022	SW-846:8260D	Bromobenzene	108-86-1	INIT	REG	UF	N	0.333	0.333	1.00	
16-61439	03/07/2022	SW-846:8260D	Bromobenzene	108-86-1	INIT	FTB	UF	N	0.333	0.333	1.00	
Between E252 and Water at Beta	03/11/2022	SW-846:8260D	Bromobenzene	108-86-1	INIT	FTB	UF	N	0.333	0.333	1.00	
Between E252 and Water at Beta	03/11/2022	SW-846:8260D	Bromobenzene	108-86-1	INIT	REG	UF	N	0.333	0.333	1.00	
Bulldog Spring	03/08/2022	SW-846:8260D	Bromobenzene	108-86-1	INIT	FTB	UF	N	0.333	0.333	1.00	
Bulldog Spring	03/08/2022	SW-846:8260D	Bromobenzene	108-86-1	INIT	REG	UF	N	0.333	0.333	1.00	
Burning Ground Spring	03/05/2022	SW-846:8260D	Bromobenzene	108-86-1	INIT	FTB	UF	N	0.333	0.333	1.00	
Burning Ground Spring	03/05/2022	SW-846:8260D	Bromobenzene	108-86-1	INIT	REG	UF	N	0.333	0.333	1.00	
CDV-16-02659	03/07/2022	SW-846:8260D	Bromobenzene	108-86-1	INIT	FTB	UF	N	0.333	0.333	1.00	
CDV-16-02659	03/07/2022	SW-846:8260D	Bromobenzene	108-86-1	INIT	REG	UF	N	0.333	0.333	1.00	
CDV-16-611937	03/07/2022	SW-846:8260D	Bromobenzene	108-86-1	INIT	REG	UF	N	0.333	0.333	1.00	
CDV-16-611937	03/07/2022	SW-846:8260D	Bromobenzene	108-86-1	INIT	FTB	UF	N	0.333	0.333	1.00	
Paj bel S-N Anch E Basin conf	03/08/2022	SW-846:8260D	Bromobenzene	108-86-1	INIT	FTB	UF	N	0.333	0.333	1.00	
Paj bel S-N Anch E Basin conf	03/08/2022	SW-846:8260D	Bromobenzene	108-86-1	INIT	REG	UF	N	0.333	0.333	1.00	
16-61439	03/07/2022	SW-846:8260D	Bromochloromethane	74-97-5	INIT	REG	UF	N	0.333	0.333	1.00	
16-61439	03/07/2022	SW-846:8260D	Bromochloromethane	74-97-5	INIT	FTB	UF	N	0.333	0.333	1.00	
Between E252 and Water at Beta	03/11/2022	SW-846:8260D	Bromochloromethane	74-97-5	INIT	FTB	UF	N	0.333	0.333	1.00	
Between E252 and Water at Beta	03/11/2022	SW-846:8260D	Bromochloromethane	74-97-5	INIT	REG	UF	N	0.333	0.333	1.00	
Bulldog Spring	03/08/2022	SW-846:8260D	Bromochloromethane	74-97-5	INIT	FTB	UF	N	0.333	0.333	1.00	
Bulldog Spring	03/08/2022	SW-846:8260D	Bromochloromethane	74-97-5	INIT	REG	UF	N	0.333	0.333	1.00	
Burning Ground Spring	03/05/2022	SW-846:8260D	Bromochloromethane	74-97-5	INIT	FTB	UF	N	0.333	0.333	1.00	
Burning Ground Spring	03/05/2022	SW-846:8260D	Bromochloromethane	74-97-5	INIT	REG	UF	N	0.333	0.333	1.00	
CDV-16-02659	03/07/2022	SW-846:8260D	Bromochloromethane	74-97-5	INIT	FTB	UF	N	0.333	0.333	1.00	
CDV-16-02659	03/07/2022	SW-846:8260D	Bromochloromethane	74-97-5	INIT	REG	UF	N	0.333	0.333	1.00	
CDV-16-611937	03/07/2022	SW-846:8260D	Bromochloromethane	74-97-5	INIT	REG	UF	N	0.333	0.333	1.00	
CDV-16-611937	03/07/2022	SW-846:8260D	Bromochloromethane	74-97-5	INIT	FTB	UF	N	0.333	0.333	1.00	
Paj bel S-N Anch E Basin conf	03/08/2022	SW-846:8260D	Bromochloromethane	74-97-5	INIT	REG	UF	N	0.333	0.333	1.00	
Paj bel S-N Anch E Basin conf	03/08/2022	SW-846:8260D	Bromochloromethane	74-97-5	INIT	FTB	UF	N	0.333	0.333	1.00	
16-61439	03/07/2022	SW-846:8260D	Bromodichloromethane	75-27-4	INIT	REG	UF	N	0.333	0.333	1.00	

Location ID	Sample Date	Lab Method	Parameter Name	Parameter Code	Analysis Type Code	Sample Purpose	Field Preparation Code	Detected	Report Result	Report Method Detection Limit	Report Detection Limit	Report Uncertainty
16-61439	03/07/2022	SW-846:8260D	Bromodichloromethane	75-27-4	INIT	FTB	UF	N	0.333	0.333	1.00	
Between E252 and Water at Beta	03/11/2022	SW-846:8260D	Bromodichloromethane	75-27-4	INIT	FTB	UF	N	0.333	0.333	1.00	
Between E252 and Water at Beta	03/11/2022	SW-846:8260D	Bromodichloromethane	75-27-4	INIT	REG	UF	N	0.333	0.333	1.00	
Bulldog Spring	03/08/2022	SW-846:8260D	Bromodichloromethane	75-27-4	INIT	REG	UF	N	0.333	0.333	1.00	
Bulldog Spring	03/08/2022	SW-846:8260D	Bromodichloromethane	75-27-4	INIT	FTB	UF	N	0.333	0.333	1.00	
Burning Ground Spring	03/05/2022	SW-846:8260D	Bromodichloromethane	75-27-4	INIT	FTB	UF	N	0.333	0.333	1.00	
Burning Ground Spring	03/05/2022	SW-846:8260D	Bromodichloromethane	75-27-4	INIT	REG	UF	N	0.333	0.333	1.00	
CDV-16-02659	03/07/2022	SW-846:8260D	Bromodichloromethane	75-27-4	INIT	FTB	UF	N	0.333	0.333	1.00	
CDV-16-02659	03/07/2022	SW-846:8260D	Bromodichloromethane	75-27-4	INIT	REG	UF	N	0.333	0.333	1.00	
CDV-16-611937	03/07/2022	SW-846:8260D	Bromodichloromethane	75-27-4	INIT	REG	UF	N	0.333	0.333	1.00	
CDV-16-611937	03/07/2022	SW-846:8260D	Bromodichloromethane	75-27-4	INIT	FTB	UF	N	0.333	0.333	1.00	
Paj bel S-N Anch E Basin conf	03/08/2022	SW-846:8260D	Bromodichloromethane	75-27-4	INIT	FTB	UF	N	0.333	0.333	1.00	
Paj bel S-N Anch E Basin conf	03/08/2022	SW-846:8260D	Bromodichloromethane	75-27-4	INIT	REG	UF	N	0.333	0.333	1.00	
16-61439	03/07/2022	SW-846:8260D	Bromoform	75-25-2	INIT	REG	UF	N	0.333	0.333	1.00	
16-61439	03/07/2022	SW-846:8260D	Bromoform	75-25-2	INIT	FTB	UF	N	0.333	0.333	1.00	
Between E252 and Water at Beta	03/11/2022	SW-846:8260D	Bromoform	75-25-2	INIT	FTB	UF	N	0.333	0.333	1.00	
Between E252 and Water at Beta	03/11/2022	SW-846:8260D	Bromoform	75-25-2	INIT	REG	UF	N	0.333	0.333	1.00	
Bulldog Spring	03/08/2022	SW-846:8260D	Bromoform	75-25-2	INIT	REG	UF	N	0.333	0.333	1.00	
Bulldog Spring	03/08/2022	SW-846:8260D	Bromoform	75-25-2	INIT	FTB	UF	N	0.333	0.333	1.00	
Burning Ground Spring	03/05/2022	SW-846:8260D	Bromoform	75-25-2	INIT	FTB	UF	N	0.333	0.333	1.00	
Burning Ground Spring	03/05/2022	SW-846:8260D	Bromoform	75-25-2	INIT	REG	UF	N	0.333	0.333	1.00	
Burning Ground Spring	03/05/2022	SW-846:8260D	Bromoform	75-25-2	INIT	REG	UF	N	0.333	0.333	1.00	
CDV-16-02659	03/07/2022	SW-846:8260D	Bromoform	75-25-2	INIT	REG	UF	N	0.333	0.333	1.00	
CDV-16-02659	03/07/2022	SW-846:8260D	Bromoform	75-25-2	INIT	FTB	UF	N	0.333	0.333	1.00	
CDV-16-611937	03/07/2022	SW-846:8260D	Bromoform	75-25-2	INIT	REG	UF	N	0.333	0.333	1.00	
CDV-16-611937	03/07/2022	SW-846:8260D	Bromoform	75-25-2	INIT	FTB	UF	N	0.333	0.333	1.00	
Paj bel S-N Anch E Basin conf	03/08/2022	SW-846:8260D	Bromoform	75-25-2	INIT	FTB	UF	N	0.333	0.333	1.00	
Paj bel S-N Anch E Basin conf	03/08/2022	SW-846:8260D	Bromoform	75-25-2	INIT	REG	UF	N	0.333	0.333	1.00	
16-61439	03/07/2022	SW-846:8260D	Bromomethane	74-83-9	INIT	REG	UF	N	0.337	0.337	1.00	
16-61439	03/07/2022	SW-846:8260D	Bromomethane	74-83-9	INIT	FTB	UF	N	0.337	0.337	1.00	
Between E252 and Water at Beta	03/11/2022	SW-846:8260D	Bromomethane	74-83-9	INIT	FTB	UF	N	0.337	0.337	1.00	
Between E252 and Water at Beta	03/11/2022	SW-846:8260D	Bromomethane	74-83-9	INIT	REG	UF	N	0.337	0.337	1.00	
Bulldog Spring	03/08/2022	SW-846:8260D	Bromomethane	74-83-9	INIT	FTB	UF	N	0.337	0.337	1.00	
Bulldog Spring	03/08/2022	SW-846:8260D	Bromomethane	74-83-9	INIT	REG	UF	N	0.337	0.337	1.00	
Burning Ground Spring	03/05/2022	SW-846:8260D	Bromomethane	74-83-9	INIT	FTB	UF	N	0.337	0.337	1.00	
Burning Ground Spring	03/05/2022	SW-846:8260D	Bromomethane	74-83-9	INIT	REG	UF	N	0.337	0.337	1.00	
CDV-16-02659	03/07/2022	SW-846:8260D	Bromomethane	74-83-9	INIT	FTB	UF	N	0.337	0.337	1.00	
CDV-16-02659	03/07/2022	SW-846:8260D	Bromomethane	74-83-9	INIT	REG	UF	N	0.337	0.337	1.00	
CDV-16-611937	03/07/2022	SW-846:8260D	Bromomethane	74-83-9	INIT	REG	UF	N	0.337	0.337	1.00	
CDV-16-611937	03/07/2022	SW-846:8260D	Bromomethane	74-83-9	INIT	FTB	UF	N	0.337	0.337	1.00	
Paj bel S-N Anch E Basin conf	03/08/2022	SW-846:8260D	Bromomethane	74-83-9	INIT	REG	UF	N	0.337	0.337	1.00	
Paj bel S-N Anch E Basin conf	03/08/2022	SW-846:8260D	Bromomethane	74-83-9	INIT	FTB	UF	N	0.337	0.337	1.00	
16-61439	03/07/2022	SW-846:8270E	Bromophenyl-phenylether[4-]	101-55-3	INIT	REG	UF	N	3.02	3.02	10.1	
Between E252 and Water at Beta	03/11/2022	SW-846:8270E	Bromophenyl-phenylether[4-]	101-55-3	INIT	REG	UF	N	3.00	3.00	10.0	
Bulldog Spring	03/08/2022	SW-846:8270E	Bromophenyl-phenylether[4-]	101-55-3	INIT	REG	UF	N	2.96	2.96	9.87	

Location ID	Sample Date	Lab Method	Parameter Name	Parameter Code	Analysis Type Code	Sample Purpose	Field Preparation Code	Detected	Report Result	Report Method Detection Limit	Report Detection Limit	Report Uncertainty
Burning Ground Spring	03/05/2022	SW-846:8270E	Bromophenyl-phenylether[4-]	101-55-3	INIT	REG	UF	N	3.16	3.16	10.5	
CDV-16-02659	03/07/2022	SW-846:8270E	Bromophenyl-phenylether[4-]	101-55-3	INIT	REG	UF	N	3.00	3.00	10.0	
CDV-16-611937	03/07/2022	SW-846:8270E	Bromophenyl-phenylether[4-]	101-55-3	INIT	REG	UF	N	2.96	2.96	9.88	
Paj bel S-N Anch E Basin conf	03/08/2022	SW-846:8270E	Bromophenyl-phenylether[4-]	101-55-3	INIT	REG	UF	N	2.95	2.95	9.83	
16-61439	03/07/2022	SW-846:8260D	Butanol[1-]	71-36-3	INIT	REG	UF	N	21.1	21.1	50.0	
16-61439	03/07/2022	SW-846:8260D	Butanol[1-]	71-36-3	INIT	FTB	UF	N	21.1	21.1	50.0	
Between E252 and Water at Beta	03/11/2022	SW-846:8260D	Butanol[1-]	71-36-3	INIT	FTB	UF	N	21.1	21.1	50.0	
Between E252 and Water at Beta	03/11/2022	SW-846:8260D	Butanol[1-]	71-36-3	INIT	REG	UF	N	21.1	21.1	50.0	
Bulldog Spring	03/08/2022	SW-846:8260D	Butanol[1-]	71-36-3	INIT	FTB	UF	N	21.1	21.1	50.0	
Bulldog Spring	03/08/2022	SW-846:8260D	Butanol[1-]	71-36-3	INIT	REG	UF	N	21.1	21.1	50.0	
Burning Ground Spring	03/05/2022	SW-846:8260D	Butanol[1-]	71-36-3	INIT	FTB	UF	N	21.1	21.1	50.0	
Burning Ground Spring	03/05/2022	SW-846:8260D	Butanol[1-]	71-36-3	INIT	REG	UF	N	21.1	21.1	50.0	
CDV-16-02659	03/07/2022	SW-846:8260D	Butanol[1-]	71-36-3	INIT	FTB	UF	N	21.1	21.1	50.0	
CDV-16-02659	03/07/2022	SW-846:8260D	Butanol[1-]	71-36-3	INIT	REG	UF	N	21.1	21.1	50.0	
CDV-16-611937	03/07/2022	SW-846:8260D	Butanol[1-]	71-36-3	INIT	REG	UF	N	21.1	21.1	50.0	
CDV-16-611937	03/07/2022	SW-846:8260D	Butanol[1-]	71-36-3	INIT	FTB	UF	N	21.1	21.1	50.0	
Paj bel S-N Anch E Basin conf	03/08/2022	SW-846:8260D	Butanol[1-]	71-36-3	INIT	REG	UF	N	21.1	21.1	50.0	
Paj bel S-N Anch E Basin conf	03/08/2022	SW-846:8260D	Butanol[1-]	71-36-3	INIT	FTB	UF	N	21.1	21.1	50.0	
16-61439	03/07/2022	SW-846:8260D	Butanone[2-]	78-93-3	INIT	REG	UF	N	1.67	1.67	5.00	
16-61439	03/07/2022	SW-846:8260D	Butanone[2-]	78-93-3	INIT	FTB	UF	N	1.67	1.67	5.00	
Between E252 and Water at Beta	03/11/2022	SW-846:8260D	Butanone[2-]	78-93-3	INIT	FTB	UF	N	1.67	1.67	5.00	
Between E252 and Water at Beta	03/11/2022	SW-846:8260D	Butanone[2-]	78-93-3	INIT	REG	UF	N	1.67	1.67	5.00	
Bulldog Spring	03/08/2022	SW-846:8260D	Butanone[2-]	78-93-3	INIT	REG	UF	N	1.67	1.67	5.00	
Bulldog Spring	03/08/2022	SW-846:8260D	Butanone[2-]	78-93-3	INIT	FTB	UF	N	1.67	1.67	5.00	
Burning Ground Spring	03/05/2022	SW-846:8260D	Butanone[2-]	78-93-3	INIT	FTB	UF	N	1.67	1.67	5.00	
Burning Ground Spring	03/05/2022	SW-846:8260D	Butanone[2-]	78-93-3	INIT	REG	UF	N	1.67	1.67	5.00	
CDV-16-02659	03/07/2022	SW-846:8260D	Butanone[2-]	78-93-3	INIT	REG	UF	N	1.67	1.67	5.00	
CDV-16-02659	03/07/2022	SW-846:8260D	Butanone[2-]	78-93-3	INIT	FTB	UF	N	1.67	1.67	5.00	
CDV-16-611937	03/07/2022	SW-846:8260D	Butanone[2-]	78-93-3	INIT	REG	UF	N	1.67	1.67	5.00	
CDV-16-611937	03/07/2022	SW-846:8260D	Butanone[2-]	78-93-3	INIT	FTB	UF	N	1.67	1.67	5.00	
Paj bel S-N Anch E Basin conf	03/08/2022	SW-846:8260D	Butanone[2-]	78-93-3	INIT	FTB	UF	N	1.67	1.67	5.00	
Paj bel S-N Anch E Basin conf	03/08/2022	SW-846:8260D	Butanone[2-]	78-93-3	INIT	REG	UF	N	1.67	1.67	5.00	
16-61439	03/07/2022	SW-846:8260D	Butylbenzene[n-]	104-51-8	INIT	REG	UF	N	0.333	0.333	1.00	
16-61439	03/07/2022	SW-846:8260D	Butylbenzene[n-]	104-51-8	INIT	FTB	UF	N	0.333	0.333	1.00	
Between E252 and Water at Beta	03/11/2022	SW-846:8260D	Butylbenzene[n-]	104-51-8	INIT	FTB	UF	N	0.333	0.333	1.00	
Between E252 and Water at Beta	03/11/2022	SW-846:8260D	Butylbenzene[n-]	104-51-8	INIT	REG	UF	N	0.333	0.333	1.00	
Bulldog Spring	03/08/2022	SW-846:8260D	Butylbenzene[n-]	104-51-8	INIT	REG	UF	N	0.333	0.333	1.00	
Bulldog Spring	03/08/2022	SW-846:8260D	Butylbenzene[n-]	104-51-8	INIT	FTB	UF	N	0.333	0.333	1.00	
Burning Ground Spring	03/05/2022	SW-846:8260D	Butylbenzene[n-]	104-51-8	INIT	FTB	UF	N	0.333	0.333	1.00	
Burning Ground Spring	03/05/2022	SW-846:8260D	Butylbenzene[n-]	104-51-8	INIT	REG	UF	N	0.333	0.333	1.00	
CDV-16-02659	03/07/2022	SW-846:8260D	Butylbenzene[n-]	104-51-8	INIT	FTB	UF	N	0.333	0.333	1.00	
CDV-16-02659	03/07/2022	SW-846:8260D	Butylbenzene[n-]	104-51-8	INIT	REG	UF	N	0.333	0.333	1.00	
CDV-16-611937	03/07/2022	SW-846:8260D	Butylbenzene[n-]	104-51-8	INIT	REG	UF	N	0.333	0.333	1.00	
CDV-16-611937	03/07/2022	SW-846:8260D	Butylbenzene[n-]	104-51-8	INIT	FTB	UF	N	0.333	0.333	1.00	

Location ID	Sample Date	Lab Method	Parameter Name	Parameter Code	Analysis Type Code	Sample Purpose	Field Preparation Code	Detected	Report Result	Report Method Detection Limit	Report Detection Limit	Report Uncertainty
Paj bel S-N Anch E Basin conf	03/08/2022	SW-846:8260D	Butylbenzene[n-]	104-51-8	INIT	FTB	UF	N	0.333	0.333	1.00	
Paj bel S-N Anch E Basin conf	03/08/2022	SW-846:8260D	Butylbenzene[n-]	104-51-8	INIT	REG	UF	N	0.333	0.333	1.00	
16-61439	03/07/2022	SW-846:8260D	Butylbenzene[sec-]	135-98-8	INIT	REG	UF	N	0.333	0.333	1.00	
16-61439	03/07/2022	SW-846:8260D	Butylbenzene[sec-]	135-98-8	INIT	FTB	UF	N	0.333	0.333	1.00	
Between E252 and Water at Beta	03/11/2022	SW-846:8260D	Butylbenzene[sec-]	135-98-8	INIT	FTB	UF	N	0.333	0.333	1.00	
Between E252 and Water at Beta	03/11/2022	SW-846:8260D	Butylbenzene[sec-]	135-98-8	INIT	REG	UF	N	0.333	0.333	1.00	
Bulldog Spring	03/08/2022	SW-846:8260D	Butylbenzene[sec-]	135-98-8	INIT	FTB	UF	N	0.333	0.333	1.00	
Bulldog Spring	03/08/2022	SW-846:8260D	Butylbenzene[sec-]	135-98-8	INIT	REG	UF	N	0.333	0.333	1.00	
Burning Ground Spring	03/05/2022	SW-846:8260D	Butylbenzene[sec-]	135-98-8	INIT	FTB	UF	N	0.333	0.333	1.00	
Burning Ground Spring	03/05/2022	SW-846:8260D	Butylbenzene[sec-]	135-98-8	INIT	REG	UF	N	0.333	0.333	1.00	
CDV-16-02659	03/07/2022	SW-846:8260D	Butylbenzene[sec-]	135-98-8	INIT	FTB	UF	N	0.333	0.333	1.00	
CDV-16-02659	03/07/2022	SW-846:8260D	Butylbenzene[sec-]	135-98-8	INIT	REG	UF	N	0.333	0.333	1.00	
CDV-16-611937	03/07/2022	SW-846:8260D	Butylbenzene[sec-]	135-98-8	INIT	REG	UF	N	0.333	0.333	1.00	
CDV-16-611937	03/07/2022	SW-846:8260D	Butylbenzene[sec-]	135-98-8	INIT	FTB	UF	N	0.333	0.333	1.00	
Paj bel S-N Anch E Basin conf	03/08/2022	SW-846:8260D	Butylbenzene[sec-]	135-98-8	INIT	REG	UF	N	0.333	0.333	1.00	
Paj bel S-N Anch E Basin conf	03/08/2022	SW-846:8260D	Butylbenzene[sec-]	135-98-8	INIT	FTB	UF	N	0.333	0.333	1.00	
16-61439	03/07/2022	SW-846:8260D	Butylbenzene[tert-]	98-06-6	INIT	REG	UF	N	0.333	0.333	1.00	
16-61439	03/07/2022	SW-846:8260D	Butylbenzene[tert-]	98-06-6	INIT	FTB	UF	N	0.333	0.333	1.00	
Between E252 and Water at Beta	03/11/2022	SW-846:8260D	Butylbenzene[tert-]	98-06-6	INIT	FTB	UF	N	0.333	0.333	1.00	
Between E252 and Water at Beta	03/11/2022	SW-846:8260D	Butylbenzene[tert-]	98-06-6	INIT	REG	UF	N	0.333	0.333	1.00	
Bulldog Spring	03/08/2022	SW-846:8260D	Butylbenzene[tert-]	98-06-6	INIT	FTB	UF	N	0.333	0.333	1.00	
Bulldog Spring	03/08/2022	SW-846:8260D	Butylbenzene[tert-]	98-06-6	INIT	REG	UF	N	0.333	0.333	1.00	
Burning Ground Spring	03/05/2022	SW-846:8260D	Butylbenzene[tert-]	98-06-6	INIT	FTB	UF	N	0.333	0.333	1.00	
Burning Ground Spring	03/05/2022	SW-846:8260D	Butylbenzene[tert-]	98-06-6	INIT	REG	UF	N	0.333	0.333	1.00	
CDV-16-02659	03/07/2022	SW-846:8260D	Butylbenzene[tert-]	98-06-6	INIT	FTB	UF	N	0.333	0.333	1.00	
CDV-16-02659	03/07/2022	SW-846:8260D	Butylbenzene[tert-]	98-06-6	INIT	REG	UF	N	0.333	0.333	1.00	
CDV-16-611937	03/07/2022	SW-846:8260D	Butylbenzene[tert-]	98-06-6	INIT	REG	UF	N	0.333	0.333	1.00	
CDV-16-611937	03/07/2022	SW-846:8260D	Butylbenzene[tert-]	98-06-6	INIT	FTB	UF	N	0.333	0.333	1.00	
Paj bel S-N Anch E Basin conf	03/08/2022	SW-846:8260D	Butylbenzene[tert-]	98-06-6	INIT	FTB	UF	N	0.333	0.333	1.00	
Paj bel S-N Anch E Basin conf	03/08/2022	SW-846:8260D	Butylbenzene[tert-]	98-06-6	INIT	REG	UF	N	0.333	0.333	1.00	
16-61439	03/07/2022	SW-846:8270E	Butylbenzylphthalate	85-68-7	INIT	REG	UF	N	0.302	0.302	10.1	
Between E252 and Water at Beta	03/11/2022	SW-846:8270E	Butylbenzylphthalate	85-68-7	INIT	REG	UF	N	0.300	0.300	10.0	
Bulldog Spring	03/08/2022	SW-846:8270E	Butylbenzylphthalate	85-68-7	INIT	REG	UF	N	0.296	0.296	9.87	
Burning Ground Spring	03/05/2022	SW-846:8270E	Butylbenzylphthalate	85-68-7	INIT	REG	UF	N	0.316	0.316	10.5	
CDV-16-02659	03/07/2022	SW-846:8270E	Butylbenzylphthalate	85-68-7	INIT	REG	UF	N	0.300	0.300	10.0	
CDV-16-611937	03/07/2022	SW-846:8270E	Butylbenzylphthalate	85-68-7	INIT	REG	UF	N	0.296	0.296	9.88	
Paj bel S-N Anch E Basin conf	03/08/2022	SW-846:8270E	Butylbenzylphthalate	85-68-7	INIT	REG	UF	N	0.295	0.295	9.83	
16-61439	03/07/2022	SW-846:6020B	Cadmium	Cd	INIT	REG	F	N	0.300	0.300	1.00	
Between E252 and Water at Beta	03/11/2022	SW-846:6020B	Cadmium	Cd	INIT	REG	F	N	0.300	0.300	1.00	
Between E252 and Water at Beta	03/11/2022	SW-846:6020B	Cadmium	Cd	INIT	REG	UF	N	0.300	0.300	1.00	
Bulldog Spring	03/08/2022	SW-846:6020B	Cadmium	Cd	INIT	REG	F	N	0.300	0.300	1.00	
Burning Ground Spring	03/05/2022	SW-846:6020B	Cadmium	Cd	INIT	REG	F	N	0.300	0.300	1.00	
CDV-16-02659	03/07/2022	SW-846:6020B	Cadmium	Cd	INIT	REG	F	N	0.300	0.300	1.00	
CDV-16-611937	03/07/2022	SW-846:6020B	Cadmium	Cd	INIT	REG	F	N	0.300	0.300	1.00	

Location ID	Sample Date	Lab Method	Parameter Name	Parameter Code	Analysis Type Code	Sample Purpose	Field Preparation Code	Detected	Report Result	Report Method Detection Limit	Report Detection Limit	Report Uncertainty
Paj bel S-N Anch E Basin conf	03/08/2022	SW-846:6020B	Cadmium	Cd	INIT	REG	F	N	0.300	0.300	1.00	
Paj bel S-N Anch E Basin conf	03/08/2022	SW-846:6020B	Cadmium	Cd	INIT	REG	UF	N	0.300	0.300	1.00	
CDV-16-611937	03/07/2022	SW-846:8270E	Benzoic Acid	65-85-0	INIT	REG	UF	Y	8.63	5.93	19.8	
16-61439	03/07/2022	SW-846:6010D	Boron	B	INIT	REG	F	Y	17.2	15.0	50.0	
Bulldog Spring	03/08/2022	SW-846:6010D	Boron	B	INIT	REG	F	Y	30.3	15.0	50.0	
Burning Ground Spring	03/05/2022	SW-846:6010D	Boron	B	INIT	REG	F	Y	16.9	15.0	50.0	
CDV-16-02659	03/07/2022	SW-846:6010D	Boron	B	INIT	REG	F	Y	23.4	15.0	50.0	
CDV-16-611937	03/07/2022	SW-846:6010D	Boron	B	INIT	REG	F	Y	22.2	15.0	50.0	
Paj bel S-N Anch E Basin conf	03/08/2022	SW-846:6010D	Boron	B	INIT	REG	UF	Y	15.0	15.0	50.0	
Paj bel S-N Anch E Basin conf	03/08/2022	SW-846:6010D	Boron	B	INIT	REG	F	Y	15.7	15.0	50.0	
16-61439	03/07/2022	SW-846:6010D	Calcium	Ca	INIT	REG	F	Y	18.6	0.05	0.2	
16-61439	03/07/2022	SW-846:8260D	Carbon Disulfide	75-15-0	INIT	REG	UF	N	1.67	1.67	5.00	
16-61439	03/07/2022	SW-846:8260D	Carbon Disulfide	75-15-0	INIT	FTB	UF	N	1.67	1.67	5.00	
Between E252 and Water at Beta	03/11/2022	SW-846:8260D	Carbon Disulfide	75-15-0	INIT	FTB	UF	N	1.67	1.67	5.00	
Between E252 and Water at Beta	03/11/2022	SW-846:8260D	Carbon Disulfide	75-15-0	INIT	REG	UF	N	1.67	1.67	5.00	
Bulldog Spring	03/08/2022	SW-846:8260D	Carbon Disulfide	75-15-0	INIT	REG	UF	N	1.67	1.67	5.00	
Bulldog Spring	03/08/2022	SW-846:8260D	Carbon Disulfide	75-15-0	INIT	FTB	UF	N	1.67	1.67	5.00	
Burning Ground Spring	03/05/2022	SW-846:8260D	Carbon Disulfide	75-15-0	INIT	FTB	UF	N	1.67	1.67	5.00	
Burning Ground Spring	03/05/2022	SW-846:8260D	Carbon Disulfide	75-15-0	INIT	REG	UF	N	1.67	1.67	5.00	
CDV-16-02659	03/07/2022	SW-846:8260D	Carbon Disulfide	75-15-0	INIT	REG	UF	N	1.67	1.67	5.00	
CDV-16-02659	03/07/2022	SW-846:8260D	Carbon Disulfide	75-15-0	INIT	FTB	UF	N	1.67	1.67	5.00	
CDV-16-02659	03/07/2022	SW-846:8260D	Carbon Disulfide	75-15-0	INIT	FTB	UF	N	1.67	1.67	5.00	
CDV-16-611937	03/07/2022	SW-846:8260D	Carbon Disulfide	75-15-0	INIT	REG	UF	N	1.67	1.67	5.00	
CDV-16-611937	03/07/2022	SW-846:8260D	Carbon Disulfide	75-15-0	INIT	FTB	UF	N	1.67	1.67	5.00	
Paj bel S-N Anch E Basin conf	03/08/2022	SW-846:8260D	Carbon Disulfide	75-15-0	INIT	FTB	UF	N	1.67	1.67	5.00	
Paj bel S-N Anch E Basin conf	03/08/2022	SW-846:8260D	Carbon Disulfide	75-15-0	INIT	REG	UF	N	1.67	1.67	5.00	
16-61439	03/07/2022	SW-846:8260D	Carbon Tetrachloride	56-23-5	INIT	REG	UF	N	0.333	0.333	1.00	
16-61439	03/07/2022	SW-846:8260D	Carbon Tetrachloride	56-23-5	INIT	FTB	UF	N	0.333	0.333	1.00	
Between E252 and Water at Beta	03/11/2022	SW-846:8260D	Carbon Tetrachloride	56-23-5	INIT	REG	UF	N	0.333	0.333	1.00	
Between E252 and Water at Beta	03/11/2022	SW-846:8260D	Carbon Tetrachloride	56-23-5	INIT	FTB	UF	N	0.333	0.333	1.00	
Bulldog Spring	03/08/2022	SW-846:8260D	Carbon Tetrachloride	56-23-5	INIT	FTB	UF	N	0.333	0.333	1.00	
Bulldog Spring	03/08/2022	SW-846:8260D	Carbon Tetrachloride	56-23-5	INIT	REG	UF	N	0.333	0.333	1.00	
Burning Ground Spring	03/05/2022	SW-846:8260D	Carbon Tetrachloride	56-23-5	INIT	FTB	UF	N	0.333	0.333	1.00	
Burning Ground Spring	03/05/2022	SW-846:8260D	Carbon Tetrachloride	56-23-5	INIT	REG	UF	N	0.333	0.333	1.00	
CDV-16-02659	03/07/2022	SW-846:8260D	Carbon Tetrachloride	56-23-5	INIT	FTB	UF	N	0.333	0.333	1.00	
CDV-16-02659	03/07/2022	SW-846:8260D	Carbon Tetrachloride	56-23-5	INIT	REG	UF	N	0.333	0.333	1.00	
CDV-16-611937	03/07/2022	SW-846:8260D	Carbon Tetrachloride	56-23-5	INIT	REG	UF	N	0.333	0.333	1.00	
CDV-16-611937	03/07/2022	SW-846:8260D	Carbon Tetrachloride	56-23-5	INIT	FTB	UF	N	0.333	0.333	1.00	
Paj bel S-N Anch E Basin conf	03/08/2022	SW-846:8260D	Carbon Tetrachloride	56-23-5	INIT	REG	UF	N	0.333	0.333	1.00	
Paj bel S-N Anch E Basin conf	03/08/2022	SW-846:8260D	Carbon Tetrachloride	56-23-5	INIT	FTB	UF	N	0.333	0.333	1.00	
16-61439	03/07/2022	EPA:901.1	Cesium-137	Cs-137	INIT	REG	UF	N	0.459			0.829
Between E252 and Water at Beta	03/11/2022	EPA:901.1	Cesium-137	Cs-137	INIT	REG	UF	N	-2.93			1.64
Bulldog Spring	03/08/2022	EPA:901.1	Cesium-137	Cs-137	INIT	REG	UF	N	1.08			1.67
Burning Ground Spring	03/05/2022	EPA:901.1	Cesium-137	Cs-137	INIT	REG	UF	N	0.728			1.01
CDV-16-02659	03/07/2022	EPA:901.1	Cesium-137	Cs-137	INIT	REG	UF	N	0.698			1.12

Location ID	Sample Date	Lab Method	Parameter Name	Parameter Code	Analysis Type Code	Sample Purpose	Field Preparation Code	Detected	Report Result	Report Method Detection Limit	Report Detection Limit	Report Uncertainty
Paj bel S-N Anch E Basin conf	03/08/2022	EPA:901.1	Cesium-137	Cs-137	INIT	REG	UF	N	-0.346			1.21
Between E252 and Water at Beta	03/11/2022	SW-846:6010D	Calcium	Ca	INIT	REG	F	Y	10.5	0.05	0.2	
Between E252 and Water at Beta	03/11/2022	SW-846:6010D	Calcium	Ca	INIT	REG	UF	Y	10.4	0.05	0.2	
Bulldog Spring	03/08/2022	SW-846:6010D	Calcium	Ca	INIT	REG	F	Y	22.5	0.05	0.2	
Burning Ground Spring	03/05/2022	SW-846:6010D	Calcium	Ca	INIT	REG	F	Y	22	0.05	0.2	
CDV-16-02659	03/07/2022	SW-846:6010D	Calcium	Ca	INIT	REG	F	Y	18	0.05	0.2	
CDV-16-611937	03/07/2022	SW-846:6010D	Calcium	Ca	INIT	REG	F	Y	9.33	0.05	0.2	
Paj bel S-N Anch E Basin conf	03/08/2022	SW-846:6010D	Calcium	Ca	INIT	REG	UF	Y	15.8	0.05	0.2	
16-61439	03/07/2022	SW-846:8260D	Chloro-1,3-butadiene[2-]	126-99-8	INIT	REG	UF	N	0.333	0.333	1.00	
16-61439	03/07/2022	SW-846:8260D	Chloro-1,3-butadiene[2-]	126-99-8	INIT	FTB	UF	N	0.333	0.333	1.00	
Between E252 and Water at Beta	03/11/2022	SW-846:8260D	Chloro-1,3-butadiene[2-]	126-99-8	INIT	FTB	UF	N	0.333	0.333	1.00	
Between E252 and Water at Beta	03/11/2022	SW-846:8260D	Chloro-1,3-butadiene[2-]	126-99-8	INIT	REG	UF	N	0.333	0.333	1.00	
Bulldog Spring	03/08/2022	SW-846:8260D	Chloro-1,3-butadiene[2-]	126-99-8	INIT	FTB	UF	N	0.333	0.333	1.00	
Bulldog Spring	03/08/2022	SW-846:8260D	Chloro-1,3-butadiene[2-]	126-99-8	INIT	REG	UF	N	0.333	0.333	1.00	
Burning Ground Spring	03/05/2022	SW-846:8260D	Chloro-1,3-butadiene[2-]	126-99-8	INIT	FTB	UF	N	0.333	0.333	1.00	
Burning Ground Spring	03/05/2022	SW-846:8260D	Chloro-1,3-butadiene[2-]	126-99-8	INIT	REG	UF	N	0.333	0.333	1.00	
CDV-16-02659	03/07/2022	SW-846:8260D	Chloro-1,3-butadiene[2-]	126-99-8	INIT	FTB	UF	N	0.333	0.333	1.00	
CDV-16-02659	03/07/2022	SW-846:8260D	Chloro-1,3-butadiene[2-]	126-99-8	INIT	REG	UF	N	0.333	0.333	1.00	
CDV-16-611937	03/07/2022	SW-846:8260D	Chloro-1,3-butadiene[2-]	126-99-8	INIT	REG	UF	N	0.333	0.333	1.00	
CDV-16-611937	03/07/2022	SW-846:8260D	Chloro-1,3-butadiene[2-]	126-99-8	INIT	FTB	UF	N	0.333	0.333	1.00	
Paj bel S-N Anch E Basin conf	03/08/2022	SW-846:8260D	Chloro-1,3-butadiene[2-]	126-99-8	INIT	REG	UF	N	0.333	0.333	1.00	
CDV-16-611937	03/07/2022	SW-846:8260D	Chloro-1,3-butadiene[2-]	126-99-8	INIT	FTB	UF	N	0.333	0.333	1.00	
Paj bel S-N Anch E Basin conf	03/08/2022	SW-846:8260D	Chloro-1,3-butadiene[2-]	126-99-8	INIT	REG	UF	N	0.333	0.333	1.00	
Paj bel S-N Anch E Basin conf	03/08/2022	SW-846:8260D	Chloro-1,3-butadiene[2-]	126-99-8	INIT	FTB	UF	N	0.333	0.333	1.00	
16-61439	03/07/2022	SW-846:8260D	Chloro-1-propene[3-]	107-05-1	INIT	REG	UF	N	1.67	1.67	5.00	
16-61439	03/07/2022	SW-846:8260D	Chloro-1-propene[3-]	107-05-1	INIT	FTB	UF	N	1.67	1.67	5.00	
Between E252 and Water at Beta	03/11/2022	SW-846:8260D	Chloro-1-propene[3-]	107-05-1	INIT	FTB	UF	N	1.67	1.67	5.00	
Between E252 and Water at Beta	03/11/2022	SW-846:8260D	Chloro-1-propene[3-]	107-05-1	INIT	REG	UF	N	1.67	1.67	5.00	
Bulldog Spring	03/08/2022	SW-846:8260D	Chloro-1-propene[3-]	107-05-1	INIT	REG	UF	N	1.67	1.67	5.00	
Bulldog Spring	03/08/2022	SW-846:8260D	Chloro-1-propene[3-]	107-05-1	INIT	FTB	UF	N	1.67	1.67	5.00	
Burning Ground Spring	03/05/2022	SW-846:8260D	Chloro-1-propene[3-]	107-05-1	INIT	FTB	UF	N	1.67	1.67	5.00	
Burning Ground Spring	03/05/2022	SW-846:8260D	Chloro-1-propene[3-]	107-05-1	INIT	REG	UF	N	1.67	1.67	5.00	
CDV-16-02659	03/07/2022	SW-846:8260D	Chloro-1-propene[3-]	107-05-1	INIT	REG	UF	N	1.67	1.67	5.00	
CDV-16-02659	03/07/2022	SW-846:8260D	Chloro-1-propene[3-]	107-05-1	INIT	FTB	UF	N	1.67	1.67	5.00	
CDV-16-611937	03/07/2022	SW-846:8260D	Chloro-1-propene[3-]	107-05-1	INIT	REG	UF	N	1.67	1.67	5.00	
CDV-16-611937	03/07/2022	SW-846:8260D	Chloro-1-propene[3-]	107-05-1	INIT	FTB	UF	N	1.67	1.67	5.00	
Paj bel S-N Anch E Basin conf	03/08/2022	SW-846:8260D	Chloro-1-propene[3-]	107-05-1	INIT	FTB	UF	N	1.67	1.67	5.00	
Paj bel S-N Anch E Basin conf	03/08/2022	SW-846:8260D	Chloro-1-propene[3-]	107-05-1	INIT	REG	UF	N	1.67	1.67	5.00	
16-61439	03/07/2022	SW-846:8270E	Chloro-3-methylphenol[4-]	59-50-7	INIT	REG	UF	N	3.02	3.02	10.1	
Between E252 and Water at Beta	03/11/2022	SW-846:8270E	Chloro-3-methylphenol[4-]	59-50-7	INIT	REG	UF	N	3.00	3.00	10.0	
Bulldog Spring	03/08/2022	SW-846:8270E	Chloro-3-methylphenol[4-]	59-50-7	INIT	REG	UF	N	2.96	2.96	9.87	
Burning Ground Spring	03/05/2022	SW-846:8270E	Chloro-3-methylphenol[4-]	59-50-7	INIT	REG	UF	N	3.16	3.16	10.5	
CDV-16-02659	03/07/2022	SW-846:8270E	Chloro-3-methylphenol[4-]	59-50-7	INIT	REG	UF	N	3.00	3.00	10.0	
CDV-16-611937	03/07/2022	SW-846:8270E	Chloro-3-methylphenol[4-]	59-50-7	INIT	REG	UF	N	2.96	2.96	9.88	
Paj bel S-N Anch E Basin conf	03/08/2022	SW-846:8270E	Chloro-3-methylphenol[4-]	59-50-7	INIT	REG	UF	N	2.95	2.95	9.83	
16-61439	03/07/2022	SW-846:8270E	Chloroaniline[4-]	106-47-8	INIT	REG	UF	N	3.32	3.32	10.1	

Location ID	Sample Date	Lab Method	Parameter Name	Parameter Code	Analysis Type Code	Sample Purpose	Field Preparation Code	Detected	Report Result	Report Method Detection Limit	Report Detection Limit	Report Uncertainty
Between E252 and Water at Beta	03/11/2022	SW-846:8270E	Chloroaniline[4-]	106-47-8	INIT	REG	UF	N	3.30	3.30	10.0	
Bulldog Spring	03/08/2022	SW-846:8270E	Chloroaniline[4-]	106-47-8	INIT	REG	UF	N	3.26	3.26	9.87	
Burning Ground Spring	03/05/2022	SW-846:8270E	Chloroaniline[4-]	106-47-8	INIT	REG	UF	N	3.47	3.47	10.5	
CDV-16-02659	03/07/2022	SW-846:8270E	Chloroaniline[4-]	106-47-8	INIT	REG	UF	N	3.30	3.30	10.0	
CDV-16-611937	03/07/2022	SW-846:8270E	Chloroaniline[4-]	106-47-8	INIT	REG	UF	N	3.26	3.26	9.88	
Paj bel S-N Anch E Basin conf	03/08/2022	SW-846:8270E	Chloroaniline[4-]	106-47-8	INIT	REG	UF	N	3.24	3.24	9.83	
16-61439	03/07/2022	SW-846:8260D	Chlorobenzene	108-90-7	INIT	REG	UF	N	0.333	0.333	1.00	
16-61439	03/07/2022	SW-846:8260D	Chlorobenzene	108-90-7	INIT	FTB	UF	N	0.333	0.333	1.00	
Between E252 and Water at Beta	03/11/2022	SW-846:8260D	Chlorobenzene	108-90-7	INIT	FTB	UF	N	0.333	0.333	1.00	
Between E252 and Water at Beta	03/11/2022	SW-846:8260D	Chlorobenzene	108-90-7	INIT	REG	UF	N	0.333	0.333	1.00	
Bulldog Spring	03/08/2022	SW-846:8260D	Chlorobenzene	108-90-7	INIT	FTB	UF	N	0.333	0.333	1.00	
Bulldog Spring	03/08/2022	SW-846:8260D	Chlorobenzene	108-90-7	INIT	REG	UF	N	0.333	0.333	1.00	
Burning Ground Spring	03/05/2022	SW-846:8260D	Chlorobenzene	108-90-7	INIT	FTB	UF	N	0.333	0.333	1.00	
Burning Ground Spring	03/05/2022	SW-846:8260D	Chlorobenzene	108-90-7	INIT	REG	UF	N	0.333	0.333	1.00	
CDV-16-02659	03/07/2022	SW-846:8260D	Chlorobenzene	108-90-7	INIT	FTB	UF	N	0.333	0.333	1.00	
CDV-16-02659	03/07/2022	SW-846:8260D	Chlorobenzene	108-90-7	INIT	REG	UF	N	0.333	0.333	1.00	
CDV-16-611937	03/07/2022	SW-846:8260D	Chlorobenzene	108-90-7	INIT	REG	UF	N	0.333	0.333	1.00	
CDV-16-611937	03/07/2022	SW-846:8260D	Chlorobenzene	108-90-7	INIT	FTB	UF	N	0.333	0.333	1.00	
Paj bel S-N Anch E Basin conf	03/08/2022	SW-846:8260D	Chlorobenzene	108-90-7	INIT	REG	UF	N	0.333	0.333	1.00	
Paj bel S-N Anch E Basin conf	03/08/2022	SW-846:8260D	Chlorobenzene	108-90-7	INIT	FTB	UF	N	0.333	0.333	1.00	
16-61439	03/07/2022	SW-846:8260D	Chlorodibromomethane	124-48-1	INIT	REG	UF	N	0.333	0.333	1.00	
16-61439	03/07/2022	SW-846:8260D	Chlorodibromomethane	124-48-1	INIT	FTB	UF	N	0.333	0.333	1.00	
Between E252 and Water at Beta	03/11/2022	SW-846:8260D	Chlorodibromomethane	124-48-1	INIT	FTB	UF	N	0.333	0.333	1.00	
Between E252 and Water at Beta	03/11/2022	SW-846:8260D	Chlorodibromomethane	124-48-1	INIT	REG	UF	N	0.333	0.333	1.00	
Bulldog Spring	03/08/2022	SW-846:8260D	Chlorodibromomethane	124-48-1	INIT	FTB	UF	N	0.333	0.333	1.00	
Bulldog Spring	03/08/2022	SW-846:8260D	Chlorodibromomethane	124-48-1	INIT	REG	UF	N	0.333	0.333	1.00	
Burning Ground Spring	03/05/2022	SW-846:8260D	Chlorodibromomethane	124-48-1	INIT	FTB	UF	N	0.333	0.333	1.00	
Burning Ground Spring	03/05/2022	SW-846:8260D	Chlorodibromomethane	124-48-1	INIT	REG	UF	N	0.333	0.333	1.00	
CDV-16-02659	03/07/2022	SW-846:8260D	Chlorodibromomethane	124-48-1	INIT	FTB	UF	N	0.333	0.333	1.00	
CDV-16-02659	03/07/2022	SW-846:8260D	Chlorodibromomethane	124-48-1	INIT	REG	UF	N	0.333	0.333	1.00	
CDV-16-611937	03/07/2022	SW-846:8260D	Chlorodibromomethane	124-48-1	INIT	REG	UF	N	0.333	0.333	1.00	
CDV-16-611937	03/07/2022	SW-846:8260D	Chlorodibromomethane	124-48-1	INIT	FTB	UF	N	0.333	0.333	1.00	
Paj bel S-N Anch E Basin conf	03/08/2022	SW-846:8260D	Chlorodibromomethane	124-48-1	INIT	REG	UF	N	0.333	0.333	1.00	
Paj bel S-N Anch E Basin conf	03/08/2022	SW-846:8260D	Chlorodibromomethane	124-48-1	INIT	FTB	UF	N	0.333	0.333	1.00	
16-61439	03/07/2022	SW-846:8260D	Chloroethane	75-00-3	INIT	REG	UF	N	0.333	0.333	1.00	
16-61439	03/07/2022	SW-846:8260D	Chloroethane	75-00-3	INIT	FTB	UF	N	0.333	0.333	1.00	
Between E252 and Water at Beta	03/11/2022	SW-846:8260D	Chloroethane	75-00-3	INIT	FTB	UF	N	0.333	0.333	1.00	
Between E252 and Water at Beta	03/11/2022	SW-846:8260D	Chloroethane	75-00-3	INIT	REG	UF	N	0.333	0.333	1.00	
Bulldog Spring	03/08/2022	SW-846:8260D	Chloroethane	75-00-3	INIT	FTB	UF	N	0.333	0.333	1.00	
Bulldog Spring	03/08/2022	SW-846:8260D	Chloroethane	75-00-3	INIT	REG	UF	N	0.333	0.333	1.00	
Burning Ground Spring	03/05/2022	SW-846:8260D	Chloroethane	75-00-3	INIT	FTB	UF	N	0.333	0.333	1.00	
Burning Ground Spring	03/05/2022	SW-846:8260D	Chloroethane	75-00-3	INIT	REG	UF	N	0.333	0.333	1.00	
CDV-16-02659	03/07/2022	SW-846:8260D	Chloroethane	75-00-3	INIT	FTB	UF	N	0.333	0.333	1.00	
CDV-16-02659	03/07/2022	SW-846:8260D	Chloroethane	75-00-3	INIT	REG	UF	N	0.333	0.333	1.00	

Location ID	Sample Date	Lab Method	Parameter Name	Parameter Code	Analysis Type Code	Sample Purpose	Field Preparation Code	Detected	Report Result	Report Method Detection Limit	Report Detection Limit	Report Uncertainty
CDV-16-611937	03/07/2022	SW-846:8260D	Chloroethane	75-00-3	INIT	REG	UF	N	0.333	0.333	1.00	
CDV-16-611937	03/07/2022	SW-846:8260D	Chloroethane	75-00-3	INIT	FTB	UF	N	0.333	0.333	1.00	
Paj bel S-N Anch E Basin conf	03/08/2022	SW-846:8260D	Chloroethane	75-00-3	INIT	REG	UF	N	0.333	0.333	1.00	
Paj bel S-N Anch E Basin conf	03/08/2022	SW-846:8260D	Chloroethane	75-00-3	INIT	FTB	UF	N	0.333	0.333	1.00	
16-61439	03/07/2022	SW-846:8260D	Chloroform	67-66-3	INIT	REG	UF	N	0.333	0.333	1.00	
16-61439	03/07/2022	SW-846:8260D	Chloroform	67-66-3	INIT	FTB	UF	N	0.333	0.333	1.00	
Between E252 and Water at Beta	03/11/2022	SW-846:8260D	Chloroform	67-66-3	INIT	FTB	UF	N	0.333	0.333	1.00	
Between E252 and Water at Beta	03/11/2022	SW-846:8260D	Chloroform	67-66-3	INIT	REG	UF	N	0.333	0.333	1.00	
Bulldog Spring	03/08/2022	SW-846:8260D	Chloroform	67-66-3	INIT	FTB	UF	N	0.333	0.333	1.00	
Bulldog Spring	03/08/2022	SW-846:8260D	Chloroform	67-66-3	INIT	REG	UF	N	0.333	0.333	1.00	
Burning Ground Spring	03/05/2022	SW-846:8260D	Chloroform	67-66-3	INIT	FTB	UF	N	0.333	0.333	1.00	
Burning Ground Spring	03/05/2022	SW-846:8260D	Chloroform	67-66-3	INIT	REG	UF	N	0.333	0.333	1.00	
CDV-16-02659	03/07/2022	SW-846:8260D	Chloroform	67-66-3	INIT	FTB	UF	N	0.333	0.333	1.00	
CDV-16-02659	03/07/2022	SW-846:8260D	Chloroform	67-66-3	INIT	REG	UF	N	0.333	0.333	1.00	
CDV-16-611937	03/07/2022	SW-846:8260D	Chloroform	67-66-3	INIT	REG	UF	N	0.333	0.333	1.00	
CDV-16-611937	03/07/2022	SW-846:8260D	Chloroform	67-66-3	INIT	FTB	UF	N	0.333	0.333	1.00	
Paj bel S-N Anch E Basin conf	03/08/2022	SW-846:8260D	Chloroform	67-66-3	INIT	REG	UF	N	0.333	0.333	1.00	
Paj bel S-N Anch E Basin conf	03/08/2022	SW-846:8260D	Chloroform	67-66-3	INIT	FTB	UF	N	0.333	0.333	1.00	
16-61439	03/07/2022	SW-846:8260D	Chloromethane	74-87-3	INIT	REG	UF	N	0.333	0.333	1.00	
16-61439	03/07/2022	SW-846:8260D	Chloromethane	74-87-3	INIT	FTB	UF	N	0.333	0.333	1.00	
Between E252 and Water at Beta	03/11/2022	SW-846:8260D	Chloromethane	74-87-3	INIT	FTB	UF	N	0.333	0.333	1.00	
Between E252 and Water at Beta	03/11/2022	SW-846:8260D	Chloromethane	74-87-3	INIT	REG	UF	N	0.333	0.333	1.00	
Bulldog Spring	03/08/2022	SW-846:8260D	Chloromethane	74-87-3	INIT	FTB	UF	N	0.333	0.333	1.00	
Bulldog Spring	03/08/2022	SW-846:8260D	Chloromethane	74-87-3	INIT	REG	UF	N	0.333	0.333	1.00	
Burning Ground Spring	03/05/2022	SW-846:8260D	Chloromethane	74-87-3	INIT	FTB	UF	N	0.333	0.333	1.00	
Burning Ground Spring	03/05/2022	SW-846:8260D	Chloromethane	74-87-3	INIT	REG	UF	N	0.333	0.333	1.00	
CDV-16-02659	03/07/2022	SW-846:8260D	Chloromethane	74-87-3	INIT	FTB	UF	N	0.333	0.333	1.00	
CDV-16-02659	03/07/2022	SW-846:8260D	Chloromethane	74-87-3	INIT	REG	UF	N	0.333	0.333	1.00	
CDV-16-611937	03/07/2022	SW-846:8260D	Chloromethane	74-87-3	INIT	REG	UF	N	0.333	0.333	1.00	
CDV-16-611937	03/07/2022	SW-846:8260D	Chloromethane	74-87-3	INIT	FTB	UF	N	0.333	0.333	1.00	
Paj bel S-N Anch E Basin conf	03/08/2022	SW-846:8260D	Chloromethane	74-87-3	INIT	REG	UF	N	0.333	0.333	1.00	
Paj bel S-N Anch E Basin conf	03/08/2022	SW-846:8260D	Chloromethane	74-87-3	INIT	FTB	UF	N	0.333	0.333	1.00	
16-61439	03/07/2022	SW-846:8270E	Chloronaphthalene[2-]	91-58-7	INIT	REG	UF	N	0.413	0.413	1.01	
Between E252 and Water at Beta	03/11/2022	SW-846:8270E	Chloronaphthalene[2-]	91-58-7	INIT	REG	UF	N	0.410	0.410	1.00	
Bulldog Spring	03/08/2022	SW-846:8270E	Chloronaphthalene[2-]	91-58-7	INIT	REG	UF	N	0.405	0.405	0.987	
Burning Ground Spring	03/05/2022	SW-846:8270E	Chloronaphthalene[2-]	91-58-7	INIT	REG	UF	N	0.431	0.431	1.05	
CDV-16-02659	03/07/2022	SW-846:8270E	Chloronaphthalene[2-]	91-58-7	INIT	REG	UF	N	0.410	0.410	1.00	
CDV-16-611937	03/07/2022	SW-846:8270E	Chloronaphthalene[2-]	91-58-7	INIT	REG	UF	N	0.405	0.405	0.988	
Paj bel S-N Anch E Basin conf	03/08/2022	SW-846:8270E	Chloronaphthalene[2-]	91-58-7	INIT	REG	UF	N	0.403	0.403	0.983	
16-61439	03/07/2022	SW-846:8270E	Chlorophenol[2-]	95-57-8	INIT	REG	UF	N	3.02	3.02	10.1	
Between E252 and Water at Beta	03/11/2022	SW-846:8270E	Chlorophenol[2-]	95-57-8	INIT	REG	UF	N	3.00	3.00	10.0	
Bulldog Spring	03/08/2022	SW-846:8270E	Chlorophenol[2-]	95-57-8	INIT	REG	UF	N	2.96	2.96	9.87	
Burning Ground Spring	03/05/2022	SW-846:8270E	Chlorophenol[2-]	95-57-8	INIT	REG	UF	N	3.16	3.16	10.5	
CDV-16-02659	03/07/2022	SW-846:8270E	Chlorophenol[2-]	95-57-8	INIT	REG	UF	N	3.00	3.00	10.0	

Location ID	Sample Date	Lab Method	Parameter Name	Parameter Code	Analysis Type Code	Sample Purpose	Field Preparation Code	Detected	Report Result	Report Method Detection Limit	Report Detection Limit	Report Uncertainty
CDV-16-611937	03/07/2022	SW-846:8270E	Chlorophenol[2-]	95-57-8	INIT	REG	UF	N	2.96	2.96	9.88	
Paj bel S-N Anch E Basin conf	03/08/2022	SW-846:8270E	Chlorophenol[2-]	95-57-8	INIT	REG	UF	N	2.95	2.95	9.83	
16-61439	03/07/2022	SW-846:8270E	Chlorophenyl-phenyl[4-] Ether	7005-72-3	INIT	REG	UF	N	3.02	3.02	10.1	
Between E252 and Water at Beta	03/11/2022	SW-846:8270E	Chlorophenyl-phenyl[4-] Ether	7005-72-3	INIT	REG	UF	N	3.00	3.00	10.0	
Bulldog Spring	03/08/2022	SW-846:8270E	Chlorophenyl-phenyl[4-] Ether	7005-72-3	INIT	REG	UF	N	2.96	2.96	9.87	
Burning Ground Spring	03/05/2022	SW-846:8270E	Chlorophenyl-phenyl[4-] Ether	7005-72-3	INIT	REG	UF	N	3.16	3.16	10.5	
CDV-16-02659	03/07/2022	SW-846:8270E	Chlorophenyl-phenyl[4-] Ether	7005-72-3	INIT	REG	UF	N	3.00	3.00	10.0	
CDV-16-611937	03/07/2022	SW-846:8270E	Chlorophenyl-phenyl[4-] Ether	7005-72-3	INIT	REG	UF	N	2.96	2.96	9.88	
Paj bel S-N Anch E Basin conf	03/08/2022	SW-846:8270E	Chlorophenyl-phenyl[4-] Ether	7005-72-3	INIT	REG	UF	N	2.95	2.95	9.83	
16-61439	03/07/2022	SW-846:8260D	Chlorotoluene[2-]	95-49-8	INIT	REG	UF	N	0.333	0.333	1.00	
16-61439	03/07/2022	SW-846:8260D	Chlorotoluene[2-]	95-49-8	INIT	FTB	UF	N	0.333	0.333	1.00	
Between E252 and Water at Beta	03/11/2022	SW-846:8260D	Chlorotoluene[2-]	95-49-8	INIT	FTB	UF	N	0.333	0.333	1.00	
Between E252 and Water at Beta	03/11/2022	SW-846:8260D	Chlorotoluene[2-]	95-49-8	INIT	REG	UF	N	0.333	0.333	1.00	
Bulldog Spring	03/08/2022	SW-846:8260D	Chlorotoluene[2-]	95-49-8	INIT	REG	UF	N	0.333	0.333	1.00	
Bulldog Spring	03/08/2022	SW-846:8260D	Chlorotoluene[2-]	95-49-8	INIT	FTB	UF	N	0.333	0.333	1.00	
Burning Ground Spring	03/05/2022	SW-846:8260D	Chlorotoluene[2-]	95-49-8	INIT	FTB	UF	N	0.333	0.333	1.00	
Burning Ground Spring	03/05/2022	SW-846:8260D	Chlorotoluene[2-]	95-49-8	INIT	REG	UF	N	0.333	0.333	1.00	
CDV-16-02659	03/07/2022	SW-846:8260D	Chlorotoluene[2-]	95-49-8	INIT	REG	UF	N	0.333	0.333	1.00	
CDV-16-02659	03/07/2022	SW-846:8260D	Chlorotoluene[2-]	95-49-8	INIT	FTB	UF	N	0.333	0.333	1.00	
CDV-16-611937	03/07/2022	SW-846:8260D	Chlorotoluene[2-]	95-49-8	INIT	REG	UF	N	0.333	0.333	1.00	
CDV-16-611937	03/07/2022	SW-846:8260D	Chlorotoluene[2-]	95-49-8	INIT	FTB	UF	N	0.333	0.333	1.00	
Paj bel S-N Anch E Basin conf	03/08/2022	SW-846:8260D	Chlorotoluene[2-]	95-49-8	INIT	FTB	UF	N	0.333	0.333	1.00	
Paj bel S-N Anch E Basin conf	03/08/2022	SW-846:8260D	Chlorotoluene[2-]	95-49-8	INIT	REG	UF	N	0.333	0.333	1.00	
16-61439	03/07/2022	SW-846:8260D	Chlorotoluene[4-]	106-43-4	INIT	REG	UF	N	0.333	0.333	1.00	
16-61439	03/07/2022	SW-846:8260D	Chlorotoluene[4-]	106-43-4	INIT	FTB	UF	N	0.333	0.333	1.00	
Between E252 and Water at Beta	03/11/2022	SW-846:8260D	Chlorotoluene[4-]	106-43-4	INIT	FTB	UF	N	0.333	0.333	1.00	
Between E252 and Water at Beta	03/11/2022	SW-846:8260D	Chlorotoluene[4-]	106-43-4	INIT	REG	UF	N	0.333	0.333	1.00	
Bulldog Spring	03/08/2022	SW-846:8260D	Chlorotoluene[4-]	106-43-4	INIT	REG	UF	N	0.333	0.333	1.00	
Bulldog Spring	03/08/2022	SW-846:8260D	Chlorotoluene[4-]	106-43-4	INIT	FTB	UF	N	0.333	0.333	1.00	
Burning Ground Spring	03/05/2022	SW-846:8260D	Chlorotoluene[4-]	106-43-4	INIT	FTB	UF	N	0.333	0.333	1.00	
Burning Ground Spring	03/05/2022	SW-846:8260D	Chlorotoluene[4-]	106-43-4	INIT	REG	UF	N	0.333	0.333	1.00	
CDV-16-02659	03/07/2022	SW-846:8260D	Chlorotoluene[4-]	106-43-4	INIT	FTB	UF	N	0.333	0.333	1.00	
CDV-16-02659	03/07/2022	SW-846:8260D	Chlorotoluene[4-]	106-43-4	INIT	REG	UF	N	0.333	0.333	1.00	
CDV-16-611937	03/07/2022	SW-846:8260D	Chlorotoluene[4-]	106-43-4	INIT	REG	UF	N	0.333	0.333	1.00	
CDV-16-611937	03/07/2022	SW-846:8260D	Chlorotoluene[4-]	106-43-4	INIT	FTB	UF	N	0.333	0.333	1.00	
Paj bel S-N Anch E Basin conf	03/08/2022	SW-846:8260D	Chlorotoluene[4-]	106-43-4	INIT	FTB	UF	N	0.333	0.333	1.00	
Paj bel S-N Anch E Basin conf	03/08/2022	SW-846:8260D	Chlorotoluene[4-]	106-43-4	INIT	REG	UF	N	0.333	0.333	1.00	
16-61439	03/07/2022	SW-846:6020B	Chromium	Cr	INIT	REG	F	N	3.00	3.00	10.0	
Between E252 and Water at Beta	03/11/2022	SW-846:6020B	Chromium	Cr	INIT	REG	F	N	3.00	3.00	10.0	
Between E252 and Water at Beta	03/11/2022	SW-846:6020B	Chromium	Cr	INIT	REG	UF	N	3.00	3.00	10.0	
Bulldog Spring	03/08/2022	SW-846:6020B	Chromium	Cr	INIT	REG	F	N	3.00	3.00	10.0	
Burning Ground Spring	03/05/2022	SW-846:6020B	Chromium	Cr	INIT	REG	F	N	3.00	3.00	10.0	
CDV-16-02659	03/07/2022	SW-846:6020B	Chromium	Cr	INIT	REG	F	N	3.00	3.00	10.0	
CDV-16-611937	03/07/2022	SW-846:6020B	Chromium	Cr	INIT	REG	F	N	3.00	3.00	10.0	

Location ID	Sample Date	Lab Method	Parameter Name	Parameter Code	Analysis Type Code	Sample Purpose	Field Preparation Code	Detected	Report Result	Report Method Detection Limit	Report Detection Limit	Report Uncertainty
Paj bel S-N Anch E Basin conf	03/08/2022	SW-846:6020B	Chromium	Cr	INIT	REG	F	N	3.00	3.00	10.0	
Paj bel S-N Anch E Basin conf	03/08/2022	SW-846:6020B	Chromium	Cr	INIT	REG	UF	N	3.00	3.00	10.0	
16-61439	03/07/2022	SW-846:8270E	Chrysene	218-01-9	INIT	REG	UF	N	0.302	0.302	1.01	
Between E252 and Water at Beta	03/11/2022	SW-846:8270E	Chrysene	218-01-9	INIT	REG	UF	N	0.300	0.300	1.00	
Bulldog Spring	03/08/2022	SW-846:8270E	Chrysene	218-01-9	INIT	REG	UF	N	0.296	0.296	0.987	
Burning Ground Spring	03/05/2022	SW-846:8270E	Chrysene	218-01-9	INIT	REG	UF	N	0.316	0.316	1.05	
CDV-16-02659	03/07/2022	SW-846:8270E	Chrysene	218-01-9	INIT	REG	UF	N	0.300	0.300	1.00	
CDV-16-611937	03/07/2022	SW-846:8270E	Chrysene	218-01-9	INIT	REG	UF	N	0.296	0.296	0.988	
Paj bel S-N Anch E Basin conf	03/08/2022	SW-846:8270E	Chrysene	218-01-9	INIT	REG	UF	N	0.295	0.295	0.983	
16-61439	03/07/2022	SW-846:6010D	Cobalt	Co	INIT	REG	F	N	1.00	1.00	5.00	
Between E252 and Water at Beta	03/11/2022	SW-846:6010D	Cobalt	Co	INIT	REG	F	N	1.00	1.00	5.00	
Between E252 and Water at Beta	03/11/2022	SW-846:6010D	Cobalt	Co	INIT	REG	UF	N	1.00	1.00	5.00	
Bulldog Spring	03/08/2022	SW-846:6010D	Cobalt	Co	INIT	REG	F	N	1.00	1.00	5.00	
Burning Ground Spring	03/05/2022	SW-846:6010D	Cobalt	Co	INIT	REG	F	N	1.00	1.00	5.00	
CDV-16-02659	03/07/2022	SW-846:6010D	Cobalt	Co	INIT	REG	F	N	1.00	1.00	5.00	
Paj bel S-N Anch E Basin conf	03/08/2022	SW-846:6010D	Calcium	Ca	INIT	REG	F	Y	15.6	0.05	0.2	
CDV-16-611937	03/07/2022	SW-846:6010D	Cobalt	Co	INIT	REG	F	N	1.00	1.00	5.00	
Paj bel S-N Anch E Basin conf	03/08/2022	SW-846:6010D	Cobalt	Co	INIT	REG	UF	N	1.00	1.00	5.00	
Paj bel S-N Anch E Basin conf	03/08/2022	SW-846:6010D	Cobalt	Co	INIT	REG	F	N	1.00	1.00	5.00	
16-61439	03/07/2022	EPA:901.1	Cobalt-60	Co-60	INIT	REG	UF	N	-2.08			1.69
Between E252 and Water at Beta	03/11/2022	EPA:901.1	Cobalt-60	Co-60	INIT	REG	UF	N	-1.42			1.35
Bulldog Spring	03/08/2022	EPA:901.1	Cobalt-60	Co-60	INIT	REG	UF	N	-0.00662			0.985
Burning Ground Spring	03/05/2022	EPA:901.1	Cobalt-60	Co-60	INIT	REG	UF	N	0.452			1.02
CDV-16-02659	03/07/2022	EPA:901.1	Cobalt-60	Co-60	INIT	REG	UF	N	-0.452			1.04
Paj bel S-N Anch E Basin conf	03/08/2022	EPA:901.1	Cobalt-60	Co-60	INIT	REG	UF	N	-1.50			1.20
16-61439	03/07/2022	SW-846:6010D	Copper	Cu	INIT	REG	F	N	3.00	3.00	20.0	
Between E252 and Water at Beta	03/11/2022	SW-846:6010D	Copper	Cu	INIT	REG	F	N	3.00	3.00	20.0	
Between E252 and Water at Beta	03/11/2022	SW-846:6010D	Copper	Cu	INIT	REG	UF	N	3.00	3.00	20.0	
Bulldog Spring	03/08/2022	SW-846:6010D	Copper	Cu	INIT	REG	F	N	3.00	3.00	20.0	
Burning Ground Spring	03/05/2022	SW-846:6010D	Copper	Cu	INIT	REG	F	N	3.00	3.00	20.0	
CDV-16-02659	03/07/2022	SW-846:6010D	Copper	Cu	INIT	REG	F	N	3.00	3.00	20.0	
CDV-16-611937	03/07/2022	SW-846:6010D	Copper	Cu	INIT	REG	F	N	3.00	3.00	20.0	
Paj bel S-N Anch E Basin conf	03/08/2022	SW-846:6010D	Copper	Cu	INIT	REG	UF	N	3.00	3.00	20.0	
Paj bel S-N Anch E Basin conf	03/08/2022	SW-846:6010D	Copper	Cu	INIT	REG	F	N	3.00	3.00	20.0	
16-61439	03/07/2022	EPA:335.4	Cyanide (Total)	CN(TOTAL)	INIT	REG	UF	N	0.00167	0.00167	0.005	
Between E252 and Water at Beta	03/11/2022	EPA:335.4	Cyanide (Total)	CN(TOTAL)	INIT	REG	UF	N	0.00167	0.00167	0.005	
Bulldog Spring	03/08/2022	EPA:335.4	Cyanide (Total)	CN(TOTAL)	INIT	REG	UF	N	0.00167	0.00167	0.005	
Burning Ground Spring	03/05/2022	EPA:335.4	Cyanide (Total)	CN(TOTAL)	INIT	REG	UF	N	0.00167	0.00167	0.005	
CDV-16-02659	03/07/2022	EPA:335.4	Cyanide (Total)	CN(TOTAL)	INIT	REG	UF	N	0.00167	0.00167	0.005	
Paj bel S-N Anch E Basin conf	03/08/2022	EPA:335.4	Cyanide (Total)	CN(TOTAL)	INIT	REG	UF	N	0.00167	0.00167	0.005	
16-61439	03/07/2022	SW-846:8270E	Dibenz(a,h)anthracene	53-70-3	INIT	REG	UF	N	0.302	0.302	1.01	
Between E252 and Water at Beta	03/11/2022	SW-846:8270E	Dibenz(a,h)anthracene	53-70-3	INIT	REG	UF	N	0.300	0.300	1.00	
Bulldog Spring	03/08/2022	SW-846:8270E	Dibenz(a,h)anthracene	53-70-3	INIT	REG	UF	N	0.296	0.296	0.987	
Burning Ground Spring	03/05/2022	SW-846:8270E	Dibenz(a,h)anthracene	53-70-3	INIT	REG	UF	N	0.316	0.316	1.05	

Location ID	Sample Date	Lab Method	Parameter Name	Parameter Code	Analysis Type Code	Sample Purpose	Field Preparation Code	Detected	Report Result	Report Method Detection Limit	Report Detection Limit	Report Uncertainty
CDV-16-02659	03/07/2022	SW-846:8270E	Dibenz(a,h)anthracene	53-70-3	INIT	REG	UF	N	0.300	0.300	1.00	
CDV-16-611937	03/07/2022	SW-846:8270E	Dibenz(a,h)anthracene	53-70-3	INIT	REG	UF	N	0.296	0.296	0.988	
Paj bel S-N Anch E Basin conf	03/08/2022	SW-846:8270E	Dibenz(a,h)anthracene	53-70-3	INIT	REG	UF	N	0.295	0.295	0.983	
16-61439	03/07/2022	SW-846:8270E	Dibenzofuran	132-64-9	INIT	REG	UF	N	3.02	3.02	10.1	
Between E252 and Water at Beta	03/11/2022	SW-846:8270E	Dibenzofuran	132-64-9	INIT	REG	UF	N	3.00	3.00	10.0	
Bulldog Spring	03/08/2022	SW-846:8270E	Dibenzofuran	132-64-9	INIT	REG	UF	N	2.96	2.96	9.87	
Burning Ground Spring	03/05/2022	SW-846:8270E	Dibenzofuran	132-64-9	INIT	REG	UF	N	3.16	3.16	10.5	
CDV-16-02659	03/07/2022	SW-846:8270E	Dibenzofuran	132-64-9	INIT	REG	UF	N	3.00	3.00	10.0	
CDV-16-611937	03/07/2022	SW-846:8270E	Dibenzofuran	132-64-9	INIT	REG	UF	N	2.96	2.96	9.88	
Paj bel S-N Anch E Basin conf	03/08/2022	SW-846:8270E	Dibenzofuran	132-64-9	INIT	REG	UF	N	2.95	2.95	9.83	
16-61439	03/07/2022	SW-846:8260D	Dibromo-3-Chloropropane[1,2-]	96-12-8	INIT	REG	UF	N	0.333	0.333	1.00	
16-61439	03/07/2022	SW-846:8260D	Dibromo-3-Chloropropane[1,2-]	96-12-8	INIT	FTB	UF	N	0.333	0.333	1.00	
Between E252 and Water at Beta	03/11/2022	SW-846:8260D	Dibromo-3-Chloropropane[1,2-]	96-12-8	INIT	FTB	UF	N	0.333	0.333	1.00	
Between E252 and Water at Beta	03/11/2022	SW-846:8260D	Dibromo-3-Chloropropane[1,2-]	96-12-8	INIT	REG	UF	N	0.333	0.333	1.00	
Bulldog Spring	03/08/2022	SW-846:8260D	Dibromo-3-Chloropropane[1,2-]	96-12-8	INIT	REG	UF	N	0.333	0.333	1.00	
Bulldog Spring	03/08/2022	SW-846:8260D	Dibromo-3-Chloropropane[1,2-]	96-12-8	INIT	FTB	UF	N	0.333	0.333	1.00	
Burning Ground Spring	03/05/2022	SW-846:8260D	Dibromo-3-Chloropropane[1,2-]	96-12-8	INIT	FTB	UF	N	0.333	0.333	1.00	
Burning Ground Spring	03/05/2022	SW-846:8260D	Dibromo-3-Chloropropane[1,2-]	96-12-8	INIT	REG	UF	N	0.333	0.333	1.00	
CDV-16-02659	03/07/2022	SW-846:8260D	Dibromo-3-Chloropropane[1,2-]	96-12-8	INIT	FTB	UF	N	0.333	0.333	1.00	
CDV-16-02659	03/07/2022	SW-846:8260D	Dibromo-3-Chloropropane[1,2-]	96-12-8	INIT	REG	UF	N	0.333	0.333	1.00	
CDV-16-611937	03/07/2022	SW-846:8260D	Dibromo-3-Chloropropane[1,2-]	96-12-8	INIT	REG	UF	N	0.333	0.333	1.00	
CDV-16-02659	03/07/2022	SW-846:8260D	Dibromo-3-Chloropropane[1,2-]	96-12-8	INIT	REG	UF	N	0.333	0.333	1.00	
CDV-16-611937	03/07/2022	SW-846:8260D	Dibromo-3-Chloropropane[1,2-]	96-12-8	INIT	FTB	UF	N	0.333	0.333	1.00	
Paj bel S-N Anch E Basin conf	03/08/2022	SW-846:8260D	Dibromo-3-Chloropropane[1,2-]	96-12-8	INIT	FTB	UF	N	0.333	0.333	1.00	
Paj bel S-N Anch E Basin conf	03/08/2022	SW-846:8260D	Dibromo-3-Chloropropane[1,2-]	96-12-8	INIT	REG	UF	N	0.333	0.333	1.00	
16-61439	03/07/2022	SW-846:8260D	Dibromoethane[1,2-]	106-93-4	INIT	REG	UF	N	0.333	0.333	1.00	
16-61439	03/07/2022	SW-846:8260D	Dibromoethane[1,2-]	106-93-4	INIT	FTB	UF	N	0.333	0.333	1.00	
Between E252 and Water at Beta	03/11/2022	SW-846:8260D	Dibromoethane[1,2-]	106-93-4	INIT	FTB	UF	N	0.333	0.333	1.00	
Between E252 and Water at Beta	03/11/2022	SW-846:8260D	Dibromoethane[1,2-]	106-93-4	INIT	REG	UF	N	0.333	0.333	1.00	
Bulldog Spring	03/08/2022	SW-846:8260D	Dibromoethane[1,2-]	106-93-4	INIT	REG	UF	N	0.333	0.333	1.00	
Bulldog Spring	03/08/2022	SW-846:8260D	Dibromoethane[1,2-]	106-93-4	INIT	FTB	UF	N	0.333	0.333	1.00	
Burning Ground Spring	03/05/2022	SW-846:8260D	Dibromoethane[1,2-]	106-93-4	INIT	FTB	UF	N	0.333	0.333	1.00	
Burning Ground Spring	03/05/2022	SW-846:8260D	Dibromoethane[1,2-]	106-93-4	INIT	REG	UF	N	0.333	0.333	1.00	
CDV-16-02659	03/07/2022	SW-846:8260D	Dibromoethane[1,2-]	106-93-4	INIT	REG	UF	N	0.333	0.333	1.00	
CDV-16-02659	03/07/2022	SW-846:8260D	Dibromoethane[1,2-]	106-93-4	INIT	FTB	UF	N	0.333	0.333	1.00	
CDV-16-611937	03/07/2022	SW-846:8260D	Dibromoethane[1,2-]	106-93-4	INIT	REG	UF	N	0.333	0.333	1.00	
CDV-16-611937	03/07/2022	SW-846:8260D	Dibromoethane[1,2-]	106-93-4	INIT	FTB	UF	N	0.333	0.333	1.00	
Paj bel S-N Anch E Basin conf	03/08/2022	SW-846:8260D	Dibromoethane[1,2-]	106-93-4	INIT	FTB	UF	N	0.333	0.333	1.00	
Paj bel S-N Anch E Basin conf	03/08/2022	SW-846:8260D	Dibromoethane[1,2-]	106-93-4	INIT	REG	UF	N	0.333	0.333	1.00	
16-61439	03/07/2022	SW-846:8260D	Dibromomethane	74-95-3	INIT	REG	UF	N	0.333	0.333	1.00	
16-61439	03/07/2022	SW-846:8260D	Dibromomethane	74-95-3	INIT	FTB	UF	N	0.333	0.333	1.00	
Between E252 and Water at Beta	03/11/2022	SW-846:8260D	Dibromomethane	74-95-3	INIT	FTB	UF	N	0.333	0.333	1.00	
Between E252 and Water at Beta	03/11/2022	SW-846:8260D	Dibromomethane	74-95-3	INIT	REG	UF	N	0.333	0.333	1.00	
Bulldog Spring	03/08/2022	SW-846:8260D	Dibromomethane	74-95-3	INIT	FTB	UF	N	0.333	0.333	1.00	
Bulldog Spring	03/08/2022	SW-846:8260D	Dibromomethane	74-95-3	INIT	REG	UF	N	0.333	0.333	1.00	

Location ID	Sample Date	Lab Method	Parameter Name	Parameter Code	Analysis Type Code	Sample Purpose	Field Preparation Code	Detected	Report Result	Report Method Detection Limit	Report Detection Limit	Report Uncertainty
Burning Ground Spring	03/05/2022	SW-846:8260D	Dibromomethane	74-95-3	INIT	FTB	UF	N	0.333	0.333	1.00	
Burning Ground Spring	03/05/2022	SW-846:8260D	Dibromomethane	74-95-3	INIT	REG	UF	N	0.333	0.333	1.00	
CDV-16-02659	03/07/2022	SW-846:8260D	Dibromomethane	74-95-3	INIT	FTB	UF	N	0.333	0.333	1.00	
CDV-16-02659	03/07/2022	SW-846:8260D	Dibromomethane	74-95-3	INIT	REG	UF	N	0.333	0.333	1.00	
CDV-16-611937	03/07/2022	SW-846:8260D	Dibromomethane	74-95-3	INIT	REG	UF	N	0.333	0.333	1.00	
CDV-16-611937	03/07/2022	SW-846:8260D	Dibromomethane	74-95-3	INIT	FTB	UF	N	0.333	0.333	1.00	
Paj bel S-N Anch E Basin conf	03/08/2022	SW-846:8260D	Dibromomethane	74-95-3	INIT	REG	UF	N	0.333	0.333	1.00	
Paj bel S-N Anch E Basin conf	03/08/2022	SW-846:8260D	Dibromomethane	74-95-3	INIT	FTB	UF	N	0.333	0.333	1.00	
16-61439	03/07/2022	SW-846:8260D	Dichlorobenzene[1,2-]	95-50-1	INIT	REG	UF	N	0.333	0.333	1.00	
16-61439	03/07/2022	SW-846:8260D	Dichlorobenzene[1,2-]	95-50-1	INIT	FTB	UF	N	0.333	0.333	1.00	
16-61439	03/07/2022	SW-846:8270E	Dichlorobenzene[1,2-]	95-50-1	INIT	REG	UF	N	3.02	3.02	10.1	
Between E252 and Water at Beta	03/11/2022	SW-846:8260D	Dichlorobenzene[1,2-]	95-50-1	INIT	FTB	UF	N	0.333	0.333	1.00	
Between E252 and Water at Beta	03/11/2022	SW-846:8260D	Dichlorobenzene[1,2-]	95-50-1	INIT	REG	UF	N	0.333	0.333	1.00	
Between E252 and Water at Beta	03/11/2022	SW-846:8270E	Dichlorobenzene[1,2-]	95-50-1	INIT	REG	UF	N	3.00	3.00	10.0	
Bulldog Spring	03/08/2022	SW-846:8260D	Dichlorobenzene[1,2-]	95-50-1	INIT	REG	UF	N	0.333	0.333	1.00	
Bulldog Spring	03/08/2022	SW-846:8260D	Dichlorobenzene[1,2-]	95-50-1	INIT	FTB	UF	N	0.333	0.333	1.00	
Bulldog Spring	03/08/2022	SW-846:8270E	Dichlorobenzene[1,2-]	95-50-1	INIT	REG	UF	N	2.96	2.96	9.87	
Burning Ground Spring	03/05/2022	SW-846:8260D	Dichlorobenzene[1,2-]	95-50-1	INIT	FTB	UF	N	0.333	0.333	1.00	
Burning Ground Spring	03/05/2022	SW-846:8260D	Dichlorobenzene[1,2-]	95-50-1	INIT	REG	UF	N	0.333	0.333	1.00	
Burning Ground Spring	03/05/2022	SW-846:8270E	Dichlorobenzene[1,2-]	95-50-1	INIT	REG	UF	N	3.16	3.16	10.5	
CDV-16-02659	03/07/2022	SW-846:8260D	Dichlorobenzene[1,2-]	95-50-1	INIT	REG	UF	N	0.333	0.333	1.00	
Burning Ground Spring	03/05/2022	SW-846:8270E	Dichlorobenzene[1,2-]	95-50-1	INIT	REG	UF	N	3.16	3.16	10.5	
CDV-16-02659	03/07/2022	SW-846:8260D	Dichlorobenzene[1,2-]	95-50-1	INIT	REG	UF	N	0.333	0.333	1.00	
CDV-16-02659	03/07/2022	SW-846:8260D	Dichlorobenzene[1,2-]	95-50-1	INIT	FTB	UF	N	0.333	0.333	1.00	
CDV-16-02659	03/07/2022	SW-846:8270E	Dichlorobenzene[1,2-]	95-50-1	INIT	REG	UF	N	3.00	3.00	10.0	
CDV-16-611937	03/07/2022	SW-846:8260D	Dichlorobenzene[1,2-]	95-50-1	INIT	REG	UF	N	0.333	0.333	1.00	
CDV-16-611937	03/07/2022	SW-846:8260D	Dichlorobenzene[1,2-]	95-50-1	INIT	FTB	UF	N	0.333	0.333	1.00	
CDV-16-611937	03/07/2022	SW-846:8270E	Dichlorobenzene[1,2-]	95-50-1	INIT	REG	UF	N	2.96	2.96	9.88	
Paj bel S-N Anch E Basin conf	03/08/2022	SW-846:8260D	Dichlorobenzene[1,2-]	95-50-1	INIT	FTB	UF	N	0.333	0.333	1.00	
Paj bel S-N Anch E Basin conf	03/08/2022	SW-846:8260D	Dichlorobenzene[1,2-]	95-50-1	INIT	REG	UF	N	0.333	0.333	1.00	
Paj bel S-N Anch E Basin conf	03/08/2022	SW-846:8270E	Dichlorobenzene[1,2-]	95-50-1	INIT	REG	UF	N	2.95	2.95	9.83	
16-61439	03/07/2022	SW-846:8260D	Dichlorobenzene[1,3-]	541-73-1	INIT	REG	UF	N	0.333	0.333	1.00	
16-61439	03/07/2022	SW-846:8260D	Dichlorobenzene[1,3-]	541-73-1	INIT	FTB	UF	N	0.333	0.333	1.00	
16-61439	03/07/2022	SW-846:8270E	Dichlorobenzene[1,3-]	541-73-1	INIT	REG	UF	N	3.02	3.02	10.1	
Between E252 and Water at Beta	03/11/2022	SW-846:8260D	Dichlorobenzene[1,3-]	541-73-1	INIT	REG	UF	N	0.333	0.333	1.00	
Between E252 and Water at Beta	03/11/2022	SW-846:8260D	Dichlorobenzene[1,3-]	541-73-1	INIT	FTB	UF	N	0.333	0.333	1.00	
Between E252 and Water at Beta	03/11/2022	SW-846:8270E	Dichlorobenzene[1,3-]	541-73-1	INIT	REG	UF	N	3.00	3.00	10.0	
Bulldog Spring	03/08/2022	SW-846:8260D	Dichlorobenzene[1,3-]	541-73-1	INIT	FTB	UF	N	0.333	0.333	1.00	
Bulldog Spring	03/08/2022	SW-846:8260D	Dichlorobenzene[1,3-]	541-73-1	INIT	REG	UF	N	0.333	0.333	1.00	
Bulldog Spring	03/08/2022	SW-846:8270E	Dichlorobenzene[1,3-]	541-73-1	INIT	REG	UF	N	2.96	2.96	9.87	
Burning Ground Spring	03/05/2022	SW-846:8260D	Dichlorobenzene[1,3-]	541-73-1	INIT	FTB	UF	N	0.333	0.333	1.00	
Burning Ground Spring	03/05/2022	SW-846:8260D	Dichlorobenzene[1,3-]	541-73-1	INIT	REG	UF	N	0.333	0.333	1.00	
Burning Ground Spring	03/05/2022	SW-846:8270E	Dichlorobenzene[1,3-]	541-73-1	INIT	REG	UF	N	3.16	3.16	10.5	
CDV-16-02659	03/07/2022	SW-846:8260D	Dichlorobenzene[1,3-]	541-73-1	INIT	FTB	UF	N	0.333	0.333	1.00	
CDV-16-02659	03/07/2022	SW-846:8260D	Dichlorobenzene[1,3-]	541-73-1	INIT	REG	UF	N	0.333	0.333	1.00	
CDV-16-02659	03/07/2022	SW-846:8270E	Dichlorobenzene[1,3-]	541-73-1	INIT	REG	UF	N	3.00	3.00	10.0	

Location ID	Sample Date	Lab Method	Parameter Name	Parameter Code	Analysis Type Code	Sample Purpose	Field Preparation Code	Detected	Report Result	Report Method Detection Limit	Report Detection Limit	Report Uncertainty
CDV-16-611937	03/07/2022	SW-846:8260D	Dichlorobenzene[1,3-]	541-73-1	INIT	REG	UF	N	0.333	0.333	1.00	
CDV-16-611937	03/07/2022	SW-846:8260D	Dichlorobenzene[1,3-]	541-73-1	INIT	FTB	UF	N	0.333	0.333	1.00	
CDV-16-611937	03/07/2022	SW-846:8270E	Dichlorobenzene[1,3-]	541-73-1	INIT	REG	UF	N	2.96	2.96	9.88	
Paj bel S-N Anch E Basin conf	03/08/2022	SW-846:8260D	Dichlorobenzene[1,3-]	541-73-1	INIT	REG	UF	N	0.333	0.333	1.00	
Paj bel S-N Anch E Basin conf	03/08/2022	SW-846:8260D	Dichlorobenzene[1,3-]	541-73-1	INIT	FTB	UF	N	0.333	0.333	1.00	
Paj bel S-N Anch E Basin conf	03/08/2022	SW-846:8270E	Dichlorobenzene[1,3-]	541-73-1	INIT	REG	UF	N	2.95	2.95	9.83	
16-61439	03/07/2022	SW-846:8260D	Dichlorobenzene[1,4-]	106-46-7	INIT	REG	UF	N	0.333	0.333	1.00	
16-61439	03/07/2022	SW-846:8260D	Dichlorobenzene[1,4-]	106-46-7	INIT	FTB	UF	N	0.333	0.333	1.00	
16-61439	03/07/2022	SW-846:8270E	Dichlorobenzene[1,4-]	106-46-7	INIT	REG	UF	N	3.02	3.02	10.1	
Between E252 and Water at Beta	03/11/2022	SW-846:8260D	Dichlorobenzene[1,4-]	106-46-7	INIT	FTB	UF	N	0.333	0.333	1.00	
Between E252 and Water at Beta	03/11/2022	SW-846:8260D	Dichlorobenzene[1,4-]	106-46-7	INIT	REG	UF	N	0.333	0.333	1.00	
Between E252 and Water at Beta	03/11/2022	SW-846:8270E	Dichlorobenzene[1,4-]	106-46-7	INIT	REG	UF	N	3.00	3.00	10.0	
Bulldog Spring	03/08/2022	SW-846:8260D	Dichlorobenzene[1,4-]	106-46-7	INIT	REG	UF	N	0.333	0.333	1.00	
Bulldog Spring	03/08/2022	SW-846:8260D	Dichlorobenzene[1,4-]	106-46-7	INIT	FTB	UF	N	0.333	0.333	1.00	
Bulldog Spring	03/08/2022	SW-846:8270E	Dichlorobenzene[1,4-]	106-46-7	INIT	REG	UF	N	2.96	2.96	9.87	
Burning Ground Spring	03/05/2022	SW-846:8260D	Dichlorobenzene[1,4-]	106-46-7	INIT	FTB	UF	N	0.333	0.333	1.00	
Burning Ground Spring	03/05/2022	SW-846:8260D	Dichlorobenzene[1,4-]	106-46-7	INIT	REG	UF	N	0.333	0.333	1.00	
Burning Ground Spring	03/05/2022	SW-846:8270E	Dichlorobenzene[1,4-]	106-46-7	INIT	REG	UF	N	3.16	3.16	10.5	
CDV-16-02659	03/07/2022	SW-846:8260D	Dichlorobenzene[1,4-]	106-46-7	INIT	REG	UF	N	0.333	0.333	1.00	
CDV-16-02659	03/07/2022	SW-846:8260D	Dichlorobenzene[1,4-]	106-46-7	INIT	FTB	UF	N	0.333	0.333	1.00	
CDV-16-02659	03/07/2022	SW-846:8270E	Dichlorobenzene[1,4-]	106-46-7	INIT	REG	UF	N	3.00	3.00	10.0	
CDV-16-02659	03/07/2022	SW-846:8260D	Dichlorobenzene[1,4-]	106-46-7	INIT	FTB	UF	N	0.333	0.333	1.00	
CDV-16-02659	03/07/2022	SW-846:8270E	Dichlorobenzene[1,4-]	106-46-7	INIT	REG	UF	N	3.00	3.00	10.0	
CDV-16-611937	03/07/2022	SW-846:8260D	Dichlorobenzene[1,4-]	106-46-7	INIT	REG	UF	N	0.333	0.333	1.00	
CDV-16-611937	03/07/2022	SW-846:8260D	Dichlorobenzene[1,4-]	106-46-7	INIT	FTB	UF	N	0.333	0.333	1.00	
CDV-16-611937	03/07/2022	SW-846:8270E	Dichlorobenzene[1,4-]	106-46-7	INIT	REG	UF	N	2.96	2.96	9.88	
Paj bel S-N Anch E Basin conf	03/08/2022	SW-846:8260D	Dichlorobenzene[1,4-]	106-46-7	INIT	FTB	UF	N	0.333	0.333	1.00	
Paj bel S-N Anch E Basin conf	03/08/2022	SW-846:8260D	Dichlorobenzene[1,4-]	106-46-7	INIT	REG	UF	N	0.333	0.333	1.00	
Paj bel S-N Anch E Basin conf	03/08/2022	SW-846:8270E	Dichlorobenzene[1,4-]	106-46-7	INIT	REG	UF	N	2.95	2.95	9.83	
16-61439	03/07/2022	SW-846:8270E	Dichlorobenzidine[3,3'-]	91-94-1	INIT	REG	UF	N	3.02	3.02	10.1	
Between E252 and Water at Beta	03/11/2022	SW-846:8270E	Dichlorobenzidine[3,3'-]	91-94-1	INIT	REG	UF	N	3.00	3.00	10.0	
Bulldog Spring	03/08/2022	SW-846:8270E	Dichlorobenzidine[3,3'-]	91-94-1	INIT	REG	UF	N	2.96	2.96	9.87	
Burning Ground Spring	03/05/2022	SW-846:8270E	Dichlorobenzidine[3,3'-]	91-94-1	INIT	REG	UF	N	3.16	3.16	10.5	
CDV-16-02659	03/07/2022	SW-846:8270E	Dichlorobenzidine[3,3'-]	91-94-1	INIT	REG	UF	N	3.00	3.00	10.0	
CDV-16-611937	03/07/2022	SW-846:8270E	Dichlorobenzidine[3,3'-]	91-94-1	INIT	REG	UF	N	2.96	2.96	9.88	
Paj bel S-N Anch E Basin conf	03/08/2022	SW-846:8270E	Dichlorobenzidine[3,3'-]	91-94-1	INIT	REG	UF	N	2.95	2.95	9.83	
16-61439	03/07/2022	SW-846:8260D	Dichlorodifluoromethane	75-71-8	INIT	REG	UF	N	0.355	0.355	1.00	
16-61439	03/07/2022	SW-846:8260D	Dichlorodifluoromethane	75-71-8	INIT	FTB	UF	N	0.355	0.355	1.00	
Between E252 and Water at Beta	03/11/2022	SW-846:8260D	Dichlorodifluoromethane	75-71-8	INIT	FTB	UF	N	0.355	0.355	1.00	
Between E252 and Water at Beta	03/11/2022	SW-846:8260D	Dichlorodifluoromethane	75-71-8	INIT	REG	UF	N	0.355	0.355	1.00	
Bulldog Spring	03/08/2022	SW-846:8260D	Dichlorodifluoromethane	75-71-8	INIT	REG	UF	N	0.355	0.355	1.00	
Bulldog Spring	03/08/2022	SW-846:8260D	Dichlorodifluoromethane	75-71-8	INIT	FTB	UF	N	0.355	0.355	1.00	
Burning Ground Spring	03/05/2022	SW-846:8260D	Dichlorodifluoromethane	75-71-8	INIT	FTB	UF	N	0.355	0.355	1.00	
Burning Ground Spring	03/05/2022	SW-846:8260D	Dichlorodifluoromethane	75-71-8	INIT	REG	UF	N	0.355	0.355	1.00	
CDV-16-02659	03/07/2022	SW-846:8260D	Dichlorodifluoromethane	75-71-8	INIT	REG	UF	N	0.355	0.355	1.00	
CDV-16-02659	03/07/2022	SW-846:8260D	Dichlorodifluoromethane	75-71-8	INIT	FTB	UF	N	0.355	0.355	1.00	

Location ID	Sample Date	Lab Method	Parameter Name	Parameter Code	Analysis Type Code	Sample Purpose	Field Preparation Code	Detected	Report Result	Report Method Detection Limit	Report Detection Limit	Report Uncertainty
CDV-16-611937	03/07/2022	SW-846:8260D	Dichlorodifluoromethane	75-71-8	INIT	REG	UF	N	0.355	0.355	1.00	
CDV-16-611937	03/07/2022	SW-846:8260D	Dichlorodifluoromethane	75-71-8	INIT	FTB	UF	N	0.355	0.355	1.00	
Paj bel S-N Anch E Basin conf	03/08/2022	SW-846:8260D	Dichlorodifluoromethane	75-71-8	INIT	FTB	UF	N	0.355	0.355	1.00	
Paj bel S-N Anch E Basin conf	03/08/2022	SW-846:8260D	Dichlorodifluoromethane	75-71-8	INIT	REG	UF	N	0.355	0.355	1.00	
16-61439	03/07/2022	SW-846:8260D	Dichloroethane[1,1-]	75-34-3	INIT	REG	UF	N	0.333	0.333	1.00	
16-61439	03/07/2022	SW-846:8260D	Dichloroethane[1,1-]	75-34-3	INIT	FTB	UF	N	0.333	0.333	1.00	
Between E252 and Water at Beta	03/11/2022	SW-846:8260D	Dichloroethane[1,1-]	75-34-3	INIT	FTB	UF	N	0.333	0.333	1.00	
Between E252 and Water at Beta	03/11/2022	SW-846:8260D	Dichloroethane[1,1-]	75-34-3	INIT	REG	UF	N	0.333	0.333	1.00	
Bulldog Spring	03/08/2022	SW-846:8260D	Dichloroethane[1,1-]	75-34-3	INIT	REG	UF	N	0.333	0.333	1.00	
Bulldog Spring	03/08/2022	SW-846:8260D	Dichloroethane[1,1-]	75-34-3	INIT	FTB	UF	N	0.333	0.333	1.00	
Burning Ground Spring	03/05/2022	SW-846:8260D	Dichloroethane[1,1-]	75-34-3	INIT	FTB	UF	N	0.333	0.333	1.00	
Burning Ground Spring	03/05/2022	SW-846:8260D	Dichloroethane[1,1-]	75-34-3	INIT	REG	UF	N	0.333	0.333	1.00	
CDV-16-02659	03/07/2022	SW-846:8260D	Dichloroethane[1,1-]	75-34-3	INIT	FTB	UF	N	0.333	0.333	1.00	
CDV-16-02659	03/07/2022	SW-846:8260D	Dichloroethane[1,1-]	75-34-3	INIT	REG	UF	N	0.333	0.333	1.00	
CDV-16-611937	03/07/2022	SW-846:8260D	Dichloroethane[1,1-]	75-34-3	INIT	REG	UF	N	0.333	0.333	1.00	
CDV-16-611937	03/07/2022	SW-846:8260D	Dichloroethane[1,1-]	75-34-3	INIT	FTB	UF	N	0.333	0.333	1.00	
Paj bel S-N Anch E Basin conf	03/08/2022	SW-846:8260D	Dichloroethane[1,1-]	75-34-3	INIT	FTB	UF	N	0.333	0.333	1.00	
Paj bel S-N Anch E Basin conf	03/08/2022	SW-846:8260D	Dichloroethane[1,1-]	75-34-3	INIT	REG	UF	N	0.333	0.333	1.00	
16-61439	03/07/2022	SW-846:8260D	Dichloroethane[1,2-]	107-06-2	INIT	REG	UF	N	0.333	0.333	1.00	
16-61439	03/07/2022	SW-846:8260D	Dichloroethane[1,2-]	107-06-2	INIT	FTB	UF	N	0.333	0.333	1.00	
Between E252 and Water at Beta	03/11/2022	SW-846:8260D	Dichloroethane[1,2-]	107-06-2	INIT	FTB	UF	N	0.333	0.333	1.00	
Between E252 and Water at Beta	03/11/2022	SW-846:8260D	Dichloroethane[1,2-]	107-06-2	INIT	REG	UF	N	0.333	0.333	1.00	
Bulldog Spring	03/08/2022	SW-846:8260D	Dichloroethane[1,2-]	107-06-2	INIT	REG	UF	N	0.333	0.333	1.00	
Bulldog Spring	03/08/2022	SW-846:8260D	Dichloroethane[1,2-]	107-06-2	INIT	FTB	UF	N	0.333	0.333	1.00	
Burning Ground Spring	03/05/2022	SW-846:8260D	Dichloroethane[1,2-]	107-06-2	INIT	FTB	UF	N	0.333	0.333	1.00	
Burning Ground Spring	03/05/2022	SW-846:8260D	Dichloroethane[1,2-]	107-06-2	INIT	REG	UF	N	0.333	0.333	1.00	
CDV-16-02659	03/07/2022	SW-846:8260D	Dichloroethane[1,2-]	107-06-2	INIT	REG	UF	N	0.333	0.333	1.00	
CDV-16-02659	03/07/2022	SW-846:8260D	Dichloroethane[1,2-]	107-06-2	INIT	FTB	UF	N	0.333	0.333	1.00	
CDV-16-611937	03/07/2022	SW-846:8260D	Dichloroethane[1,2-]	107-06-2	INIT	REG	UF	N	0.333	0.333	1.00	
CDV-16-611937	03/07/2022	SW-846:8260D	Dichloroethane[1,2-]	107-06-2	INIT	FTB	UF	N	0.333	0.333	1.00	
Paj bel S-N Anch E Basin conf	03/08/2022	SW-846:8260D	Dichloroethane[1,2-]	107-06-2	INIT	FTB	UF	N	0.333	0.333	1.00	
Paj bel S-N Anch E Basin conf	03/08/2022	SW-846:8260D	Dichloroethane[1,2-]	107-06-2	INIT	REG	UF	N	0.333	0.333	1.00	
16-61439	03/07/2022	SW-846:8260D	Dichloroethene[1,1-]	75-35-4	INIT	REG	UF	N	0.333	0.333	1.00	
16-61439	03/07/2022	SW-846:8260D	Dichloroethene[1,1-]	75-35-4	INIT	FTB	UF	N	0.333	0.333	1.00	
Between E252 and Water at Beta	03/11/2022	SW-846:8260D	Dichloroethene[1,1-]	75-35-4	INIT	FTB	UF	N	0.333	0.333	1.00	
Between E252 and Water at Beta	03/11/2022	SW-846:8260D	Dichloroethene[1,1-]	75-35-4	INIT	REG	UF	N	0.333	0.333	1.00	
Bulldog Spring	03/08/2022	SW-846:8260D	Dichloroethene[1,1-]	75-35-4	INIT	REG	UF	N	0.333	0.333	1.00	
Bulldog Spring	03/08/2022	SW-846:8260D	Dichloroethene[1,1-]	75-35-4	INIT	FTB	UF	N	0.333	0.333	1.00	
Burning Ground Spring	03/05/2022	SW-846:8260D	Dichloroethene[1,1-]	75-35-4	INIT	FTB	UF	N	0.333	0.333	1.00	
Burning Ground Spring	03/05/2022	SW-846:8260D	Dichloroethene[1,1-]	75-35-4	INIT	REG	UF	N	0.333	0.333	1.00	
CDV-16-02659	03/07/2022	SW-846:8260D	Dichloroethene[1,1-]	75-35-4	INIT	FTB	UF	N	0.333	0.333	1.00	
CDV-16-02659	03/07/2022	SW-846:8260D	Dichloroethene[1,1-]	75-35-4	INIT	REG	UF	N	0.333	0.333	1.00	
CDV-16-611937	03/07/2022	SW-846:8260D	Dichloroethene[1,1-]	75-35-4	INIT	REG	UF	N	0.333	0.333	1.00	
CDV-16-611937	03/07/2022	SW-846:8260D	Dichloroethene[1,1-]	75-35-4	INIT	FTB	UF	N	0.333	0.333	1.00	

Location ID	Sample Date	Lab Method	Parameter Name	Parameter Code	Analysis Type Code	Sample Purpose	Field Preparation Code	Detected	Report Result	Report Method Detection Limit	Report Detection Limit	Report Uncertainty
Paj bel S-N Anch E Basin conf	03/08/2022	SW-846:8260D	Dichloroethene[1,1-]	75-35-4	INIT	FTB	UF	N	0.333	0.333	1.00	
Paj bel S-N Anch E Basin conf	03/08/2022	SW-846:8260D	Dichloroethene[1,1-]	75-35-4	INIT	REG	UF	N	0.333	0.333	1.00	
16-61439	03/07/2022	SW-846:8260D	Dichloroethene[cis/trans-1,2-]	540-59-0	INIT	REG	UF	N	0.667	0.667	2.00	
16-61439	03/07/2022	SW-846:8260D	Dichloroethene[cis/trans-1,2-]	540-59-0	INIT	FTB	UF	N	0.667	0.667	2.00	
Between E252 and Water at Beta	03/11/2022	SW-846:8260D	Dichloroethene[cis/trans-1,2-]	540-59-0	INIT	REG	UF	N	0.667	0.667	2.00	
Between E252 and Water at Beta	03/11/2022	SW-846:8260D	Dichloroethene[cis/trans-1,2-]	540-59-0	INIT	FTB	UF	N	0.667	0.667	2.00	
Bulldog Spring	03/08/2022	SW-846:8260D	Dichloroethene[cis/trans-1,2-]	540-59-0	INIT	FTB	UF	N	0.667	0.667	2.00	
Bulldog Spring	03/08/2022	SW-846:8260D	Dichloroethene[cis/trans-1,2-]	540-59-0	INIT	REG	UF	N	0.667	0.667	2.00	
Burning Ground Spring	03/05/2022	SW-846:8260D	Dichloroethene[cis/trans-1,2-]	540-59-0	INIT	FTB	UF	N	0.667	0.667	2.00	
Burning Ground Spring	03/05/2022	SW-846:8260D	Dichloroethene[cis/trans-1,2-]	540-59-0	INIT	REG	UF	N	0.667	0.667	2.00	
CDV-16-02659	03/07/2022	SW-846:8260D	Dichloroethene[cis/trans-1,2-]	540-59-0	INIT	FTB	UF	N	0.667	0.667	2.00	
CDV-16-02659	03/07/2022	SW-846:8260D	Dichloroethene[cis/trans-1,2-]	540-59-0	INIT	REG	UF	N	0.667	0.667	2.00	
CDV-16-611937	03/07/2022	SW-846:8260D	Dichloroethene[cis/trans-1,2-]	540-59-0	INIT	REG	UF	N	0.667	0.667	2.00	
CDV-16-611937	03/07/2022	SW-846:8260D	Dichloroethene[cis/trans-1,2-]	540-59-0	INIT	FTB	UF	N	0.667	0.667	2.00	
Paj bel S-N Anch E Basin conf	03/08/2022	SW-846:8260D	Dichloroethene[cis/trans-1,2-]	540-59-0	INIT	REG	UF	N	0.667	0.667	2.00	
Paj bel S-N Anch E Basin conf	03/08/2022	SW-846:8260D	Dichloroethene[cis/trans-1,2-]	540-59-0	INIT	FTB	UF	N	0.667	0.667	2.00	
16-61439	03/07/2022	SW-846:8260D	Dichloroethene[cis-1,2-]	156-59-2	INIT	REG	UF	N	0.333	0.333	1.00	
16-61439	03/07/2022	SW-846:8260D	Dichloroethene[cis-1,2-]	156-59-2	INIT	FTB	UF	N	0.333	0.333	1.00	
Between E252 and Water at Beta	03/11/2022	SW-846:8260D	Dichloroethene[cis-1,2-]	156-59-2	INIT	REG	UF	N	0.333	0.333	1.00	
Between E252 and Water at Beta	03/11/2022	SW-846:8260D	Dichloroethene[cis-1,2-]	156-59-2	INIT	FTB	UF	N	0.333	0.333	1.00	
Bulldog Spring	03/08/2022	SW-846:8260D	Dichloroethene[cis-1,2-]	156-59-2	INIT	FTB	UF	N	0.333	0.333	1.00	
Bulldog Spring	03/08/2022	SW-846:8260D	Dichloroethene[cis-1,2-]	156-59-2	INIT	REG	UF	N	0.333	0.333	1.00	
Burning Ground Spring	03/05/2022	SW-846:8260D	Dichloroethene[cis-1,2-]	156-59-2	INIT	FTB	UF	N	0.333	0.333	1.00	
Burning Ground Spring	03/05/2022	SW-846:8260D	Dichloroethene[cis-1,2-]	156-59-2	INIT	REG	UF	N	0.333	0.333	1.00	
CDV-16-02659	03/07/2022	SW-846:8260D	Dichloroethene[cis-1,2-]	156-59-2	INIT	FTB	UF	N	0.333	0.333	1.00	
CDV-16-02659	03/07/2022	SW-846:8260D	Dichloroethene[cis-1,2-]	156-59-2	INIT	REG	UF	N	0.333	0.333	1.00	
CDV-16-611937	03/07/2022	SW-846:8260D	Dichloroethene[cis-1,2-]	156-59-2	INIT	REG	UF	N	0.333	0.333	1.00	
CDV-16-611937	03/07/2022	SW-846:8260D	Dichloroethene[cis-1,2-]	156-59-2	INIT	FTB	UF	N	0.333	0.333	1.00	
Paj bel S-N Anch E Basin conf	03/08/2022	SW-846:8260D	Dichloroethene[cis-1,2-]	156-59-2	INIT	REG	UF	N	0.333	0.333	1.00	
Paj bel S-N Anch E Basin conf	03/08/2022	SW-846:8260D	Dichloroethene[cis-1,2-]	156-59-2	INIT	FTB	UF	N	0.333	0.333	1.00	
16-61439	03/07/2022	SW-846:8260D	Dichloroethene[trans-1,2-]	156-60-5	INIT	REG	UF	N	0.333	0.333	1.00	
16-61439	03/07/2022	SW-846:8260D	Dichloroethene[trans-1,2-]	156-60-5	INIT	FTB	UF	N	0.333	0.333	1.00	
Between E252 and Water at Beta	03/11/2022	SW-846:8260D	Dichloroethene[trans-1,2-]	156-60-5	INIT	REG	UF	N	0.333	0.333	1.00	
Between E252 and Water at Beta	03/11/2022	SW-846:8260D	Dichloroethene[trans-1,2-]	156-60-5	INIT	FTB	UF	N	0.333	0.333	1.00	
Bulldog Spring	03/08/2022	SW-846:8260D	Dichloroethene[trans-1,2-]	156-60-5	INIT	FTB	UF	N	0.333	0.333	1.00	
Bulldog Spring	03/08/2022	SW-846:8260D	Dichloroethene[trans-1,2-]	156-60-5	INIT	REG	UF	N	0.333	0.333	1.00	
Burning Ground Spring	03/05/2022	SW-846:8260D	Dichloroethene[trans-1,2-]	156-60-5	INIT	FTB	UF	N	0.333	0.333	1.00	
Burning Ground Spring	03/05/2022	SW-846:8260D	Dichloroethene[trans-1,2-]	156-60-5	INIT	REG	UF	N	0.333	0.333	1.00	
CDV-16-02659	03/07/2022	SW-846:8260D	Dichloroethene[trans-1,2-]	156-60-5	INIT	FTB	UF	N	0.333	0.333	1.00	
CDV-16-02659	03/07/2022	SW-846:8260D	Dichloroethene[trans-1,2-]	156-60-5	INIT	REG	UF	N	0.333	0.333	1.00	
CDV-16-611937	03/07/2022	SW-846:8260D	Dichloroethene[trans-1,2-]	156-60-5	INIT	REG	UF	N	0.333	0.333	1.00	
CDV-16-611937	03/07/2022	SW-846:8260D	Dichloroethene[trans-1,2-]	156-60-5	INIT	FTB	UF	N	0.333	0.333	1.00	
Paj bel S-N Anch E Basin conf	03/08/2022	SW-846:8260D	Dichloroethene[trans-1,2-]	156-60-5	INIT	REG	UF	N	0.333	0.333	1.00	
Paj bel S-N Anch E Basin conf	03/08/2022	SW-846:8260D	Dichloroethene[trans-1,2-]	156-60-5	INIT	FTB	UF	N	0.333	0.333	1.00	

Location ID	Sample Date	Lab Method	Parameter Name	Parameter Code	Analysis Type Code	Sample Purpose	Field Preparation Code	Detected	Report Result	Report Method Detection Limit	Report Detection Limit	Report Uncertainty
16-61439	03/07/2022	SW-846:8270E	Dichlorophenol[2,4-]	120-83-2	INIT	REG	UF	N	3.02	3.02	10.1	
Between E252 and Water at Beta	03/11/2022	SW-846:8270E	Dichlorophenol[2,4-]	120-83-2	INIT	REG	UF	N	3.00	3.00	10.0	
Bulldog Spring	03/08/2022	SW-846:8270E	Dichlorophenol[2,4-]	120-83-2	INIT	REG	UF	N	2.96	2.96	9.87	
Burning Ground Spring	03/05/2022	SW-846:8270E	Dichlorophenol[2,4-]	120-83-2	INIT	REG	UF	N	3.16	3.16	10.5	
CDV-16-02659	03/07/2022	SW-846:8270E	Dichlorophenol[2,4-]	120-83-2	INIT	REG	UF	N	3.00	3.00	10.0	
CDV-16-611937	03/07/2022	SW-846:8270E	Dichlorophenol[2,4-]	120-83-2	INIT	REG	UF	N	2.96	2.96	9.88	
Paj bel S-N Anch E Basin conf	03/08/2022	SW-846:8270E	Dichlorophenol[2,4-]	120-83-2	INIT	REG	UF	N	2.95	2.95	9.83	
16-61439	03/07/2022	SW-846:8260D	Dichloropropane[1,2-]	78-87-5	INIT	REG	UF	N	0.333	0.333	1.00	
16-61439	03/07/2022	SW-846:8260D	Dichloropropane[1,2-]	78-87-5	INIT	FTB	UF	N	0.333	0.333	1.00	
Between E252 and Water at Beta	03/11/2022	SW-846:8260D	Dichloropropane[1,2-]	78-87-5	INIT	FTB	UF	N	0.333	0.333	1.00	
Between E252 and Water at Beta	03/11/2022	SW-846:8260D	Dichloropropane[1,2-]	78-87-5	INIT	REG	UF	N	0.333	0.333	1.00	
Bulldog Spring	03/08/2022	SW-846:8260D	Dichloropropane[1,2-]	78-87-5	INIT	REG	UF	N	0.333	0.333	1.00	
Bulldog Spring	03/08/2022	SW-846:8260D	Dichloropropane[1,2-]	78-87-5	INIT	FTB	UF	N	0.333	0.333	1.00	
Burning Ground Spring	03/05/2022	SW-846:8260D	Dichloropropane[1,2-]	78-87-5	INIT	FTB	UF	N	0.333	0.333	1.00	
Burning Ground Spring	03/05/2022	SW-846:8260D	Dichloropropane[1,2-]	78-87-5	INIT	REG	UF	N	0.333	0.333	1.00	
CDV-16-02659	03/07/2022	SW-846:8260D	Dichloropropane[1,2-]	78-87-5	INIT	REG	UF	N	0.333	0.333	1.00	
CDV-16-02659	03/07/2022	SW-846:8260D	Dichloropropane[1,2-]	78-87-5	INIT	FTB	UF	N	0.333	0.333	1.00	
CDV-16-611937	03/07/2022	SW-846:8260D	Dichloropropane[1,2-]	78-87-5	INIT	REG	UF	N	0.333	0.333	1.00	
CDV-16-611937	03/07/2022	SW-846:8260D	Dichloropropane[1,2-]	78-87-5	INIT	FTB	UF	N	0.333	0.333	1.00	
Paj bel S-N Anch E Basin conf	03/08/2022	SW-846:8260D	Dichloropropane[1,2-]	78-87-5	INIT	FTB	UF	N	0.333	0.333	1.00	
Paj bel S-N Anch E Basin conf	03/08/2022	SW-846:8260D	Dichloropropane[1,2-]	78-87-5	INIT	REG	UF	N	0.333	0.333	1.00	
16-61439	03/07/2022	SW-846:8260D	Dichloropropane[1,3-]	142-28-9	INIT	REG	UF	N	0.333	0.333	1.00	
16-61439	03/07/2022	SW-846:8260D	Dichloropropane[1,3-]	142-28-9	INIT	FTB	UF	N	0.333	0.333	1.00	
Between E252 and Water at Beta	03/11/2022	SW-846:8260D	Dichloropropane[1,3-]	142-28-9	INIT	REG	UF	N	0.333	0.333	1.00	
Between E252 and Water at Beta	03/11/2022	SW-846:8260D	Dichloropropane[1,3-]	142-28-9	INIT	FTB	UF	N	0.333	0.333	1.00	
Bulldog Spring	03/08/2022	SW-846:8260D	Dichloropropane[1,3-]	142-28-9	INIT	FTB	UF	N	0.333	0.333	1.00	
Bulldog Spring	03/08/2022	SW-846:8260D	Dichloropropane[1,3-]	142-28-9	INIT	REG	UF	N	0.333	0.333	1.00	
Burning Ground Spring	03/05/2022	SW-846:8260D	Dichloropropane[1,3-]	142-28-9	INIT	FTB	UF	N	0.333	0.333	1.00	
Burning Ground Spring	03/05/2022	SW-846:8260D	Dichloropropane[1,3-]	142-28-9	INIT	REG	UF	N	0.333	0.333	1.00	
CDV-16-02659	03/07/2022	SW-846:8260D	Dichloropropane[1,3-]	142-28-9	INIT	FTB	UF	N	0.333	0.333	1.00	
CDV-16-02659	03/07/2022	SW-846:8260D	Dichloropropane[1,3-]	142-28-9	INIT	REG	UF	N	0.333	0.333	1.00	
CDV-16-611937	03/07/2022	SW-846:8260D	Dichloropropane[1,3-]	142-28-9	INIT	REG	UF	N	0.333	0.333	1.00	
CDV-16-611937	03/07/2022	SW-846:8260D	Dichloropropane[1,3-]	142-28-9	INIT	FTB	UF	N	0.333	0.333	1.00	
Paj bel S-N Anch E Basin conf	03/08/2022	SW-846:8260D	Dichloropropane[1,3-]	142-28-9	INIT	REG	UF	N	0.333	0.333	1.00	
Paj bel S-N Anch E Basin conf	03/08/2022	SW-846:8260D	Dichloropropane[1,3-]	142-28-9	INIT	FTB	UF	N	0.333	0.333	1.00	
16-61439	03/07/2022	SW-846:8260D	Dichloropropane[2,2-]	594-20-7	INIT	REG	UF	N	0.333	0.333	1.00	
16-61439	03/07/2022	SW-846:8260D	Dichloropropane[2,2-]	594-20-7	INIT	FTB	UF	N	0.333	0.333	1.00	
Between E252 and Water at Beta	03/11/2022	SW-846:8260D	Dichloropropane[2,2-]	594-20-7	INIT	REG	UF	N	0.333	0.333	1.00	
Between E252 and Water at Beta	03/11/2022	SW-846:8260D	Dichloropropane[2,2-]	594-20-7	INIT	FTB	UF	N	0.333	0.333	1.00	
Bulldog Spring	03/08/2022	SW-846:8260D	Dichloropropane[2,2-]	594-20-7	INIT	FTB	UF	N	0.333	0.333	1.00	
Bulldog Spring	03/08/2022	SW-846:8260D	Dichloropropane[2,2-]	594-20-7	INIT	REG	UF	N	0.333	0.333	1.00	
Burning Ground Spring	03/05/2022	SW-846:8260D	Dichloropropane[2,2-]	594-20-7	INIT	FTB	UF	N	0.333	0.333	1.00	
Burning Ground Spring	03/05/2022	SW-846:8260D	Dichloropropane[2,2-]	594-20-7	INIT	REG	UF	N	0.333	0.333	1.00	
CDV-16-02659	03/07/2022	SW-846:8260D	Dichloropropane[2,2-]	594-20-7	INIT	FTB	UF	N	0.333	0.333	1.00	

Location ID	Sample Date	Lab Method	Parameter Name	Parameter Code	Analysis Type Code	Sample Purpose	Field Preparation Code	Detected	Report Result	Report Method Detection Limit	Report Detection Limit	Report Uncertainty
CDV-16-02659	03/07/2022	SW-846:8260D	Dichloropropane[2,2-]	594-20-7	INIT	REG	UF	N	0.333	0.333	1.00	
CDV-16-611937	03/07/2022	SW-846:8260D	Dichloropropane[2,2-]	594-20-7	INIT	REG	UF	N	0.333	0.333	1.00	
CDV-16-611937	03/07/2022	SW-846:8260D	Dichloropropane[2,2-]	594-20-7	INIT	FTB	UF	N	0.333	0.333	1.00	
Paj bel S-N Anch E Basin conf	03/08/2022	SW-846:8260D	Dichloropropane[2,2-]	594-20-7	INIT	REG	UF	N	0.333	0.333	1.00	
Paj bel S-N Anch E Basin conf	03/08/2022	SW-846:8260D	Dichloropropane[2,2-]	594-20-7	INIT	FTB	UF	N	0.333	0.333	1.00	
16-61439	03/07/2022	SW-846:8260D	Dichloropropene[1,1-]	563-58-6	INIT	REG	UF	N	0.333	0.333	1.00	
16-61439	03/07/2022	SW-846:8260D	Dichloropropene[1,1-]	563-58-6	INIT	FTB	UF	N	0.333	0.333	1.00	
Between E252 and Water at Beta	03/11/2022	SW-846:8260D	Dichloropropene[1,1-]	563-58-6	INIT	REG	UF	N	0.333	0.333	1.00	
Between E252 and Water at Beta	03/11/2022	SW-846:8260D	Dichloropropene[1,1-]	563-58-6	INIT	FTB	UF	N	0.333	0.333	1.00	
Bulldog Spring	03/08/2022	SW-846:8260D	Dichloropropene[1,1-]	563-58-6	INIT	FTB	UF	N	0.333	0.333	1.00	
Bulldog Spring	03/08/2022	SW-846:8260D	Dichloropropene[1,1-]	563-58-6	INIT	REG	UF	N	0.333	0.333	1.00	
Burning Ground Spring	03/05/2022	SW-846:8260D	Dichloropropene[1,1-]	563-58-6	INIT	FTB	UF	N	0.333	0.333	1.00	
Burning Ground Spring	03/05/2022	SW-846:8260D	Dichloropropene[1,1-]	563-58-6	INIT	REG	UF	N	0.333	0.333	1.00	
CDV-16-02659	03/07/2022	SW-846:8260D	Dichloropropene[1,1-]	563-58-6	INIT	FTB	UF	N	0.333	0.333	1.00	
CDV-16-02659	03/07/2022	SW-846:8260D	Dichloropropene[1,1-]	563-58-6	INIT	REG	UF	N	0.333	0.333	1.00	
CDV-16-611937	03/07/2022	SW-846:8260D	Dichloropropene[1,1-]	563-58-6	INIT	REG	UF	N	0.333	0.333	1.00	
CDV-16-611937	03/07/2022	SW-846:8260D	Dichloropropene[1,1-]	563-58-6	INIT	FTB	UF	N	0.333	0.333	1.00	
Paj bel S-N Anch E Basin conf	03/08/2022	SW-846:8260D	Dichloropropene[1,1-]	563-58-6	INIT	REG	UF	N	0.333	0.333	1.00	
Paj bel S-N Anch E Basin conf	03/08/2022	SW-846:8260D	Dichloropropene[1,1-]	563-58-6	INIT	FTB	UF	N	0.333	0.333	1.00	
16-61439	03/07/2022	SW-846:8260D	Dichloropropene[cis-1,3-]	10061-01-5	INIT	REG	UF	N	0.333	0.333	1.00	
16-61439	03/07/2022	SW-846:8260D	Dichloropropene[cis-1,3-]	10061-01-5	INIT	FTB	UF	N	0.333	0.333	1.00	
16-61439	03/07/2022	SW-846:8260D	Dichloropropene[cis-1,3-]	10061-01-5	INIT	FTB	UF	N	0.333	0.333	1.00	
Between E252 and Water at Beta	03/11/2022	SW-846:8260D	Dichloropropene[cis-1,3-]	10061-01-5	INIT	FTB	UF	N	0.333	0.333	1.00	
Between E252 and Water at Beta	03/11/2022	SW-846:8260D	Dichloropropene[cis-1,3-]	10061-01-5	INIT	REG	UF	N	0.333	0.333	1.00	
Bulldog Spring	03/08/2022	SW-846:8260D	Dichloropropene[cis-1,3-]	10061-01-5	INIT	REG	UF	N	0.333	0.333	1.00	
Bulldog Spring	03/08/2022	SW-846:8260D	Dichloropropene[cis-1,3-]	10061-01-5	INIT	FTB	UF	N	0.333	0.333	1.00	
Burning Ground Spring	03/05/2022	SW-846:8260D	Dichloropropene[cis-1,3-]	10061-01-5	INIT	FTB	UF	N	0.333	0.333	1.00	
Burning Ground Spring	03/05/2022	SW-846:8260D	Dichloropropene[cis-1,3-]	10061-01-5	INIT	REG	UF	N	0.333	0.333	1.00	
CDV-16-02659	03/07/2022	SW-846:8260D	Dichloropropene[cis-1,3-]	10061-01-5	INIT	REG	UF	N	0.333	0.333	1.00	
CDV-16-02659	03/07/2022	SW-846:8260D	Dichloropropene[cis-1,3-]	10061-01-5	INIT	FTB	UF	N	0.333	0.333	1.00	
CDV-16-611937	03/07/2022	SW-846:8260D	Dichloropropene[cis-1,3-]	10061-01-5	INIT	REG	UF	N	0.333	0.333	1.00	
CDV-16-611937	03/07/2022	SW-846:8260D	Dichloropropene[cis-1,3-]	10061-01-5	INIT	FTB	UF	N	0.333	0.333	1.00	
Paj bel S-N Anch E Basin conf	03/08/2022	SW-846:8260D	Dichloropropene[cis-1,3-]	10061-01-5	INIT	FTB	UF	N	0.333	0.333	1.00	
Paj bel S-N Anch E Basin conf	03/08/2022	SW-846:8260D	Dichloropropene[cis-1,3-]	10061-01-5	INIT	REG	UF	N	0.333	0.333	1.00	
16-61439	03/07/2022	SW-846:8260D	Dichloropropene[trans-1,3-]	10061-02-6	INIT	REG	UF	N	0.333	0.333	1.00	
16-61439	03/07/2022	SW-846:8260D	Dichloropropene[trans-1,3-]	10061-02-6	INIT	FTB	UF	N	0.333	0.333	1.00	
Between E252 and Water at Beta	03/11/2022	SW-846:8260D	Dichloropropene[trans-1,3-]	10061-02-6	INIT	FTB	UF	N	0.333	0.333	1.00	
Between E252 and Water at Beta	03/11/2022	SW-846:8260D	Dichloropropene[trans-1,3-]	10061-02-6	INIT	REG	UF	N	0.333	0.333	1.00	
Bulldog Spring	03/08/2022	SW-846:8260D	Dichloropropene[trans-1,3-]	10061-02-6	INIT	REG	UF	N	0.333	0.333	1.00	
Bulldog Spring	03/08/2022	SW-846:8260D	Dichloropropene[trans-1,3-]	10061-02-6	INIT	FTB	UF	N	0.333	0.333	1.00	
Burning Ground Spring	03/05/2022	SW-846:8260D	Dichloropropene[trans-1,3-]	10061-02-6	INIT	FTB	UF	N	0.333	0.333	1.00	
Burning Ground Spring	03/05/2022	SW-846:8260D	Dichloropropene[trans-1,3-]	10061-02-6	INIT	REG	UF	N	0.333	0.333	1.00	
CDV-16-02659	03/07/2022	SW-846:8260D	Dichloropropene[trans-1,3-]	10061-02-6	INIT	REG	UF	N	0.333	0.333	1.00	
CDV-16-02659	03/07/2022	SW-846:8260D	Dichloropropene[trans-1,3-]	10061-02-6	INIT	FTB	UF	N	0.333	0.333	1.00	
CDV-16-611937	03/07/2022	SW-846:8260D	Dichloropropene[trans-1,3-]	10061-02-6	INIT	REG	UF	N	0.333	0.333	1.00	

Location ID	Sample Date	Lab Method	Parameter Name	Parameter Code	Analysis Type Code	Sample Purpose	Field Preparation Code	Detected	Report Result	Report Method Detection Limit	Report Detection Limit	Report Uncertainty
CDV-16-611937	03/07/2022	SW-846:8260D	Dichloropropene[trans-1,3-]	10061-02-6	INIT	FTB	UF	N	0.333	0.333	1.00	
Paj bel S-N Anch E Basin conf	03/08/2022	SW-846:8260D	Dichloropropene[trans-1,3-]	10061-02-6	INIT	FTB	UF	N	0.333	0.333	1.00	
Paj bel S-N Anch E Basin conf	03/08/2022	SW-846:8260D	Dichloropropene[trans-1,3-]	10061-02-6	INIT	REG	UF	N	0.333	0.333	1.00	
16-61439	03/07/2022	SW-846:8260D	Diethyl Ether	60-29-7	INIT	REG	UF	N	0.333	0.333	1.00	
16-61439	03/07/2022	SW-846:8260D	Diethyl Ether	60-29-7	INIT	FTB	UF	N	0.333	0.333	1.00	
Between E252 and Water at Beta	03/11/2022	SW-846:8260D	Diethyl Ether	60-29-7	INIT	REG	UF	N	0.333	0.333	1.00	
Between E252 and Water at Beta	03/11/2022	SW-846:8260D	Diethyl Ether	60-29-7	INIT	FTB	UF	N	0.333	0.333	1.00	
Bulldog Spring	03/08/2022	SW-846:8260D	Diethyl Ether	60-29-7	INIT	FTB	UF	N	0.333	0.333	1.00	
Bulldog Spring	03/08/2022	SW-846:8260D	Diethyl Ether	60-29-7	INIT	REG	UF	N	0.333	0.333	1.00	
Burning Ground Spring	03/05/2022	SW-846:8260D	Diethyl Ether	60-29-7	INIT	FTB	UF	N	0.333	0.333	1.00	
Burning Ground Spring	03/05/2022	SW-846:8260D	Diethyl Ether	60-29-7	INIT	REG	UF	N	0.333	0.333	1.00	
CDV-16-02659	03/07/2022	SW-846:8260D	Diethyl Ether	60-29-7	INIT	FTB	UF	N	0.333	0.333	1.00	
CDV-16-02659	03/07/2022	SW-846:8260D	Diethyl Ether	60-29-7	INIT	REG	UF	N	0.333	0.333	1.00	
CDV-16-611937	03/07/2022	SW-846:8260D	Diethyl Ether	60-29-7	INIT	REG	UF	N	0.333	0.333	1.00	
CDV-16-611937	03/07/2022	SW-846:8260D	Diethyl Ether	60-29-7	INIT	FTB	UF	N	0.333	0.333	1.00	
Paj bel S-N Anch E Basin conf	03/08/2022	SW-846:8260D	Diethyl Ether	60-29-7	INIT	REG	UF	N	0.333	0.333	1.00	
Paj bel S-N Anch E Basin conf	03/08/2022	SW-846:8260D	Diethyl Ether	60-29-7	INIT	FTB	UF	N	0.333	0.333	1.00	
16-61439	03/07/2022	SW-846:8270E	Diethylphthalate	84-66-2	INIT	REG	UF	N	0.302	0.302	10.1	
Between E252 and Water at Beta	03/11/2022	SW-846:8270E	Diethylphthalate	84-66-2	INIT	REG	UF	N	0.300	0.300	10.0	
Bulldog Spring	03/08/2022	SW-846:8270E	Diethylphthalate	84-66-2	INIT	REG	UF	N	0.296	0.296	9.87	
Burning Ground Spring	03/05/2022	SW-846:8270E	Diethylphthalate	84-66-2	INIT	REG	UF	N	0.316	0.316	10.5	
Bulldog Spring	03/08/2022	SW-846:8270E	Diethylphthalate	84-66-2	INIT	REG	UF	N	0.296	0.296	9.87	
Burning Ground Spring	03/05/2022	SW-846:8270E	Diethylphthalate	84-66-2	INIT	REG	UF	N	0.316	0.316	10.5	
CDV-16-02659	03/07/2022	SW-846:8270E	Diethylphthalate	84-66-2	INIT	REG	UF	N	0.300	0.300	10.0	
CDV-16-611937	03/07/2022	SW-846:8270E	Diethylphthalate	84-66-2	INIT	REG	UF	N	0.296	0.296	9.88	
Paj bel S-N Anch E Basin conf	03/08/2022	SW-846:8270E	Diethylphthalate	84-66-2	INIT	REG	UF	N	0.295	0.295	9.83	
16-61439	03/07/2022	SW-846:8270E	Dimethyl Phthalate	131-11-3	INIT	REG	UF	N	0.302	0.302	10.1	
Between E252 and Water at Beta	03/11/2022	SW-846:8270E	Dimethyl Phthalate	131-11-3	INIT	REG	UF	N	0.300	0.300	10.0	
Bulldog Spring	03/08/2022	SW-846:8270E	Dimethyl Phthalate	131-11-3	INIT	REG	UF	N	0.296	0.296	9.87	
Burning Ground Spring	03/05/2022	SW-846:8270E	Dimethyl Phthalate	131-11-3	INIT	REG	UF	N	0.316	0.316	10.5	
CDV-16-02659	03/07/2022	SW-846:8270E	Dimethyl Phthalate	131-11-3	INIT	REG	UF	N	0.300	0.300	10.0	
CDV-16-611937	03/07/2022	SW-846:8270E	Dimethyl Phthalate	131-11-3	INIT	REG	UF	N	0.296	0.296	9.88	
Paj bel S-N Anch E Basin conf	03/08/2022	SW-846:8270E	Dimethyl Phthalate	131-11-3	INIT	REG	UF	N	0.295	0.295	9.83	
16-61439	03/07/2022	SW-846:8270E	Dimethylphenol[2,4-]	105-67-9	INIT	REG	UF	N	3.02	3.02	10.1	
Between E252 and Water at Beta	03/11/2022	SW-846:8270E	Dimethylphenol[2,4-]	105-67-9	INIT	REG	UF	N	3.00	3.00	10.0	
Bulldog Spring	03/08/2022	SW-846:8270E	Dimethylphenol[2,4-]	105-67-9	INIT	REG	UF	N	2.96	2.96	9.87	
Burning Ground Spring	03/05/2022	SW-846:8270E	Dimethylphenol[2,4-]	105-67-9	INIT	REG	UF	N	3.16	3.16	10.5	
CDV-16-02659	03/07/2022	SW-846:8270E	Dimethylphenol[2,4-]	105-67-9	INIT	REG	UF	N	3.00	3.00	10.0	
CDV-16-611937	03/07/2022	SW-846:8270E	Dimethylphenol[2,4-]	105-67-9	INIT	REG	UF	N	2.96	2.96	9.88	
Paj bel S-N Anch E Basin conf	03/08/2022	SW-846:8270E	Dimethylphenol[2,4-]	105-67-9	INIT	REG	UF	N	2.95	2.95	9.83	
16-61439	03/07/2022	SW-846:8270E	Di-n-butylphthalate	84-74-2	INIT	REG	UF	N	0.302	0.302	10.1	
Between E252 and Water at Beta	03/11/2022	SW-846:8270E	Di-n-butylphthalate	84-74-2	INIT	REG	UF	N	0.300	0.300	10.0	
Bulldog Spring	03/08/2022	SW-846:8270E	Di-n-butylphthalate	84-74-2	INIT	REG	UF	N	0.296	0.296	9.87	
Burning Ground Spring	03/05/2022	SW-846:8270E	Di-n-butylphthalate	84-74-2	INIT	REG	UF	N	0.316	0.316	10.5	
CDV-16-02659	03/07/2022	SW-846:8270E	Di-n-butylphthalate	84-74-2	INIT	REG	UF	N	0.300	0.300	10.0	
CDV-16-611937	03/07/2022	SW-846:8270E	Di-n-butylphthalate	84-74-2	INIT	REG	UF	N	0.296	0.296	9.88	

Location ID	Sample Date	Lab Method	Parameter Name	Parameter Code	Analysis Type Code	Sample Purpose	Field Preparation Code	Detected	Report Result	Report Method Detection Limit	Report Detection Limit	Report Uncertainty
Paj bel S-N Anch E Basin conf	03/08/2022	SW-846:8270E	Di-n-butylphthalate	84-74-2	INIT	REG	UF	N	0.295	0.295	9.83	
16-61439	03/07/2022	SW-846:8270E	Dinitro-2-methylphenol[4,6-]	534-52-1	INIT	REG	UF	N	3.02	3.02	10.1	
Between E252 and Water at Beta	03/11/2022	SW-846:8270E	Dinitro-2-methylphenol[4,6-]	534-52-1	INIT	REG	UF	N	3.00	3.00	10.0	
Bulldog Spring	03/08/2022	SW-846:8270E	Dinitro-2-methylphenol[4,6-]	534-52-1	INIT	REG	UF	N	2.96	2.96	9.87	
Burning Ground Spring	03/05/2022	SW-846:8270E	Dinitro-2-methylphenol[4,6-]	534-52-1	INIT	REG	UF	N	3.16	3.16	10.5	
CDV-16-02659	03/07/2022	SW-846:8270E	Dinitro-2-methylphenol[4,6-]	534-52-1	INIT	REG	UF	N	3.00	3.00	10.0	
CDV-16-611937	03/07/2022	SW-846:8270E	Dinitro-2-methylphenol[4,6-]	534-52-1	INIT	REG	UF	N	2.96	2.96	9.88	
Paj bel S-N Anch E Basin conf	03/08/2022	SW-846:8270E	Dinitro-2-methylphenol[4,6-]	534-52-1	INIT	REG	UF	N	2.95	2.95	9.83	
16-61439	03/07/2022	SW-846:8330B	Dinitrobenzene[1,3-]	99-65-0	INIT	REG	UF	N	0.0782	0.0782	0.244	
Between E252 and Water at Beta	03/11/2022	SW-846:8330B	Dinitrobenzene[1,3-]	99-65-0	INIT	REG	UF	N	0.0783	0.0783	0.245	
Bulldog Spring	03/08/2022	SW-846:8330B	Dinitrobenzene[1,3-]	99-65-0	INIT	REG	UF	N	0.0796	0.0796	0.249	
Burning Ground Spring	03/05/2022	SW-846:8330B	Dinitrobenzene[1,3-]	99-65-0	INIT	REG	UF	N	0.0832	0.0832	0.260	
CDV-16-02656	03/05/2022	SW-846:8330B	Dinitrobenzene[1,3-]	99-65-0	INIT	REG	UF	N	0.0869	0.0869	0.272	
CDV-16-02659	03/07/2022	SW-846:8330B	Dinitrobenzene[1,3-]	99-65-0	INIT	REG	UF	N	0.0789	0.0789	0.247	
CDV-16-611937	03/07/2022	SW-846:8330B	Dinitrobenzene[1,3-]	99-65-0	INIT	REG	UF	N	0.0778	0.0778	0.243	
Paj bel S-N Anch E Basin conf	03/08/2022	SW-846:8330B	Dinitrobenzene[1,3-]	99-65-0	INIT	REG	UF	N	0.0773	0.0773	0.241	
16-61439	03/07/2022	SW-846:8270E	Dinitrophenol[2,4-]	51-28-5	INIT	REG	UF	N	5.03	5.03	20.1	
Between E252 and Water at Beta	03/11/2022	SW-846:8270E	Dinitrophenol[2,4-]	51-28-5	INIT	REG	UF	N	5.00	5.00	20.0	
Bulldog Spring	03/08/2022	SW-846:8270E	Dinitrophenol[2,4-]	51-28-5	INIT	REG	UF	N	4.93	4.93	19.7	
Burning Ground Spring	03/05/2022	SW-846:8270E	Dinitrophenol[2,4-]	51-28-5	INIT	REG	UF	N	5.26	5.26	21.0	
CDV-16-02659	03/07/2022	SW-846:8270E	Dinitrophenol[2,4-]	51-28-5	INIT	REG	UF	N	5.00	5.00	20.0	
CDV-16-611937	03/07/2022	SW-846:8270E	Dinitrophenol[2,4-]	51-28-5	INIT	REG	UF	N	4.94	4.94	19.8	
Paj bel S-N Anch E Basin conf	03/08/2022	SW-846:8270E	Dinitrophenol[2,4-]	51-28-5	INIT	REG	UF	N	4.91	4.91	19.7	
16-61439	03/07/2022	SW-846:8270E	Dinitrotoluene[2,4-]	121-14-2	INIT	REG	UF	N	3.02	3.02	10.1	
16-61439	03/07/2022	SW-846:8330B	Dinitrotoluene[2,4-]	121-14-2	INIT	REG	UF	N	0.0782	0.0782	0.244	
Between E252 and Water at Beta	03/11/2022	SW-846:8270E	Dinitrotoluene[2,4-]	121-14-2	INIT	REG	UF	N	3.00	3.00	10.0	
Between E252 and Water at Beta	03/11/2022	SW-846:8330B	Dinitrotoluene[2,4-]	121-14-2	INIT	REG	UF	N	0.0783	0.0783	0.245	
Bulldog Spring	03/08/2022	SW-846:8270E	Dinitrotoluene[2,4-]	121-14-2	INIT	REG	UF	N	2.96	2.96	9.87	
Bulldog Spring	03/08/2022	SW-846:8330B	Dinitrotoluene[2,4-]	121-14-2	INIT	REG	UF	N	0.0796	0.0796	0.249	
Burning Ground Spring	03/05/2022	SW-846:8270E	Dinitrotoluene[2,4-]	121-14-2	INIT	REG	UF	N	3.16	3.16	10.5	
Burning Ground Spring	03/05/2022	SW-846:8330B	Dinitrotoluene[2,4-]	121-14-2	INIT	REG	UF	N	0.0832	0.0832	0.260	
CDV-16-02656	03/05/2022	SW-846:8330B	Dinitrotoluene[2,4-]	121-14-2	INIT	REG	UF	N	0.0869	0.0869	0.272	
CDV-16-02659	03/07/2022	SW-846:8270E	Dinitrotoluene[2,4-]	121-14-2	INIT	REG	UF	N	3.00	3.00	10.0	
CDV-16-02659	03/07/2022	SW-846:8330B	Dinitrotoluene[2,4-]	121-14-2	INIT	REG	UF	N	0.0789	0.0789	0.247	
CDV-16-611937	03/07/2022	SW-846:8270E	Dinitrotoluene[2,4-]	121-14-2	INIT	REG	UF	N	2.96	2.96	9.88	
CDV-16-611937	03/07/2022	SW-846:8330B	Dinitrotoluene[2,4-]	121-14-2	INIT	REG	UF	N	0.0778	0.0778	0.243	
Paj bel S-N Anch E Basin conf	03/08/2022	SW-846:8270E	Dinitrotoluene[2,4-]	121-14-2	INIT	REG	UF	N	2.95	2.95	9.83	
Paj bel S-N Anch E Basin conf	03/08/2022	SW-846:8330B	Dinitrotoluene[2,4-]	121-14-2	INIT	REG	UF	N	0.0773	0.0773	0.241	
16-61439	03/07/2022	SW-846:8270E	Dinitrotoluene[2,6-]	606-20-2	INIT	REG	UF	N	3.02	3.02	10.1	
16-61439	03/07/2022	SW-846:8330B	Dinitrotoluene[2,6-]	606-20-2	INIT	REG	UF	N	0.0782	0.0782	0.244	
Between E252 and Water at Beta	03/11/2022	SW-846:8270E	Dinitrotoluene[2,6-]	606-20-2	INIT	REG	UF	N	3.00	3.00	10.0	
Between E252 and Water at Beta	03/11/2022	SW-846:8330B	Dinitrotoluene[2,6-]	606-20-2	INIT	REG	UF	N	0.0783	0.0783	0.245	
Bulldog Spring	03/08/2022	SW-846:8270E	Dinitrotoluene[2,6-]	606-20-2	INIT	REG	UF	N	2.96	2.96	9.87	
Bulldog Spring	03/08/2022	SW-846:8330B	Dinitrotoluene[2,6-]	606-20-2	INIT	REG	UF	N	0.0796	0.0796	0.249	

Location ID	Sample Date	Lab Method	Parameter Name	Parameter Code	Analysis Type Code	Sample Purpose	Field Preparation Code	Detected	Report Result	Report Method Detection Limit	Report Detection Limit	Report Uncertainty
Burning Ground Spring	03/05/2022	SW-846:8270E	Dinitrotoluene[2,6-]	606-20-2	INIT	REG	UF	N	3.16	3.16	10.5	
Burning Ground Spring	03/05/2022	SW-846:8330B	Dinitrotoluene[2,6-]	606-20-2	INIT	REG	UF	N	0.0832	0.0832	0.260	
CDV-16-02656	03/05/2022	SW-846:8330B	Dinitrotoluene[2,6-]	606-20-2	INIT	REG	UF	N	0.0869	0.0869	0.272	
CDV-16-02659	03/07/2022	SW-846:8270E	Dinitrotoluene[2,6-]	606-20-2	INIT	REG	UF	N	3.00	3.00	10.0	
CDV-16-02659	03/07/2022	SW-846:8330B	Dinitrotoluene[2,6-]	606-20-2	INIT	REG	UF	N	0.0789	0.0789	0.247	
CDV-16-611937	03/07/2022	SW-846:8270E	Dinitrotoluene[2,6-]	606-20-2	INIT	REG	UF	N	2.96	2.96	9.88	
CDV-16-611937	03/07/2022	SW-846:8330B	Dinitrotoluene[2,6-]	606-20-2	INIT	REG	UF	N	0.0778	0.0778	0.243	
Paj bel S-N Anch E Basin conf	03/08/2022	SW-846:8270E	Dinitrotoluene[2,6-]	606-20-2	INIT	REG	UF	N	2.95	2.95	9.83	
Paj bel S-N Anch E Basin conf	03/08/2022	SW-846:8330B	Dinitrotoluene[2,6-]	606-20-2	INIT	REG	UF	N	0.0773	0.0773	0.241	
16-61439	03/07/2022	SW-846:8270E	Di-n-octylphthalate	117-84-0	INIT	REG	UF	N	0.302	0.302	10.1	
Between E252 and Water at Beta	03/11/2022	SW-846:8270E	Di-n-octylphthalate	117-84-0	INIT	REG	UF	N	0.300	0.300	10.0	
Bulldog Spring	03/08/2022	SW-846:8270E	Di-n-octylphthalate	117-84-0	INIT	REG	UF	N	0.296	0.296	9.87	
Burning Ground Spring	03/05/2022	SW-846:8270E	Di-n-octylphthalate	117-84-0	INIT	REG	UF	N	0.316	0.316	10.5	
CDV-16-02659	03/07/2022	SW-846:8270E	Di-n-octylphthalate	117-84-0	INIT	REG	UF	N	0.300	0.300	10.0	
CDV-16-611937	03/07/2022	SW-846:8270E	Di-n-octylphthalate	117-84-0	INIT	REG	UF	N	0.296	0.296	9.88	
Paj bel S-N Anch E Basin conf	03/08/2022	SW-846:8270E	Di-n-octylphthalate	117-84-0	INIT	REG	UF	N	0.295	0.295	9.83	
16-61439	03/07/2022	SW-846:8270E	Dinoseb	88-85-7	INIT	REG	UF	N	3.02	3.02	10.1	
Between E252 and Water at Beta	03/11/2022	SW-846:8270E	Dinoseb	88-85-7	INIT	REG	UF	N	3.00	3.00	10.0	
Bulldog Spring	03/08/2022	SW-846:8270E	Dinoseb	88-85-7	INIT	REG	UF	N	2.96	2.96	9.87	
Burning Ground Spring	03/05/2022	SW-846:8270E	Dinoseb	88-85-7	INIT	REG	UF	N	3.16	3.16	10.5	
CDV-16-02659	03/07/2022	SW-846:8270E	Dinoseb	88-85-7	INIT	REG	UF	N	3.00	3.00	10.0	
CDV-16-611937	03/07/2022	SW-846:8270E	Dinoseb	88-85-7	INIT	REG	UF	N	2.96	2.96	9.88	
Paj bel S-N Anch E Basin conf	03/08/2022	SW-846:8270E	Dinoseb	88-85-7	INIT	REG	UF	N	2.95	2.95	9.83	
16-61439	03/07/2022	SW-846:8270E	Dioxane[1,4-]	123-91-1	INIT	REG	UF	N	3.02	3.02	10.1	
16-61439	03/07/2022	EPA:300.0	Chloride	Cl(-1)	INIT	REG	F	Y	29.0	0.335	1.00	
Between E252 and Water at Beta	03/11/2022	SW-846:8270E	Dioxane[1,4-]	123-91-1	INIT	REG	UF	N	3.00	3.00	10.0	
Between E252 and Water at Beta	03/11/2022	EPA:300.0	Chloride	Cl(-1)	INIT	REG	F	Y	13.7	0.134	0.400	
Bulldog Spring	03/08/2022	SW-846:8270E	Dioxane[1,4-]	123-91-1	INIT	REG	UF	N	2.96	2.96	9.87	
Burning Ground Spring	03/05/2022	SW-846:8270E	Dioxane[1,4-]	123-91-1	INIT	REG	UF	N	3.16	3.16	10.5	
Bulldog Spring	03/08/2022	EPA:300.0	Chloride	Cl(-1)	INIT	REG	F	Y	25.2	0.335	1.00	
CDV-16-02659	03/07/2022	SW-846:8270E	Dioxane[1,4-]	123-91-1	INIT	REG	UF	N	3.00	3.00	10.0	
CDV-16-611937	03/07/2022	SW-846:8270E	Dioxane[1,4-]	123-91-1	INIT	REG	UF	N	2.96	2.96	9.88	
Paj bel S-N Anch E Basin conf	03/08/2022	SW-846:8270E	Dioxane[1,4-]	123-91-1	INIT	REG	UF	N	2.95	2.95	9.83	
Burning Ground Spring	03/05/2022	EPA:300.0	Chloride	Cl(-1)	INIT	REG	F	Y	37.0	0.335	1.00	
16-61439	03/07/2022	SW-846:8270E	Diphenylamine	122-39-4	INIT	REG	UF	N	3.02	3.02	10.1	
Between E252 and Water at Beta	03/11/2022	SW-846:8270E	Diphenylamine	122-39-4	INIT	REG	UF	N	3.00	3.00	10.0	
Bulldog Spring	03/08/2022	SW-846:8270E	Diphenylamine	122-39-4	INIT	REG	UF	N	2.96	2.96	9.87	
Burning Ground Spring	03/05/2022	SW-846:8270E	Diphenylamine	122-39-4	INIT	REG	UF	N	3.16	3.16	10.5	
CDV-16-02659	03/07/2022	SW-846:8270E	Diphenylamine	122-39-4	INIT	REG	UF	N	3.00	3.00	10.0	
CDV-16-611937	03/07/2022	SW-846:8270E	Diphenylamine	122-39-4	INIT	REG	UF	N	2.96	2.96	9.88	
Paj bel S-N Anch E Basin conf	03/08/2022	SW-846:8270E	Diphenylamine	122-39-4	INIT	REG	UF	N	2.95	2.95	9.83	
CDV-16-02659	03/07/2022	EPA:300.0	Chloride	Cl(-1)	INIT	REG	F	Y	29.9	0.335	1.00	
Between E252 and Water at Beta	03/11/2022	SW-846:8330B	DNX	DNX	INIT	REG	UF	N	0.0783	0.0783	0.245	
Bulldog Spring	03/08/2022	SW-846:8330B	DNX	DNX	INIT	REG	UF	N	0.0796	0.0796	0.249	

Location ID	Sample Date	Lab Method	Parameter Name	Parameter Code	Analysis Type Code	Sample Purpose	Field Preparation Code	Detected	Report Result	Report Method Detection Limit	Report Detection Limit	Report Uncertainty
CDV-16-611937	03/07/2022	EPA:300.0	Chloride	Cl(-1)	INIT	REG	F	Y	30.1	0.335	1.00	
CDV-16-02656	03/05/2022	SW-846:8330B	DNX	DNX	INIT	REG	UF	N	0.0869	0.0869	0.272	
Paj bel S-N Anch E Basin conf	03/08/2022	EPA:300.0	Chloride	Cl(-1)	INIT	REG	F	Y	37.7	0.335	1.00	
CDV-16-611937	03/07/2022	SW-846:8330B	DNX	DNX	INIT	REG	UF	N	0.0778	0.0778	0.243	
Paj bel S-N Anch E Basin conf	03/08/2022	SW-846:8330B	DNX	DNX	INIT	REG	UF	N	0.0773	0.0773	0.241	
16-61439	03/07/2022	SW-846:8260D	Ethyl Methacrylate	97-63-2	INIT	REG	UF	N	1.67	1.67	5.00	
16-61439	03/07/2022	SW-846:8260D	Ethyl Methacrylate	97-63-2	INIT	FTB	UF	N	1.67	1.67	5.00	
Between E252 and Water at Beta	03/11/2022	SW-846:8260D	Ethyl Methacrylate	97-63-2	INIT	FTB	UF	N	1.67	1.67	5.00	
Between E252 and Water at Beta	03/11/2022	SW-846:8260D	Ethyl Methacrylate	97-63-2	INIT	REG	UF	N	1.67	1.67	5.00	
Bulldog Spring	03/08/2022	SW-846:8260D	Ethyl Methacrylate	97-63-2	INIT	FTB	UF	N	1.67	1.67	5.00	
Bulldog Spring	03/08/2022	SW-846:8260D	Ethyl Methacrylate	97-63-2	INIT	REG	UF	N	1.67	1.67	5.00	
Burning Ground Spring	03/05/2022	SW-846:8260D	Ethyl Methacrylate	97-63-2	INIT	FTB	UF	N	1.67	1.67	5.00	
Burning Ground Spring	03/05/2022	SW-846:8260D	Ethyl Methacrylate	97-63-2	INIT	REG	UF	N	1.67	1.67	5.00	
CDV-16-02659	03/07/2022	SW-846:8260D	Ethyl Methacrylate	97-63-2	INIT	FTB	UF	N	1.67	1.67	5.00	
CDV-16-02659	03/07/2022	SW-846:8260D	Ethyl Methacrylate	97-63-2	INIT	REG	UF	N	1.67	1.67	5.00	
CDV-16-611937	03/07/2022	SW-846:8260D	Ethyl Methacrylate	97-63-2	INIT	REG	UF	N	1.67	1.67	5.00	
CDV-16-611937	03/07/2022	SW-846:8260D	Ethyl Methacrylate	97-63-2	INIT	FTB	UF	N	1.67	1.67	5.00	
Paj bel S-N Anch E Basin conf	03/08/2022	SW-846:8260D	Ethyl Methacrylate	97-63-2	INIT	FTB	UF	N	1.67	1.67	5.00	
Paj bel S-N Anch E Basin conf	03/08/2022	SW-846:8260D	Ethyl Methacrylate	97-63-2	INIT	REG	UF	N	1.67	1.67	5.00	
16-61439	03/07/2022	SW-846:8260D	Ethylbenzene	100-41-4	INIT	REG	UF	N	0.333	0.333	1.00	
16-61439	03/07/2022	SW-846:8260D	Ethylbenzene	100-41-4	INIT	FTB	UF	N	0.333	0.333	1.00	
Between E252 and Water at Beta	03/11/2022	SW-846:8260D	Ethylbenzene	100-41-4	INIT	FTB	UF	N	0.333	0.333	1.00	
Between E252 and Water at Beta	03/11/2022	SW-846:8260D	Ethylbenzene	100-41-4	INIT	REG	UF	N	0.333	0.333	1.00	
Bulldog Spring	03/08/2022	SW-846:8260D	Ethylbenzene	100-41-4	INIT	REG	UF	N	0.333	0.333	1.00	
Bulldog Spring	03/08/2022	SW-846:8260D	Ethylbenzene	100-41-4	INIT	FTB	UF	N	0.333	0.333	1.00	
Burning Ground Spring	03/05/2022	SW-846:8260D	Ethylbenzene	100-41-4	INIT	FTB	UF	N	0.333	0.333	1.00	
Burning Ground Spring	03/05/2022	SW-846:8260D	Ethylbenzene	100-41-4	INIT	REG	UF	N	0.333	0.333	1.00	
CDV-16-02659	03/07/2022	SW-846:8260D	Ethylbenzene	100-41-4	INIT	REG	UF	N	0.333	0.333	1.00	
CDV-16-02659	03/07/2022	SW-846:8260D	Ethylbenzene	100-41-4	INIT	FTB	UF	N	0.333	0.333	1.00	
CDV-16-611937	03/07/2022	SW-846:8260D	Ethylbenzene	100-41-4	INIT	REG	UF	N	0.333	0.333	1.00	
CDV-16-611937	03/07/2022	SW-846:8260D	Ethylbenzene	100-41-4	INIT	FTB	UF	N	0.333	0.333	1.00	
Paj bel S-N Anch E Basin conf	03/08/2022	SW-846:8260D	Ethylbenzene	100-41-4	INIT	FTB	UF	N	0.333	0.333	1.00	
Paj bel S-N Anch E Basin conf	03/08/2022	SW-846:8260D	Ethylbenzene	100-41-4	INIT	REG	UF	N	0.333	0.333	1.00	
16-61439	03/07/2022	SW-846:8270E	Fluoranthene	206-44-0	INIT	REG	UF	N	0.302	0.302	1.01	
Between E252 and Water at Beta	03/11/2022	SW-846:8270E	Fluoranthene	206-44-0	INIT	REG	UF	N	0.300	0.300	1.00	
Bulldog Spring	03/08/2022	SW-846:8270E	Fluoranthene	206-44-0	INIT	REG	UF	N	0.296	0.296	0.987	
Burning Ground Spring	03/05/2022	SW-846:8270E	Fluoranthene	206-44-0	INIT	REG	UF	N	0.316	0.316	1.05	
CDV-16-02659	03/07/2022	SW-846:8270E	Fluoranthene	206-44-0	INIT	REG	UF	N	0.300	0.300	1.00	
CDV-16-611937	03/07/2022	SW-846:8270E	Fluoranthene	206-44-0	INIT	REG	UF	N	0.296	0.296	0.988	
Paj bel S-N Anch E Basin conf	03/08/2022	SW-846:8270E	Fluoranthene	206-44-0	INIT	REG	UF	N	0.295	0.295	0.983	
16-61439	03/07/2022	SW-846:8270E	Fluorene	86-73-7	INIT	REG	UF	N	0.302	0.302	1.01	
Between E252 and Water at Beta	03/11/2022	SW-846:8270E	Fluorene	86-73-7	INIT	REG	UF	N	0.300	0.300	1.00	
Bulldog Spring	03/08/2022	SW-846:8270E	Fluorene	86-73-7	INIT	REG	UF	N	0.296	0.296	0.987	
Burning Ground Spring	03/05/2022	SW-846:8270E	Fluorene	86-73-7	INIT	REG	UF	N	0.316	0.316	1.05	

Location ID	Sample Date	Lab Method	Parameter Name	Parameter Code	Analysis Type Code	Sample Purpose	Field Preparation Code	Detected	Report Result	Report Method Detection Limit	Report Detection Limit	Report Uncertainty
CDV-16-02659	03/07/2022	SW-846:8270E	Fluorene	86-73-7	INIT	REG	UF	N	0.300	0.300	1.00	
CDV-16-611937	03/07/2022	SW-846:8270E	Fluorene	86-73-7	INIT	REG	UF	N	0.296	0.296	0.988	
Paj bel S-N Anch E Basin conf	03/08/2022	SW-846:8270E	Fluorene	86-73-7	INIT	REG	UF	N	0.295	0.295	0.983	
16-61439	03/07/2022	SW-846:8270E_SIM	Dioxane[1,4-]	123-91-1	INIT	REG	UF	Y	2.14	0.100	0.400	
Between E252 and Water at Beta	03/11/2022	SW-846:8270E_SIM	Dioxane[1,4-]	123-91-1	INIT	REG	UF	Y	0.139	0.100	0.400	
Bulldog Spring	03/08/2022	SW-846:8270E_SIM	Dioxane[1,4-]	123-91-1	INIT	REG	UF	Y	0.169	0.100	0.400	
Burning Ground Spring	03/05/2022	SW-846:8270E_SIM	Dioxane[1,4-]	123-91-1	INIT	REG	UF	Y	2.28	0.100	0.400	
CDV-16-02659	03/07/2022	SW-846:8270E_SIM	Dioxane[1,4-]	123-91-1	INIT	REG	UF	Y	1.48	0.100	0.400	
Paj bel S-N Anch E Basin conf	03/08/2022	SW-846:8270E_SIM	Dioxane[1,4-]	123-91-1	INIT	REG	UF	Y	0.111	0.100	0.400	
16-61439	03/07/2022	SW-846:8330B	DNX	DNX	INIT	REG	UF	Y	0.202	0.0782	0.244	
Burning Ground Spring	03/05/2022	SW-846:8330B	DNX	DNX	INIT	REG	UF	Y	0.0915	0.0832	0.260	
16-61439	03/07/2022	EPA:900.0	Gross alpha	GROSSA	INIT	REG	UF	N	0.721			0.616
Between E252 and Water at Beta	03/11/2022	EPA:900.0	Gross alpha	GROSSA	INIT	REG	UF	N	-0.752			0.588
Bulldog Spring	03/08/2022	EPA:900.0	Gross alpha	GROSSA	INIT	REG	UF	N	0.886			0.775
Burning Ground Spring	03/05/2022	EPA:900.0	Gross alpha	GROSSA	INIT	REG	UF	N	2.14			0.949
CDV-16-02659	03/07/2022	EPA:900.0	Gross alpha	GROSSA	INIT	REG	UF	N	-0.297			0.352
Paj bel S-N Anch E Basin conf	03/08/2022	EPA:900.0	Gross alpha	GROSSA	INIT	REG	UF	N	-0.196			0.391
CDV-16-02659	03/07/2022	SW-846:8330B	DNX	DNX	INIT	REG	UF	Y	0.101	0.0789	0.247	
Between E252 and Water at Beta	03/11/2022	EPA:900.0	Gross beta	GROSSB	INIT	REG	UF	N	1.75			0.826
16-61439	03/07/2022	EPA:300.0	Fluoride	F(-1)	INIT	REG	F	Y	0.197	0.0330	0.100	
Between E252 and Water at Beta	03/11/2022	EPA:300.0	Fluoride	F(-1)	INIT	REG	F	Y	0.134	0.0330	0.100	
Bulldog Spring	03/08/2022	EPA:300.0	Fluoride	F(-1)	INIT	REG	F	Y	0.371	0.0330	0.100	
Burning Ground Spring	03/05/2022	EPA:300.0	Fluoride	F(-1)	INIT	REG	F	Y	0.279	0.0330	0.100	
CDV-16-02659	03/07/2022	EPA:300.0	Fluoride	F(-1)	INIT	REG	F	Y	0.202	0.0330	0.100	
CDV-16-611937	03/07/2022	EPA:300.0	Fluoride	F(-1)	INIT	REG	F	Y	0.134	0.0330	0.100	
Paj bel S-N Anch E Basin conf	03/08/2022	EPA:300.0	Fluoride	F(-1)	INIT	REG	F	Y	0.108	0.0330	0.100	
16-61439	03/07/2022	EPA:900.0	Gross beta	GROSSB	INIT	REG	UF	Y	4.33			0.988
Bulldog Spring	03/08/2022	EPA:900.0	Gross beta	GROSSB	INIT	REG	UF	Y	4.01			0.996
Burning Ground Spring	03/05/2022	EPA:900.0	Gross beta	GROSSB	INIT	REG	UF	Y	3.34			0.894
CDV-16-02659	03/07/2022	EPA:900.0	Gross beta	GROSSB	INIT	REG	UF	Y	3.51			1.02
Paj bel S-N Anch E Basin conf	03/08/2022	EPA:900.0	Gross beta	GROSSB	INIT	REG	UF	Y	3.09			0.787
16-61439	03/07/2022	SM:A2340B	Hardness	HARDNESS	INIT	REG	F	Y	68.6	0.453	1.24	
16-61439	03/07/2022	SW-846:8270E	Hexachlorobenzene	118-74-1	INIT	REG	UF	N	3.02	3.02	10.1	
Between E252 and Water at Beta	03/11/2022	SW-846:8270E	Hexachlorobenzene	118-74-1	INIT	REG	UF	N	3.00	3.00	10.0	
Bulldog Spring	03/08/2022	SW-846:8270E	Hexachlorobenzene	118-74-1	INIT	REG	UF	N	2.96	2.96	9.87	
Burning Ground Spring	03/05/2022	SW-846:8270E	Hexachlorobenzene	118-74-1	INIT	REG	UF	N	3.16	3.16	10.5	
CDV-16-02659	03/07/2022	SW-846:8270E	Hexachlorobenzene	118-74-1	INIT	REG	UF	N	3.00	3.00	10.0	
CDV-16-611937	03/07/2022	SW-846:8270E	Hexachlorobenzene	118-74-1	INIT	REG	UF	N	2.96	2.96	9.88	
Paj bel S-N Anch E Basin conf	03/08/2022	SW-846:8270E	Hexachlorobenzene	118-74-1	INIT	REG	UF	N	2.95	2.95	9.83	
16-61439	03/07/2022	SW-846:8260D	Hexachlorobutadiene	87-68-3	INIT	REG	UF	N	0.333	0.333	1.00	
16-61439	03/07/2022	SW-846:8260D	Hexachlorobutadiene	87-68-3	INIT	FTB	UF	N	0.333	0.333	1.00	
16-61439	03/07/2022	SW-846:8270E	Hexachlorobutadiene	87-68-3	INIT	REG	UF	N	3.02	3.02	10.1	
Between E252 and Water at Beta	03/11/2022	SW-846:8260D	Hexachlorobutadiene	87-68-3	INIT	FTB	UF	N	0.333	0.333	1.00	
Between E252 and Water at Beta	03/11/2022	SW-846:8260D	Hexachlorobutadiene	87-68-3	INIT	REG	UF	N	0.333	0.333	1.00	

Location ID	Sample Date	Lab Method	Parameter Name	Parameter Code	Analysis Type Code	Sample Purpose	Field Preparation Code	Detected	Report Result	Report Method Detection Limit	Report Detection Limit	Report Uncertainty
Between E252 and Water at Beta	03/11/2022	SW-846:8270E	Hexachlorobutadiene	87-68-3	INIT	REG	UF	N	3.00	3.00	10.0	
Bulldog Spring	03/08/2022	SW-846:8260D	Hexachlorobutadiene	87-68-3	INIT	REG	UF	N	0.333	0.333	1.00	
Bulldog Spring	03/08/2022	SW-846:8260D	Hexachlorobutadiene	87-68-3	INIT	FTB	UF	N	0.333	0.333	1.00	
Bulldog Spring	03/08/2022	SW-846:8270E	Hexachlorobutadiene	87-68-3	INIT	REG	UF	N	2.96	2.96	9.87	
Burning Ground Spring	03/05/2022	SW-846:8260D	Hexachlorobutadiene	87-68-3	INIT	FTB	UF	N	0.333	0.333	1.00	
Burning Ground Spring	03/05/2022	SW-846:8260D	Hexachlorobutadiene	87-68-3	INIT	REG	UF	N	0.333	0.333	1.00	
Burning Ground Spring	03/05/2022	SW-846:8270E	Hexachlorobutadiene	87-68-3	INIT	REG	UF	N	3.16	3.16	10.5	
CDV-16-02659	03/07/2022	SW-846:8260D	Hexachlorobutadiene	87-68-3	INIT	REG	UF	N	0.333	0.333	1.00	
CDV-16-02659	03/07/2022	SW-846:8260D	Hexachlorobutadiene	87-68-3	INIT	FTB	UF	N	0.333	0.333	1.00	
CDV-16-02659	03/07/2022	SW-846:8270E	Hexachlorobutadiene	87-68-3	INIT	REG	UF	N	3.00	3.00	10.0	
CDV-16-611937	03/07/2022	SW-846:8260D	Hexachlorobutadiene	87-68-3	INIT	REG	UF	N	0.333	0.333	1.00	
CDV-16-611937	03/07/2022	SW-846:8260D	Hexachlorobutadiene	87-68-3	INIT	FTB	UF	N	0.333	0.333	1.00	
CDV-16-611937	03/07/2022	SW-846:8270E	Hexachlorobutadiene	87-68-3	INIT	REG	UF	N	2.96	2.96	9.88	
Paj bel S-N Anch E Basin conf	03/08/2022	SW-846:8260D	Hexachlorobutadiene	87-68-3	INIT	FTB	UF	N	0.333	0.333	1.00	
Paj bel S-N Anch E Basin conf	03/08/2022	SW-846:8260D	Hexachlorobutadiene	87-68-3	INIT	REG	UF	N	0.333	0.333	1.00	
Paj bel S-N Anch E Basin conf	03/08/2022	SW-846:8270E	Hexachlorobutadiene	87-68-3	INIT	REG	UF	N	2.95	2.95	9.83	
16-61439	03/07/2022	SW-846:8270E	Hexachlorocyclopentadiene	77-47-4	INIT	REG	UF	N	3.02	3.02	10.1	
Between E252 and Water at Beta	03/11/2022	SW-846:8270E	Hexachlorocyclopentadiene	77-47-4	INIT	REG	UF	N	3.00	3.00	10.0	
Bulldog Spring	03/08/2022	SW-846:8270E	Hexachlorocyclopentadiene	77-47-4	INIT	REG	UF	N	2.96	2.96	9.87	
Burning Ground Spring	03/05/2022	SW-846:8270E	Hexachlorocyclopentadiene	77-47-4	INIT	REG	UF	N	3.16	3.16	10.5	
CDV-16-02659	03/07/2022	SW-846:8270E	Hexachlorocyclopentadiene	77-47-4	INIT	REG	UF	N	3.00	3.00	10.0	
CDV-16-611937	03/07/2022	SW-846:8270E	Hexachlorocyclopentadiene	77-47-4	INIT	REG	UF	N	2.96	2.96	9.88	
Paj bel S-N Anch E Basin conf	03/08/2022	SW-846:8270E	Hexachlorocyclopentadiene	77-47-4	INIT	REG	UF	N	2.95	2.95	9.83	
16-61439	03/07/2022	SW-846:8270E	Hexachloroethane	67-72-1	INIT	REG	UF	N	3.02	3.02	10.1	
Between E252 and Water at Beta	03/11/2022	SW-846:8270E	Hexachloroethane	67-72-1	INIT	REG	UF	N	3.00	3.00	10.0	
Bulldog Spring	03/08/2022	SW-846:8270E	Hexachloroethane	67-72-1	INIT	REG	UF	N	2.96	2.96	9.87	
Burning Ground Spring	03/05/2022	SW-846:8270E	Hexachloroethane	67-72-1	INIT	REG	UF	N	3.16	3.16	10.5	
CDV-16-02659	03/07/2022	SW-846:8270E	Hexachloroethane	67-72-1	INIT	REG	UF	N	3.00	3.00	10.0	
CDV-16-611937	03/07/2022	SW-846:8270E	Hexachloroethane	67-72-1	INIT	REG	UF	N	2.96	2.96	9.88	
Paj bel S-N Anch E Basin conf	03/08/2022	SW-846:8270E	Hexachloroethane	67-72-1	INIT	REG	UF	N	2.95	2.95	9.83	
16-61439	03/07/2022	SW-846:8260D	Hexanone[2-]	591-78-6	INIT	REG	UF	N	1.67	1.67	5.00	
16-61439	03/07/2022	SW-846:8260D	Hexanone[2-]	591-78-6	INIT	FTB	UF	N	1.67	1.67	5.00	
Between E252 and Water at Beta	03/11/2022	SW-846:8260D	Hexanone[2-]	591-78-6	INIT	REG	UF	N	1.67	1.67	5.00	
Between E252 and Water at Beta	03/11/2022	SW-846:8260D	Hexanone[2-]	591-78-6	INIT	FTB	UF	N	1.67	1.67	5.00	
Bulldog Spring	03/08/2022	SW-846:8260D	Hexanone[2-]	591-78-6	INIT	FTB	UF	N	1.67	1.67	5.00	
Bulldog Spring	03/08/2022	SW-846:8260D	Hexanone[2-]	591-78-6	INIT	REG	UF	N	1.67	1.67	5.00	
Burning Ground Spring	03/05/2022	SW-846:8260D	Hexanone[2-]	591-78-6	INIT	FTB	UF	N	1.67	1.67	5.00	
Burning Ground Spring	03/05/2022	SW-846:8260D	Hexanone[2-]	591-78-6	INIT	REG	UF	N	1.67	1.67	5.00	
CDV-16-02659	03/07/2022	SW-846:8260D	Hexanone[2-]	591-78-6	INIT	FTB	UF	N	1.67	1.67	5.00	
CDV-16-02659	03/07/2022	SW-846:8260D	Hexanone[2-]	591-78-6	INIT	REG	UF	N	1.67	1.67	5.00	
CDV-16-611937	03/07/2022	SW-846:8260D	Hexanone[2-]	591-78-6	INIT	REG	UF	N	1.67	1.67	5.00	
CDV-16-611937	03/07/2022	SW-846:8260D	Hexanone[2-]	591-78-6	INIT	FTB	UF	N	1.67	1.67	5.00	
Paj bel S-N Anch E Basin conf	03/08/2022	SW-846:8260D	Hexanone[2-]	591-78-6	INIT	REG	UF	N	1.67	1.67	5.00	
Paj bel S-N Anch E Basin conf	03/08/2022	SW-846:8260D	Hexanone[2-]	591-78-6	INIT	FTB	UF	N	1.67	1.67	5.00	

Location ID	Sample Date	Lab Method	Parameter Name	Parameter Code	Analysis Type Code	Sample Purpose	Field Preparation Code	Detected	Report Result	Report Method Detection Limit	Report Detection Limit	Report Uncertainty
Between E252 and Water at Beta	03/11/2022	SM:A2340B	Hardness	HARDNESS	INIT	REG	F	Y	39.3	0.453	1.24	
Between E252 and Water at Beta	03/11/2022	SW-846:8330B	HMX	2691-41-0	INIT	REG	UF	N	0.0783	0.0783	0.245	
Between E252 and Water at Beta	03/11/2022	SM:A2340B	Hardness	HARDNESS	INIT	REG	UF	Y	38.4	0.453	1.24	
Bulldog Spring	03/08/2022	SM:A2340B	Hardness	HARDNESS	INIT	REG	F	Y	78.6	0.453	1.24	
CDV-16-02656	03/05/2022	SW-846:8330B	HMX	2691-41-0	INIT	REG	UF	N	0.0869	0.0869	0.272	
Burning Ground Spring	03/05/2022	SM:A2340B	Hardness	HARDNESS	INIT	REG	F	Y	81.5	0.453	1.24	
CDV-16-02659	03/07/2022	SM:A2340B	Hardness	HARDNESS	INIT	REG	F	Y	63.7	0.453	1.24	
16-61439	03/07/2022	SW-846:8270E	Indeno(1,2,3-cd)pyrene	193-39-5	INIT	REG	UF	N	0.302	0.302	1.01	
Between E252 and Water at Beta	03/11/2022	SW-846:8270E	Indeno(1,2,3-cd)pyrene	193-39-5	INIT	REG	UF	N	0.300	0.300	1.00	
Bulldog Spring	03/08/2022	SW-846:8270E	Indeno(1,2,3-cd)pyrene	193-39-5	INIT	REG	UF	N	0.296	0.296	0.987	
Burning Ground Spring	03/05/2022	SW-846:8270E	Indeno(1,2,3-cd)pyrene	193-39-5	INIT	REG	UF	N	0.316	0.316	1.05	
CDV-16-02659	03/07/2022	SW-846:8270E	Indeno(1,2,3-cd)pyrene	193-39-5	INIT	REG	UF	N	0.300	0.300	1.00	
CDV-16-611937	03/07/2022	SW-846:8270E	Indeno(1,2,3-cd)pyrene	193-39-5	INIT	REG	UF	N	0.296	0.296	0.988	
Paj bel S-N Anch E Basin conf	03/08/2022	SW-846:8270E	Indeno(1,2,3-cd)pyrene	193-39-5	INIT	REG	UF	N	0.295	0.295	0.983	
16-61439	03/07/2022	SW-846:8260D	Iodomethane	74-88-4	INIT	REG	UF	N	1.67	1.67	5.00	
16-61439	03/07/2022	SW-846:8260D	Iodomethane	74-88-4	INIT	FTB	UF	N	1.67	1.67	5.00	
Between E252 and Water at Beta	03/11/2022	SW-846:8260D	Iodomethane	74-88-4	INIT	FTB	UF	N	1.67	1.67	5.00	
Between E252 and Water at Beta	03/11/2022	SW-846:8260D	Iodomethane	74-88-4	INIT	REG	UF	N	1.67	1.67	5.00	
Bulldog Spring	03/08/2022	SW-846:8260D	Iodomethane	74-88-4	INIT	FTB	UF	N	1.67	1.67	5.00	
Bulldog Spring	03/08/2022	SW-846:8260D	Iodomethane	74-88-4	INIT	REG	UF	N	1.67	1.67	5.00	
Burning Ground Spring	03/05/2022	SW-846:8260D	Iodomethane	74-88-4	INIT	FTB	UF	N	1.67	1.67	5.00	
Burning Ground Spring	03/05/2022	SW-846:8260D	Iodomethane	74-88-4	INIT	REG	UF	N	1.67	1.67	5.00	
CDV-16-02659	03/07/2022	SW-846:8260D	Iodomethane	74-88-4	INIT	FTB	UF	N	1.67	1.67	5.00	
CDV-16-02659	03/07/2022	SW-846:8260D	Iodomethane	74-88-4	INIT	REG	UF	N	1.67	1.67	5.00	
CDV-16-611937	03/07/2022	SW-846:8260D	Iodomethane	74-88-4	INIT	REG	UF	N	1.67	1.67	5.00	
CDV-16-611937	03/07/2022	SW-846:8260D	Iodomethane	74-88-4	INIT	FTB	UF	N	1.67	1.67	5.00	
Paj bel S-N Anch E Basin conf	03/08/2022	SW-846:8260D	Iodomethane	74-88-4	INIT	REG	UF	N	1.67	1.67	5.00	
Paj bel S-N Anch E Basin conf	03/08/2022	SW-846:8260D	Iodomethane	74-88-4	INIT	FTB	UF	N	1.67	1.67	5.00	
CDV-16-611937	03/07/2022	SM:A2340B	Hardness	HARDNESS	INIT	REG	F	Y	34.7	0.453	1.24	
Paj bel S-N Anch E Basin conf	03/08/2022	SM:A2340B	Hardness	HARDNESS	INIT	REG	F	Y	56.9	0.453	1.24	
Paj bel S-N Anch E Basin conf	03/08/2022	SM:A2340B	Hardness	HARDNESS	INIT	REG	UF	Y	57.6	0.453	1.24	
16-61439	03/07/2022	SW-846:8330B	HMX	2691-41-0	INIT	REG	UF	Y	2.18	0.0782	0.244	
Burning Ground Spring	03/05/2022	SW-846:6010D	Iron	Fe	INIT	REG	F	N	30.0	30.0	100	
Bulldog Spring	03/08/2022	SW-846:8330B	HMX	2691-41-0	INIT	REG	UF	Y	5.63	0.0796	0.249	
Burning Ground Spring	03/05/2022	SW-846:8330B	HMX	2691-41-0	INIT	REG	UF	Y	1.74	0.0832	0.260	
CDV-16-02659	03/07/2022	SW-846:8330B	HMX	2691-41-0	INIT	REG	UF	Y	5.93	0.0789	0.247	
16-61439	03/07/2022	SW-846:8260D	Isobutyl alcohol	78-83-1	INIT	REG	UF	N	16.7	16.7	50.0	
16-61439	03/07/2022	SW-846:8260D	Isobutyl alcohol	78-83-1	INIT	FTB	UF	N	16.7	16.7	50.0	
Between E252 and Water at Beta	03/11/2022	SW-846:8260D	Isobutyl alcohol	78-83-1	INIT	FTB	UF	N	16.7	16.7	50.0	
Between E252 and Water at Beta	03/11/2022	SW-846:8260D	Isobutyl alcohol	78-83-1	INIT	REG	UF	N	16.7	16.7	50.0	
Bulldog Spring	03/08/2022	SW-846:8260D	Isobutyl alcohol	78-83-1	INIT	REG	UF	N	16.7	16.7	50.0	
Bulldog Spring	03/08/2022	SW-846:8260D	Isobutyl alcohol	78-83-1	INIT	FTB	UF	N	16.7	16.7	50.0	
Burning Ground Spring	03/05/2022	SW-846:8260D	Isobutyl alcohol	78-83-1	INIT	FTB	UF	N	16.7	16.7	50.0	
Burning Ground Spring	03/05/2022	SW-846:8260D	Isobutyl alcohol	78-83-1	INIT	REG	UF	N	16.7	16.7	50.0	

Location ID	Sample Date	Lab Method	Parameter Name	Parameter Code	Analysis Type Code	Sample Purpose	Field Preparation Code	Detected	Report Result	Report Method Detection Limit	Report Detection Limit	Report Uncertainty
CDV-16-02659	03/07/2022	SW-846:8260D	Isobutyl alcohol	78-83-1	INIT	REG	UF	N	16.7	16.7	50.0	
CDV-16-02659	03/07/2022	SW-846:8260D	Isobutyl alcohol	78-83-1	INIT	FTB	UF	N	16.7	16.7	50.0	
CDV-16-611937	03/07/2022	SW-846:8260D	Isobutyl alcohol	78-83-1	INIT	REG	UF	N	16.7	16.7	50.0	
CDV-16-611937	03/07/2022	SW-846:8260D	Isobutyl alcohol	78-83-1	INIT	FTB	UF	N	16.7	16.7	50.0	
Paj bel S-N Anch E Basin conf	03/08/2022	SW-846:8260D	Isobutyl alcohol	78-83-1	INIT	FTB	UF	N	16.7	16.7	50.0	
Paj bel S-N Anch E Basin conf	03/08/2022	SW-846:8260D	Isobutyl alcohol	78-83-1	INIT	REG	UF	N	16.7	16.7	50.0	
16-61439	03/07/2022	SW-846:8270E	Isophorone	78-59-1	INIT	REG	UF	N	3.52	3.52	10.1	
Between E252 and Water at Beta	03/11/2022	SW-846:8270E	Isophorone	78-59-1	INIT	REG	UF	N	3.50	3.50	10.0	
Bulldog Spring	03/08/2022	SW-846:8270E	Isophorone	78-59-1	INIT	REG	UF	N	3.45	3.45	9.87	
Burning Ground Spring	03/05/2022	SW-846:8270E	Isophorone	78-59-1	INIT	REG	UF	N	3.68	3.68	10.5	
CDV-16-02659	03/07/2022	SW-846:8270E	Isophorone	78-59-1	INIT	REG	UF	N	3.50	3.50	10.0	
CDV-16-611937	03/07/2022	SW-846:8270E	Isophorone	78-59-1	INIT	REG	UF	N	3.46	3.46	9.88	
Paj bel S-N Anch E Basin conf	03/08/2022	SW-846:8270E	Isophorone	78-59-1	INIT	REG	UF	N	3.44	3.44	9.83	
16-61439	03/07/2022	SW-846:8260D	Isopropylbenzene	98-82-8	INIT	REG	UF	N	0.333	0.333	1.00	
16-61439	03/07/2022	SW-846:8260D	Isopropylbenzene	98-82-8	INIT	FTB	UF	N	0.333	0.333	1.00	
Between E252 and Water at Beta	03/11/2022	SW-846:8260D	Isopropylbenzene	98-82-8	INIT	FTB	UF	N	0.333	0.333	1.00	
Between E252 and Water at Beta	03/11/2022	SW-846:8260D	Isopropylbenzene	98-82-8	INIT	REG	UF	N	0.333	0.333	1.00	
Bulldog Spring	03/08/2022	SW-846:8260D	Isopropylbenzene	98-82-8	INIT	FTB	UF	N	0.333	0.333	1.00	
Bulldog Spring	03/08/2022	SW-846:8260D	Isopropylbenzene	98-82-8	INIT	REG	UF	N	0.333	0.333	1.00	
Burning Ground Spring	03/05/2022	SW-846:8260D	Isopropylbenzene	98-82-8	INIT	FTB	UF	N	0.333	0.333	1.00	
Burning Ground Spring	03/05/2022	SW-846:8260D	Isopropylbenzene	98-82-8	INIT	REG	UF	N	0.333	0.333	1.00	
CDV-16-02659	03/07/2022	SW-846:8260D	Isopropylbenzene	98-82-8	INIT	FTB	UF	N	0.333	0.333	1.00	
CDV-16-02659	03/07/2022	SW-846:8260D	Isopropylbenzene	98-82-8	INIT	REG	UF	N	0.333	0.333	1.00	
CDV-16-611937	03/07/2022	SW-846:8260D	Isopropylbenzene	98-82-8	INIT	REG	UF	N	0.333	0.333	1.00	
CDV-16-611937	03/07/2022	SW-846:8260D	Isopropylbenzene	98-82-8	INIT	FTB	UF	N	0.333	0.333	1.00	
Paj bel S-N Anch E Basin conf	03/08/2022	SW-846:8260D	Isopropylbenzene	98-82-8	INIT	FTB	UF	N	0.333	0.333	1.00	
Paj bel S-N Anch E Basin conf	03/08/2022	SW-846:8260D	Isopropylbenzene	98-82-8	INIT	REG	UF	N	0.333	0.333	1.00	
16-61439	03/07/2022	SW-846:8260D	Isopropyltoluene[4-]	99-87-6	INIT	REG	UF	N	0.333	0.333	1.00	
16-61439	03/07/2022	SW-846:8260D	Isopropyltoluene[4-]	99-87-6	INIT	FTB	UF	N	0.333	0.333	1.00	
Between E252 and Water at Beta	03/11/2022	SW-846:8260D	Isopropyltoluene[4-]	99-87-6	INIT	FTB	UF	N	0.333	0.333	1.00	
Between E252 and Water at Beta	03/11/2022	SW-846:8260D	Isopropyltoluene[4-]	99-87-6	INIT	REG	UF	N	0.333	0.333	1.00	
Bulldog Spring	03/08/2022	SW-846:8260D	Isopropyltoluene[4-]	99-87-6	INIT	FTB	UF	N	0.333	0.333	1.00	
Bulldog Spring	03/08/2022	SW-846:8260D	Isopropyltoluene[4-]	99-87-6	INIT	REG	UF	N	0.333	0.333	1.00	
Burning Ground Spring	03/05/2022	SW-846:8260D	Isopropyltoluene[4-]	99-87-6	INIT	FTB	UF	N	0.333	0.333	1.00	
Burning Ground Spring	03/05/2022	SW-846:8260D	Isopropyltoluene[4-]	99-87-6	INIT	REG	UF	N	0.333	0.333	1.00	
CDV-16-02659	03/07/2022	SW-846:8260D	Isopropyltoluene[4-]	99-87-6	INIT	FTB	UF	N	0.333	0.333	1.00	
CDV-16-02659	03/07/2022	SW-846:8260D	Isopropyltoluene[4-]	99-87-6	INIT	REG	UF	N	0.333	0.333	1.00	
CDV-16-611937	03/07/2022	SW-846:8260D	Isopropyltoluene[4-]	99-87-6	INIT	REG	UF	N	0.333	0.333	1.00	
CDV-16-611937	03/07/2022	SW-846:8260D	Isopropyltoluene[4-]	99-87-6	INIT	FTB	UF	N	0.333	0.333	1.00	
Paj bel S-N Anch E Basin conf	03/08/2022	SW-846:8260D	Isopropyltoluene[4-]	99-87-6	INIT	FTB	UF	N	0.333	0.333	1.00	
Paj bel S-N Anch E Basin conf	03/08/2022	SW-846:8260D	Isopropyltoluene[4-]	99-87-6	INIT	REG	UF	N	0.333	0.333	1.00	
16-61439	03/07/2022	SW-846:6020B	Lead	Pb	INIT	REG	F	N	0.500	0.500	2.00	
Between E252 and Water at Beta	03/11/2022	SW-846:6020B	Lead	Pb	INIT	REG	F	N	0.500	0.500	2.00	
Between E252 and Water at Beta	03/11/2022	SW-846:6020B	Lead	Pb	INIT	REG	UF	N	0.500	0.500	2.00	

Location ID	Sample Date	Lab Method	Parameter Name	Parameter Code	Analysis Type Code	Sample Purpose	Field Preparation Code	Detected	Report Result	Report Method Detection Limit	Report Detection Limit	Report Uncertainty
Bulldog Spring	03/08/2022	SW-846:6020B	Lead	Pb	INIT	REG	F	N	0.500	0.500	2.00	
Burning Ground Spring	03/05/2022	SW-846:6020B	Lead	Pb	INIT	REG	F	N	0.500	0.500	2.00	
CDV-16-02659	03/07/2022	SW-846:6020B	Lead	Pb	INIT	REG	F	N	0.500	0.500	2.00	
CDV-16-611937	03/07/2022	SW-846:6020B	Lead	Pb	INIT	REG	F	N	0.500	0.500	2.00	
CDV-16-611937	03/07/2022	SW-846:8330B	HMX	2691-41-0	INIT	REG	UF	Y	0.501	0.0778	0.243	
Paj bel S-N Anch E Basin conf	03/08/2022	SW-846:8330B	HMX	2691-41-0	INIT	REG	UF	Y	0.215	0.0773	0.241	
16-61439	03/07/2022	SW-846:6010D	Iron	Fe	INIT	REG	F	Y	54.3	30.0	100	
Between E252 and Water at Beta	03/11/2022	SW-846:6010D	Iron	Fe	INIT	REG	F	Y	214	30.0	100	
Between E252 and Water at Beta	03/11/2022	SW-846:6010D	Iron	Fe	INIT	REG	UF	Y	332	30.0	100	
Bulldog Spring	03/08/2022	SW-846:6010D	Iron	Fe	INIT	REG	F	Y	456	30.0	100	
CDV-16-02659	03/07/2022	SW-846:6010D	Iron	Fe	INIT	REG	F	Y	122	30.0	100	
CDV-16-611937	03/07/2022	SW-846:6010D	Iron	Fe	INIT	REG	F	Y	855	30.0	100	
Paj bel S-N Anch E Basin conf	03/08/2022	SW-846:6020B	Lead	Pb	INIT	REG	F	Y	0.529	0.500	2.00	
Paj bel S-N Anch E Basin conf	03/08/2022	SW-846:6020B	Lead	Pb	INIT	REG	UF	Y	0.785	0.500	2.00	
16-61439	03/07/2022	SW-846:6010D	Magnesium	Mg	INIT	REG	F	Y	5.37	0.11	0.3	
Between E252 and Water at Beta	03/11/2022	SW-846:6010D	Magnesium	Mg	INIT	REG	F	Y	3.18	0.11	0.3	
Between E252 and Water at Beta	03/11/2022	SW-846:6010D	Magnesium	Mg	INIT	REG	UF	Y	3.04	0.11	0.3	
16-61439	03/07/2022	SW-846:6010D	Manganese	Mn	INIT	REG	F	N	2.00	2.00	10.0	
Between E252 and Water at Beta	03/11/2022	SW-846:6010D	Manganese	Mn	INIT	REG	F	N	2.00	2.00	10.0	
Bulldog Spring	03/08/2022	SW-846:6010D	Magnesium	Mg	INIT	REG	F	Y	5.45	0.11	0.3	
Burning Ground Spring	03/05/2022	SW-846:6010D	Manganese	Mn	INIT	REG	F	N	2.00	2.00	10.0	
CDV-16-02659	03/07/2022	SW-846:6010D	Manganese	Mn	INIT	REG	F	N	2.00	2.00	10.0	
Burning Ground Spring	03/05/2022	SW-846:6010D	Magnesium	Mg	INIT	REG	F	Y	6.46	0.11	0.3	
CDV-16-02659	03/07/2022	SW-846:6010D	Magnesium	Mg	INIT	REG	F	Y	4.55	0.11	0.3	
CDV-16-611937	03/07/2022	SW-846:6010D	Magnesium	Mg	INIT	REG	F	Y	2.76	0.11	0.3	
16-61439	03/07/2022	SW-846:7470A	Mercury	Hg	INIT	REG	F	N	0.0670	0.0670	0.200	
16-61439	03/07/2022	SW-846:7470A	Mercury	Hg	INIT	REG	UF	N	0.0670	0.0670	0.200	
Between E252 and Water at Beta	03/11/2022	SW-846:7470A	Mercury	Hg	INIT	REG	F	N	0.0670	0.0670	0.200	
Between E252 and Water at Beta	03/11/2022	SW-846:7470A	Mercury	Hg	INIT	REG	UF	N	0.0670	0.0670	0.200	
Bulldog Spring	03/08/2022	SW-846:7470A	Mercury	Hg	INIT	REG	F	N	0.0670	0.0670	0.200	
Bulldog Spring	03/08/2022	SW-846:7470A	Mercury	Hg	INIT	REG	UF	N	0.0670	0.0670	0.200	
Burning Ground Spring	03/05/2022	SW-846:7470A	Mercury	Hg	INIT	REG	UF	N	0.0670	0.0670	0.200	
Burning Ground Spring	03/05/2022	SW-846:7470A	Mercury	Hg	INIT	REG	F	N	0.0670	0.0670	0.200	
CDV-16-02659	03/07/2022	SW-846:7470A	Mercury	Hg	INIT	REG	F	N	0.0670	0.0670	0.200	
CDV-16-02659	03/07/2022	SW-846:7470A	Mercury	Hg	INIT	REG	UF	N	0.0670	0.0670	0.200	
CDV-16-611937	03/07/2022	SW-846:7470A	Mercury	Hg	INIT	REG	F	N	0.0670	0.0670	0.200	
CDV-16-611937	03/07/2022	SW-846:7470A	Mercury	Hg	INIT	REG	UF	N	0.0670	0.0670	0.200	
Paj bel S-N Anch E Basin conf	03/08/2022	SW-846:7470A	Mercury	Hg	INIT	REG	UF	N	0.0670	0.0670	0.200	
Paj bel S-N Anch E Basin conf	03/08/2022	SW-846:7470A	Mercury	Hg	INIT	REG	F	N	0.0670	0.0670	0.200	
16-61439	03/07/2022	SW-846:8260D	Methacrylonitrile	126-98-7	INIT	REG	UF	N	1.67	1.67	5.00	
16-61439	03/07/2022	SW-846:8260D	Methacrylonitrile	126-98-7	INIT	FTB	UF	N	1.67	1.67	5.00	
Between E252 and Water at Beta	03/11/2022	SW-846:8260D	Methacrylonitrile	126-98-7	INIT	FTB	UF	N	1.67	1.67	5.00	
Between E252 and Water at Beta	03/11/2022	SW-846:8260D	Methacrylonitrile	126-98-7	INIT	REG	UF	N	1.67	1.67	5.00	
Bulldog Spring	03/08/2022	SW-846:8260D	Methacrylonitrile	126-98-7	INIT	FTB	UF	N	1.67	1.67	5.00	

Location ID	Sample Date	Lab Method	Parameter Name	Parameter Code	Analysis Type Code	Sample Purpose	Field Preparation Code	Detected	Report Result	Report Method Detection Limit	Report Detection Limit	Report Uncertainty
Bulldog Spring	03/08/2022	SW-846:8260D	Methacrylonitrile	126-98-7	INIT	REG	UF	N	1.67	1.67	5.00	
Burning Ground Spring	03/05/2022	SW-846:8260D	Methacrylonitrile	126-98-7	INIT	FTB	UF	N	1.67	1.67	5.00	
Burning Ground Spring	03/05/2022	SW-846:8260D	Methacrylonitrile	126-98-7	INIT	REG	UF	N	1.67	1.67	5.00	
CDV-16-02659	03/07/2022	SW-846:8260D	Methacrylonitrile	126-98-7	INIT	FTB	UF	N	1.67	1.67	5.00	
CDV-16-02659	03/07/2022	SW-846:8260D	Methacrylonitrile	126-98-7	INIT	REG	UF	N	1.67	1.67	5.00	
CDV-16-611937	03/07/2022	SW-846:8260D	Methacrylonitrile	126-98-7	INIT	REG	UF	N	1.67	1.67	5.00	
CDV-16-611937	03/07/2022	SW-846:8260D	Methacrylonitrile	126-98-7	INIT	FTB	UF	N	1.67	1.67	5.00	
Paj bel S-N Anch E Basin conf	03/08/2022	SW-846:8260D	Methacrylonitrile	126-98-7	INIT	REG	UF	N	1.67	1.67	5.00	
Paj bel S-N Anch E Basin conf	03/08/2022	SW-846:8260D	Methacrylonitrile	126-98-7	INIT	FTB	UF	N	1.67	1.67	5.00	
16-61439	03/07/2022	SW-846:8260D	Methyl Methacrylate	80-62-6	INIT	REG	UF	N	1.67	1.67	5.00	
16-61439	03/07/2022	SW-846:8260D	Methyl Methacrylate	80-62-6	INIT	FTB	UF	N	1.67	1.67	5.00	
Between E252 and Water at Beta	03/11/2022	SW-846:8260D	Methyl Methacrylate	80-62-6	INIT	FTB	UF	N	1.67	1.67	5.00	
Between E252 and Water at Beta	03/11/2022	SW-846:8260D	Methyl Methacrylate	80-62-6	INIT	REG	UF	N	1.67	1.67	5.00	
Bulldog Spring	03/08/2022	SW-846:8260D	Methyl Methacrylate	80-62-6	INIT	REG	UF	N	1.67	1.67	5.00	
Bulldog Spring	03/08/2022	SW-846:8260D	Methyl Methacrylate	80-62-6	INIT	FTB	UF	N	1.67	1.67	5.00	
Burning Ground Spring	03/05/2022	SW-846:8260D	Methyl Methacrylate	80-62-6	INIT	FTB	UF	N	1.67	1.67	5.00	
Burning Ground Spring	03/05/2022	SW-846:8260D	Methyl Methacrylate	80-62-6	INIT	REG	UF	N	1.67	1.67	5.00	
CDV-16-02659	03/07/2022	SW-846:8260D	Methyl Methacrylate	80-62-6	INIT	REG	UF	N	1.67	1.67	5.00	
CDV-16-02659	03/07/2022	SW-846:8260D	Methyl Methacrylate	80-62-6	INIT	FTB	UF	N	1.67	1.67	5.00	
CDV-16-611937	03/07/2022	SW-846:8260D	Methyl Methacrylate	80-62-6	INIT	REG	UF	N	1.67	1.67	5.00	
CDV-16-611937	03/07/2022	SW-846:8260D	Methyl Methacrylate	80-62-6	INIT	FTB	UF	N	1.67	1.67	5.00	
CDV-16-611937	03/07/2022	SW-846:8260D	Methyl Methacrylate	80-62-6	INIT	FTB	UF	N	1.67	1.67	5.00	
Paj bel S-N Anch E Basin conf	03/08/2022	SW-846:8260D	Methyl Methacrylate	80-62-6	INIT	FTB	UF	N	1.67	1.67	5.00	
Paj bel S-N Anch E Basin conf	03/08/2022	SW-846:8260D	Methyl Methacrylate	80-62-6	INIT	REG	UF	N	1.67	1.67	5.00	
16-61439	03/07/2022	SW-846:8260D	Methyl tert-Butyl Ether	1634-04-4	INIT	REG	UF	N	0.333	0.333	1.00	
16-61439	03/07/2022	SW-846:8260D	Methyl tert-Butyl Ether	1634-04-4	INIT	FTB	UF	N	0.333	0.333	1.00	
Between E252 and Water at Beta	03/11/2022	SW-846:8260D	Methyl tert-Butyl Ether	1634-04-4	INIT	REG	UF	N	0.333	0.333	1.00	
Between E252 and Water at Beta	03/11/2022	SW-846:8260D	Methyl tert-Butyl Ether	1634-04-4	INIT	FTB	UF	N	0.333	0.333	1.00	
Bulldog Spring	03/08/2022	SW-846:8260D	Methyl tert-Butyl Ether	1634-04-4	INIT	FTB	UF	N	0.333	0.333	1.00	
Bulldog Spring	03/08/2022	SW-846:8260D	Methyl tert-Butyl Ether	1634-04-4	INIT	REG	UF	N	0.333	0.333	1.00	
Burning Ground Spring	03/05/2022	SW-846:8260D	Methyl tert-Butyl Ether	1634-04-4	INIT	FTB	UF	N	0.333	0.333	1.00	
Burning Ground Spring	03/05/2022	SW-846:8260D	Methyl tert-Butyl Ether	1634-04-4	INIT	REG	UF	N	0.333	0.333	1.00	
CDV-16-02659	03/07/2022	SW-846:8260D	Methyl tert-Butyl Ether	1634-04-4	INIT	FTB	UF	N	0.333	0.333	1.00	
CDV-16-02659	03/07/2022	SW-846:8260D	Methyl tert-Butyl Ether	1634-04-4	INIT	REG	UF	N	0.333	0.333	1.00	
CDV-16-611937	03/07/2022	SW-846:8260D	Methyl tert-Butyl Ether	1634-04-4	INIT	REG	UF	N	0.333	0.333	1.00	
CDV-16-611937	03/07/2022	SW-846:8260D	Methyl tert-Butyl Ether	1634-04-4	INIT	FTB	UF	N	0.333	0.333	1.00	
Paj bel S-N Anch E Basin conf	03/08/2022	SW-846:8260D	Methyl tert-Butyl Ether	1634-04-4	INIT	REG	UF	N	0.333	0.333	1.00	
Paj bel S-N Anch E Basin conf	03/08/2022	SW-846:8260D	Methyl tert-Butyl Ether	1634-04-4	INIT	FTB	UF	N	0.333	0.333	1.00	
16-61439	03/07/2022	SW-846:8260D	Methyl-2-pentanone[4-]	108-10-1	INIT	REG	UF	N	1.67	1.67	5.00	
16-61439	03/07/2022	SW-846:8260D	Methyl-2-pentanone[4-]	108-10-1	INIT	FTB	UF	N	1.67	1.67	5.00	
Between E252 and Water at Beta	03/11/2022	SW-846:8260D	Methyl-2-pentanone[4-]	108-10-1	INIT	FTB	UF	N	1.67	1.67	5.00	
Between E252 and Water at Beta	03/11/2022	SW-846:8260D	Methyl-2-pentanone[4-]	108-10-1	INIT	REG	UF	N	1.67	1.67	5.00	
Bulldog Spring	03/08/2022	SW-846:8260D	Methyl-2-pentanone[4-]	108-10-1	INIT	REG	UF	N	1.67	1.67	5.00	
Bulldog Spring	03/08/2022	SW-846:8260D	Methyl-2-pentanone[4-]	108-10-1	INIT	FTB	UF	N	1.67	1.67	5.00	
Burning Ground Spring	03/05/2022	SW-846:8260D	Methyl-2-pentanone[4-]	108-10-1	INIT	FTB	UF	N	1.67	1.67	5.00	

Location ID	Sample Date	Lab Method	Parameter Name	Parameter Code	Analysis Type Code	Sample Purpose	Field Preparation Code	Detected	Report Result	Report Method Detection Limit	Report Detection Limit	Report Uncertainty
Burning Ground Spring	03/05/2022	SW-846:8260D	Methyl-2-pentanone[4-]	108-10-1	INIT	REG	UF	N	1.67	1.67	5.00	
CDV-16-02659	03/07/2022	SW-846:8260D	Methyl-2-pentanone[4-]	108-10-1	INIT	FTB	UF	N	1.67	1.67	5.00	
CDV-16-02659	03/07/2022	SW-846:8260D	Methyl-2-pentanone[4-]	108-10-1	INIT	REG	UF	N	1.67	1.67	5.00	
CDV-16-611937	03/07/2022	SW-846:8260D	Methyl-2-pentanone[4-]	108-10-1	INIT	REG	UF	N	1.67	1.67	5.00	
CDV-16-611937	03/07/2022	SW-846:8260D	Methyl-2-pentanone[4-]	108-10-1	INIT	FTB	UF	N	1.67	1.67	5.00	
Paj bel S-N Anch E Basin conf	03/08/2022	SW-846:8260D	Methyl-2-pentanone[4-]	108-10-1	INIT	FTB	UF	N	1.67	1.67	5.00	
Paj bel S-N Anch E Basin conf	03/08/2022	SW-846:8260D	Methyl-2-pentanone[4-]	108-10-1	INIT	REG	UF	N	1.67	1.67	5.00	
16-61439	03/07/2022	SW-846:8260D	Methylene Chloride	75-09-2	INIT	REG	UF	N	0.500	0.500	5.00	
16-61439	03/07/2022	SW-846:8260D	Methylene Chloride	75-09-2	INIT	FTB	UF	N	0.500	0.500	5.00	
Between E252 and Water at Beta	03/11/2022	SW-846:8260D	Methylene Chloride	75-09-2	INIT	FTB	UF	N	0.500	0.500	5.00	
Between E252 and Water at Beta	03/11/2022	SW-846:8260D	Methylene Chloride	75-09-2	INIT	REG	UF	N	0.500	0.500	5.00	
Paj bel S-N Anch E Basin conf	03/08/2022	SW-846:6010D	Magnesium	Mg	INIT	REG	UF	Y	4.39	0.11	0.3	
Bulldog Spring	03/08/2022	SW-846:8260D	Methylene Chloride	75-09-2	INIT	REG	UF	N	0.500	0.500	5.00	
Bulldog Spring	03/08/2022	SW-846:8260D	Methylene Chloride	75-09-2	INIT	FTB	UF	N	0.500	0.500	5.00	
Paj bel S-N Anch E Basin conf	03/08/2022	SW-846:6010D	Magnesium	Mg	INIT	REG	F	Y	4.34	0.11	0.3	
Burning Ground Spring	03/05/2022	SW-846:8260D	Methylene Chloride	75-09-2	INIT	REG	UF	N	1.46	0.500	5.00	
CDV-16-02659	03/07/2022	SW-846:8260D	Methylene Chloride	75-09-2	INIT	REG	UF	N	0.500	0.500	5.00	
CDV-16-02659	03/07/2022	SW-846:8260D	Methylene Chloride	75-09-2	INIT	FTB	UF	N	0.500	0.500	5.00	
CDV-16-611937	03/07/2022	SW-846:8260D	Methylene Chloride	75-09-2	INIT	REG	UF	N	0.500	0.500	5.00	
CDV-16-611937	03/07/2022	SW-846:8260D	Methylene Chloride	75-09-2	INIT	FTB	UF	N	0.500	0.500	5.00	
Paj bel S-N Anch E Basin conf	03/08/2022	SW-846:8260D	Methylene Chloride	75-09-2	INIT	FTB	UF	N	0.500	0.500	5.00	
Paj bel S-N Anch E Basin conf	03/08/2022	SW-846:8260D	Methylene Chloride	75-09-2	INIT	REG	UF	N	0.500	0.500	5.00	
16-61439	03/07/2022	SW-846:8270E	Methylnaphthalene[1-]	90-12-0	INIT	REG	UF	N	0.302	0.302	1.01	
Between E252 and Water at Beta	03/11/2022	SW-846:8270E	Methylnaphthalene[1-]	90-12-0	INIT	REG	UF	N	0.300	0.300	1.00	
Bulldog Spring	03/08/2022	SW-846:8270E	Methylnaphthalene[1-]	90-12-0	INIT	REG	UF	N	0.296	0.296	0.987	
Burning Ground Spring	03/05/2022	SW-846:8270E	Methylnaphthalene[1-]	90-12-0	INIT	REG	UF	N	0.316	0.316	1.05	
CDV-16-02659	03/07/2022	SW-846:8270E	Methylnaphthalene[1-]	90-12-0	INIT	REG	UF	N	0.300	0.300	1.00	
CDV-16-611937	03/07/2022	SW-846:8270E	Methylnaphthalene[1-]	90-12-0	INIT	REG	UF	N	0.296	0.296	0.988	
Paj bel S-N Anch E Basin conf	03/08/2022	SW-846:8270E	Methylnaphthalene[1-]	90-12-0	INIT	REG	UF	N	0.295	0.295	0.983	
16-61439	03/07/2022	SW-846:8270E	Methylnaphthalene[2-]	91-57-6	INIT	REG	UF	N	0.302	0.302	1.01	
Between E252 and Water at Beta	03/11/2022	SW-846:8270E	Methylnaphthalene[2-]	91-57-6	INIT	REG	UF	N	0.300	0.300	1.00	
Bulldog Spring	03/08/2022	SW-846:8270E	Methylnaphthalene[2-]	91-57-6	INIT	REG	UF	N	0.296	0.296	0.987	
Burning Ground Spring	03/05/2022	SW-846:8270E	Methylnaphthalene[2-]	91-57-6	INIT	REG	UF	N	0.316	0.316	1.05	
CDV-16-02659	03/07/2022	SW-846:8270E	Methylnaphthalene[2-]	91-57-6	INIT	REG	UF	N	0.300	0.300	1.00	
CDV-16-611937	03/07/2022	SW-846:8270E	Methylnaphthalene[2-]	91-57-6	INIT	REG	UF	N	0.296	0.296	0.988	
Paj bel S-N Anch E Basin conf	03/08/2022	SW-846:8270E	Methylnaphthalene[2-]	91-57-6	INIT	REG	UF	N	0.295	0.295	0.983	
16-61439	03/07/2022	SW-846:8270E	Methylphenol[2-]	95-48-7	INIT	REG	UF	N	3.02	3.02	10.1	
Between E252 and Water at Beta	03/11/2022	SW-846:8270E	Methylphenol[2-]	95-48-7	INIT	REG	UF	N	3.00	3.00	10.0	
Bulldog Spring	03/08/2022	SW-846:8270E	Methylphenol[2-]	95-48-7	INIT	REG	UF	N	2.96	2.96	9.87	
Burning Ground Spring	03/05/2022	SW-846:8270E	Methylphenol[2-]	95-48-7	INIT	REG	UF	N	3.16	3.16	10.5	
CDV-16-02659	03/07/2022	SW-846:8270E	Methylphenol[2-]	95-48-7	INIT	REG	UF	N	3.00	3.00	10.0	
CDV-16-611937	03/07/2022	SW-846:8270E	Methylphenol[2-]	95-48-7	INIT	REG	UF	N	2.96	2.96	9.88	
Paj bel S-N Anch E Basin conf	03/08/2022	SW-846:8270E	Methylphenol[2-]	95-48-7	INIT	REG	UF	N	2.95	2.95	9.83	
16-61439	03/07/2022	SW-846:8270E	Methylphenol[3-,4-]	65794-96-9	INIT	REG	UF	N	3.72	3.72	10.1	

Location ID	Sample Date	Lab Method	Parameter Name	Parameter Code	Analysis Type Code	Sample Purpose	Field Preparation Code	Detected	Report Result	Report Method Detection Limit	Report Detection Limit	Report Uncertainty
Between E252 and Water at Beta	03/11/2022	SW-846:8270E	Methylphenol[3-,4-]	65794-96-9	INIT	REG	UF	N	3.70	3.70	10.0	
Bulldog Spring	03/08/2022	SW-846:8270E	Methylphenol[3-,4-]	65794-96-9	INIT	REG	UF	N	3.65	3.65	9.87	
Burning Ground Spring	03/05/2022	SW-846:8270E	Methylphenol[3-,4-]	65794-96-9	INIT	REG	UF	N	3.89	3.89	10.5	
CDV-16-02659	03/07/2022	SW-846:8270E	Methylphenol[3-,4-]	65794-96-9	INIT	REG	UF	N	3.70	3.70	10.0	
CDV-16-611937	03/07/2022	SW-846:8270E	Methylphenol[3-,4-]	65794-96-9	INIT	REG	UF	N	3.65	3.65	9.88	
Paj bel S-N Anch E Basin conf	03/08/2022	SW-846:8270E	Methylphenol[3-,4-]	65794-96-9	INIT	REG	UF	N	3.64	3.64	9.83	
Between E252 and Water at Beta	03/11/2022	SW-846:6010D	Manganese	Mn	INIT	REG	UF	Y	3.48	2.00	10.0	
Between E252 and Water at Beta	03/11/2022	SW-846:8330B	MNX	MNX	INIT	REG	UF	N	0.0783	0.0783	0.245	
Bulldog Spring	03/08/2022	SW-846:6010D	Manganese	Mn	INIT	REG	F	Y	8.23	2.00	10.0	
Bulldog Spring	03/08/2022	SW-846:8330B	MNX	MNX	INIT	REG	UF	N	0.0796	0.0796	0.249	
Paj bel S-N Anch E Basin conf	03/08/2022	SW-846:6010D	Manganese	Mn	INIT	REG	UF	Y	10.3	2.00	10.0	
Paj bel S-N Anch E Basin conf	03/08/2022	SW-846:6010D	Manganese	Mn	INIT	REG	F	Y	5.28	2.00	10.0	
CDV-16-02656	03/05/2022	SW-846:8330B	MNX	MNX	INIT	REG	UF	N	0.0869	0.0869	0.272	
Burning Ground Spring	03/05/2022	SW-846:8260D	Methylene Chloride	75-09-2	INIT	FTB	UF	Y	1.01	0.500	5.00	
Paj bel S-N Anch E Basin conf	03/08/2022	SW-846:8330B	MNX	MNX	INIT	REG	UF	N	0.0773	0.0773	0.241	
16-61439	03/07/2022	SW-846:8330B	MNX	MNX	INIT	REG	UF	Y	0.357	0.0782	0.244	
Burning Ground Spring	03/05/2022	SW-846:8330B	MNX	MNX	INIT	REG	UF	Y	0.121	0.0832	0.260	
CDV-16-02659	03/07/2022	SW-846:8330B	MNX	MNX	INIT	REG	UF	Y	0.209	0.0789	0.247	
CDV-16-611937	03/07/2022	SW-846:8330B	MNX	MNX	INIT	REG	UF	Y	0.0873	0.0778	0.243	
16-61439	03/07/2022	SW-846:6020B	Molybdenum	Mo	INIT	REG	F	Y	1.13	0.200	1.00	
Between E252 and Water at Beta	03/11/2022	SW-846:6020B	Molybdenum	Mo	INIT	REG	F	Y	0.895	0.200	1.00	
Between E252 and Water at Beta	03/11/2022	SW-846:6020B	Molybdenum	Mo	INIT	REG	UF	Y	0.849	0.200	1.00	
Bulldog Spring	03/08/2022	SW-846:6020B	Molybdenum	Mo	INIT	REG	F	Y	1.45	0.200	1.00	
16-61439	03/07/2022	SW-846:8260D	Naphthalene	91-20-3	INIT	REG	UF	N	0.333	0.333	1.00	
16-61439	03/07/2022	SW-846:8260D	Naphthalene	91-20-3	INIT	FTB	UF	N	0.333	0.333	1.00	
16-61439	03/07/2022	SW-846:8270E	Naphthalene	91-20-3	INIT	REG	UF	N	0.302	0.302	1.01	
Between E252 and Water at Beta	03/11/2022	SW-846:8260D	Naphthalene	91-20-3	INIT	FTB	UF	N	0.333	0.333	1.00	
Between E252 and Water at Beta	03/11/2022	SW-846:8260D	Naphthalene	91-20-3	INIT	REG	UF	N	0.333	0.333	1.00	
Between E252 and Water at Beta	03/11/2022	SW-846:8270E	Naphthalene	91-20-3	INIT	REG	UF	N	0.300	0.300	1.00	
Bulldog Spring	03/08/2022	SW-846:8260D	Naphthalene	91-20-3	INIT	REG	UF	N	0.333	0.333	1.00	
Bulldog Spring	03/08/2022	SW-846:8260D	Naphthalene	91-20-3	INIT	FTB	UF	N	0.333	0.333	1.00	
Bulldog Spring	03/08/2022	SW-846:8270E	Naphthalene	91-20-3	INIT	REG	UF	N	0.296	0.296	0.987	
Burning Ground Spring	03/05/2022	SW-846:8260D	Naphthalene	91-20-3	INIT	FTB	UF	N	0.333	0.333	1.00	
Burning Ground Spring	03/05/2022	SW-846:8260D	Naphthalene	91-20-3	INIT	REG	UF	N	0.333	0.333	1.00	
Burning Ground Spring	03/05/2022	SW-846:8270E	Naphthalene	91-20-3	INIT	REG	UF	N	0.316	0.316	1.05	
CDV-16-02659	03/07/2022	SW-846:8260D	Naphthalene	91-20-3	INIT	REG	UF	N	0.333	0.333	1.00	
CDV-16-02659	03/07/2022	SW-846:8260D	Naphthalene	91-20-3	INIT	FTB	UF	N	0.333	0.333	1.00	
CDV-16-02659	03/07/2022	SW-846:8270E	Naphthalene	91-20-3	INIT	REG	UF	N	0.300	0.300	1.00	
CDV-16-611937	03/07/2022	SW-846:8260D	Naphthalene	91-20-3	INIT	REG	UF	N	0.333	0.333	1.00	
CDV-16-611937	03/07/2022	SW-846:8260D	Naphthalene	91-20-3	INIT	FTB	UF	N	0.333	0.333	1.00	
CDV-16-611937	03/07/2022	SW-846:8270E	Naphthalene	91-20-3	INIT	REG	UF	N	0.296	0.296	0.988	
Paj bel S-N Anch E Basin conf	03/08/2022	SW-846:8260D	Naphthalene	91-20-3	INIT	FTB	UF	N	0.333	0.333	1.00	
Paj bel S-N Anch E Basin conf	03/08/2022	SW-846:8260D	Naphthalene	91-20-3	INIT	REG	UF	N	0.333	0.333	1.00	
Paj bel S-N Anch E Basin conf	03/08/2022	SW-846:8270E	Naphthalene	91-20-3	INIT	REG	UF	N	0.295	0.295	0.983	

Location ID	Sample Date	Lab Method	Parameter Name	Parameter Code	Analysis Type Code	Sample Purpose	Field Preparation Code	Detected	Report Result	Report Method Detection Limit	Report Detection Limit	Report Uncertainty
16-61439	03/07/2022	EPA:901.1	Neptunium-237	Np-237	INIT	REG	UF	N	-0.858			1.87
Between E252 and Water at Beta	03/11/2022	EPA:901.1	Neptunium-237	Np-237	INIT	REG	UF	N	-1.29			2.79
Bulldog Spring	03/08/2022	EPA:901.1	Neptunium-237	Np-237	INIT	REG	UF	N	1.47			2.15
Burning Ground Spring	03/05/2022	EPA:901.1	Neptunium-237	Np-237	INIT	REG	UF	N	0.530			2.16
CDV-16-02659	03/07/2022	EPA:901.1	Neptunium-237	Np-237	INIT	REG	UF	N	2.24			2.15
Paj bel S-N Anch E Basin conf	03/08/2022	EPA:901.1	Neptunium-237	Np-237	INIT	REG	UF	N	-2.07			2.11
16-61439	03/07/2022	SW-846:6020B	Nickel	Ni	INIT	REG	F	N	0.600	0.600	2.00	
Between E252 and Water at Beta	03/11/2022	SW-846:6020B	Nickel	Ni	INIT	REG	F	N	0.600	0.600	2.00	
Between E252 and Water at Beta	03/11/2022	SW-846:6020B	Nickel	Ni	INIT	REG	UF	N	0.600	0.600	2.00	
Bulldog Spring	03/08/2022	SW-846:6020B	Nickel	Ni	INIT	REG	F	N	0.600	0.600	2.00	
Burning Ground Spring	03/05/2022	SW-846:6020B	Nickel	Ni	INIT	REG	F	N	0.600	0.600	2.00	
CDV-16-02659	03/07/2022	SW-846:6020B	Nickel	Ni	INIT	REG	F	N	0.600	0.600	2.00	
Burning Ground Spring	03/05/2022	SW-846:6020B	Molybdenum	Mo	INIT	REG	F	Y	0.992	0.200	1.00	
CDV-16-02659	03/07/2022	SW-846:6020B	Molybdenum	Mo	INIT	REG	F	Y	1.02	0.200	1.00	
CDV-16-611937	03/07/2022	SW-846:6020B	Molybdenum	Mo	INIT	REG	F	Y	1.42	0.200	1.00	
Paj bel S-N Anch E Basin conf	03/08/2022	SW-846:6020B	Molybdenum	Mo	INIT	REG	F	Y	0.637	0.200	1.00	
Between E252 and Water at Beta	03/11/2022	EPA:353.2	Nitrate-Nitrite as Nitrogen	NO3+NO2-N	INIT	REG	F	N	0.0170	0.0170	0.0500	
Paj bel S-N Anch E Basin conf	03/08/2022	SW-846:6020B	Molybdenum	Mo	INIT	REG	UF	Y	0.569	0.200	1.00	
CDV-16-611937	03/07/2022	SW-846:6020B	Nickel	Ni	INIT	REG	F	Y	0.824	0.600	2.00	
Paj bel S-N Anch E Basin conf	03/08/2022	SW-846:6020B	Nickel	Ni	INIT	REG	F	Y	1.08	0.600	2.00	
CDV-16-02659	03/07/2022	EPA:353.2	Nitrate-Nitrite as Nitrogen	NO3+NO2-N	INIT	REG	F	N	0.0170	0.0170	0.0500	
Paj bel S-N Anch E Basin conf	03/08/2022	SW-846:6020B	Nickel	Ni	INIT	REG	UF	Y	1.49	0.600	2.00	
Paj bel S-N Anch E Basin conf	03/08/2022	EPA:353.2	Nitrate-Nitrite as Nitrogen	NO3+NO2-N	INIT	REG	F	N	0.0170	0.0170	0.0500	
16-61439	03/07/2022	SW-846:8270E	Nitroaniline[2-]	88-74-4	INIT	REG	UF	N	3.02	3.02	10.1	
Between E252 and Water at Beta	03/11/2022	SW-846:8270E	Nitroaniline[2-]	88-74-4	INIT	REG	UF	N	3.00	3.00	10.0	
Bulldog Spring	03/08/2022	SW-846:8270E	Nitroaniline[2-]	88-74-4	INIT	REG	UF	N	2.96	2.96	9.87	
Burning Ground Spring	03/05/2022	SW-846:8270E	Nitroaniline[2-]	88-74-4	INIT	REG	UF	N	3.16	3.16	10.5	
CDV-16-02659	03/07/2022	SW-846:8270E	Nitroaniline[2-]	88-74-4	INIT	REG	UF	N	3.00	3.00	10.0	
CDV-16-611937	03/07/2022	SW-846:8270E	Nitroaniline[2-]	88-74-4	INIT	REG	UF	N	2.96	2.96	9.88	
Paj bel S-N Anch E Basin conf	03/08/2022	SW-846:8270E	Nitroaniline[2-]	88-74-4	INIT	REG	UF	N	2.95	2.95	9.83	
16-61439	03/07/2022	SW-846:8270E	Nitroaniline[3-]	99-09-2	INIT	REG	UF	N	3.02	3.02	10.1	
Between E252 and Water at Beta	03/11/2022	SW-846:8270E	Nitroaniline[3-]	99-09-2	INIT	REG	UF	N	3.00	3.00	10.0	
Bulldog Spring	03/08/2022	SW-846:8270E	Nitroaniline[3-]	99-09-2	INIT	REG	UF	N	2.96	2.96	9.87	
Burning Ground Spring	03/05/2022	SW-846:8270E	Nitroaniline[3-]	99-09-2	INIT	REG	UF	N	3.16	3.16	10.5	
CDV-16-02659	03/07/2022	SW-846:8270E	Nitroaniline[3-]	99-09-2	INIT	REG	UF	N	3.00	3.00	10.0	
CDV-16-611937	03/07/2022	SW-846:8270E	Nitroaniline[3-]	99-09-2	INIT	REG	UF	N	2.96	2.96	9.88	
Paj bel S-N Anch E Basin conf	03/08/2022	SW-846:8270E	Nitroaniline[3-]	99-09-2	INIT	REG	UF	N	2.95	2.95	9.83	
16-61439	03/07/2022	SW-846:8270E	Nitroaniline[4-]	100-01-6	INIT	REG	UF	N	3.02	3.02	10.1	
Between E252 and Water at Beta	03/11/2022	SW-846:8270E	Nitroaniline[4-]	100-01-6	INIT	REG	UF	N	3.00	3.00	10.0	
Bulldog Spring	03/08/2022	SW-846:8270E	Nitroaniline[4-]	100-01-6	INIT	REG	UF	N	2.96	2.96	9.87	
Burning Ground Spring	03/05/2022	SW-846:8270E	Nitroaniline[4-]	100-01-6	INIT	REG	UF	N	3.16	3.16	10.5	
CDV-16-02659	03/07/2022	SW-846:8270E	Nitroaniline[4-]	100-01-6	INIT	REG	UF	N	3.00	3.00	10.0	
CDV-16-611937	03/07/2022	SW-846:8270E	Nitroaniline[4-]	100-01-6	INIT	REG	UF	N	2.96	2.96	9.88	
Paj bel S-N Anch E Basin conf	03/08/2022	SW-846:8270E	Nitroaniline[4-]	100-01-6	INIT	REG	UF	N	2.95	2.95	9.83	

Location ID	Sample Date	Lab Method	Parameter Name	Parameter Code	Analysis Type Code	Sample Purpose	Field Preparation Code	Detected	Report Result	Report Method Detection Limit	Report Detection Limit	Report Uncertainty
16-61439	03/07/2022	SW-846:8270E	Nitrobenzene	98-95-3	INIT	REG	UF	N	3.02	3.02	10.1	
16-61439	03/07/2022	SW-846:8330B	Nitrobenzene	98-95-3	INIT	REG	UF	N	0.0782	0.0782	0.244	
Between E252 and Water at Beta	03/11/2022	SW-846:8270E	Nitrobenzene	98-95-3	INIT	REG	UF	N	3.00	3.00	10.0	
Between E252 and Water at Beta	03/11/2022	SW-846:8330B	Nitrobenzene	98-95-3	INIT	REG	UF	N	0.0783	0.0783	0.245	
Bulldog Spring	03/08/2022	SW-846:8270E	Nitrobenzene	98-95-3	INIT	REG	UF	N	2.96	2.96	9.87	
Bulldog Spring	03/08/2022	SW-846:8330B	Nitrobenzene	98-95-3	INIT	REG	UF	N	0.0796	0.0796	0.249	
Burning Ground Spring	03/05/2022	SW-846:8270E	Nitrobenzene	98-95-3	INIT	REG	UF	N	3.16	3.16	10.5	
Burning Ground Spring	03/05/2022	SW-846:8330B	Nitrobenzene	98-95-3	INIT	REG	UF	N	0.0832	0.0832	0.260	
CDV-16-02656	03/05/2022	SW-846:8330B	Nitrobenzene	98-95-3	INIT	REG	UF	N	0.0869	0.0869	0.272	
CDV-16-02659	03/07/2022	SW-846:8270E	Nitrobenzene	98-95-3	INIT	REG	UF	N	3.00	3.00	10.0	
CDV-16-02659	03/07/2022	SW-846:8330B	Nitrobenzene	98-95-3	INIT	REG	UF	N	0.0789	0.0789	0.247	
CDV-16-611937	03/07/2022	SW-846:8270E	Nitrobenzene	98-95-3	INIT	REG	UF	N	2.96	2.96	9.88	
CDV-16-611937	03/07/2022	SW-846:8330B	Nitrobenzene	98-95-3	INIT	REG	UF	N	0.0778	0.0778	0.243	
Paj bel S-N Anch E Basin conf	03/08/2022	SW-846:8270E	Nitrobenzene	98-95-3	INIT	REG	UF	N	2.95	2.95	9.83	
Paj bel S-N Anch E Basin conf	03/08/2022	SW-846:8330B	Nitrobenzene	98-95-3	INIT	REG	UF	N	0.0773	0.0773	0.241	
16-61439	03/07/2022	SW-846:8270E	Nitrophenol[2-]	88-75-5	INIT	REG	UF	N	3.02	3.02	10.1	
Between E252 and Water at Beta	03/11/2022	SW-846:8270E	Nitrophenol[2-]	88-75-5	INIT	REG	UF	N	3.00	3.00	10.0	
Bulldog Spring	03/08/2022	SW-846:8270E	Nitrophenol[2-]	88-75-5	INIT	REG	UF	N	2.96	2.96	9.87	
Burning Ground Spring	03/05/2022	SW-846:8270E	Nitrophenol[2-]	88-75-5	INIT	REG	UF	N	3.16	3.16	10.5	
CDV-16-02659	03/07/2022	SW-846:8270E	Nitrophenol[2-]	88-75-5	INIT	REG	UF	N	3.00	3.00	10.0	
CDV-16-611937	03/07/2022	SW-846:8270E	Nitrophenol[2-]	88-75-5	INIT	REG	UF	N	2.96	2.96	9.88	
Paj bel S-N Anch E Basin conf	03/08/2022	SW-846:8270E	Nitrophenol[2-]	88-75-5	INIT	REG	UF	N	2.95	2.95	9.83	
16-61439	03/07/2022	SW-846:8270E	Nitrophenol[4-]	100-02-7	INIT	REG	UF	N	3.02	3.02	10.1	
Between E252 and Water at Beta	03/11/2022	SW-846:8270E	Nitrophenol[4-]	100-02-7	INIT	REG	UF	N	3.00	3.00	10.0	
Bulldog Spring	03/08/2022	SW-846:8270E	Nitrophenol[4-]	100-02-7	INIT	REG	UF	N	2.96	2.96	9.87	
Burning Ground Spring	03/05/2022	SW-846:8270E	Nitrophenol[4-]	100-02-7	INIT	REG	UF	N	3.16	3.16	10.5	
CDV-16-02659	03/07/2022	SW-846:8270E	Nitrophenol[4-]	100-02-7	INIT	REG	UF	N	3.00	3.00	10.0	
CDV-16-611937	03/07/2022	SW-846:8270E	Nitrophenol[4-]	100-02-7	INIT	REG	UF	N	2.96	2.96	9.88	
Paj bel S-N Anch E Basin conf	03/08/2022	SW-846:8270E	Nitrophenol[4-]	100-02-7	INIT	REG	UF	N	2.95	2.95	9.83	
16-61439	03/07/2022	Nitrosamines:HRMS	Nitrosodiethylamine[N-]	55-18-5	INIT	REG	UF	N	0.00033	0.00033	0.000952	
16-61439	03/07/2022	SW-846:8270E	Nitrosodiethylamine[N-]	55-18-5	INIT	REG	UF	N	3.02	3.02	10.1	
Between E252 and Water at Beta	03/11/2022	Nitrosamines:HRMS	Nitrosodiethylamine[N-]	55-18-5	INIT	REG	UF	N	0.00034	0.00034	0.000962	
Between E252 and Water at Beta	03/11/2022	SW-846:8270E	Nitrosodiethylamine[N-]	55-18-5	INIT	REG	UF	N	3.00	3.00	10.0	
16-61439	03/07/2022	EPA:353.2	Nitrate-Nitrite as Nitrogen	NO3+NO2-N	INIT	REG	F	Y	0.722	0.0170	0.0500	
Bulldog Spring	03/08/2022	SW-846:8270E	Nitrosodiethylamine[N-]	55-18-5	INIT	REG	UF	N	2.96	2.96	9.87	
Burning Ground Spring	03/05/2022	Nitrosamines:HRMS	Nitrosodiethylamine[N-]	55-18-5	INIT	REG	UF	N	0.00033	0.00033	0.000943	
Burning Ground Spring	03/05/2022	SW-846:8270E	Nitrosodiethylamine[N-]	55-18-5	INIT	REG	UF	N	3.16	3.16	10.5	
CDV-16-02659	03/07/2022	Nitrosamines:HRMS	Nitrosodiethylamine[N-]	55-18-5	INIT	REG	UF	N	0.00033	0.00033	0.000943	
CDV-16-02659	03/07/2022	SW-846:8270E	Nitrosodiethylamine[N-]	55-18-5	INIT	REG	UF	N	3.00	3.00	10.0	
CDV-16-611937	03/07/2022	SW-846:8270E	Nitrosodiethylamine[N-]	55-18-5	INIT	REG	UF	N	2.96	2.96	9.88	
Paj bel S-N Anch E Basin conf	03/08/2022	Nitrosamines:HRMS	Nitrosodiethylamine[N-]	55-18-5	INIT	REG	UF	N	0.00033	0.00033	0.000943	
Paj bel S-N Anch E Basin conf	03/08/2022	SW-846:8270E	Nitrosodiethylamine[N-]	55-18-5	INIT	REG	UF	N	2.95	2.95	9.83	
16-61439	03/07/2022	SW-846:8270E	Nitrosodimethylamine[N-]	62-75-9	INIT	REG	UF	N	3.02	3.02	10.1	
Between E252 and Water at Beta	03/11/2022	Nitrosamines:HRMS	Nitrosodimethylamine[N-]	62-75-9	INIT	REG	UF	N	0.0004	0.0004	0.000962	

Location ID	Sample Date	Lab Method	Parameter Name	Parameter Code	Analysis Type Code	Sample Purpose	Field Preparation Code	Detected	Report Result	Report Method Detection Limit	Report Detection Limit	Report Uncertainty
Between E252 and Water at Beta	03/11/2022	SW-846:8270E	Nitrosodimethylamine[N-]	62-75-9	INIT	REG	UF	N	3.00	3.00	10.0	
Bulldog Spring	03/08/2022	EPA:353.2	Nitrate-Nitrite as Nitrogen	NO3+NO2-N	INIT	REG	F	Y	1.25	0.0850	0.250	
Bulldog Spring	03/08/2022	SW-846:8270E	Nitrosodimethylamine[N-]	62-75-9	INIT	REG	UF	N	2.96	2.96	9.87	
Burning Ground Spring	03/05/2022	SW-846:8270E	Nitrosodimethylamine[N-]	62-75-9	INIT	REG	UF	N	3.16	3.16	10.5	
Burning Ground Spring	03/05/2022	EPA:353.2	Nitrate-Nitrite as Nitrogen	NO3+NO2-N	INIT	REG	F	Y	1.85	0.170	0.500	
CDV-16-02659	03/07/2022	SW-846:8270E	Nitrosodimethylamine[N-]	62-75-9	INIT	REG	UF	N	3.00	3.00	10.0	
CDV-16-611937	03/07/2022	SW-846:8270E	Nitrosodimethylamine[N-]	62-75-9	INIT	REG	UF	N	2.96	2.96	9.88	
Paj bel S-N Anch E Basin conf	03/08/2022	Nitrosamines:HRMS	Nitrosodimethylamine[N-]	62-75-9	INIT	REG	UF	N	0.0004	0.0004	0.000943	
Paj bel S-N Anch E Basin conf	03/08/2022	SW-846:8270E	Nitrosodimethylamine[N-]	62-75-9	INIT	REG	UF	N	2.95	2.95	9.83	
16-61439	03/07/2022	Nitrosamines:HRMS	Nitroso-di-n-butylamine[N-]	924-16-3	INIT	REG	UF	N	0.00039	0.00039	0.000952	
16-61439	03/07/2022	SW-846:8270E	Nitroso-di-n-butylamine[N-]	924-16-3	INIT	REG	UF	N	3.02	3.02	10.1	
Between E252 and Water at Beta	03/11/2022	Nitrosamines:HRMS	Nitroso-di-n-butylamine[N-]	924-16-3	INIT	REG	UF	N	0.00039	0.00039	0.000962	
Between E252 and Water at Beta	03/11/2022	SW-846:8270E	Nitroso-di-n-butylamine[N-]	924-16-3	INIT	REG	UF	N	3.00	3.00	10.0	
CDV-16-611937	03/07/2022	EPA:353.2	Nitrate-Nitrite as Nitrogen	NO3+NO2-N	INIT	REG	F	Y	0.0363	0.0170	0.0500	
Bulldog Spring	03/08/2022	SW-846:8270E	Nitroso-di-n-butylamine[N-]	924-16-3	INIT	REG	UF	N	2.96	2.96	9.87	
Burning Ground Spring	03/05/2022	Nitrosamines:HRMS	Nitroso-di-n-butylamine[N-]	924-16-3	INIT	REG	UF	N	0.00039	0.00039	0.000943	
Burning Ground Spring	03/05/2022	SW-846:8270E	Nitroso-di-n-butylamine[N-]	924-16-3	INIT	REG	UF	N	3.16	3.16	10.5	
CDV-16-02659	03/07/2022	Nitrosamines:HRMS	Nitroso-di-n-butylamine[N-]	924-16-3	INIT	REG	UF	N	0.00039	0.00039	0.000943	
CDV-16-02659	03/07/2022	SW-846:8270E	Nitroso-di-n-butylamine[N-]	924-16-3	INIT	REG	UF	N	3.00	3.00	10.0	
CDV-16-611937	03/07/2022	SW-846:8270E	Nitroso-di-n-butylamine[N-]	924-16-3	INIT	REG	UF	N	2.96	2.96	9.88	
Paj bel S-N Anch E Basin conf	03/08/2022	Nitrosamines:HRMS	Nitroso-di-n-butylamine[N-]	924-16-3	INIT	REG	UF	N	0.00039	0.00039	0.000943	
Paj bel S-N Anch E Basin conf	03/08/2022	SW-846:8270E	Nitroso-di-n-butylamine[N-]	924-16-3	INIT	REG	UF	N	2.95	2.95	9.83	
16-61439	03/07/2022	Nitrosamines:HRMS	Nitroso-di-n-propylamine[N-]	621-64-7	INIT	REG	UF	N	0.00019	0.00019	0.000952	
16-61439	03/07/2022	SW-846:8270E	Nitroso-di-n-propylamine[N-]	621-64-7	INIT	REG	UF	N	3.02	3.02	10.1	
Between E252 and Water at Beta	03/11/2022	Nitrosamines:HRMS	Nitroso-di-n-propylamine[N-]	621-64-7	INIT	REG	UF	N	0.00019	0.00019	0.000962	
Between E252 and Water at Beta	03/11/2022	SW-846:8270E	Nitroso-di-n-propylamine[N-]	621-64-7	INIT	REG	UF	N	3.00	3.00	10.0	
Bulldog Spring	03/08/2022	Nitrosamines:HRMS	Nitroso-di-n-propylamine[N-]	621-64-7	INIT	REG	UF	N	0.00019	0.00019	0.000943	
Bulldog Spring	03/08/2022	SW-846:8270E	Nitroso-di-n-propylamine[N-]	621-64-7	INIT	REG	UF	N	2.96	2.96	9.87	
Burning Ground Spring	03/05/2022	Nitrosamines:HRMS	Nitroso-di-n-propylamine[N-]	621-64-7	INIT	REG	UF	N	0.00019	0.00019	0.000943	
Burning Ground Spring	03/05/2022	SW-846:8270E	Nitroso-di-n-propylamine[N-]	621-64-7	INIT	REG	UF	N	3.16	3.16	10.5	
CDV-16-02659	03/07/2022	Nitrosamines:HRMS	Nitroso-di-n-propylamine[N-]	621-64-7	INIT	REG	UF	N	0.00019	0.00019	0.000943	
CDV-16-02659	03/07/2022	SW-846:8270E	Nitroso-di-n-propylamine[N-]	621-64-7	INIT	REG	UF	N	3.00	3.00	10.0	
CDV-16-611937	03/07/2022	SW-846:8270E	Nitroso-di-n-propylamine[N-]	621-64-7	INIT	REG	UF	N	2.96	2.96	9.88	
Paj bel S-N Anch E Basin conf	03/08/2022	Nitrosamines:HRMS	Nitroso-di-n-propylamine[N-]	621-64-7	INIT	REG	UF	N	0.00019	0.00019	0.000943	
Paj bel S-N Anch E Basin conf	03/08/2022	SW-846:8270E	Nitroso-di-n-propylamine[N-]	621-64-7	INIT	REG	UF	N	2.95	2.95	9.83	
16-61439	03/07/2022	Nitrosamines:HRMS	Nitrosopyrrolidine[N-]	930-55-2	INIT	REG	UF	N	0.00038	0.00038	0.000952	
16-61439	03/07/2022	SW-846:8270E	Nitrosopyrrolidine[N-]	930-55-2	INIT	REG	UF	N	3.02	3.02	10.1	
Between E252 and Water at Beta	03/11/2022	Nitrosamines:HRMS	Nitrosopyrrolidine[N-]	930-55-2	INIT	REG	UF	N	0.00038	0.00038	0.000962	
Between E252 and Water at Beta	03/11/2022	SW-846:8270E	Nitrosopyrrolidine[N-]	930-55-2	INIT	REG	UF	N	3.00	3.00	10.0	
Bulldog Spring	03/08/2022	Nitrosamines:HRMS	Nitrosopyrrolidine[N-]	930-55-2	INIT	REG	UF	N	0.00038	0.00038	0.000943	
Bulldog Spring	03/08/2022	SW-846:8270E	Nitrosopyrrolidine[N-]	930-55-2	INIT	REG	UF	N	2.96	2.96	9.87	
Burning Ground Spring	03/05/2022	Nitrosamines:HRMS	Nitrosopyrrolidine[N-]	930-55-2	INIT	REG	UF	N	0.00038	0.00038	0.000943	
Burning Ground Spring	03/05/2022	SW-846:8270E	Nitrosopyrrolidine[N-]	930-55-2	INIT	REG	UF	N	3.16	3.16	10.5	
CDV-16-02659	03/07/2022	Nitrosamines:HRMS	Nitrosopyrrolidine[N-]	930-55-2	INIT	REG	UF	N	0.00038	0.00038	0.000943	

Location ID	Sample Date	Lab Method	Parameter Name	Parameter Code	Analysis Type Code	Sample Purpose	Field Preparation Code	Detected	Report Result	Report Method Detection Limit	Report Detection Limit	Report Uncertainty
CDV-16-02659	03/07/2022	SW-846:8270E	Nitrosopyrrolidine[N-]	930-55-2	INIT	REG	UF	N	3.00	3.00	10.0	
CDV-16-611937	03/07/2022	SW-846:8270E	Nitrosopyrrolidine[N-]	930-55-2	INIT	REG	UF	N	2.96	2.96	9.88	
Paj bel S-N Anch E Basin conf	03/08/2022	Nitrosamines:HRMS	Nitrosopyrrolidine[N-]	930-55-2	INIT	REG	UF	N	0.00038	0.00038	0.000943	
Paj bel S-N Anch E Basin conf	03/08/2022	SW-846:8270E	Nitrosopyrrolidine[N-]	930-55-2	INIT	REG	UF	N	2.95	2.95	9.83	
16-61439	03/07/2022	SW-846:8330B	Nitrotoluene[2-]	88-72-2	INIT	REG	UF	N	0.0802	0.0802	0.244	
Between E252 and Water at Beta	03/11/2022	SW-846:8330B	Nitrotoluene[2-]	88-72-2	INIT	REG	UF	N	0.0803	0.0803	0.245	
Bulldog Spring	03/08/2022	SW-846:8330B	Nitrotoluene[2-]	88-72-2	INIT	REG	UF	N	0.0816	0.0816	0.249	
Burning Ground Spring	03/05/2022	SW-846:8330B	Nitrotoluene[2-]	88-72-2	INIT	REG	UF	N	0.0853	0.0853	0.260	
CDV-16-02656	03/05/2022	SW-846:8330B	Nitrotoluene[2-]	88-72-2	INIT	REG	UF	N	0.0891	0.0891	0.272	
CDV-16-02659	03/07/2022	SW-846:8330B	Nitrotoluene[2-]	88-72-2	INIT	REG	UF	N	0.0809	0.0809	0.247	
CDV-16-611937	03/07/2022	SW-846:8330B	Nitrotoluene[2-]	88-72-2	INIT	REG	UF	N	0.0797	0.0797	0.243	
Paj bel S-N Anch E Basin conf	03/08/2022	SW-846:8330B	Nitrotoluene[2-]	88-72-2	INIT	REG	UF	N	0.0792	0.0792	0.241	
16-61439	03/07/2022	SW-846:8330B	Nitrotoluene[3-]	99-08-1	INIT	REG	UF	N	0.0782	0.0782	0.244	
Between E252 and Water at Beta	03/11/2022	SW-846:8330B	Nitrotoluene[3-]	99-08-1	INIT	REG	UF	N	0.0783	0.0783	0.245	
Bulldog Spring	03/08/2022	SW-846:8330B	Nitrotoluene[3-]	99-08-1	INIT	REG	UF	N	0.0796	0.0796	0.249	
Burning Ground Spring	03/05/2022	SW-846:8330B	Nitrotoluene[3-]	99-08-1	INIT	REG	UF	N	0.0832	0.0832	0.260	
CDV-16-02656	03/05/2022	SW-846:8330B	Nitrotoluene[3-]	99-08-1	INIT	REG	UF	N	0.0869	0.0869	0.272	
CDV-16-02659	03/07/2022	SW-846:8330B	Nitrotoluene[3-]	99-08-1	INIT	REG	UF	N	0.0789	0.0789	0.247	
CDV-16-611937	03/07/2022	SW-846:8330B	Nitrotoluene[3-]	99-08-1	INIT	REG	UF	N	0.0778	0.0778	0.243	
Paj bel S-N Anch E Basin conf	03/08/2022	SW-846:8330B	Nitrotoluene[3-]	99-08-1	INIT	REG	UF	N	0.0773	0.0773	0.241	
16-61439	03/07/2022	SW-846:8330B	Nitrotoluene[4-]	99-99-0	INIT	REG	UF	N	0.147	0.147	0.489	
Between E252 and Water at Beta	03/11/2022	SW-846:8330B	Nitrotoluene[4-]	99-99-0	INIT	REG	UF	N	0.147	0.147	0.490	
Bulldog Spring	03/08/2022	SW-846:8330B	Nitrotoluene[4-]	99-99-0	INIT	REG	UF	N	0.149	0.149	0.498	
Burning Ground Spring	03/05/2022	SW-846:8330B	Nitrotoluene[4-]	99-99-0	INIT	REG	UF	N	0.156	0.156	0.520	
CDV-16-02656	03/05/2022	SW-846:8330B	Nitrotoluene[4-]	99-99-0	INIT	REG	UF	N	0.163	0.163	0.543	
CDV-16-02659	03/07/2022	SW-846:8330B	Nitrotoluene[4-]	99-99-0	INIT	REG	UF	N	0.148	0.148	0.493	
CDV-16-611937	03/07/2022	SW-846:8330B	Nitrotoluene[4-]	99-99-0	INIT	REG	UF	N	0.146	0.146	0.486	
Paj bel S-N Anch E Basin conf	03/08/2022	SW-846:8330B	Nitrotoluene[4-]	99-99-0	INIT	REG	UF	N	0.145	0.145	0.483	
16-61439	03/07/2022	SW-846:8270E	Oxybis(1-chloropropane)[2,2'-]	108-60-1	INIT	REG	UF	N	3.02	3.02	10.1	
Between E252 and Water at Beta	03/11/2022	SW-846:8270E	Oxybis(1-chloropropane)[2,2'-]	108-60-1	INIT	REG	UF	N	3.00	3.00	10.0	
Bulldog Spring	03/08/2022	SW-846:8270E	Oxybis(1-chloropropane)[2,2'-]	108-60-1	INIT	REG	UF	N	2.96	2.96	9.87	
Burning Ground Spring	03/05/2022	SW-846:8270E	Oxybis(1-chloropropane)[2,2'-]	108-60-1	INIT	REG	UF	N	3.16	3.16	10.5	
CDV-16-02659	03/07/2022	SW-846:8270E	Oxybis(1-chloropropane)[2,2'-]	108-60-1	INIT	REG	UF	N	3.00	3.00	10.0	
CDV-16-611937	03/07/2022	SW-846:8270E	Oxybis(1-chloropropane)[2,2'-]	108-60-1	INIT	REG	UF	N	2.96	2.96	9.88	
Paj bel S-N Anch E Basin conf	03/08/2022	SW-846:8270E	Oxybis(1-chloropropane)[2,2'-]	108-60-1	INIT	REG	UF	N	2.95	2.95	9.83	
16-61439	03/07/2022	SW-846:8270E	Pentachlorobenzene	608-93-5	INIT	REG	UF	N	3.02	3.02	10.1	
Between E252 and Water at Beta	03/11/2022	SW-846:8270E	Pentachlorobenzene	608-93-5	INIT	REG	UF	N	3.00	3.00	10.0	
Bulldog Spring	03/08/2022	SW-846:8270E	Pentachlorobenzene	608-93-5	INIT	REG	UF	N	2.96	2.96	9.87	
Burning Ground Spring	03/05/2022	SW-846:8270E	Pentachlorobenzene	608-93-5	INIT	REG	UF	N	3.16	3.16	10.5	
CDV-16-02659	03/07/2022	SW-846:8270E	Pentachlorobenzene	608-93-5	INIT	REG	UF	N	3.00	3.00	10.0	
CDV-16-611937	03/07/2022	SW-846:8270E	Pentachlorobenzene	608-93-5	INIT	REG	UF	N	2.96	2.96	9.88	
Paj bel S-N Anch E Basin conf	03/08/2022	SW-846:8270E	Pentachlorobenzene	608-93-5	INIT	REG	UF	N	2.95	2.95	9.83	
16-61439	03/07/2022	SW-846:8270E	Pentachlorophenol	87-86-5	INIT	REG	UF	N	3.02	3.02	10.1	
Between E252 and Water at Beta	03/11/2022	SW-846:8270E	Pentachlorophenol	87-86-5	INIT	REG	UF	N	3.00	3.00	10.0	

Location ID	Sample Date	Lab Method	Parameter Name	Parameter Code	Analysis Type Code	Sample Purpose	Field Preparation Code	Detected	Report Result	Report Method Detection Limit	Report Detection Limit	Report Uncertainty
Bulldog Spring	03/08/2022	SW-846:8270E	Pentachlorophenol	87-86-5	INIT	REG	UF	N	2.96	2.96	9.87	
Burning Ground Spring	03/05/2022	SW-846:8270E	Pentachlorophenol	87-86-5	INIT	REG	UF	N	3.16	3.16	10.5	
CDV-16-02659	03/07/2022	SW-846:8270E	Pentachlorophenol	87-86-5	INIT	REG	UF	N	3.00	3.00	10.0	
CDV-16-611937	03/07/2022	SW-846:8270E	Pentachlorophenol	87-86-5	INIT	REG	UF	N	2.96	2.96	9.88	
Paj bel S-N Anch E Basin conf	03/08/2022	SW-846:8270E	Pentachlorophenol	87-86-5	INIT	REG	UF	N	2.95	2.95	9.83	
16-61439	03/07/2022	Nitrosamines:HRMS	Nitrosodimethylamine[N-]	62-75-9	INIT	REG	UF	Y	0.00164	0.0004	0.000952	
Bulldog Spring	03/08/2022	Nitrosamines:HRMS	Nitrosodimethylamine[N-]	62-75-9	INIT	REG	UF	Y	0.00214	0.0004	0.000943	
CDV-16-02659	03/07/2022	Nitrosamines:HRMS	Nitrosodimethylamine[N-]	62-75-9	INIT	REG	UF	Y	0.000942	0.0004	0.000943	
Bulldog Spring	03/08/2022	Nitrosamines:HRMS	Nitroso-di-n-butylamine[N-]	924-16-3	INIT	REG	UF	Y	0.00199	0.00039	0.000943	
16-61439	03/07/2022	SW-846:6850	Perchlorate	ClO4	INIT	REG	F	Y	0.361	0.0500	0.200	
Between E252 and Water at Beta	03/11/2022	SW-846:6850	Perchlorate	ClO4	INIT	REG	F	Y	0.100	0.0500	0.200	
Bulldog Spring	03/08/2022	SW-846:6850	Perchlorate	ClO4	INIT	REG	F	Y	0.825	0.0500	0.200	
CDV-16-02659	03/07/2022	EPA:537M	Perfluorohexanesulfonic acid	355-46-4	INIT	REG	UF	N	0.601	0.601	1.66	
Paj bel S-N Anch E Basin conf	03/08/2022	EPA:537M	Perfluorohexanesulfonic acid	355-46-4	INIT	REG	UF	N	0.598	0.598	1.65	
CDV-16-02659	03/07/2022	EPA:537M	Perfluorooctanesulfonic acid	1763-23-1	INIT	REG	UF	N	0.728	0.728	1.82	
Burning Ground Spring	03/05/2022	SW-846:6850	Perchlorate	ClO4	INIT	REG	F	Y	0.577	0.0500	0.200	
CDV-16-02659	03/07/2022	SW-846:6850	Perchlorate	ClO4	INIT	REG	F	Y	0.159	0.0500	0.200	
CDV-16-611937	03/07/2022	SW-846:6850	Perchlorate	ClO4	INIT	REG	F	Y	0.129	0.0500	0.200	
16-61439	03/07/2022	SW-846:8330B	PETN	78-11-5	INIT	REG	UF	N	0.0978	0.0978	0.489	
Between E252 and Water at Beta	03/11/2022	SW-846:8330B	PETN	78-11-5	INIT	REG	UF	N	0.0979	0.0979	0.490	
Bulldog Spring	03/08/2022	SW-846:8330B	PETN	78-11-5	INIT	REG	UF	N	0.0995	0.0995	0.498	
Burning Ground Spring	03/05/2022	SW-846:8330B	PETN	78-11-5	INIT	REG	UF	N	0.104	0.104	0.520	
CDV-16-02656	03/05/2022	SW-846:8330B	PETN	78-11-5	INIT	REG	UF	N	0.109	0.109	0.543	
CDV-16-02659	03/07/2022	SW-846:8330B	PETN	78-11-5	INIT	REG	UF	N	0.0986	0.0986	0.493	
CDV-16-611937	03/07/2022	SW-846:8330B	PETN	78-11-5	INIT	REG	UF	N	0.0973	0.0973	0.486	
Paj bel S-N Anch E Basin conf	03/08/2022	SW-846:8330B	PETN	78-11-5	INIT	REG	UF	N	0.0966	0.0966	0.483	
16-61439	03/07/2022	SW-846:8270E	Phenanthrene	85-01-8	INIT	REG	UF	N	0.302	0.302	1.01	
Between E252 and Water at Beta	03/11/2022	SW-846:8270E	Phenanthrene	85-01-8	INIT	REG	UF	N	0.300	0.300	1.00	
Bulldog Spring	03/08/2022	SW-846:8270E	Phenanthrene	85-01-8	INIT	REG	UF	N	0.296	0.296	0.987	
Burning Ground Spring	03/05/2022	SW-846:8270E	Phenanthrene	85-01-8	INIT	REG	UF	N	0.316	0.316	1.05	
CDV-16-02659	03/07/2022	SW-846:8270E	Phenanthrene	85-01-8	INIT	REG	UF	N	0.300	0.300	1.00	
CDV-16-611937	03/07/2022	SW-846:8270E	Phenanthrene	85-01-8	INIT	REG	UF	N	0.296	0.296	0.988	
Paj bel S-N Anch E Basin conf	03/08/2022	SW-846:8270E	Phenanthrene	85-01-8	INIT	REG	UF	N	0.295	0.295	0.983	
16-61439	03/07/2022	SW-846:8270E	Phenol	108-95-2	INIT	REG	UF	N	3.02	3.02	10.1	
Between E252 and Water at Beta	03/11/2022	SW-846:8270E	Phenol	108-95-2	INIT	REG	UF	N	3.00	3.00	10.0	
Bulldog Spring	03/08/2022	SW-846:8270E	Phenol	108-95-2	INIT	REG	UF	N	2.96	2.96	9.87	
Burning Ground Spring	03/05/2022	SW-846:8270E	Phenol	108-95-2	INIT	REG	UF	N	3.16	3.16	10.5	
CDV-16-02659	03/07/2022	SW-846:8270E	Phenol	108-95-2	INIT	REG	UF	N	3.00	3.00	10.0	
CDV-16-611937	03/07/2022	SW-846:8270E	Phenol	108-95-2	INIT	REG	UF	N	2.96	2.96	9.88	
Paj bel S-N Anch E Basin conf	03/08/2022	SW-846:8270E	Phenol	108-95-2	INIT	REG	UF	N	2.95	2.95	9.83	
16-61439	03/07/2022	HASL-300:ISOPU	Plutonium-238	Pu-238	INIT	REG	UF	N	-0.0170			0.0170
Between E252 and Water at Beta	03/11/2022	HASL-300:ISOPU	Plutonium-238	Pu-238	INIT	REG	UF	N	0.000			0.00730
Bulldog Spring	03/08/2022	HASL-300:ISOPU	Plutonium-238	Pu-238	INIT	REG	UF	N	0.000			0.0200
Burning Ground Spring	03/05/2022	HASL-300:ISOPU	Plutonium-238	Pu-238	INIT	REG	UF	N	0.00228			0.00684

Location ID	Sample Date	Lab Method	Parameter Name	Parameter Code	Analysis Type Code	Sample Purpose	Field Preparation Code	Detected	Report Result	Report Method Detection Limit	Report Detection Limit	Report Uncertainty
CDV-16-02659	03/07/2022	HASL-300:ISOPU	Plutonium-238	Pu-238	INIT	REG	UF	N	-0.0306			0.0177
Paj bel S-N Anch E Basin conf	03/08/2022	HASL-300:ISOPU	Plutonium-238	Pu-238	INIT	REG	UF	N	0.000			0.00845
16-61439	03/07/2022	HASL-300:ISOPU	Plutonium-239/240	Pu-239/240	INIT	REG	UF	N	0.000			0.0265
Between E252 and Water at Beta	03/11/2022	HASL-300:ISOPU	Plutonium-239/240	Pu-239/240	INIT	REG	UF	N	0.000			0.00893
Bulldog Spring	03/08/2022	HASL-300:ISOPU	Plutonium-239/240	Pu-239/240	INIT	REG	UF	N	-0.0481			0.0256
Burning Ground Spring	03/05/2022	HASL-300:ISOPU	Plutonium-239/240	Pu-239/240	INIT	REG	UF	N	0.0137			0.00791
CDV-16-02659	03/07/2022	HASL-300:ISOPU	Plutonium-239/240	Pu-239/240	INIT	REG	UF	N	-0.0102			0.0161
Paj bel S-N Anch E Basin conf	03/08/2022	HASL-300:ISOPU	Plutonium-239/240	Pu-239/240	INIT	REG	UF	N	-0.0276			0.0109
Paj bel S-N Anch E Basin conf	03/08/2022	SW-846:6850	Perchlorate	ClO4	INIT	REG	F	Y	0.257	0.0500	0.200	
Paj bel S-N Anch E Basin conf	03/08/2022	EPA:537M	Perfluorooctanesulfonic acid	1763-23-1	INIT	REG	UF	Y	2.82	0.725	1.81	
CDV-16-02659	03/07/2022	EPA:537M	Perfluorooctanoic acid	335-67-1	INIT	REG	UF	Y	10.4	0.728	1.82	
Paj bel S-N Anch E Basin conf	03/08/2022	EPA:537M	Perfluorooctanoic acid	335-67-1	INIT	REG	UF	Y	0.993	0.725	1.81	
16-61439	03/07/2022	SW-846:6010D	Potassium	K	INIT	REG	F	Y	2.93	0.05	0.15	
Between E252 and Water at Beta	03/11/2022	SW-846:6010D	Potassium	K	INIT	REG	F	Y	2.43	0.05	0.15	
Between E252 and Water at Beta	03/11/2022	SW-846:6010D	Potassium	K	INIT	REG	UF	Y	2.41	0.05	0.15	
Bulldog Spring	03/08/2022	SW-846:6010D	Potassium	K	INIT	REG	F	Y	3.8	0.05	0.15	
Burning Ground Spring	03/05/2022	SW-846:6010D	Potassium	K	INIT	REG	F	Y	3.26	0.05	0.15	
CDV-16-02659	03/07/2022	SW-846:6010D	Potassium	K	INIT	REG	F	Y	2.87	0.05	0.15	
16-61439	03/07/2022	EPA:901.1	Potassium-40	K-40	INIT	REG	UF	N	-12.8			14.2
Between E252 and Water at Beta	03/11/2022	EPA:901.1	Potassium-40	K-40	INIT	REG	UF	N	36.0			28.5
Bulldog Spring	03/08/2022	EPA:901.1	Potassium-40	K-40	INIT	REG	UF	N	-3.64			13.2
Burning Ground Spring	03/05/2022	EPA:901.1	Potassium-40	K-40	INIT	REG	UF	N	-6.99			14.5
CDV-16-02659	03/07/2022	EPA:901.1	Potassium-40	K-40	INIT	REG	UF	N	-32.6			14.8
Paj bel S-N Anch E Basin conf	03/08/2022	EPA:901.1	Potassium-40	K-40	INIT	REG	UF	N	-10.2			19.1
16-61439	03/07/2022	SW-846:8270E	Prometon	1610-18-0	INIT	REG	UF	N	3.02	3.02	10.1	
Between E252 and Water at Beta	03/11/2022	SW-846:8270E	Prometon	1610-18-0	INIT	REG	UF	N	3.00	3.00	10.0	
Bulldog Spring	03/08/2022	SW-846:8270E	Prometon	1610-18-0	INIT	REG	UF	N	2.96	2.96	9.87	
Burning Ground Spring	03/05/2022	SW-846:8270E	Prometon	1610-18-0	INIT	REG	UF	N	3.16	3.16	10.5	
CDV-16-02659	03/07/2022	SW-846:8270E	Prometon	1610-18-0	INIT	REG	UF	N	3.00	3.00	10.0	
CDV-16-611937	03/07/2022	SW-846:8270E	Prometon	1610-18-0	INIT	REG	UF	N	2.96	2.96	9.88	
Paj bel S-N Anch E Basin conf	03/08/2022	SW-846:8270E	Prometon	1610-18-0	INIT	REG	UF	N	2.95	2.95	9.83	
16-61439	03/07/2022	SW-846:8260D	Propionitrile	107-12-0	INIT	REG	UF	N	1.67	1.67	5.00	
16-61439	03/07/2022	SW-846:8260D	Propionitrile	107-12-0	INIT	FTB	UF	N	1.67	1.67	5.00	
Between E252 and Water at Beta	03/11/2022	SW-846:8260D	Propionitrile	107-12-0	INIT	FTB	UF	N	1.67	1.67	5.00	
Between E252 and Water at Beta	03/11/2022	SW-846:8260D	Propionitrile	107-12-0	INIT	REG	UF	N	1.67	1.67	5.00	
Bulldog Spring	03/08/2022	SW-846:8260D	Propionitrile	107-12-0	INIT	REG	UF	N	1.67	1.67	5.00	
Bulldog Spring	03/08/2022	SW-846:8260D	Propionitrile	107-12-0	INIT	FTB	UF	N	1.67	1.67	5.00	
Burning Ground Spring	03/05/2022	SW-846:8260D	Propionitrile	107-12-0	INIT	FTB	UF	N	1.67	1.67	5.00	
Burning Ground Spring	03/05/2022	SW-846:8260D	Propionitrile	107-12-0	INIT	REG	UF	N	1.67	1.67	5.00	
CDV-16-02659	03/07/2022	SW-846:8260D	Propionitrile	107-12-0	INIT	FTB	UF	N	1.67	1.67	5.00	
CDV-16-02659	03/07/2022	SW-846:8260D	Propionitrile	107-12-0	INIT	REG	UF	N	1.67	1.67	5.00	
CDV-16-611937	03/07/2022	SW-846:8260D	Propionitrile	107-12-0	INIT	REG	UF	N	1.67	1.67	5.00	
CDV-16-611937	03/07/2022	SW-846:8260D	Propionitrile	107-12-0	INIT	FTB	UF	N	1.67	1.67	5.00	
Paj bel S-N Anch E Basin conf	03/08/2022	SW-846:8260D	Propionitrile	107-12-0	INIT	FTB	UF	N	1.67	1.67	5.00	

Location ID	Sample Date	Lab Method	Parameter Name	Parameter Code	Analysis Type Code	Sample Purpose	Field Preparation Code	Detected	Report Result	Report Method Detection Limit	Report Detection Limit	Report Uncertainty
Paj bel S-N Anch E Basin conf	03/08/2022	SW-846:8260D	Propionitrile	107-12-0	INIT	REG	UF	N	1.67	1.67	5.00	
16-61439	03/07/2022	SW-846:8260D	Propylbenzene[1-]	103-65-1	INIT	REG	UF	N	0.333	0.333	1.00	
16-61439	03/07/2022	SW-846:8260D	Propylbenzene[1-]	103-65-1	INIT	FTB	UF	N	0.333	0.333	1.00	
Between E252 and Water at Beta	03/11/2022	SW-846:8260D	Propylbenzene[1-]	103-65-1	INIT	FTB	UF	N	0.333	0.333	1.00	
Between E252 and Water at Beta	03/11/2022	SW-846:8260D	Propylbenzene[1-]	103-65-1	INIT	REG	UF	N	0.333	0.333	1.00	
Bulldog Spring	03/08/2022	SW-846:8260D	Propylbenzene[1-]	103-65-1	INIT	REG	UF	N	0.333	0.333	1.00	
Bulldog Spring	03/08/2022	SW-846:8260D	Propylbenzene[1-]	103-65-1	INIT	FTB	UF	N	0.333	0.333	1.00	
Burning Ground Spring	03/05/2022	SW-846:8260D	Propylbenzene[1-]	103-65-1	INIT	FTB	UF	N	0.333	0.333	1.00	
Burning Ground Spring	03/05/2022	SW-846:8260D	Propylbenzene[1-]	103-65-1	INIT	REG	UF	N	0.333	0.333	1.00	
CDV-16-02659	03/07/2022	SW-846:8260D	Propylbenzene[1-]	103-65-1	INIT	REG	UF	N	0.333	0.333	1.00	
CDV-16-02659	03/07/2022	SW-846:8260D	Propylbenzene[1-]	103-65-1	INIT	FTB	UF	N	0.333	0.333	1.00	
CDV-16-611937	03/07/2022	SW-846:8260D	Propylbenzene[1-]	103-65-1	INIT	REG	UF	N	0.333	0.333	1.00	
CDV-16-611937	03/07/2022	SW-846:8260D	Propylbenzene[1-]	103-65-1	INIT	FTB	UF	N	0.333	0.333	1.00	
Paj bel S-N Anch E Basin conf	03/08/2022	SW-846:8260D	Propylbenzene[1-]	103-65-1	INIT	FTB	UF	N	0.333	0.333	1.00	
Paj bel S-N Anch E Basin conf	03/08/2022	SW-846:8260D	Propylbenzene[1-]	103-65-1	INIT	REG	UF	N	0.333	0.333	1.00	
16-61439	03/07/2022	SW-846:8270E	Pyrene	129-00-0	INIT	REG	UF	N	0.302	0.302	1.01	
Between E252 and Water at Beta	03/11/2022	SW-846:8270E	Pyrene	129-00-0	INIT	REG	UF	N	0.300	0.300	1.00	
Bulldog Spring	03/08/2022	SW-846:8270E	Pyrene	129-00-0	INIT	REG	UF	N	0.296	0.296	0.987	
Burning Ground Spring	03/05/2022	SW-846:8270E	Pyrene	129-00-0	INIT	REG	UF	N	0.316	0.316	1.05	
CDV-16-02659	03/07/2022	SW-846:8270E	Pyrene	129-00-0	INIT	REG	UF	N	0.300	0.300	1.00	
CDV-16-611937	03/07/2022	SW-846:8270E	Pyrene	129-00-0	INIT	REG	UF	N	0.296	0.296	0.988	
CDV-16-02659	03/07/2022	SW-846:8270E	Pyrene	129-00-0	INIT	REG	UF	N	0.300	0.300	1.00	
CDV-16-611937	03/07/2022	SW-846:8270E	Pyrene	129-00-0	INIT	REG	UF	N	0.296	0.296	0.988	
Paj bel S-N Anch E Basin conf	03/08/2022	SW-846:8270E	Pyrene	129-00-0	INIT	REG	UF	N	0.295	0.295	0.983	
16-61439	03/07/2022	SW-846:8270E	Pyridine	110-86-1	INIT	REG	UF	N	3.02	3.02	10.1	
Between E252 and Water at Beta	03/11/2022	SW-846:8270E	Pyridine	110-86-1	INIT	REG	UF	N	3.00	3.00	10.0	
Bulldog Spring	03/08/2022	SW-846:8270E	Pyridine	110-86-1	INIT	REG	UF	N	2.96	2.96	9.87	
Burning Ground Spring	03/05/2022	SW-846:8270E	Pyridine	110-86-1	INIT	REG	UF	N	3.16	3.16	10.5	
CDV-16-02659	03/07/2022	SW-846:8270E	Pyridine	110-86-1	INIT	REG	UF	N	3.00	3.00	10.0	
CDV-16-611937	03/07/2022	SW-846:8270E	Pyridine	110-86-1	INIT	REG	UF	N	2.96	2.96	9.88	
Paj bel S-N Anch E Basin conf	03/08/2022	SW-846:8270E	Pyridine	110-86-1	INIT	REG	UF	N	2.95	2.95	9.83	
16-61439	03/07/2022	EPA:903.1	Radium-226	Ra-226	INIT	REG	UF	N	0.555			0.231
Bulldog Spring	03/08/2022	EPA:903.1	Radium-226	Ra-226	INIT	REG	UF	N	0.231			0.213
CDV-16-611937	03/07/2022	SW-846:6010D	Potassium	K	INIT	REG	F	Y	2.74	0.05	0.15	
Paj bel S-N Anch E Basin conf	03/08/2022	SW-846:6010D	Potassium	K	INIT	REG	UF	Y	3.4	0.05	0.15	
Paj bel S-N Anch E Basin conf	03/08/2022	EPA:903.1	Radium-226	Ra-226	INIT	REG	UF	N	0.681			0.256
Paj bel S-N Anch E Basin conf	03/08/2022	SW-846:6010D	Potassium	K	INIT	REG	F	Y	3.3	0.05	0.15	
Between E252 and Water at Beta	03/11/2022	EPA:903.1	Radium-226	Ra-226	INIT	REG	UF	Y	0.701			0.255
Burning Ground Spring	03/05/2022	EPA:903.1	Radium-226	Ra-226	INIT	REG	UF	Y	1.08			0.219
CDV-16-02659	03/07/2022	EPA:903.1	Radium-226	Ra-226	INIT	REG	UF	Y	0.962			0.263
16-61439	03/07/2022	Generic:Radium by Calculation	Radium-226 and Radium-228	Ra-226+228	INIT	REG	UF	Y	1.07			0.311
Between E252 and Water at Beta	03/11/2022	Generic:Radium by Calculation	Radium-226 and Radium-228	Ra-226+228	INIT	REG	UF	Y	0.929			0.298
16-61439	03/07/2022	EPA:904	Radium-228	Ra-228	INIT	REG	UF	N	0.510			0.209
Between E252 and Water at Beta	03/11/2022	EPA:904	Radium-228	Ra-228	INIT	REG	UF	N	0.229			0.155
Bulldog Spring	03/08/2022	Generic:Radium by Calculation	Radium-226 and Radium-228	Ra-226+228	INIT	REG	UF	Y	1.12			0.355
Burning Ground Spring	03/05/2022	Generic:Radium by Calculation	Radium-226 and Radium-228	Ra-226+228	INIT	REG	UF	Y	2.33			0.399

Location ID	Sample Date	Lab Method	Parameter Name	Parameter Code	Analysis Type Code	Sample Purpose	Field Preparation Code	Detected	Report Result	Report Method Detection Limit	Report Detection Limit	Report Uncertainty
CDV-16-02659	03/07/2022	EPA:904	Radium-228	Ra-228	INIT	REG	UF	N	0.552			0.222
Paj bel S-N Anch E Basin conf	03/08/2022	EPA:904	Radium-228	Ra-228	INIT	REG	UF	N	0.133			0.117
CDV-16-02659	03/07/2022	Generic:Radium by Calculation	Radium-226 and Radium-228	Ra-226+228	INIT	REG	UF	Y	1.51			0.344
Between E252 and Water at Beta	03/11/2022	SW-846:8330B	RDX	121-82-4	INIT	REG	UF	N	0.0783	0.0783	0.245	
Paj bel S-N Anch E Basin conf	03/08/2022	Generic:Radium by Calculation	Radium-226 and Radium-228	Ra-226+228	INIT	REG	UF	Y	0.815			0.282
Bulldog Spring	03/08/2022	EPA:904	Radium-228	Ra-228	INIT	REG	UF	Y	0.890			0.284
Burning Ground Spring	03/05/2022	EPA:904	Radium-228	Ra-228	INIT	REG	UF	Y	1.26			0.334
Bulldog Spring	03/08/2022	SW-846:8330B	RDX	121-82-4	INIT	REG	UF	Y	6.50	0.0796	0.249	
CDV-16-02656	03/05/2022	SW-846:8330B	RDX	121-82-4	INIT	REG	UF	N	0.0869	0.0869	0.272	
CDV-16-02659	03/07/2022	SW-846:8330B	RDX	121-82-4	INIT	REG	UF	Y	4.04	0.0789	0.247	
CDV-16-611937	03/07/2022	SW-846:8330B	RDX	121-82-4	INIT	REG	UF	Y	1.31	0.0778	0.243	
Paj bel S-N Anch E Basin conf	03/08/2022	SW-846:8330B	RDX	121-82-4	INIT	REG	UF	N	0.0773	0.0773	0.241	
16-61439	03/07/2022	SW-846:6020B	Selenium	Se	INIT	REG	F	N	1.50	1.50	5.00	
Between E252 and Water at Beta	03/11/2022	SW-846:6020B	Selenium	Se	INIT	REG	F	N	1.50	1.50	5.00	
Between E252 and Water at Beta	03/11/2022	SW-846:6020B	Selenium	Se	INIT	REG	UF	N	1.50	1.50	5.00	
Bulldog Spring	03/08/2022	SW-846:6020B	Selenium	Se	INIT	REG	F	N	1.50	1.50	5.00	
Burning Ground Spring	03/05/2022	SW-846:6020B	Selenium	Se	INIT	REG	F	N	1.50	1.50	5.00	
CDV-16-02659	03/07/2022	SW-846:6020B	Selenium	Se	INIT	REG	F	N	1.50	1.50	5.00	
CDV-16-611937	03/07/2022	SW-846:6020B	Selenium	Se	INIT	REG	F	N	1.50	1.50	5.00	
Paj bel S-N Anch E Basin conf	03/08/2022	SW-846:6020B	Selenium	Se	INIT	REG	F	N	1.50	1.50	5.00	
Paj bel S-N Anch E Basin conf	03/08/2022	SW-846:6020B	Selenium	Se	INIT	REG	UF	N	1.50	1.50	5.00	
Paj bel S-N Anch E Basin conf	03/08/2022	SW-846:6020B	Selenium	Se	INIT	REG	F	N	1.50	1.50	5.00	
Paj bel S-N Anch E Basin conf	03/08/2022	SW-846:6020B	Selenium	Se	INIT	REG	UF	N	1.50	1.50	5.00	
16-61439	03/07/2022	SW-846:6010D	Silicon Dioxide	SiO2	INIT	REG	F	Y	36.5	0.053	0.213	
Between E252 and Water at Beta	03/11/2022	SW-846:6010D	Silicon Dioxide	SiO2	INIT	REG	UF	Y	39	0.053	0.213	
Between E252 and Water at Beta	03/11/2022	SW-846:6010D	Silicon Dioxide	SiO2	INIT	REG	F	Y	39.3	0.053	0.213	
Bulldog Spring	03/08/2022	SW-846:6010D	Silicon Dioxide	SiO2	INIT	REG	F	Y	48.4	0.053	0.213	
Burning Ground Spring	03/05/2022	SW-846:6010D	Silicon Dioxide	SiO2	INIT	REG	F	Y	46.8	0.053	0.213	
CDV-16-02659	03/07/2022	SW-846:6010D	Silicon Dioxide	SiO2	INIT	REG	F	Y	30.7	0.053	0.213	
CDV-16-611937	03/07/2022	SW-846:6010D	Silicon Dioxide	SiO2	INIT	REG	F	Y	31.4	0.053	0.213	
Paj bel S-N Anch E Basin conf	03/08/2022	SW-846:6010D	Silicon Dioxide	SiO2	INIT	REG	UF	Y	35.4	0.053	0.213	
Paj bel S-N Anch E Basin conf	03/08/2022	SW-846:6010D	Silicon Dioxide	SiO2	INIT	REG	F	Y	33.3	0.053	0.213	
16-61439	03/07/2022	SW-846:6020B	Silver	Ag	INIT	REG	F	N	0.300	0.300	1.00	
Between E252 and Water at Beta	03/11/2022	SW-846:6020B	Silver	Ag	INIT	REG	F	N	0.300	0.300	1.00	
Between E252 and Water at Beta	03/11/2022	SW-846:6020B	Silver	Ag	INIT	REG	UF	N	0.300	0.300	1.00	
Bulldog Spring	03/08/2022	SW-846:6020B	Silver	Ag	INIT	REG	F	N	0.300	0.300	1.00	
Burning Ground Spring	03/05/2022	SW-846:6020B	Silver	Ag	INIT	REG	F	N	0.300	0.300	1.00	
CDV-16-02659	03/07/2022	SW-846:6020B	Silver	Ag	INIT	REG	F	N	0.300	0.300	1.00	
CDV-16-611937	03/07/2022	SW-846:6020B	Silver	Ag	INIT	REG	F	N	0.300	0.300	1.00	
Paj bel S-N Anch E Basin conf	03/08/2022	SW-846:6020B	Silver	Ag	INIT	REG	F	N	0.300	0.300	1.00	
Paj bel S-N Anch E Basin conf	03/08/2022	SW-846:6020B	Silver	Ag	INIT	REG	UF	N	0.300	0.300	1.00	
16-61439	03/07/2022	SW-846:6010D	Sodium	Na	INIT	REG	F	Y	20.8	0.1	0.3	
Between E252 and Water at Beta	03/11/2022	SW-846:6010D	Sodium	Na	INIT	REG	F	Y	11.4	0.1	0.3	
Between E252 and Water at Beta	03/11/2022	SW-846:6010D	Sodium	Na	INIT	REG	UF	Y	11.2	0.1	0.3	
Bulldog Spring	03/08/2022	SW-846:6010D	Sodium	Na	INIT	REG	F	Y	31.5	0.1	0.3	
Burning Ground Spring	03/05/2022	SW-846:6010D	Sodium	Na	INIT	REG	F	Y	22.6	0.1	0.3	

Location ID	Sample Date	Lab Method	Parameter Name	Parameter Code	Analysis Type Code	Sample Purpose	Field Preparation Code	Detected	Report Result	Report Method Detection Limit	Report Detection Limit	Report Uncertainty
CDV-16-02659	03/07/2022	SW-846:6010D	Sodium	Na	INIT	REG	F	Y	20.3	0.1	0.3	
CDV-16-611937	03/07/2022	SW-846:6010D	Sodium	Na	INIT	REG	F	Y	22.3	0.1	0.3	
Paj bel S-N Anch E Basin conf	03/08/2022	SW-846:6010D	Sodium	Na	INIT	REG	UF	Y	27.9	0.1	0.3	
Paj bel S-N Anch E Basin conf	03/08/2022	SW-846:6010D	Sodium	Na	INIT	REG	F	Y	28.9	0.1	0.3	
16-61439	03/07/2022	EPA:901.1	Sodium-22	Na-22	INIT	REG	UF	N	-0.295			1.05
Between E252 and Water at Beta	03/11/2022	EPA:901.1	Sodium-22	Na-22	INIT	REG	UF	N	-4.53			1.90
Bulldog Spring	03/08/2022	EPA:901.1	Sodium-22	Na-22	INIT	REG	UF	N	-0.744			1.18
Burning Ground Spring	03/05/2022	EPA:901.1	Sodium-22	Na-22	INIT	REG	UF	N	-0.172			1.09
CDV-16-02659	03/07/2022	EPA:901.1	Sodium-22	Na-22	INIT	REG	UF	N	-0.481			1.09
Paj bel S-N Anch E Basin conf	03/08/2022	EPA:901.1	Sodium-22	Na-22	INIT	REG	UF	N	0.117			1.13
16-61439	03/07/2022	EPA:120.1	Specific Conductance	SPEC_CONDC	INIT	REG	F	Y	249	1	1	
Between E252 and Water at Beta	03/11/2022	EPA:120.1	Specific Conductance	SPEC_CONDC	INIT	REG	F	Y	153	1	1	
Bulldog Spring	03/08/2022	EPA:120.1	Specific Conductance	SPEC_CONDC	INIT	REG	F	Y	290	1	1	
Burning Ground Spring	03/05/2022	EPA:120.1	Specific Conductance	SPEC_CONDC	INIT	REG	F	Y	281	1	1	
CDV-16-02659	03/07/2022	EPA:120.1	Specific Conductance	SPEC_CONDC	INIT	REG	F	Y	246	1	1	
CDV-16-611937	03/07/2022	EPA:120.1	Specific Conductance	SPEC_CONDC	INIT	REG	F	Y	193	1	1	
Paj bel S-N Anch E Basin conf	03/08/2022	EPA:120.1	Specific Conductance	SPEC_CONDC	INIT	REG	F	Y	248	1	1	
16-61439	03/07/2022	SW-846:6010D	Strontium	Sr	INIT	REG	F	Y	159	1.00	5.00	
Between E252 and Water at Beta	03/11/2022	SW-846:6010D	Strontium	Sr	INIT	REG	UF	Y	68.5	1.00	5.00	
Between E252 and Water at Beta	03/11/2022	SW-846:6010D	Strontium	Sr	INIT	REG	F	Y	69.4	1.00	5.00	
Bulldog Spring	03/08/2022	SW-846:6010D	Strontium	Sr	INIT	REG	F	Y	132	1.00	5.00	
Burning Ground Spring	03/05/2022	SW-846:6010D	Strontium	Sr	INIT	REG	F	Y	143	1.00	5.00	
CDV-16-02659	03/07/2022	SW-846:6010D	Strontium	Sr	INIT	REG	F	Y	142	1.00	5.00	
CDV-16-611937	03/07/2022	SW-846:6010D	Strontium	Sr	INIT	REG	F	Y	54.4	1.00	5.00	
Paj bel S-N Anch E Basin conf	03/08/2022	SW-846:6010D	Strontium	Sr	INIT	REG	UF	Y	108	1.00	5.00	
Paj bel S-N Anch E Basin conf	03/08/2022	SW-846:6010D	Strontium	Sr	INIT	REG	F	Y	107	1.00	5.00	
16-61439	03/07/2022	EPA:905.0	Strontium-90	Sr-90	INIT	REG	UF	Y	0.613			0.156
Between E252 and Water at Beta	03/11/2022	EPA:905.0	Strontium-90	Sr-90	INIT	REG	UF	Y	0.530			0.158
Bulldog Spring	03/08/2022	EPA:905.0	Strontium-90	Sr-90	INIT	REG	UF	Y	0.561			0.120
Burning Ground Spring	03/05/2022	EPA:905.0	Strontium-90	Sr-90	INIT	REG	UF	N	0.0371			0.248
CDV-16-02659	03/07/2022	EPA:905.0	Strontium-90	Sr-90	INIT	REG	UF	Y	0.798			0.167
Paj bel S-N Anch E Basin conf	03/08/2022	EPA:905.0	Strontium-90	Sr-90	INIT	REG	UF	Y	0.793			0.153
16-61439	03/07/2022	SW-846:8260D	Styrene	100-42-5	INIT	REG	UF	N	0.333	0.333	1.00	
16-61439	03/07/2022	SW-846:8260D	Styrene	100-42-5	INIT	FTB	UF	N	0.333	0.333	1.00	
Between E252 and Water at Beta	03/11/2022	SW-846:8260D	Styrene	100-42-5	INIT	FTB	UF	N	0.333	0.333	1.00	
Between E252 and Water at Beta	03/11/2022	SW-846:8260D	Styrene	100-42-5	INIT	REG	UF	N	0.333	0.333	1.00	
Bulldog Spring	03/08/2022	SW-846:8260D	Styrene	100-42-5	INIT	REG	UF	N	0.333	0.333	1.00	
Bulldog Spring	03/08/2022	SW-846:8260D	Styrene	100-42-5	INIT	FTB	UF	N	0.333	0.333	1.00	
Burning Ground Spring	03/05/2022	SW-846:8260D	Styrene	100-42-5	INIT	FTB	UF	N	0.333	0.333	1.00	
Burning Ground Spring	03/05/2022	SW-846:8260D	Styrene	100-42-5	INIT	REG	UF	N	0.333	0.333	1.00	
CDV-16-02659	03/07/2022	SW-846:8260D	Styrene	100-42-5	INIT	REG	UF	N	0.333	0.333	1.00	
CDV-16-02659	03/07/2022	SW-846:8260D	Styrene	100-42-5	INIT	FTB	UF	N	0.333	0.333	1.00	
CDV-16-611937	03/07/2022	SW-846:8260D	Styrene	100-42-5	INIT	REG	UF	N	0.333	0.333	1.00	
CDV-16-611937	03/07/2022	SW-846:8260D	Styrene	100-42-5	INIT	FTB	UF	N	0.333	0.333	1.00	

Location ID	Sample Date	Lab Method	Parameter Name	Parameter Code	Analysis Type Code	Sample Purpose	Field Preparation Code	Detected	Report Result	Report Method Detection Limit	Report Detection Limit	Report Uncertainty
Paj bel S-N Anch E Basin conf	03/08/2022	SW-846:8260D	Styrene	100-42-5	INIT	FTB	UF	N	0.333	0.333	1.00	
Paj bel S-N Anch E Basin conf	03/08/2022	SW-846:8260D	Styrene	100-42-5	INIT	REG	UF	N	0.333	0.333	1.00	
16-61439	03/07/2022	EPA:300.0	Sulfate	SO4(-2)	INIT	REG	F	Y	7.60	0.133	0.400	
Between E252 and Water at Beta	03/11/2022	EPA:300.0	Sulfate	SO4(-2)	INIT	REG	F	Y	2.18	0.133	0.400	
Bulldog Spring	03/08/2022	EPA:300.0	Sulfate	SO4(-2)	INIT	REG	F	Y	15.4	0.133	0.400	
Burning Ground Spring	03/05/2022	EPA:300.0	Sulfate	SO4(-2)	INIT	REG	F	Y	7.87	0.133	0.400	
CDV-16-02659	03/07/2022	EPA:300.0	Sulfate	SO4(-2)	INIT	REG	F	Y	9.40	0.133	0.400	
CDV-16-611937	03/07/2022	EPA:300.0	Sulfate	SO4(-2)	INIT	REG	F	Y	10.0	0.133	0.400	
Paj bel S-N Anch E Basin conf	03/08/2022	EPA:300.0	Sulfate	SO4(-2)	INIT	REG	F	Y	13.1	0.133	0.400	
16-61439	03/07/2022	SW-846:8270E	Sulfolane	126-33-0	INIT	REG	UF	N	3.02	3.02	10.1	
Between E252 and Water at Beta	03/11/2022	SW-846:8270E	Sulfolane	126-33-0	INIT	REG	UF	N	3.00	3.00	10.0	
Bulldog Spring	03/08/2022	SW-846:8270E	Sulfolane	126-33-0	INIT	REG	UF	N	2.96	2.96	9.87	
Burning Ground Spring	03/05/2022	SW-846:8270E	Sulfolane	126-33-0	INIT	REG	UF	N	3.16	3.16	10.5	
CDV-16-02659	03/07/2022	SW-846:8270E	Sulfolane	126-33-0	INIT	REG	UF	N	3.00	3.00	10.0	
CDV-16-611937	03/07/2022	SW-846:8270E	Sulfolane	126-33-0	INIT	REG	UF	N	2.96	2.96	9.88	
Paj bel S-N Anch E Basin conf	03/08/2022	SW-846:8270E	Sulfolane	126-33-0	INIT	REG	UF	N	2.95	2.95	9.83	
16-61439	03/07/2022	SW-846:8330B	TATB	3058-38-6	INIT	REG	UF	N	0.293	0.293	0.978	
Between E252 and Water at Beta	03/11/2022	SW-846:8330B	TATB	3058-38-6	INIT	REG	UF	N	0.294	0.294	0.979	
Bulldog Spring	03/08/2022	SW-846:8330B	TATB	3058-38-6	INIT	REG	UF	N	0.299	0.299	0.995	
Burning Ground Spring	03/05/2022	SW-846:8330B	TATB	3058-38-6	INIT	REG	UF	N	0.312	0.312	1.04	
CDV-16-02656	03/05/2022	SW-846:8330B	TATB	3058-38-6	INIT	REG	UF	N	0.326	0.326	1.09	
CDV-16-02659	03/07/2022	SW-846:8330B	TATB	3058-38-6	INIT	REG	UF	N	0.296	0.296	0.986	
CDV-16-611937	03/07/2022	SW-846:8330B	TATB	3058-38-6	INIT	REG	UF	N	0.292	0.292	0.973	
Paj bel S-N Anch E Basin conf	03/08/2022	SW-846:8330B	TATB	3058-38-6	INIT	REG	UF	N	0.290	0.290	0.966	
16-61439	03/07/2022	EPA:170.0	Temperature	TEMP	INIT	REG	UF	Y	4			
16-61439	03/07/2022	EPA:170.0	Temperature	TEMP	INIT	FTB	UF	Y	4			
16-61439	03/07/2022	EPA:170.0	Temperature	TEMP	INIT	REG	F	Y	4			
Between E252 and Water at Beta	03/11/2022	EPA:170.0	Temperature	TEMP	INIT	REG	UF	Y	4			
Between E252 and Water at Beta	03/11/2022	EPA:170.0	Temperature	TEMP	INIT	REG	F	Y	4			
Between E252 and Water at Beta	03/11/2022	EPA:170.0	Temperature	TEMP	INIT	FTB	UF	Y	4			
Bulldog Spring	03/08/2022	EPA:170.0	Temperature	TEMP	INIT	FTB	UF	Y	5			
Bulldog Spring	03/08/2022	EPA:170.0	Temperature	TEMP	INIT	REG	UF	Y	5			
Bulldog Spring	03/08/2022	EPA:170.0	Temperature	TEMP	INIT	REG	F	Y	5			
Burning Ground Spring	03/05/2022	EPA:170.0	Temperature	TEMP	INIT	FTB	UF	Y	4			
Burning Ground Spring	03/05/2022	EPA:170.0	Temperature	TEMP	INIT	REG	UF	Y	4			
Burning Ground Spring	03/05/2022	EPA:170.0	Temperature	TEMP	INIT	REG	F	Y	4			
CDV-16-02656	03/05/2022	EPA:170.0	Temperature	TEMP	INIT	REG	UF	Y	4			
CDV-16-02659	03/07/2022	EPA:170.0	Temperature	TEMP	INIT	REG	UF	Y	4			
CDV-16-02659	03/07/2022	EPA:170.0	Temperature	TEMP	INIT	FTB	UF	Y	4			
CDV-16-02659	03/07/2022	EPA:170.0	Temperature	TEMP	INIT	REG	F	Y	4			
CDV-16-611937	03/07/2022	EPA:170.0	Temperature	TEMP	INIT	REG	UF	Y	4			
CDV-16-611937	03/07/2022	EPA:170.0	Temperature	TEMP	INIT	FTB	UF	Y	4			
CDV-16-611937	03/07/2022	EPA:170.0	Temperature	TEMP	INIT	REG	F	Y	4			
Paj bel S-N Anch E Basin conf	03/08/2022	EPA:170.0	Temperature	TEMP	INIT	FTB	UF	Y	5			

Location ID	Sample Date	Lab Method	Parameter Name	Parameter Code	Analysis Type Code	Sample Purpose	Field Preparation Code	Detected	Report Result	Report Method Detection Limit	Report Detection Limit	Report Uncertainty
Paj bel S-N Anch E Basin conf	03/08/2022	EPA:170.0	Temperature	TEMP	INIT	REG	F	Y	5			
Paj bel S-N Anch E Basin conf	03/08/2022	EPA:170.0	Temperature	TEMP	INIT	REG	UF	Y	5			
16-61439	03/07/2022	SW-846:8270E	Tetrachlorobenzene[1,2,4,5]	95-94-3	INIT	REG	UF	N	3.02	3.02	10.1	
Between E252 and Water at Beta	03/11/2022	SW-846:8270E	Tetrachlorobenzene[1,2,4,5]	95-94-3	INIT	REG	UF	N	3.00	3.00	10.0	
Bulldog Spring	03/08/2022	SW-846:8270E	Tetrachlorobenzene[1,2,4,5]	95-94-3	INIT	REG	UF	N	2.96	2.96	9.87	
Burning Ground Spring	03/05/2022	SW-846:8270E	Tetrachlorobenzene[1,2,4,5]	95-94-3	INIT	REG	UF	N	3.16	3.16	10.5	
CDV-16-02659	03/07/2022	SW-846:8270E	Tetrachlorobenzene[1,2,4,5]	95-94-3	INIT	REG	UF	N	3.00	3.00	10.0	
CDV-16-611937	03/07/2022	SW-846:8270E	Tetrachlorobenzene[1,2,4,5]	95-94-3	INIT	REG	UF	N	2.96	2.96	9.88	
Paj bel S-N Anch E Basin conf	03/08/2022	SW-846:8270E	Tetrachlorobenzene[1,2,4,5]	95-94-3	INIT	REG	UF	N	2.95	2.95	9.83	
16-61439	03/07/2022	SW-846:8260D	Tetrachloroethane[1,1,1,2-]	630-20-6	INIT	REG	UF	N	0.333	0.333	1.00	
16-61439	03/07/2022	SW-846:8260D	Tetrachloroethane[1,1,1,2-]	630-20-6	INIT	FTB	UF	N	0.333	0.333	1.00	
Between E252 and Water at Beta	03/11/2022	SW-846:8260D	Tetrachloroethane[1,1,1,2-]	630-20-6	INIT	FTB	UF	N	0.333	0.333	1.00	
Between E252 and Water at Beta	03/11/2022	SW-846:8260D	Tetrachloroethane[1,1,1,2-]	630-20-6	INIT	REG	UF	N	0.333	0.333	1.00	
Bulldog Spring	03/08/2022	SW-846:8260D	Tetrachloroethane[1,1,1,2-]	630-20-6	INIT	FTB	UF	N	0.333	0.333	1.00	
Bulldog Spring	03/08/2022	SW-846:8260D	Tetrachloroethane[1,1,1,2-]	630-20-6	INIT	REG	UF	N	0.333	0.333	1.00	
Burning Ground Spring	03/05/2022	SW-846:8260D	Tetrachloroethane[1,1,1,2-]	630-20-6	INIT	FTB	UF	N	0.333	0.333	1.00	
Burning Ground Spring	03/05/2022	SW-846:8260D	Tetrachloroethane[1,1,1,2-]	630-20-6	INIT	REG	UF	N	0.333	0.333	1.00	
CDV-16-02659	03/07/2022	SW-846:8260D	Tetrachloroethane[1,1,1,2-]	630-20-6	INIT	FTB	UF	N	0.333	0.333	1.00	
CDV-16-02659	03/07/2022	SW-846:8260D	Tetrachloroethane[1,1,1,2-]	630-20-6	INIT	REG	UF	N	0.333	0.333	1.00	
CDV-16-611937	03/07/2022	SW-846:8260D	Tetrachloroethane[1,1,1,2-]	630-20-6	INIT	REG	UF	N	0.333	0.333	1.00	
CDV-16-611937	03/07/2022	SW-846:8260D	Tetrachloroethane[1,1,1,2-]	630-20-6	INIT	FTB	UF	N	0.333	0.333	1.00	
Paj bel S-N Anch E Basin conf	03/08/2022	SW-846:8260D	Tetrachloroethane[1,1,1,2-]	630-20-6	INIT	REG	UF	N	0.333	0.333	1.00	
Paj bel S-N Anch E Basin conf	03/08/2022	SW-846:8260D	Tetrachloroethane[1,1,1,2-]	630-20-6	INIT	FTB	UF	N	0.333	0.333	1.00	
16-61439	03/07/2022	SW-846:8260D	Tetrachloroethane[1,1,2,2-]	79-34-5	INIT	REG	UF	N	0.333	0.333	1.00	
16-61439	03/07/2022	SW-846:8260D	Tetrachloroethane[1,1,2,2-]	79-34-5	INIT	FTB	UF	N	0.333	0.333	1.00	
Between E252 and Water at Beta	03/11/2022	SW-846:8260D	Tetrachloroethane[1,1,2,2-]	79-34-5	INIT	FTB	UF	N	0.333	0.333	1.00	
Between E252 and Water at Beta	03/11/2022	SW-846:8260D	Tetrachloroethane[1,1,2,2-]	79-34-5	INIT	REG	UF	N	0.333	0.333	1.00	
Bulldog Spring	03/08/2022	SW-846:8260D	Tetrachloroethane[1,1,2,2-]	79-34-5	INIT	REG	UF	N	0.333	0.333	1.00	
Bulldog Spring	03/08/2022	SW-846:8260D	Tetrachloroethane[1,1,2,2-]	79-34-5	INIT	FTB	UF	N	0.333	0.333	1.00	
Burning Ground Spring	03/05/2022	SW-846:8260D	Tetrachloroethane[1,1,2,2-]	79-34-5	INIT	FTB	UF	N	0.333	0.333	1.00	
Burning Ground Spring	03/05/2022	SW-846:8260D	Tetrachloroethane[1,1,2,2-]	79-34-5	INIT	REG	UF	N	0.333	0.333	1.00	
CDV-16-02659	03/07/2022	SW-846:8260D	Tetrachloroethane[1,1,2,2-]	79-34-5	INIT	REG	UF	N	0.333	0.333	1.00	
CDV-16-02659	03/07/2022	SW-846:8260D	Tetrachloroethane[1,1,2,2-]	79-34-5	INIT	FTB	UF	N	0.333	0.333	1.00	
CDV-16-611937	03/07/2022	SW-846:8260D	Tetrachloroethane[1,1,2,2-]	79-34-5	INIT	REG	UF	N	0.333	0.333	1.00	
CDV-16-611937	03/07/2022	SW-846:8260D	Tetrachloroethane[1,1,2,2-]	79-34-5	INIT	FTB	UF	N	0.333	0.333	1.00	
Paj bel S-N Anch E Basin conf	03/08/2022	SW-846:8260D	Tetrachloroethane[1,1,2,2-]	79-34-5	INIT	FTB	UF	N	0.333	0.333	1.00	
Paj bel S-N Anch E Basin conf	03/08/2022	SW-846:8260D	Tetrachloroethane[1,1,2,2-]	79-34-5	INIT	REG	UF	N	0.333	0.333	1.00	
16-61439	03/07/2022	SW-846:8260D	Tetrachloroethene	127-18-4	INIT	REG	UF	N	0.333	0.333	1.00	
16-61439	03/07/2022	SW-846:8260D	Tetrachloroethene	127-18-4	INIT	FTB	UF	N	0.333	0.333	1.00	
Between E252 and Water at Beta	03/11/2022	SW-846:8260D	Tetrachloroethene	127-18-4	INIT	FTB	UF	N	0.333	0.333	1.00	
Between E252 and Water at Beta	03/11/2022	SW-846:8260D	Tetrachloroethene	127-18-4	INIT	REG	UF	N	0.333	0.333	1.00	
Bulldog Spring	03/08/2022	SW-846:8260D	Tetrachloroethene	127-18-4	INIT	FTB	UF	N	0.333	0.333	1.00	
Bulldog Spring	03/08/2022	SW-846:8260D	Tetrachloroethene	127-18-4	INIT	REG	UF	N	0.333	0.333	1.00	
Burning Ground Spring	03/05/2022	SW-846:8260D	Tetrachloroethene	127-18-4	INIT	FTB	UF	N	0.333	0.333	1.00	

Location ID	Sample Date	Lab Method	Parameter Name	Parameter Code	Analysis Type Code	Sample Purpose	Field Preparation Code	Detected	Report Result	Report Method Detection Limit	Report Detection Limit	Report Uncertainty
Burning Ground Spring	03/05/2022	SW-846:8260D	Tetrachloroethene	127-18-4	INIT	REG	UF	Y	1.09	0.333	1.00	
CDV-16-02659	03/07/2022	SW-846:8260D	Tetrachloroethene	127-18-4	INIT	FTB	UF	N	0.333	0.333	1.00	
CDV-16-02659	03/07/2022	SW-846:8260D	Tetrachloroethene	127-18-4	INIT	REG	UF	N	0.333	0.333	1.00	
CDV-16-611937	03/07/2022	SW-846:8260D	Tetrachloroethene	127-18-4	INIT	REG	UF	N	0.333	0.333	1.00	
CDV-16-611937	03/07/2022	SW-846:8260D	Tetrachloroethene	127-18-4	INIT	FTB	UF	N	0.333	0.333	1.00	
Paj bel S-N Anch E Basin conf	03/08/2022	SW-846:8260D	Tetrachloroethene	127-18-4	INIT	REG	UF	N	0.333	0.333	1.00	
Paj bel S-N Anch E Basin conf	03/08/2022	SW-846:8260D	Tetrachloroethene	127-18-4	INIT	FTB	UF	N	0.333	0.333	1.00	
16-61439	03/07/2022	SW-846:8270E	Tetrachlorophenol[2,3,4,6-]	58-90-2	INIT	REG	UF	N	3.02	3.02	10.1	
Between E252 and Water at Beta	03/11/2022	SW-846:8270E	Tetrachlorophenol[2,3,4,6-]	58-90-2	INIT	REG	UF	N	3.00	3.00	10.0	
Bulldog Spring	03/08/2022	SW-846:8270E	Tetrachlorophenol[2,3,4,6-]	58-90-2	INIT	REG	UF	N	2.96	2.96	9.87	
Burning Ground Spring	03/05/2022	SW-846:8270E	Tetrachlorophenol[2,3,4,6-]	58-90-2	INIT	REG	UF	N	3.16	3.16	10.5	
CDV-16-02659	03/07/2022	SW-846:8270E	Tetrachlorophenol[2,3,4,6-]	58-90-2	INIT	REG	UF	N	3.00	3.00	10.0	
CDV-16-611937	03/07/2022	SW-846:8270E	Tetrachlorophenol[2,3,4,6-]	58-90-2	INIT	REG	UF	N	2.96	2.96	9.88	
Paj bel S-N Anch E Basin conf	03/08/2022	SW-846:8270E	Tetrachlorophenol[2,3,4,6-]	58-90-2	INIT	REG	UF	N	2.95	2.95	9.83	
16-61439	03/07/2022	SW-846:8330B	Tetryl	479-45-8	INIT	REG	UF	N	0.0782	0.0782	0.489	
Between E252 and Water at Beta	03/11/2022	SW-846:8330B	Tetryl	479-45-8	INIT	REG	UF	N	0.0783	0.0783	0.490	
Bulldog Spring	03/08/2022	SW-846:8330B	Tetryl	479-45-8	INIT	REG	UF	N	0.0796	0.0796	0.498	
Burning Ground Spring	03/05/2022	SW-846:8330B	Tetryl	479-45-8	INIT	REG	UF	N	0.0832	0.0832	0.520	
CDV-16-02656	03/05/2022	SW-846:8330B	Tetryl	479-45-8	INIT	REG	UF	N	0.0869	0.0869	0.543	
CDV-16-02659	03/07/2022	SW-846:8330B	Tetryl	479-45-8	INIT	REG	UF	N	0.0789	0.0789	0.493	
CDV-16-611937	03/07/2022	SW-846:8330B	Tetryl	479-45-8	INIT	REG	UF	N	0.0778	0.0778	0.486	
CDV-16-02659	03/07/2022	SW-846:8330B	Tetryl	479-45-8	INIT	REG	UF	N	0.0789	0.0789	0.493	
CDV-16-611937	03/07/2022	SW-846:8330B	Tetryl	479-45-8	INIT	REG	UF	N	0.0778	0.0778	0.486	
Paj bel S-N Anch E Basin conf	03/08/2022	SW-846:8330B	Tetryl	479-45-8	INIT	REG	UF	N	0.0773	0.0773	0.483	
16-61439	03/07/2022	SW-846:6020B	Thallium	Tl	INIT	REG	F	N	0.600	0.600	2.00	
Between E252 and Water at Beta	03/11/2022	SW-846:6020B	Thallium	Tl	INIT	REG	F	N	0.600	0.600	2.00	
Between E252 and Water at Beta	03/11/2022	SW-846:6020B	Thallium	Tl	INIT	REG	UF	N	0.600	0.600	2.00	
Bulldog Spring	03/08/2022	SW-846:6020B	Thallium	Tl	INIT	REG	F	N	0.600	0.600	2.00	
Burning Ground Spring	03/05/2022	SW-846:6020B	Thallium	Tl	INIT	REG	F	N	0.600	0.600	2.00	
CDV-16-02659	03/07/2022	SW-846:6020B	Thallium	Tl	INIT	REG	F	N	0.600	0.600	2.00	
CDV-16-611937	03/07/2022	SW-846:6020B	Thallium	Tl	INIT	REG	F	N	0.600	0.600	2.00	
Paj bel S-N Anch E Basin conf	03/08/2022	SW-846:6020B	Thallium	Tl	INIT	REG	UF	N	0.600	0.600	2.00	
Paj bel S-N Anch E Basin conf	03/08/2022	SW-846:6020B	Thallium	Tl	INIT	REG	F	N	0.600	0.600	2.00	
16-61439	03/07/2022	SW-846:6020B	Tin	Sn	INIT	REG	F	N	1.00	1.00	5.00	
Between E252 and Water at Beta	03/11/2022	SW-846:6020B	Tin	Sn	INIT	REG	F	N	1.00	1.00	5.00	
Between E252 and Water at Beta	03/11/2022	SW-846:6020B	Tin	Sn	INIT	REG	UF	N	1.00	1.00	5.00	
Bulldog Spring	03/08/2022	SW-846:6020B	Tin	Sn	INIT	REG	F	N	1.00	1.00	5.00	
Burning Ground Spring	03/05/2022	SW-846:6020B	Tin	Sn	INIT	REG	F	N	1.00	1.00	5.00	
CDV-16-02659	03/07/2022	SW-846:6020B	Tin	Sn	INIT	REG	F	N	1.00	1.00	5.00	
CDV-16-611937	03/07/2022	SW-846:6020B	Tin	Sn	INIT	REG	F	N	1.00	1.00	5.00	
Paj bel S-N Anch E Basin conf	03/08/2022	SW-846:6020B	Tin	Sn	INIT	REG	F	N	1.00	1.00	5.00	
Paj bel S-N Anch E Basin conf	03/08/2022	SW-846:6020B	Tin	Sn	INIT	REG	UF	N	1.00	1.00	5.00	
16-61439	03/07/2022	SW-846:8330B	TNX	TNX	INIT	REG	UF	Y	0.252	0.0782	0.244	
Between E252 and Water at Beta	03/11/2022	SW-846:8330B	TNX	TNX	INIT	REG	UF	N	0.0783	0.0783	0.245	
Bulldog Spring	03/08/2022	SW-846:8330B	TNX	TNX	INIT	REG	UF	N	0.0796	0.0796	0.249	
Burning Ground Spring	03/05/2022	SW-846:8330B	TNX	TNX	INIT	REG	UF	Y	0.178	0.0832	0.260	

Location ID	Sample Date	Lab Method	Parameter Name	Parameter Code	Analysis Type Code	Sample Purpose	Field Preparation Code	Detected	Report Result	Report Method Detection Limit	Report Detection Limit	Report Uncertainty
CDV-16-02656	03/05/2022	SW-846:8330B	TNX	TNX	INIT	REG	UF	N	0.0869	0.0869	0.272	
CDV-16-02659	03/07/2022	SW-846:8330B	TNX	TNX	INIT	REG	UF	N	0.0789	0.0789	0.247	
CDV-16-611937	03/07/2022	SW-846:8330B	TNX	TNX	INIT	REG	UF	N	0.0778	0.0778	0.243	
Paj bel S-N Anch E Basin conf	03/08/2022	SW-846:8330B	TNX	TNX	INIT	REG	UF	N	0.0773	0.0773	0.241	
16-61439	03/07/2022	SW-846:8260D	Toluene	108-88-3	INIT	REG	UF	N	0.333	0.333	1.00	
16-61439	03/07/2022	SW-846:8260D	Toluene	108-88-3	INIT	FTB	UF	N	0.333	0.333	1.00	
Between E252 and Water at Beta	03/11/2022	SW-846:8260D	Toluene	108-88-3	INIT	FTB	UF	N	0.333	0.333	1.00	
Between E252 and Water at Beta	03/11/2022	SW-846:8260D	Toluene	108-88-3	INIT	REG	UF	N	0.333	0.333	1.00	
Bulldog Spring	03/08/2022	SW-846:8260D	Toluene	108-88-3	INIT	FTB	UF	N	0.333	0.333	1.00	
Bulldog Spring	03/08/2022	SW-846:8260D	Toluene	108-88-3	INIT	REG	UF	N	0.333	0.333	1.00	
Burning Ground Spring	03/05/2022	SW-846:8260D	Toluene	108-88-3	INIT	FTB	UF	N	0.333	0.333	1.00	
Burning Ground Spring	03/05/2022	SW-846:8260D	Toluene	108-88-3	INIT	REG	UF	N	0.333	0.333	1.00	
CDV-16-02659	03/07/2022	SW-846:8260D	Toluene	108-88-3	INIT	FTB	UF	N	0.333	0.333	1.00	
CDV-16-02659	03/07/2022	SW-846:8260D	Toluene	108-88-3	INIT	REG	UF	N	0.333	0.333	1.00	
CDV-16-611937	03/07/2022	SW-846:8260D	Toluene	108-88-3	INIT	REG	UF	N	0.333	0.333	1.00	
CDV-16-611937	03/07/2022	SW-846:8260D	Toluene	108-88-3	INIT	FTB	UF	N	0.333	0.333	1.00	
Paj bel S-N Anch E Basin conf	03/08/2022	SW-846:8260D	Toluene	108-88-3	INIT	FTB	UF	N	0.333	0.333	1.00	
Paj bel S-N Anch E Basin conf	03/08/2022	SW-846:8260D	Toluene	108-88-3	INIT	REG	UF	N	0.333	0.333	1.00	
16-61439	03/07/2022	EPA:160.1	Total Dissolved Solids	TDS	INIT	REG	F	Y	150	3.40	14.3	
Between E252 and Water at Beta	03/11/2022	EPA:160.1	Total Dissolved Solids	TDS	INIT	REG	F	Y	119	3.40	14.3	
Bulldog Spring	03/08/2022	EPA:160.1	Total Dissolved Solids	TDS	INIT	REG	F	Y	197	3.40	14.3	
Burning Ground Spring	03/05/2022	EPA:160.1	Total Dissolved Solids	TDS	INIT	REG	F	Y	207	3.40	14.3	
CDV-16-02659	03/07/2022	EPA:160.1	Total Dissolved Solids	TDS	INIT	REG	F	Y	156	3.40	14.3	
CDV-16-611937	03/07/2022	EPA:160.1	Total Dissolved Solids	TDS	INIT	REG	F	Y	159	3.40	14.3	
Paj bel S-N Anch E Basin conf	03/08/2022	EPA:160.1	Total Dissolved Solids	TDS	INIT	REG	F	Y	171	3.40	14.3	
16-61439	03/07/2022	EPA:351.2	Total Kjeldahl Nitrogen	TKN	INIT	REG	UF	N	0.0931	0.0330	0.100	
Between E252 and Water at Beta	03/11/2022	EPA:351.2	Total Kjeldahl Nitrogen	TKN	INIT	REG	UF	N	0.175	0.0330	0.100	
Bulldog Spring	03/08/2022	EPA:351.2	Total Kjeldahl Nitrogen	TKN	INIT	REG	UF	N	0.320	0.0330	0.100	
Burning Ground Spring	03/05/2022	EPA:351.2	Total Kjeldahl Nitrogen	TKN	INIT	REG	UF	N	0.0330	0.0330	0.100	
CDV-16-02659	03/07/2022	EPA:351.2	Total Kjeldahl Nitrogen	TKN	INIT	REG	UF	Y	0.844	0.0330	0.100	
Paj bel S-N Anch E Basin conf	03/08/2022	EPA:351.2	Total Kjeldahl Nitrogen	TKN	INIT	REG	UF	N	0.187	0.0330	0.100	
16-61439	03/07/2022	SW-846:9060A	Total Organic Carbon	TOC	INIT	REG	UF	Y	1.08	0.330	1.00	
Between E252 and Water at Beta	03/11/2022	SW-846:9060A	Total Organic Carbon	TOC	INIT	REG	UF	Y	1.39	0.330	1.00	
Bulldog Spring	03/08/2022	SW-846:9060A	Total Organic Carbon	TOC	INIT	REG	UF	Y	1.79	0.330	1.00	
Burning Ground Spring	03/05/2022	SW-846:9060A	Total Organic Carbon	TOC	INIT	REG	UF	Y	0.706	0.330	1.00	
CDV-16-02659	03/07/2022	SW-846:9060A	Total Organic Carbon	TOC	INIT	REG	UF	Y	1.55	0.330	1.00	
Paj bel S-N Anch E Basin conf	03/08/2022	SW-846:9060A	Total Organic Carbon	TOC	INIT	REG	UF	Y	3.09	0.330	1.00	
CDV-16-02659	03/07/2022	EPA:537M	Total PFAS 3a	PFAS-Tot-3a	INIT	REG	UF	Y	10.4		0	
Paj bel S-N Anch E Basin conf	03/08/2022	EPA:537M	Total PFAS 3a	PFAS-Tot-3a	INIT	REG	UF	Y	3.813		0	
16-61439	03/07/2022	EPA:365.4	Total Phosphate as Phosphorus	PO4-P	INIT	REG	F	N	0.0481	0.0200	0.0500	
Between E252 and Water at Beta	03/11/2022	EPA:365.4	Total Phosphate as Phosphorus	PO4-P	INIT	REG	F	N	0.0673	0.0200	0.0500	
Bulldog Spring	03/08/2022	EPA:365.4	Total Phosphate as Phosphorus	PO4-P	INIT	REG	F	N	0.0484	0.0200	0.0500	
Burning Ground Spring	03/05/2022	EPA:365.4	Total Phosphate as Phosphorus	PO4-P	INIT	REG	F	N	0.0976	0.0200	0.0500	
CDV-16-02659	03/07/2022	EPA:365.4	Total Phosphate as Phosphorus	PO4-P	INIT	REG	F	N	0.0602	0.0200	0.0500	

Location ID	Sample Date	Lab Method	Parameter Name	Parameter Code	Analysis Type Code	Sample Purpose	Field Preparation Code	Detected	Report Result	Report Method Detection Limit	Report Detection Limit	Report Uncertainty
CDV-16-611937	03/07/2022	EPA:365.4	Total Phosphate as Phosphorus	PO4-P	INIT	REG	F	N	0.0200	0.0200	0.0500	
Paj bel S-N Anch E Basin conf	03/08/2022	EPA:365.4	Total Phosphate as Phosphorus	PO4-P	INIT	REG	F	N	0.0564	0.0200	0.0500	
16-61439	03/07/2022	SW-846:8260D	Trichloro-1,2,2-trifluoroethane[1,1,2-]	76-13-1	INIT	REG	UF	N	2.98	2.98	5.00	
16-61439	03/07/2022	SW-846:8260D	Trichloro-1,2,2-trifluoroethane[1,1,2-]	76-13-1	INIT	FTB	UF	N	2.98	2.98	5.00	
Between E252 and Water at Beta	03/11/2022	SW-846:8260D	Trichloro-1,2,2-trifluoroethane[1,1,2-]	76-13-1	INIT	FTB	UF	N	2.98	2.98	5.00	
Between E252 and Water at Beta	03/11/2022	SW-846:8260D	Trichloro-1,2,2-trifluoroethane[1,1,2-]	76-13-1	INIT	REG	UF	N	2.98	2.98	5.00	
Bulldog Spring	03/08/2022	SW-846:8260D	Trichloro-1,2,2-trifluoroethane[1,1,2-]	76-13-1	INIT	REG	UF	N	2.98	2.98	5.00	
Bulldog Spring	03/08/2022	SW-846:8260D	Trichloro-1,2,2-trifluoroethane[1,1,2-]	76-13-1	INIT	FTB	UF	N	2.98	2.98	5.00	
Burning Ground Spring	03/05/2022	SW-846:8260D	Trichloro-1,2,2-trifluoroethane[1,1,2-]	76-13-1	INIT	FTB	UF	N	2.98	2.98	5.00	
Burning Ground Spring	03/05/2022	SW-846:8260D	Trichloro-1,2,2-trifluoroethane[1,1,2-]	76-13-1	INIT	REG	UF	N	2.98	2.98	5.00	
CDV-16-02659	03/07/2022	SW-846:8260D	Trichloro-1,2,2-trifluoroethane[1,1,2-]	76-13-1	INIT	REG	UF	N	2.98	2.98	5.00	
CDV-16-02659	03/07/2022	SW-846:8260D	Trichloro-1,2,2-trifluoroethane[1,1,2-]	76-13-1	INIT	FTB	UF	N	2.98	2.98	5.00	
CDV-16-611937	03/07/2022	SW-846:8260D	Trichloro-1,2,2-trifluoroethane[1,1,2-]	76-13-1	INIT	REG	UF	N	2.98	2.98	5.00	
CDV-16-611937	03/07/2022	SW-846:8260D	Trichloro-1,2,2-trifluoroethane[1,1,2-]	76-13-1	INIT	FTB	UF	N	2.98	2.98	5.00	
Paj bel S-N Anch E Basin conf	03/08/2022	SW-846:8260D	Trichloro-1,2,2-trifluoroethane[1,1,2-]	76-13-1	INIT	FTB	UF	N	2.98	2.98	5.00	
Paj bel S-N Anch E Basin conf	03/08/2022	SW-846:8260D	Trichloro-1,2,2-trifluoroethane[1,1,2-]	76-13-1	INIT	REG	UF	N	2.98	2.98	5.00	
16-61439	03/07/2022	SW-846:8260D	Trichlorobenzene[1,2,3-]	87-61-6	INIT	REG	UF	N	0.333	0.333	1.00	
16-61439	03/07/2022	SW-846:8260D	Trichlorobenzene[1,2,3-]	87-61-6	INIT	FTB	UF	N	0.333	0.333	1.00	
Between E252 and Water at Beta	03/11/2022	SW-846:8260D	Trichlorobenzene[1,2,3-]	87-61-6	INIT	FTB	UF	N	0.333	0.333	1.00	
Between E252 and Water at Beta	03/11/2022	SW-846:8260D	Trichlorobenzene[1,2,3-]	87-61-6	INIT	REG	UF	N	0.333	0.333	1.00	
Bulldog Spring	03/08/2022	SW-846:8260D	Trichlorobenzene[1,2,3-]	87-61-6	INIT	REG	UF	N	0.333	0.333	1.00	
Bulldog Spring	03/08/2022	SW-846:8260D	Trichlorobenzene[1,2,3-]	87-61-6	INIT	FTB	UF	N	0.333	0.333	1.00	
Burning Ground Spring	03/05/2022	SW-846:8260D	Trichlorobenzene[1,2,3-]	87-61-6	INIT	FTB	UF	N	0.333	0.333	1.00	
Burning Ground Spring	03/05/2022	SW-846:8260D	Trichlorobenzene[1,2,3-]	87-61-6	INIT	REG	UF	N	0.333	0.333	1.00	
CDV-16-02659	03/07/2022	SW-846:8260D	Trichlorobenzene[1,2,3-]	87-61-6	INIT	REG	UF	N	0.333	0.333	1.00	
CDV-16-02659	03/07/2022	SW-846:8260D	Trichlorobenzene[1,2,3-]	87-61-6	INIT	FTB	UF	N	0.333	0.333	1.00	
CDV-16-611937	03/07/2022	SW-846:8260D	Trichlorobenzene[1,2,3-]	87-61-6	INIT	REG	UF	N	0.333	0.333	1.00	
CDV-16-611937	03/07/2022	SW-846:8260D	Trichlorobenzene[1,2,3-]	87-61-6	INIT	FTB	UF	N	0.333	0.333	1.00	
Paj bel S-N Anch E Basin conf	03/08/2022	SW-846:8260D	Trichlorobenzene[1,2,3-]	87-61-6	INIT	FTB	UF	N	0.333	0.333	1.00	
Paj bel S-N Anch E Basin conf	03/08/2022	SW-846:8260D	Trichlorobenzene[1,2,3-]	87-61-6	INIT	REG	UF	N	0.333	0.333	1.00	
16-61439	03/07/2022	SW-846:8260D	Trichlorobenzene[1,2,4-]	120-82-1	INIT	REG	UF	N	0.333	0.333	1.00	
16-61439	03/07/2022	SW-846:8260D	Trichlorobenzene[1,2,4-]	120-82-1	INIT	FTB	UF	N	0.333	0.333	1.00	
16-61439	03/07/2022	SW-846:8270E	Trichlorobenzene[1,2,4-]	120-82-1	INIT	REG	UF	N	3.02	3.02	10.1	
Between E252 and Water at Beta	03/11/2022	SW-846:8260D	Trichlorobenzene[1,2,4-]	120-82-1	INIT	FTB	UF	N	0.333	0.333	1.00	
Between E252 and Water at Beta	03/11/2022	SW-846:8260D	Trichlorobenzene[1,2,4-]	120-82-1	INIT	REG	UF	N	0.333	0.333	1.00	
Between E252 and Water at Beta	03/11/2022	SW-846:8270E	Trichlorobenzene[1,2,4-]	120-82-1	INIT	REG	UF	N	3.00	3.00	10.0	
Bulldog Spring	03/08/2022	SW-846:8260D	Trichlorobenzene[1,2,4-]	120-82-1	INIT	FTB	UF	N	0.333	0.333	1.00	
Bulldog Spring	03/08/2022	SW-846:8260D	Trichlorobenzene[1,2,4-]	120-82-1	INIT	REG	UF	N	0.333	0.333	1.00	
Bulldog Spring	03/08/2022	SW-846:8270E	Trichlorobenzene[1,2,4-]	120-82-1	INIT	REG	UF	N	2.96	2.96	9.87	
Burning Ground Spring	03/05/2022	SW-846:8260D	Trichlorobenzene[1,2,4-]	120-82-1	INIT	FTB	UF	N	0.333	0.333	1.00	
Burning Ground Spring	03/05/2022	SW-846:8260D	Trichlorobenzene[1,2,4-]	120-82-1	INIT	REG	UF	N	0.333	0.333	1.00	
Burning Ground Spring	03/05/2022	SW-846:8270E	Trichlorobenzene[1,2,4-]	120-82-1	INIT	REG	UF	N	3.16	3.16	10.5	
CDV-16-02659	03/07/2022	SW-846:8260D	Trichlorobenzene[1,2,4-]	120-82-1	INIT	FTB	UF	N	0.333	0.333	1.00	
CDV-16-02659	03/07/2022	SW-846:8260D	Trichlorobenzene[1,2,4-]	120-82-1	INIT	REG	UF	N	0.333	0.333	1.00	

Location ID	Sample Date	Lab Method	Parameter Name	Parameter Code	Analysis Type Code	Sample Purpose	Field Preparation Code	Detected	Report Result	Report Method Detection Limit	Report Detection Limit	Report Uncertainty
CDV-16-02659	03/07/2022	SW-846:8270E	Trichlorobenzene[1,2,4-]	120-82-1	INIT	REG	UF	N	3.00	3.00	10.0	
CDV-16-611937	03/07/2022	SW-846:8260D	Trichlorobenzene[1,2,4-]	120-82-1	INIT	REG	UF	N	0.333	0.333	1.00	
CDV-16-611937	03/07/2022	SW-846:8260D	Trichlorobenzene[1,2,4-]	120-82-1	INIT	FTB	UF	N	0.333	0.333	1.00	
CDV-16-611937	03/07/2022	SW-846:8270E	Trichlorobenzene[1,2,4-]	120-82-1	INIT	REG	UF	N	2.96	2.96	9.88	
Paj bel S-N Anch E Basin conf	03/08/2022	SW-846:8260D	Trichlorobenzene[1,2,4-]	120-82-1	INIT	FTB	UF	N	0.333	0.333	1.00	
Paj bel S-N Anch E Basin conf	03/08/2022	SW-846:8260D	Trichlorobenzene[1,2,4-]	120-82-1	INIT	REG	UF	N	0.333	0.333	1.00	
Paj bel S-N Anch E Basin conf	03/08/2022	SW-846:8270E	Trichlorobenzene[1,2,4-]	120-82-1	INIT	REG	UF	N	2.95	2.95	9.83	
16-61439	03/07/2022	SW-846:8260D	Trichloroethane[1,1,1-]	71-55-6	INIT	REG	UF	N	0.333	0.333	1.00	
16-61439	03/07/2022	SW-846:8260D	Trichloroethane[1,1,1-]	71-55-6	INIT	FTB	UF	N	0.333	0.333	1.00	
Between E252 and Water at Beta	03/11/2022	SW-846:8260D	Trichloroethane[1,1,1-]	71-55-6	INIT	FTB	UF	N	0.333	0.333	1.00	
Between E252 and Water at Beta	03/11/2022	SW-846:8260D	Trichloroethane[1,1,1-]	71-55-6	INIT	REG	UF	N	0.333	0.333	1.00	
Bulldog Spring	03/08/2022	SW-846:8260D	Trichloroethane[1,1,1-]	71-55-6	INIT	FTB	UF	N	0.333	0.333	1.00	
Bulldog Spring	03/08/2022	SW-846:8260D	Trichloroethane[1,1,1-]	71-55-6	INIT	REG	UF	N	0.333	0.333	1.00	
Burning Ground Spring	03/05/2022	SW-846:8260D	Trichloroethane[1,1,1-]	71-55-6	INIT	FTB	UF	N	0.333	0.333	1.00	
Burning Ground Spring	03/05/2022	SW-846:8260D	Trichloroethane[1,1,1-]	71-55-6	INIT	REG	UF	N	0.333	0.333	1.00	
CDV-16-02659	03/07/2022	SW-846:8260D	Trichloroethane[1,1,1-]	71-55-6	INIT	FTB	UF	N	0.333	0.333	1.00	
CDV-16-02659	03/07/2022	SW-846:8260D	Trichloroethane[1,1,1-]	71-55-6	INIT	REG	UF	N	0.333	0.333	1.00	
CDV-16-611937	03/07/2022	SW-846:8260D	Trichloroethane[1,1,1-]	71-55-6	INIT	REG	UF	N	0.333	0.333	1.00	
CDV-16-611937	03/07/2022	SW-846:8260D	Trichloroethane[1,1,1-]	71-55-6	INIT	FTB	UF	N	0.333	0.333	1.00	
Paj bel S-N Anch E Basin conf	03/08/2022	SW-846:8260D	Trichloroethane[1,1,1-]	71-55-6	INIT	REG	UF	N	0.333	0.333	1.00	
Paj bel S-N Anch E Basin conf	03/08/2022	SW-846:8260D	Trichloroethane[1,1,1-]	71-55-6	INIT	FTB	UF	N	0.333	0.333	1.00	
16-61439	03/07/2022	SW-846:8260D	Trichloroethane[1,1,2-]	79-00-5	INIT	REG	UF	N	0.333	0.333	1.00	
16-61439	03/07/2022	SW-846:8260D	Trichloroethane[1,1,2-]	79-00-5	INIT	FTB	UF	N	0.333	0.333	1.00	
Between E252 and Water at Beta	03/11/2022	SW-846:8260D	Trichloroethane[1,1,2-]	79-00-5	INIT	FTB	UF	N	0.333	0.333	1.00	
Between E252 and Water at Beta	03/11/2022	SW-846:8260D	Trichloroethane[1,1,2-]	79-00-5	INIT	REG	UF	N	0.333	0.333	1.00	
Bulldog Spring	03/08/2022	SW-846:8260D	Trichloroethane[1,1,2-]	79-00-5	INIT	REG	UF	N	0.333	0.333	1.00	
Bulldog Spring	03/08/2022	SW-846:8260D	Trichloroethane[1,1,2-]	79-00-5	INIT	FTB	UF	N	0.333	0.333	1.00	
Burning Ground Spring	03/05/2022	SW-846:8260D	Trichloroethane[1,1,2-]	79-00-5	INIT	FTB	UF	N	0.333	0.333	1.00	
Burning Ground Spring	03/05/2022	SW-846:8260D	Trichloroethane[1,1,2-]	79-00-5	INIT	REG	UF	N	0.333	0.333	1.00	
CDV-16-02659	03/07/2022	SW-846:8260D	Trichloroethane[1,1,2-]	79-00-5	INIT	REG	UF	N	0.333	0.333	1.00	
CDV-16-02659	03/07/2022	SW-846:8260D	Trichloroethane[1,1,2-]	79-00-5	INIT	FTB	UF	N	0.333	0.333	1.00	
CDV-16-611937	03/07/2022	SW-846:8260D	Trichloroethane[1,1,2-]	79-00-5	INIT	REG	UF	N	0.333	0.333	1.00	
CDV-16-611937	03/07/2022	SW-846:8260D	Trichloroethane[1,1,2-]	79-00-5	INIT	FTB	UF	N	0.333	0.333	1.00	
Paj bel S-N Anch E Basin conf	03/08/2022	SW-846:8260D	Trichloroethane[1,1,2-]	79-00-5	INIT	FTB	UF	N	0.333	0.333	1.00	
Paj bel S-N Anch E Basin conf	03/08/2022	SW-846:8260D	Trichloroethane[1,1,2-]	79-00-5	INIT	REG	UF	N	0.333	0.333	1.00	
16-61439	03/07/2022	SW-846:8260D	Trichloroethene	79-01-6	INIT	REG	UF	N	0.333	0.333	1.00	
16-61439	03/07/2022	SW-846:8260D	Trichloroethene	79-01-6	INIT	FTB	UF	N	0.333	0.333	1.00	
Between E252 and Water at Beta	03/11/2022	SW-846:8260D	Trichloroethene	79-01-6	INIT	FTB	UF	N	0.333	0.333	1.00	
Between E252 and Water at Beta	03/11/2022	SW-846:8260D	Trichloroethene	79-01-6	INIT	REG	UF	N	0.333	0.333	1.00	
Bulldog Spring	03/08/2022	SW-846:8260D	Trichloroethene	79-01-6	INIT	REG	UF	N	0.333	0.333	1.00	
Bulldog Spring	03/08/2022	SW-846:8260D	Trichloroethene	79-01-6	INIT	FTB	UF	N	0.333	0.333	1.00	
Burning Ground Spring	03/05/2022	SW-846:8260D	Trichloroethene	79-01-6	INIT	FTB	UF	N	0.333	0.333	1.00	
Burning Ground Spring	03/05/2022	SW-846:8260D	Trichloroethene	79-01-6	INIT	REG	UF	Y	0.700	0.333	1.00	
CDV-16-02659	03/07/2022	SW-846:8260D	Trichloroethene	79-01-6	INIT	REG	UF	N	0.333	0.333	1.00	

Location ID	Sample Date	Lab Method	Parameter Name	Parameter Code	Analysis Type Code	Sample Purpose	Field Preparation Code	Detected	Report Result	Report Method Detection Limit	Report Detection Limit	Report Uncertainty
CDV-16-02659	03/07/2022	SW-846:8260D	Trichloroethene	79-01-6	INIT	FTB	UF	N	0.333	0.333	1.00	
CDV-16-611937	03/07/2022	SW-846:8260D	Trichloroethene	79-01-6	INIT	REG	UF	N	0.333	0.333	1.00	
CDV-16-611937	03/07/2022	SW-846:8260D	Trichloroethene	79-01-6	INIT	FTB	UF	N	0.333	0.333	1.00	
Paj bel S-N Anch E Basin conf	03/08/2022	SW-846:8260D	Trichloroethene	79-01-6	INIT	FTB	UF	N	0.333	0.333	1.00	
Paj bel S-N Anch E Basin conf	03/08/2022	SW-846:8260D	Trichloroethene	79-01-6	INIT	REG	UF	N	0.333	0.333	1.00	
16-61439	03/07/2022	SW-846:8260D	Trichlorofluoromethane	75-69-4	INIT	REG	UF	N	0.333	0.333	1.00	
16-61439	03/07/2022	SW-846:8260D	Trichlorofluoromethane	75-69-4	INIT	FTB	UF	N	0.333	0.333	1.00	
Between E252 and Water at Beta	03/11/2022	SW-846:8260D	Trichlorofluoromethane	75-69-4	INIT	FTB	UF	N	0.333	0.333	1.00	
Between E252 and Water at Beta	03/11/2022	SW-846:8260D	Trichlorofluoromethane	75-69-4	INIT	REG	UF	N	0.333	0.333	1.00	
Bulldog Spring	03/08/2022	SW-846:8260D	Trichlorofluoromethane	75-69-4	INIT	REG	UF	N	0.333	0.333	1.00	
Bulldog Spring	03/08/2022	SW-846:8260D	Trichlorofluoromethane	75-69-4	INIT	FTB	UF	N	0.333	0.333	1.00	
Burning Ground Spring	03/05/2022	SW-846:8260D	Trichlorofluoromethane	75-69-4	INIT	FTB	UF	N	0.333	0.333	1.00	
Burning Ground Spring	03/05/2022	SW-846:8260D	Trichlorofluoromethane	75-69-4	INIT	REG	UF	N	0.333	0.333	1.00	
CDV-16-02659	03/07/2022	SW-846:8260D	Trichlorofluoromethane	75-69-4	INIT	REG	UF	N	0.333	0.333	1.00	
CDV-16-02659	03/07/2022	SW-846:8260D	Trichlorofluoromethane	75-69-4	INIT	FTB	UF	N	0.333	0.333	1.00	
CDV-16-611937	03/07/2022	SW-846:8260D	Trichlorofluoromethane	75-69-4	INIT	REG	UF	N	0.333	0.333	1.00	
CDV-16-611937	03/07/2022	SW-846:8260D	Trichlorofluoromethane	75-69-4	INIT	FTB	UF	N	0.333	0.333	1.00	
Paj bel S-N Anch E Basin conf	03/08/2022	SW-846:8260D	Trichlorofluoromethane	75-69-4	INIT	FTB	UF	N	0.333	0.333	1.00	
Paj bel S-N Anch E Basin conf	03/08/2022	SW-846:8260D	Trichlorofluoromethane	75-69-4	INIT	REG	UF	N	0.333	0.333	1.00	
16-61439	03/07/2022	SW-846:8270E	Trichlorophenol[2,4,5-]	95-95-4	INIT	REG	UF	N	3.02	3.02	10.1	
Between E252 and Water at Beta	03/11/2022	SW-846:8270E	Trichlorophenol[2,4,5-]	95-95-4	INIT	REG	UF	N	3.00	3.00	10.0	
Bulldog Spring	03/08/2022	SW-846:8270E	Trichlorophenol[2,4,5-]	95-95-4	INIT	REG	UF	N	2.96	2.96	9.87	
Burning Ground Spring	03/05/2022	SW-846:8270E	Trichlorophenol[2,4,5-]	95-95-4	INIT	REG	UF	N	3.16	3.16	10.5	
CDV-16-02659	03/07/2022	SW-846:8270E	Trichlorophenol[2,4,5-]	95-95-4	INIT	REG	UF	N	3.00	3.00	10.0	
CDV-16-611937	03/07/2022	SW-846:8270E	Trichlorophenol[2,4,5-]	95-95-4	INIT	REG	UF	N	2.96	2.96	9.88	
Paj bel S-N Anch E Basin conf	03/08/2022	SW-846:8270E	Trichlorophenol[2,4,5-]	95-95-4	INIT	REG	UF	N	2.95	2.95	9.83	
16-61439	03/07/2022	SW-846:8270E	Trichlorophenol[2,4,6-]	88-06-2	INIT	REG	UF	N	3.02	3.02	10.1	
Between E252 and Water at Beta	03/11/2022	SW-846:8270E	Trichlorophenol[2,4,6-]	88-06-2	INIT	REG	UF	N	3.00	3.00	10.0	
Bulldog Spring	03/08/2022	SW-846:8270E	Trichlorophenol[2,4,6-]	88-06-2	INIT	REG	UF	N	2.96	2.96	9.87	
Burning Ground Spring	03/05/2022	SW-846:8270E	Trichlorophenol[2,4,6-]	88-06-2	INIT	REG	UF	N	3.16	3.16	10.5	
CDV-16-02659	03/07/2022	SW-846:8270E	Trichlorophenol[2,4,6-]	88-06-2	INIT	REG	UF	N	3.00	3.00	10.0	
CDV-16-611937	03/07/2022	SW-846:8270E	Trichlorophenol[2,4,6-]	88-06-2	INIT	REG	UF	N	2.96	2.96	9.88	
Paj bel S-N Anch E Basin conf	03/08/2022	SW-846:8270E	Trichlorophenol[2,4,6-]	88-06-2	INIT	REG	UF	N	2.95	2.95	9.83	
16-61439	03/07/2022	SW-846:8260D	Trichloropropane[1,2,3-]	96-18-4	INIT	REG	UF	N	0.333	0.333	1.00	
16-61439	03/07/2022	SW-846:8260D	Trichloropropane[1,2,3-]	96-18-4	INIT	FTB	UF	N	0.333	0.333	1.00	
Between E252 and Water at Beta	03/11/2022	SW-846:8260D	Trichloropropane[1,2,3-]	96-18-4	INIT	FTB	UF	N	0.333	0.333	1.00	
Between E252 and Water at Beta	03/11/2022	SW-846:8260D	Trichloropropane[1,2,3-]	96-18-4	INIT	REG	UF	N	0.333	0.333	1.00	
Bulldog Spring	03/08/2022	SW-846:8260D	Trichloropropane[1,2,3-]	96-18-4	INIT	FTB	UF	N	0.333	0.333	1.00	
Bulldog Spring	03/08/2022	SW-846:8260D	Trichloropropane[1,2,3-]	96-18-4	INIT	REG	UF	N	0.333	0.333	1.00	
Burning Ground Spring	03/05/2022	SW-846:8260D	Trichloropropane[1,2,3-]	96-18-4	INIT	FTB	UF	N	0.333	0.333	1.00	
Burning Ground Spring	03/05/2022	SW-846:8260D	Trichloropropane[1,2,3-]	96-18-4	INIT	REG	UF	N	0.333	0.333	1.00	
CDV-16-02659	03/07/2022	SW-846:8260D	Trichloropropane[1,2,3-]	96-18-4	INIT	FTB	UF	N	0.333	0.333	1.00	
CDV-16-02659	03/07/2022	SW-846:8260D	Trichloropropane[1,2,3-]	96-18-4	INIT	REG	UF	N	0.333	0.333	1.00	
CDV-16-611937	03/07/2022	SW-846:8260D	Trichloropropane[1,2,3-]	96-18-4	INIT	REG	UF	N	0.333	0.333	1.00	

Location ID	Sample Date	Lab Method	Parameter Name	Parameter Code	Analysis Type Code	Sample Purpose	Field Preparation Code	Detected	Report Result	Report Method Detection Limit	Report Detection Limit	Report Uncertainty
CDV-16-611937	03/07/2022	SW-846:8260D	Trichloropropane[1,2,3-]	96-18-4	INIT	FTB	UF	N	0.333	0.333	1.00	
Paj bel S-N Anch E Basin conf	03/08/2022	SW-846:8260D	Trichloropropane[1,2,3-]	96-18-4	INIT	FTB	UF	N	0.333	0.333	1.00	
Paj bel S-N Anch E Basin conf	03/08/2022	SW-846:8260D	Trichloropropane[1,2,3-]	96-18-4	INIT	REG	UF	N	0.333	0.333	1.00	
16-61439	03/07/2022	SW-846:8260D	Trimethylbenzene[1,2,4-]	95-63-6	INIT	REG	UF	N	0.333	0.333	1.00	
16-61439	03/07/2022	SW-846:8260D	Trimethylbenzene[1,2,4-]	95-63-6	INIT	FTB	UF	N	0.333	0.333	1.00	
Between E252 and Water at Beta	03/11/2022	SW-846:8260D	Trimethylbenzene[1,2,4-]	95-63-6	INIT	FTB	UF	N	0.333	0.333	1.00	
Between E252 and Water at Beta	03/11/2022	SW-846:8260D	Trimethylbenzene[1,2,4-]	95-63-6	INIT	REG	UF	N	0.333	0.333	1.00	
Bulldog Spring	03/08/2022	SW-846:8260D	Trimethylbenzene[1,2,4-]	95-63-6	INIT	REG	UF	N	0.333	0.333	1.00	
Bulldog Spring	03/08/2022	SW-846:8260D	Trimethylbenzene[1,2,4-]	95-63-6	INIT	FTB	UF	N	0.333	0.333	1.00	
Burning Ground Spring	03/05/2022	SW-846:8260D	Trimethylbenzene[1,2,4-]	95-63-6	INIT	FTB	UF	N	0.333	0.333	1.00	
Burning Ground Spring	03/05/2022	SW-846:8260D	Trimethylbenzene[1,2,4-]	95-63-6	INIT	REG	UF	N	0.333	0.333	1.00	
CDV-16-02659	03/07/2022	SW-846:8260D	Trimethylbenzene[1,2,4-]	95-63-6	INIT	REG	UF	N	0.333	0.333	1.00	
CDV-16-02659	03/07/2022	SW-846:8260D	Trimethylbenzene[1,2,4-]	95-63-6	INIT	FTB	UF	N	0.333	0.333	1.00	
CDV-16-611937	03/07/2022	SW-846:8260D	Trimethylbenzene[1,2,4-]	95-63-6	INIT	REG	UF	N	0.333	0.333	1.00	
CDV-16-611937	03/07/2022	SW-846:8260D	Trimethylbenzene[1,2,4-]	95-63-6	INIT	FTB	UF	N	0.333	0.333	1.00	
Paj bel S-N Anch E Basin conf	03/08/2022	SW-846:8260D	Trimethylbenzene[1,2,4-]	95-63-6	INIT	FTB	UF	N	0.333	0.333	1.00	
Paj bel S-N Anch E Basin conf	03/08/2022	SW-846:8260D	Trimethylbenzene[1,2,4-]	95-63-6	INIT	REG	UF	N	0.333	0.333	1.00	
16-61439	03/07/2022	SW-846:8260D	Trimethylbenzene[1,3,5-]	108-67-8	INIT	REG	UF	N	0.500	0.500	2.00	
16-61439	03/07/2022	SW-846:8260D	Trimethylbenzene[1,3,5-]	108-67-8	INIT	FTB	UF	N	0.500	0.500	2.00	
Between E252 and Water at Beta	03/11/2022	SW-846:8260D	Trimethylbenzene[1,3,5-]	108-67-8	INIT	FTB	UF	N	0.500	0.500	2.00	
Between E252 and Water at Beta	03/11/2022	SW-846:8260D	Trimethylbenzene[1,3,5-]	108-67-8	INIT	REG	UF	N	0.500	0.500	2.00	
Bulldog Spring	03/08/2022	SW-846:8260D	Trimethylbenzene[1,3,5-]	108-67-8	INIT	REG	UF	N	0.500	0.500	2.00	
Bulldog Spring	03/08/2022	SW-846:8260D	Trimethylbenzene[1,3,5-]	108-67-8	INIT	FTB	UF	N	0.500	0.500	2.00	
Burning Ground Spring	03/05/2022	SW-846:8260D	Trimethylbenzene[1,3,5-]	108-67-8	INIT	FTB	UF	N	0.500	0.500	2.00	
Burning Ground Spring	03/05/2022	SW-846:8260D	Trimethylbenzene[1,3,5-]	108-67-8	INIT	REG	UF	N	0.500	0.500	2.00	
CDV-16-02659	03/07/2022	SW-846:8260D	Trimethylbenzene[1,3,5-]	108-67-8	INIT	FTB	UF	N	0.500	0.500	2.00	
CDV-16-02659	03/07/2022	SW-846:8260D	Trimethylbenzene[1,3,5-]	108-67-8	INIT	REG	UF	N	0.500	0.500	2.00	
CDV-16-611937	03/07/2022	SW-846:8260D	Trimethylbenzene[1,3,5-]	108-67-8	INIT	REG	UF	N	0.500	0.500	2.00	
CDV-16-611937	03/07/2022	SW-846:8260D	Trimethylbenzene[1,3,5-]	108-67-8	INIT	FTB	UF	N	0.500	0.500	2.00	
Paj bel S-N Anch E Basin conf	03/08/2022	SW-846:8260D	Trimethylbenzene[1,3,5-]	108-67-8	INIT	FTB	UF	N	0.500	0.500	2.00	
Paj bel S-N Anch E Basin conf	03/08/2022	SW-846:8260D	Trimethylbenzene[1,3,5-]	108-67-8	INIT	REG	UF	N	0.500	0.500	2.00	
16-61439	03/07/2022	SW-846:8330B	Trinitrobenzene[1,3,5-]	99-35-4	INIT	REG	UF	N	0.0782	0.0782	0.244	
Between E252 and Water at Beta	03/11/2022	SW-846:8330B	Trinitrobenzene[1,3,5-]	99-35-4	INIT	REG	UF	N	0.0783	0.0783	0.245	
Bulldog Spring	03/08/2022	SW-846:8330B	Trinitrobenzene[1,3,5-]	99-35-4	INIT	REG	UF	N	0.0796	0.0796	0.249	
Burning Ground Spring	03/05/2022	SW-846:8330B	Trinitrobenzene[1,3,5-]	99-35-4	INIT	REG	UF	Y	0.401	0.0832	0.260	
CDV-16-02656	03/05/2022	SW-846:8330B	Trinitrobenzene[1,3,5-]	99-35-4	INIT	REG	UF	N	0.0869	0.0869	0.272	
CDV-16-02659	03/07/2022	SW-846:8330B	Trinitrobenzene[1,3,5-]	99-35-4	INIT	REG	UF	N	0.0789	0.0789	0.247	
CDV-16-611937	03/07/2022	SW-846:8330B	Trinitrobenzene[1,3,5-]	99-35-4	INIT	REG	UF	N	0.0778	0.0778	0.243	
Paj bel S-N Anch E Basin conf	03/08/2022	SW-846:8330B	Trinitrobenzene[1,3,5-]	99-35-4	INIT	REG	UF	N	0.0773	0.0773	0.241	
16-61439	03/07/2022	SW-846:8330B	Trinitrotoluene[2,4,6-]	118-96-7	INIT	REG	UF	Y	0.103	0.0782	0.244	
Between E252 and Water at Beta	03/11/2022	SW-846:8330B	Trinitrotoluene[2,4,6-]	118-96-7	INIT	REG	UF	N	0.0783	0.0783	0.245	
Bulldog Spring	03/08/2022	SW-846:8330B	Trinitrotoluene[2,4,6-]	118-96-7	INIT	REG	UF	N	0.0796	0.0796	0.249	
Burning Ground Spring	03/05/2022	SW-846:8330B	Trinitrotoluene[2,4,6-]	118-96-7	INIT	REG	UF	N	0.0832	0.0832	0.260	
CDV-16-02656	03/05/2022	SW-846:8330B	Trinitrotoluene[2,4,6-]	118-96-7	INIT	REG	UF	N	0.0869	0.0869	0.272	

Location ID	Sample Date	Lab Method	Parameter Name	Parameter Code	Analysis Type Code	Sample Purpose	Field Preparation Code	Detected	Report Result	Report Method Detection Limit	Report Detection Limit	Report Uncertainty
CDV-16-02659	03/07/2022	SW-846:8330B	Trinitrotoluene[2,4,6-]	118-96-7	INIT	REG	UF	N	0.0789	0.0789	0.247	
CDV-16-611937	03/07/2022	SW-846:8330B	Trinitrotoluene[2,4,6-]	118-96-7	INIT	REG	UF	N	0.0778	0.0778	0.243	
Paj bel S-N Anch E Basin conf	03/08/2022	SW-846:8330B	Trinitrotoluene[2,4,6-]	118-96-7	INIT	REG	UF	N	0.0773	0.0773	0.241	
16-61439	03/07/2022	SW-846:8330B	Tris (o-cresyl) phosphate	78-30-8	INIT	REG	UF	N	0.293	0.293	0.978	
Between E252 and Water at Beta	03/11/2022	SW-846:8330B	Tris (o-cresyl) phosphate	78-30-8	INIT	REG	UF	N	0.294	0.294	0.979	
Bulldog Spring	03/08/2022	SW-846:8330B	Tris (o-cresyl) phosphate	78-30-8	INIT	REG	UF	N	0.299	0.299	0.995	
Burning Ground Spring	03/05/2022	SW-846:8330B	Tris (o-cresyl) phosphate	78-30-8	INIT	REG	UF	N	0.312	0.312	1.04	
CDV-16-02656	03/05/2022	SW-846:8330B	Tris (o-cresyl) phosphate	78-30-8	INIT	REG	UF	N	0.326	0.326	1.09	
CDV-16-02659	03/07/2022	SW-846:8330B	Tris (o-cresyl) phosphate	78-30-8	INIT	REG	UF	N	0.296	0.296	0.986	
CDV-16-611937	03/07/2022	SW-846:8330B	Tris (o-cresyl) phosphate	78-30-8	INIT	REG	UF	N	0.292	0.292	0.973	
Paj bel S-N Anch E Basin conf	03/08/2022	SW-846:8330B	Tris (o-cresyl) phosphate	78-30-8	INIT	REG	UF	N	0.290	0.290	0.966	
16-61439	03/07/2022	SW-846:6020B	Uranium	U	INIT	REG	F	Y	0.182	0.0670	0.200	
Between E252 and Water at Beta	03/11/2022	SW-846:6020B	Uranium	U	INIT	REG	F	N	0.0670	0.0670	0.200	
Between E252 and Water at Beta	03/11/2022	SW-846:6020B	Uranium	U	INIT	REG	UF	N	0.0670	0.0670	0.200	
Bulldog Spring	03/08/2022	SW-846:6020B	Uranium	U	INIT	REG	F	Y	0.435	0.0670	0.200	
Burning Ground Spring	03/05/2022	SW-846:6020B	Uranium	U	INIT	REG	F	Y	0.827	0.0670	0.200	
CDV-16-02659	03/07/2022	SW-846:6020B	Uranium	U	INIT	REG	F	N	0.0670	0.0670	0.200	
CDV-16-611937	03/07/2022	SW-846:6020B	Uranium	U	INIT	REG	F	N	0.0670	0.0670	0.200	
Paj bel S-N Anch E Basin conf	03/08/2022	SW-846:6020B	Uranium	U	INIT	REG	UF	Y	0.0840	0.0670	0.200	
Paj bel S-N Anch E Basin conf	03/08/2022	SW-846:6020B	Uranium	U	INIT	REG	F	N	0.0670	0.0670	0.200	
16-61439	03/07/2022	HASL-300:ISOU	Uranium-234	U-234	INIT	REG	UF	Y	0.0776			0.0218
Paj bel S-N Anch E Basin conf	03/08/2022	SW-846:6020B	Uranium	U	INIT	REG	F	N	0.0670	0.0670	0.200	
16-61439	03/07/2022	HASL-300:ISOU	Uranium-234	U-234	INIT	REG	UF	Y	0.0776			0.0218
Between E252 and Water at Beta	03/11/2022	HASL-300:ISOU	Uranium-234	U-234	INIT	REG	UF	N	0.00859			0.00997
Bulldog Spring	03/08/2022	HASL-300:ISOU	Uranium-234	U-234	INIT	REG	UF	Y	0.195			0.0251
Burning Ground Spring	03/05/2022	HASL-300:ISOU	Uranium-234	U-234	INIT	REG	UF	Y	0.459			0.0466
CDV-16-02659	03/07/2022	HASL-300:ISOU	Uranium-234	U-234	INIT	REG	UF	N	0.0328			0.0173
Paj bel S-N Anch E Basin conf	03/08/2022	HASL-300:ISOU	Uranium-234	U-234	INIT	REG	UF	N	-0.00828			0.0145
16-61439	03/07/2022	HASL-300:ISOU	Uranium-235/236	U-235/236	INIT	REG	UF	N	-0.00393			0.00681
Between E252 and Water at Beta	03/11/2022	HASL-300:ISOU	Uranium-235/236	U-235/236	INIT	REG	UF	N	0.000			0.00843
Bulldog Spring	03/08/2022	HASL-300:ISOU	Uranium-235/236	U-235/236	INIT	REG	UF	N	0.00466			0.00659
Burning Ground Spring	03/05/2022	HASL-300:ISOU	Uranium-235/236	U-235/236	INIT	REG	UF	N	0.0234			0.0107
CDV-16-02659	03/07/2022	HASL-300:ISOU	Uranium-235/236	U-235/236	INIT	REG	UF	N	0.000			0.00923
Paj bel S-N Anch E Basin conf	03/08/2022	HASL-300:ISOU	Uranium-235/236	U-235/236	INIT	REG	UF	N	0.00423			0.00946
16-61439	03/07/2022	HASL-300:ISOU	Uranium-238	U-238	INIT	REG	UF	Y	0.0572			0.0152
Between E252 and Water at Beta	03/11/2022	HASL-300:ISOU	Uranium-238	U-238	INIT	REG	UF	N	0.00241			0.00799
Bulldog Spring	03/08/2022	HASL-300:ISOU	Uranium-238	U-238	INIT	REG	UF	Y	0.179			0.0207
Burning Ground Spring	03/05/2022	HASL-300:ISOU	Uranium-238	U-238	INIT	REG	UF	Y	0.286			0.0343
CDV-16-02659	03/07/2022	HASL-300:ISOU	Uranium-238	U-238	INIT	REG	UF	N	0.0261			0.0145
Paj bel S-N Anch E Basin conf	03/08/2022	HASL-300:ISOU	Uranium-238	U-238	INIT	REG	UF	N	0.0205			0.0109
16-61439	03/07/2022	SW-846:6010D	Vanadium	V	INIT	REG	F	Y	2.00	1.00	5.00	
Between E252 and Water at Beta	03/11/2022	SW-846:6010D	Vanadium	V	INIT	REG	UF	Y	2.71	1.00	5.00	
Between E252 and Water at Beta	03/11/2022	SW-846:6010D	Vanadium	V	INIT	REG	F	Y	2.63	1.00	5.00	
Bulldog Spring	03/08/2022	SW-846:6010D	Vanadium	V	INIT	REG	F	Y	3.85	1.00	5.00	
Burning Ground Spring	03/05/2022	SW-846:6010D	Vanadium	V	INIT	REG	F	Y	3.29	1.00	5.00	
CDV-16-02659	03/07/2022	SW-846:6010D	Vanadium	V	INIT	REG	F	Y	1.29	1.00	5.00	

Location ID	Sample Date	Lab Method	Parameter Name	Parameter Code	Analysis Type Code	Sample Purpose	Field Preparation Code	Detected	Report Result	Report Method Detection Limit	Report Detection Limit	Report Uncertainty
CDV-16-611937	03/07/2022	SW-846:6010D	Vanadium	V	INIT	REG	F	Y	1.13	1.00	5.00	
Paj bel S-N Anch E Basin conf	03/08/2022	SW-846:6010D	Vanadium	V	INIT	REG	UF	Y	4.24	1.00	5.00	
Paj bel S-N Anch E Basin conf	03/08/2022	SW-846:6010D	Vanadium	V	INIT	REG	F	Y	4.17	1.00	5.00	
16-61439	03/07/2022	SW-846:8260D	Vinyl acetate	108-05-4	INIT	REG	UF	N	1.67	1.67	5.00	
16-61439	03/07/2022	SW-846:8260D	Vinyl acetate	108-05-4	INIT	FTB	UF	N	1.67	1.67	5.00	
Between E252 and Water at Beta	03/11/2022	SW-846:8260D	Vinyl acetate	108-05-4	INIT	FTB	UF	N	1.67	1.67	5.00	
Between E252 and Water at Beta	03/11/2022	SW-846:8260D	Vinyl acetate	108-05-4	INIT	REG	UF	N	1.67	1.67	5.00	
Bulldog Spring	03/08/2022	SW-846:8260D	Vinyl acetate	108-05-4	INIT	REG	UF	N	1.67	1.67	5.00	
Bulldog Spring	03/08/2022	SW-846:8260D	Vinyl acetate	108-05-4	INIT	FTB	UF	N	1.67	1.67	5.00	
Burning Ground Spring	03/05/2022	SW-846:8260D	Vinyl acetate	108-05-4	INIT	FTB	UF	N	1.67	1.67	5.00	
Burning Ground Spring	03/05/2022	SW-846:8260D	Vinyl acetate	108-05-4	INIT	REG	UF	N	1.67	1.67	5.00	
CDV-16-02659	03/07/2022	SW-846:8260D	Vinyl acetate	108-05-4	INIT	FTB	UF	N	1.67	1.67	5.00	
CDV-16-02659	03/07/2022	SW-846:8260D	Vinyl acetate	108-05-4	INIT	REG	UF	N	1.67	1.67	5.00	
CDV-16-611937	03/07/2022	SW-846:8260D	Vinyl acetate	108-05-4	INIT	REG	UF	N	1.67	1.67	5.00	
CDV-16-611937	03/07/2022	SW-846:8260D	Vinyl acetate	108-05-4	INIT	FTB	UF	N	1.67	1.67	5.00	
Paj bel S-N Anch E Basin conf	03/08/2022	SW-846:8260D	Vinyl acetate	108-05-4	INIT	FTB	UF	N	1.67	1.67	5.00	
Paj bel S-N Anch E Basin conf	03/08/2022	SW-846:8260D	Vinyl acetate	108-05-4	INIT	REG	UF	N	1.67	1.67	5.00	
16-61439	03/07/2022	SW-846:8260D	Vinyl Chloride	75-01-4	INIT	REG	UF	N	0.333	0.333	1.00	
16-61439	03/07/2022	SW-846:8260D	Vinyl Chloride	75-01-4	INIT	FTB	UF	N	0.333	0.333	1.00	
Between E252 and Water at Beta	03/11/2022	SW-846:8260D	Vinyl Chloride	75-01-4	INIT	FTB	UF	N	0.333	0.333	1.00	
Between E252 and Water at Beta	03/11/2022	SW-846:8260D	Vinyl Chloride	75-01-4	INIT	REG	UF	N	0.333	0.333	1.00	
Bulldog Spring	03/08/2022	SW-846:8260D	Vinyl Chloride	75-01-4	INIT	FTB	UF	N	0.333	0.333	1.00	
Bulldog Spring	03/08/2022	SW-846:8260D	Vinyl Chloride	75-01-4	INIT	REG	UF	N	0.333	0.333	1.00	
Burning Ground Spring	03/05/2022	SW-846:8260D	Vinyl Chloride	75-01-4	INIT	FTB	UF	N	0.333	0.333	1.00	
Burning Ground Spring	03/05/2022	SW-846:8260D	Vinyl Chloride	75-01-4	INIT	REG	UF	N	0.333	0.333	1.00	
CDV-16-02659	03/07/2022	SW-846:8260D	Vinyl Chloride	75-01-4	INIT	FTB	UF	N	0.333	0.333	1.00	
CDV-16-02659	03/07/2022	SW-846:8260D	Vinyl Chloride	75-01-4	INIT	REG	UF	N	0.333	0.333	1.00	
CDV-16-611937	03/07/2022	SW-846:8260D	Vinyl Chloride	75-01-4	INIT	REG	UF	N	0.333	0.333	1.00	
CDV-16-611937	03/07/2022	SW-846:8260D	Vinyl Chloride	75-01-4	INIT	FTB	UF	N	0.333	0.333	1.00	
Paj bel S-N Anch E Basin conf	03/08/2022	SW-846:8260D	Vinyl Chloride	75-01-4	INIT	REG	UF	N	0.333	0.333	1.00	
Paj bel S-N Anch E Basin conf	03/08/2022	SW-846:8260D	Vinyl Chloride	75-01-4	INIT	FTB	UF	N	0.333	0.333	1.00	
16-61439	03/07/2022	SW-846:8260D	Xylene[1,2-]	95-47-6	INIT	REG	UF	N	0.333	0.333	1.00	
16-61439	03/07/2022	SW-846:8260D	Xylene[1,2-]	95-47-6	INIT	FTB	UF	N	0.333	0.333	1.00	
Between E252 and Water at Beta	03/11/2022	SW-846:8260D	Xylene[1,2-]	95-47-6	INIT	FTB	UF	N	0.333	0.333	1.00	
Between E252 and Water at Beta	03/11/2022	SW-846:8260D	Xylene[1,2-]	95-47-6	INIT	REG	UF	N	0.333	0.333	1.00	
Bulldog Spring	03/08/2022	SW-846:8260D	Xylene[1,2-]	95-47-6	INIT	REG	UF	N	0.333	0.333	1.00	
Bulldog Spring	03/08/2022	SW-846:8260D	Xylene[1,2-]	95-47-6	INIT	FTB	UF	N	0.333	0.333	1.00	
Burning Ground Spring	03/05/2022	SW-846:8260D	Xylene[1,2-]	95-47-6	INIT	FTB	UF	N	0.333	0.333	1.00	
Burning Ground Spring	03/05/2022	SW-846:8260D	Xylene[1,2-]	95-47-6	INIT	REG	UF	N	0.333	0.333	1.00	
CDV-16-02659	03/07/2022	SW-846:8260D	Xylene[1,2-]	95-47-6	INIT	REG	UF	N	0.333	0.333	1.00	
CDV-16-02659	03/07/2022	SW-846:8260D	Xylene[1,2-]	95-47-6	INIT	FTB	UF	N	0.333	0.333	1.00	
CDV-16-611937	03/07/2022	SW-846:8260D	Xylene[1,2-]	95-47-6	INIT	REG	UF	N	0.333	0.333	1.00	
CDV-16-611937	03/07/2022	SW-846:8260D	Xylene[1,2-]	95-47-6	INIT	FTB	UF	N	0.333	0.333	1.00	
Paj bel S-N Anch E Basin conf	03/08/2022	SW-846:8260D	Xylene[1,2-]	95-47-6	INIT	FTB	UF	N	0.333	0.333	1.00	

Location ID	Sample Date	Lab Method	Parameter Name	Parameter Code	Analysis Type Code	Sample Purpose	Field Preparation Code	Detected	Report Result	Report Method Detection Limit	Report Detection Limit	Report Uncertainty
Paj bel S-N Anch E Basin conf	03/08/2022	SW-846:8260D	Xylene[1,2-]	95-47-6	INIT	REG	UF	N	0.333	0.333	1.00	
16-61439	03/07/2022	SW-846:8260D	Xylene[1,3-]+Xylene[1,4-]	Xylene[m+p]	INIT	REG	UF	N	0.500	0.500	2.00	
16-61439	03/07/2022	SW-846:8260D	Xylene[1,3-]+Xylene[1,4-]	Xylene[m+p]	INIT	FTB	UF	N	0.500	0.500	2.00	
Between E252 and Water at Beta	03/11/2022	SW-846:8260D	Xylene[1,3-]+Xylene[1,4-]	Xylene[m+p]	INIT	FTB	UF	N	0.500	0.500	2.00	
Between E252 and Water at Beta	03/11/2022	SW-846:8260D	Xylene[1,3-]+Xylene[1,4-]	Xylene[m+p]	INIT	REG	UF	N	0.500	0.500	2.00	
Bulldog Spring	03/08/2022	SW-846:8260D	Xylene[1,3-]+Xylene[1,4-]	Xylene[m+p]	INIT	FTB	UF	N	0.500	0.500	2.00	
Bulldog Spring	03/08/2022	SW-846:8260D	Xylene[1,3-]+Xylene[1,4-]	Xylene[m+p]	INIT	REG	UF	N	0.500	0.500	2.00	
Burning Ground Spring	03/05/2022	SW-846:8260D	Xylene[1,3-]+Xylene[1,4-]	Xylene[m+p]	INIT	REG	UF	N	0.500	0.500	2.00	
Burning Ground Spring	03/05/2022	SW-846:8260D	Xylene[1,3-]+Xylene[1,4-]	Xylene[m+p]	INIT	FTB	UF	N	0.500	0.500	2.00	
CDV-16-02659	03/07/2022	SW-846:8260D	Xylene[1,3-]+Xylene[1,4-]	Xylene[m+p]	INIT	REG	UF	N	0.500	0.500	2.00	
CDV-16-02659	03/07/2022	SW-846:8260D	Xylene[1,3-]+Xylene[1,4-]	Xylene[m+p]	INIT	FTB	UF	N	0.500	0.500	2.00	
CDV-16-611937	03/07/2022	SW-846:8260D	Xylene[1,3-]+Xylene[1,4-]	Xylene[m+p]	INIT	REG	UF	N	0.500	0.500	2.00	
CDV-16-611937	03/07/2022	SW-846:8260D	Xylene[1,3-]+Xylene[1,4-]	Xylene[m+p]	INIT	FTB	UF	N	0.500	0.500	2.00	
Paj bel S-N Anch E Basin conf	03/08/2022	SW-846:8260D	Xylene[1,3-]+Xylene[1,4-]	Xylene[m+p]	INIT	FTB	UF	N	0.500	0.500	2.00	
Paj bel S-N Anch E Basin conf	03/08/2022	SW-846:8260D	Xylene[1,3-]+Xylene[1,4-]	Xylene[m+p]	INIT	REG	UF	N	0.500	0.500	2.00	
16-61439	03/07/2022	SW-846:6010D	Zinc	Zn	INIT	REG	F	N	4.26	3.30	20.0	
Between E252 and Water at Beta	03/11/2022	SW-846:6010D	Zinc	Zn	INIT	REG	UF	N	3.30	3.30	20.0	
Between E252 and Water at Beta	03/11/2022	SW-846:6010D	Zinc	Zn	INIT	REG	F	N	3.30	3.30	20.0	
Bulldog Spring	03/08/2022	SW-846:6010D	Zinc	Zn	INIT	REG	F	Y	5.21	3.30	20.0	
Burning Ground Spring	03/05/2022	SW-846:6010D	Zinc	Zn	INIT	REG	F	Y	8.87	3.30	20.0	
CDV-16-02659	03/07/2022	SW-846:6010D	Zinc	Zn	INIT	REG	F	N	3.30	3.30	20.0	
CDV-16-611937	03/07/2022	SW-846:6010D	Zinc	Zn	INIT	REG	F	Y	5.90	3.30	20.0	
Paj bel S-N Anch E Basin conf	03/08/2022	SW-846:6010D	Zinc	Zn	INIT	REG	UF	Y	6.66	3.30	20.0	
Paj bel S-N Anch E Basin conf	03/08/2022	SW-846:6010D	Zinc	Zn	INIT	REG	F	Y	6.33	3.30	20.0	

Report Minimum Detectable Activity	Report Unit	Dilution Factor	Sample Type	Lab Qualifier	Validation Qualifier	Validation Reason Codes	Best Value	Lab ID	Field Sample ID	Sample Usage Code	Sample Matrix	Web Publish Date	COC #	Field Sample Result Record #
	ug/L	2.00	WG	U	U	U_LAB	Y	GELC	CAWA-22-242238	INV	W	04/11/2022	N3B-2022-1057	15261959
	ug/L	2.00	WS	U	U	U_LAB	Y	GELC	CAWA-22-242202	INV	W	04/15/2022	N3B-2022-1098	15265404
	ug/L	2.00	WG	U	U	U_LAB	Y	GELC	CAPA-22-243491	INV	W	04/12/2022	N3B-2022-1071	15262805
	ug/L	2.00	WG	U	U	U_LAB	Y	GELC	CAWA-22-243621	INV	W	04/06/2022	N3B-2022-1049	15254880
	ug/L	2.00	WG	U	U	U_LAB	Y	GELC	CAWA-22-242246	INV	W	04/06/2022	N3B-2022-1049	15254824
	ug/L	2.00	WG	U	U	U_LAB	Y	GELC	CAWA-22-242254	INV	W	04/11/2022	N3B-2022-1057	15262103
	ug/L	2.00	WG	U	U	U_LAB	Y	GELC	CAWA-22-242423	INV	W	04/05/2022	N3B-2022-1059	15253483
	ug/L	2.00	WS	U	U	U_LAB	Y	GELC	CAPA-22-243496	INV	W	04/12/2022	N3B-2022-1071	15262828
	ug/L	2.00	WG	U	U	U_LAB	Y	GELC	CAWA-22-242238	INV	W	04/11/2022	N3B-2022-1057	15261956
	ug/L	2.00	WS	U	U	U_LAB	Y	GELC	CAWA-22-242202	INV	W	04/15/2022	N3B-2022-1098	15265401
	ug/L	2.00	WG	U	U	U_LAB	Y	GELC	CAPA-22-243491	INV	W	04/12/2022	N3B-2022-1071	15262803
	ug/L	2.00	WG	U	U	U_LAB	Y	GELC	CAWA-22-243621	INV	W	04/06/2022	N3B-2022-1049	15254878
	ug/L	2.00	WG	U	U	U_LAB	Y	GELC	CAWA-22-242246	INV	W	04/06/2022	N3B-2022-1049	15254822
	ug/L	2.00	WG	U	U	U_LAB	Y	GELC	CAWA-22-242254	INV	W	04/11/2022	N3B-2022-1057	15262101
	ug/L	2.00	WG	U	U	U_LAB	Y	GELC	CAWA-22-242423	INV	W	04/05/2022	N3B-2022-1059	15253470
	ug/L	2.00	WS	U	U	U_LAB	Y	GELC	CAPA-22-243496	INV	W	04/12/2022	N3B-2022-1071	15262826
	ug/L	2.00	WG	U	U	U_LAB	Y	GELC	CAWA-22-242238	INV	W	04/11/2022	N3B-2022-1057	15261958
	ug/L	2.00	WS	U	U	U_LAB	Y	GELC	CAWA-22-242202	INV	W	04/15/2022	N3B-2022-1098	15265403
	ug/L	2.00	WG	U	U	U_LAB	Y	GELC	CAPA-22-243491	INV	W	04/12/2022	N3B-2022-1071	15262804
	ug/L	2.00	WG	U	U	U_LAB	Y	GELC	CAWA-22-243621	INV	W	04/06/2022	N3B-2022-1049	15254879
	ug/L	2.00	WG	U	U	U_LAB	Y	GELC	CAWA-22-242246	INV	W	04/06/2022	N3B-2022-1049	15254823
	ug/L	2.00	WG	U	U	U_LAB	Y	GELC	CAWA-22-242254	INV	W	04/11/2022	N3B-2022-1057	15262102
	ug/L	2.00	WG	U	U	U_LAB	Y	GELC	CAWA-22-242423	INV	W	04/05/2022	N3B-2022-1059	15253476
	ug/L	2.00	WS	U	U	U_LAB	Y	GELC	CAPA-22-243496	INV	W	04/12/2022	N3B-2022-1071	15262827
	ug/L	1.00	WG	U	U	U_LAB	Y	GELC	CAWA-22-242238	INV	W	04/11/2022	N3B-2022-1057	15262073
	ug/L	1.00	WS	U	U	U_LAB	Y	GELC	CAWA-22-242202	INV	W	04/15/2022	N3B-2022-1098	15265700
	ug/L	1.00	WG	U	U	U_LAB	Y	GELC	CAPA-22-243491	INV	W	04/12/2022	N3B-2022-1071	15263457
	ug/L	1.00	WG	U	U	U_LAB	Y	GELC	CAWA-22-243621	INV	W	04/06/2022	N3B-2022-1049	15254942
	ug/L	1.00	WG	U	U	U_LAB	Y	GELC	CAWA-22-242254	INV	W	04/11/2022	N3B-2022-1057	15262340
	ug/L	1.00	WG	U	U	U_LAB	Y	GELC	CAWA-22-242423	INV	W	04/05/2022	N3B-2022-1059	15253519
	ug/L	1.00	WS	U	U	U_LAB	Y	GELC	CAPA-22-243496	INV	W	04/12/2022	N3B-2022-1071	15263705
	ug/L	1.00	WG	U	U	U_LAB	Y	GELC	CAWA-22-242238	INV	W	04/11/2022	N3B-2022-1057	15262052
	ug/L	1.00	WS	U	U	U_LAB	Y	GELC	CAWA-22-242202	INV	W	04/15/2022	N3B-2022-1098	15265685
	ug/L	1.00	WG	U	U	U_LAB	Y	GELC	CAPA-22-243491	INV	W	04/12/2022	N3B-2022-1071	15263398
	ug/L	1.00	WG	U	U	U_LAB	Y	GELC	CAWA-22-243621	INV	W	04/06/2022	N3B-2022-1049	15254941
	ug/L	1.00	WG	U	U	U_LAB	Y	GELC	CAWA-22-242254	INV	W	04/11/2022	N3B-2022-1057	15262318
	ug/L	1.00	WG	U	U	U_LAB	Y	GELC	CAWA-22-242423	INV	W	04/05/2022	N3B-2022-1059	15253450
	ug/L	1.00	WS	U	U	U_LAB	Y	GELC	CAPA-22-243496	INV	W	04/12/2022	N3B-2022-1071	15263646
	ug/L	1.00	WG	U	U	U_LAB	Y	GELC	CAWA-22-242238	INV	W	04/11/2022	N3B-2022-1057	15262150
	ug/L	1.00	WG	U	U	U_LAB	Y	GELC	CAWA-22-242240	QC	W	04/11/2022	N3B-2022-1057	15262231
	ug/L	1.00	WS	U	U	U_LAB	Y	GELC	CAWA-22-242204	QC	W	04/15/2022	N3B-2022-1098	15265586
	ug/L	1.00	WG		NQ	NQ	Y	GELC	CAWA-22-242237	INV	W	04/11/2022	N3B-2022-1057	15261861
	ug/L	1.00	WG	U	U	U_LAB	Y	GELC	CAPA-22-243494	QC	W	04/12/2022	N3B-2022-1071	15263537
	ug/L	1.00	WG		NQ	NQ	Y	GELC	CAWA-22-242253	INV	W	04/11/2022	N3B-2022-1057	15261891

Report Minimum Detectable Activity	Report Unit	Dilution Factor	Sample Type	Lab Qualifier	Validation Qualifier	Validation Reason Codes	Best Value	Lab ID	Field Sample ID	Sample Usage Code	Sample Matrix	Web Publish Date	COC #	Field Sample Result Record #
	ug/L	1.00	WG	U	U	U_LAB	Y	GELC	CAWA-22-242218	QC	W	04/06/2022	N3B-2022-1049	15254997
	ug/L	1.00	WG	U	U	U_LAB	Y	GELC	CAWA-22-242256	QC	W	04/11/2022	N3B-2022-1057	15262489
	ug/L	1.00	WS		NQ	NQ	Y	GELC	CAPA-22-243496	INV	W	04/12/2022	N3B-2022-1071	15262665
	ug/L	1.00	WG	U	U	U_LAB	Y	GELC	CAWA-22-242423	INV	W	04/05/2022	N3B-2022-1059	15253484
	ug/L	1.00	WG	U	U	U_LAB	Y	GELC	CAWA-22-242425	QC	W	04/05/2022	N3B-2022-1059	15253609
	ug/L	1.00	WS		NQ	NQ	Y	GELC	CAPA-22-243495	INV	W	04/12/2022	N3B-2022-1071	15262635
	ug/L	1.00	WS	U	U	U_LAB	Y	GELC	CAPA-22-243498	QC	W	04/12/2022	N3B-2022-1071	15263786
	ug/L	1.00	WG	U	U	U_LAB	Y	GELC	CAWA-22-242238	INV	W	04/11/2022	N3B-2022-1057	15262162
	ug/L	1.00	WG	U	U	U_LAB	Y	GELC	CAWA-22-242240	QC	W	04/11/2022	N3B-2022-1057	15262243
	ug/L	1.00	WS	U	U	U_LAB	Y	GELC	CAWA-22-242204	QC	W	04/15/2022	N3B-2022-1098	15265598
	ug/L	1.00	WS	U	U	U_LAB	Y	GELC	CAWA-22-242202	INV	W	04/15/2022	N3B-2022-1098	15265517
	ug/L	1.00	WG	U	U	U_LAB	Y	GELC	CAPA-22-243494	QC	W	04/12/2022	N3B-2022-1071	15263549
	ug/L	1.00	WG	U	U	U_LAB	Y	GELC	CAPA-22-243491	INV	W	04/12/2022	N3B-2022-1071	15263438
	ug/L	1.00	WG	U	U	U_LAB	Y	GELC	CAWA-22-242218	QC	W	04/06/2022	N3B-2022-1049	15255001
	ug/L	1.00	WG	U	U	U_LAB	Y	GELC	CAWA-22-243621	INV	W	04/06/2022	N3B-2022-1049	15255082
	ug/L	1.00	WG	U	U	U_LAB	Y	GELC	CAWA-22-242256	QC	W	04/11/2022	N3B-2022-1057	15262501
	ug/L	1.00	WG	U	U	U_LAB	Y	GELC	CAWA-22-242254	INV	W	04/11/2022	N3B-2022-1057	15262421
	ug/L	1.00	WG	U	U	U_LAB	Y	GELC	CAWA-22-242423	INV	W	04/05/2022	N3B-2022-1059	15253498
	ug/L	1.00	WG	U	U	U_LAB	Y	GELC	CAWA-22-242425	QC	W	04/05/2022	N3B-2022-1059	15253621
	ug/L	1.00	WS	U	U	U_LAB	Y	GELC	CAPA-22-243496	INV	W	04/12/2022	N3B-2022-1071	15263686
	ug/L	1.00	WS	U	U	U_LAB	Y	GELC	CAPA-22-243498	QC	W	04/12/2022	N3B-2022-1071	15263798
	ug/L	1.00	WG		NQ	NQ	Y	GELC	CAWA-22-242422	INV	W	04/05/2022	N3B-2022-1059	15253382
	ug/L	1	W		NQ	NQ	Y	SwRI	CAPA-22-243492	TEST	W	04/08/2022	N3B-2022-1072	15259461
	ug/L	1	W		NQ	NQ	Y	SwRI	CAWA-22-242216	TEST	W	03/31/2022	N3B-2022-1045	15249132
	ug/L	5.00	WG		J+	HE12f	Y	GELC	CAWA-22-242238	INV	W	04/11/2022	N3B-2022-1057	15261950
	ug/L	10.0	WG		NQ	NQ	Y	GELC	CAWA-22-243621	INV	W	04/06/2022	N3B-2022-1049	15254871
	ug/L	1.00	WS		NQ	NQ	Y	GELC	CAWA-22-242202	INV	W	04/15/2022	N3B-2022-1098	15265505
	ug/L	1.00	WG	J	J	J_LAB	Y	GELC	CAPA-22-243491	INV	W	04/12/2022	N3B-2022-1071	15263424
	ug/L	1.00	WG	U	U	U_LAB	Y	GELC	CAWA-22-242238	INV	W	04/11/2022	N3B-2022-1057	15262121
	ug/L	1.00	WG	U	U	U_LAB	Y	GELC	CAWA-22-242240	QC	W	04/11/2022	N3B-2022-1057	15262202
	ug/L	1.00	WS	U	U	U_LAB	Y	GELC	CAWA-22-242204	QC	W	04/15/2022	N3B-2022-1098	15265557
	ug/L	1.00	WS	U	U	U_LAB	Y	GELC	CAWA-22-242202	INV	W	04/15/2022	N3B-2022-1098	15265476
	ug/L	1.00	WG	U	U	U_LAB	Y	GELC	CAPA-22-243491	INV	W	04/12/2022	N3B-2022-1071	15263351
	ug/L	1.00	WG	U	U	U_LAB	Y	GELC	CAPA-22-243494	QC	W	04/12/2022	N3B-2022-1071	15263508
	ug/L	1.00	WG	U	U	U_LAB	Y	GELC	CAWA-22-242218	QC	W	04/06/2022	N3B-2022-1049	15254995
	ug/L	1.00	WG	U	U	U_LAB	Y	GELC	CAWA-22-243621	INV	W	04/06/2022	N3B-2022-1049	15255076
	ug/L	1.00	WG	U	U	U_LAB	Y	GELC	CAWA-22-242254	INV	W	04/11/2022	N3B-2022-1057	15262384
	ug/L	1.00	WG	U	U	U_LAB	Y	GELC	CAWA-22-242256	QC	W	04/11/2022	N3B-2022-1057	15262460
	ug/L	1.00	WG	U	U	U_LAB	Y	GELC	CAWA-22-242423	INV	W	04/05/2022	N3B-2022-1059	15253367
	ug/L	1.00	WG	U	U	U_LAB	Y	GELC	CAWA-22-242425	QC	W	04/05/2022	N3B-2022-1059	15253580
	ug/L	1.00	WS	U	U	U_LAB	Y	GELC	CAPA-22-243498	QC	W	04/12/2022	N3B-2022-1071	15263757
	ug/L	1.00	WS	U	U	U_LAB	Y	GELC	CAPA-22-243496	INV	W	04/12/2022	N3B-2022-1071	15263599
	ug/L	1.00	WG	U	U	U_LAB	Y	GELC	CAWA-22-242238	INV	W	04/11/2022	N3B-2022-1057	15262125
	ug/L	1.00	WG	U	U	U_LAB	Y	GELC	CAWA-22-242240	QC	W	04/11/2022	N3B-2022-1057	15262206

Report Minimum Detectable Activity	Report Unit	Dilution Factor	Sample Type	Lab Qualifier	Validation Qualifier	Validation Reason Codes	Best Value	Lab ID	Field Sample ID	Sample Usage Code	Sample Matrix	Web Publish Date	COC #	Field Sample Result Record #
	ug/L	1.00	WS	U	U	U_LAB	Y	GELC	CAWA-22-242204	QC	W	04/15/2022	N3B-2022-1098	15265561
	ug/L	1.00	WS	U	U	U_LAB	Y	GELC	CAWA-22-242202	INV	W	04/15/2022	N3B-2022-1098	15265480
	ug/L	1.00	WG	U	U	U_LAB	Y	GELC	CAPA-22-243491	INV	W	04/12/2022	N3B-2022-1071	15263355
	ug/L	1.00	WG	U	U	U_LAB	Y	GELC	CAPA-22-243494	QC	W	04/12/2022	N3B-2022-1071	15263512
	ug/L	1.00	WG	U	U	U_LAB	Y	GELC	CAWA-22-242218	QC	W	04/06/2022	N3B-2022-1049	15255005
	ug/L	1.00	WG	U	U	U_LAB	Y	GELC	CAWA-22-243621	INV	W	04/06/2022	N3B-2022-1049	15255086
	ug/L	1.00	WG	U	U	U_LAB	Y	GELC	CAWA-22-242256	QC	W	04/11/2022	N3B-2022-1057	15262464
	ug/L	1.00	WG	U	U	U_LAB	Y	GELC	CAWA-22-242254	INV	W	04/11/2022	N3B-2022-1057	15262388
	ug/L	1.00	WG	U	U	U_LAB	Y	GELC	CAWA-22-242423	INV	W	04/05/2022	N3B-2022-1059	15253371
	ug/L	1.00	WG	U	U	U_LAB	Y	GELC	CAWA-22-242425	QC	W	04/05/2022	N3B-2022-1059	15253584
	ug/L	1.00	WS	U	U	U_LAB	Y	GELC	CAPA-22-243498	QC	W	04/12/2022	N3B-2022-1071	15263761
	ug/L	1.00	WS	U	U	U_LAB	Y	GELC	CAPA-22-243496	INV	W	04/12/2022	N3B-2022-1071	15263603
	mg/L	1.00	WG	U	U	U_LAB	Y	GELC	CAWA-22-242237	INV	W	04/11/2022	N3B-2022-1057	15261934
	mg/L	1.00	WS	U	U	U_LAB	Y	GELC	CAWA-22-242201	INV	W	04/15/2022	N3B-2022-1098	15265289
	mg/L	1.00	WG	U	U	U_LAB	Y	GELC	CAPA-22-243490	INV	W	04/12/2022	N3B-2022-1071	15262719
	mg/L	1.00	WG	U	U	U_LAB	Y	GELC	CAWA-22-242214	INV	W	04/06/2022	N3B-2022-1049	15254799
	mg/L	1.00	WG	U	U	U_LAB	Y	GELC	CAWA-22-242253	INV	W	04/11/2022	N3B-2022-1057	15261936
	mg/L	1.00	WG	U	U	U_LAB	Y	GELC	CAWA-22-242422	INV	W	04/05/2022	N3B-2022-1059	15253402
	mg/L	1.00	WS	U	U	U_LAB	Y	GELC	CAPA-22-243495	INV	W	04/12/2022	N3B-2022-1071	15262734
	ug/L	1.00	WG	J	J	J_LAB	Y	GELC	CAWA-22-243621	INV	W	04/06/2022	N3B-2022-1049	15255078
	ug/L	1.00	WG	J	J	J_LAB	Y	GELC	CAWA-22-242254	INV	W	04/11/2022	N3B-2022-1057	15262413
	ug/L	1.00	WS	J	J	J_LAB	Y	GELC	CAPA-22-243496	INV	W	04/12/2022	N3B-2022-1071	15263672
	SU	1.00	WG	H	J	I9a	Y	GELC	CAWA-22-242237	INV	W	04/11/2022	N3B-2022-1057	15261922
	SU	1.00	WS	H	J	I9a	Y	GELC	CAWA-22-242201	INV	W	04/15/2022	N3B-2022-1098	15265277
	SU	1.00	WG	H	J	I9a	Y	GELC	CAPA-22-243490	INV	W	04/12/2022	N3B-2022-1071	15262722
	SU	1.00	WG	H	J	I9a	Y	GELC	CAWA-22-242214	INV	W	04/06/2022	N3B-2022-1049	15254802
	SU	1.00	WG	H	J	I9a	Y	GELC	CAWA-22-242253	INV	W	04/11/2022	N3B-2022-1057	15261923
	SU	1.00	WG	H	J	I9a	Y	GELC	CAWA-22-242422	INV	W	04/05/2022	N3B-2022-1059	15253375
	SU	1.00	WS	H	J	I9a	Y	GELC	CAPA-22-243495	INV	W	04/12/2022	N3B-2022-1071	15262737
	mg/L	1.00	WG		NQ	NQ	Y	GELC	CAWA-22-242237	INV	W	04/11/2022	N3B-2022-1057	15261935
	ug/L	1.00	WG	U	U	U_LAB	Y	GELC	CAWA-22-242214	INV	W	04/06/2022	N3B-2022-1049	15254861
	mg/L	1.00	WS		NQ	NQ	Y	GELC	CAWA-22-242201	INV	W	04/15/2022	N3B-2022-1098	15265290
	mg/L	1.00	WG		NQ	NQ	Y	GELC	CAPA-22-243490	INV	W	04/12/2022	N3B-2022-1071	15262720
0.0492	pCi/L	1.00	WG	U	U	R5u	Y	GELC	CAWA-22-242238	INV	W	04/11/2022	N3B-2022-1057	15262009
0.0479	pCi/L	1.00	WS	U	U	R5u	Y	GELC	CAWA-22-242202	INV	W	04/15/2022	N3B-2022-1098	15265361
0.0963	pCi/L	1.00	WG	U	U	R5u	Y	GELC	CAPA-22-243491	INV	W	04/12/2022	N3B-2022-1071	15262878
0.0535	pCi/L	1.00	WG	U	U	R5u	Y	GELC	CAWA-22-243621	INV	W	04/06/2022	N3B-2022-1049	15254891
0.0542	pCi/L	1.00	WG	U	U	R5u	Y	GELC	CAWA-22-242254	INV	W	04/11/2022	N3B-2022-1057	15262010
0.0463	pCi/L	1.00	WS	U	U	R5u	Y	GELC	CAPA-22-243496	INV	W	04/12/2022	N3B-2022-1071	15262895
	mg/L	1.00	WG		NQ	NQ	Y	GELC	CAWA-22-242214	INV	W	04/06/2022	N3B-2022-1049	15254800
	ug/L	2.00	WS	U	U	U_LAB	Y	GELC	CAWA-22-242202	INV	W	04/15/2022	N3B-2022-1098	15265396
	mg/L	1.00	WG		NQ	NQ	Y	GELC	CAWA-22-242253	INV	W	04/11/2022	N3B-2022-1057	15261937
	mg/L	1.00	WG		NQ	NQ	Y	GELC	CAWA-22-242422	INV	W	04/05/2022	N3B-2022-1059	15253401
	mg/L	1.00	WS		NQ	NQ	Y	GELC	CAPA-22-243495	INV	W	04/12/2022	N3B-2022-1071	15262735

Report Minimum Detectable Activity	Report Unit	Dilution Factor	Sample Type	Lab Qualifier	Validation Qualifier	Validation Reason Codes	Best Value	Lab ID	Field Sample ID	Sample Usage Code	Sample Matrix	Web Publish Date	COC #	Field Sample Result Record #
	ug/L	2.00	WG	U	U	U_LAB	Y	GELC	CAWA-22-242246	INV	W	04/06/2022	N3B-2022-1049	15254816
	ug/L	1.00	WG	J	J	J_LAB	Y	GELC	CAWA-22-242237	INV	W	04/11/2022	N3B-2022-1057	15261858
	ug/L	2.00	WG	U	U	U_LAB	Y	GELC	CAWA-22-242423	INV	W	04/05/2022	N3B-2022-1059	15253446
	ug/L	2.00	WS	U	U	U_LAB	Y	GELC	CAPA-22-243496	INV	W	04/12/2022	N3B-2022-1071	15262820
	ug/L	1.00	WS		NQ	NQ	Y	GELC	CAWA-22-242201	INV	W	04/15/2022	N3B-2022-1098	15265213
	ug/L	2.00	WS	U	U	U_LAB	Y	GELC	CAWA-22-242202	INV	W	04/15/2022	N3B-2022-1098	15265399
	ug/L	1.00	WS		NQ	NQ	Y	GELC	CAWA-22-242202	INV	W	04/15/2022	N3B-2022-1098	15265244
	ug/L	1.00	WG		NQ	NQ	Y	GELC	CAPA-22-243490	INV	W	04/12/2022	N3B-2022-1071	15262560
	ug/L	1.00	WG		NQ	NQ	Y	GELC	CAWA-22-242253	INV	W	04/11/2022	N3B-2022-1057	15261889
	ug/L	2.00	WG	U	U	U_LAB	Y	GELC	CAWA-22-242246	INV	W	04/06/2022	N3B-2022-1049	15254817
	ug/L	1.00	WG		NQ	NQ	Y	GELC	CAWA-22-242422	INV	W	04/05/2022	N3B-2022-1059	15253403
	ug/L	2.00	WG	U	U	U_LAB	Y	GELC	CAWA-22-242423	INV	W	04/05/2022	N3B-2022-1059	15253454
	ug/L	2.00	WS	U	U	U_LAB	Y	GELC	CAPA-22-243496	INV	W	04/12/2022	N3B-2022-1071	15262821
	mg/L	1.00	WG	U	U	U_LAB	Y	GELC	CAWA-22-242237	INV	W	04/11/2022	N3B-2022-1057	15261940
	ug/L	1.00	WS		NQ	NQ	Y	GELC	CAPA-22-243495	INV	W	04/12/2022	N3B-2022-1071	15262624
	ug/L	1.00	WS		NQ	NQ	Y	GELC	CAPA-22-243496	INV	W	04/12/2022	N3B-2022-1071	15262654
	ug/L	2.00	WG		NQ	NQ	Y	GELC	CAWA-22-242238	INV	W	04/11/2022	N3B-2022-1057	15261951
	ug/L	2.00	WG	J	J	J_LAB	Y	GELC	CAPA-22-243491	INV	W	04/12/2022	N3B-2022-1071	15262797
	ug/L	2.00	WG	J	J	J_LAB	Y	GELC	CAWA-22-243621	INV	W	04/06/2022	N3B-2022-1049	15254872
	ug/L	1.00	WG	U	U	U_LAB	Y	GELC	CAWA-22-242238	INV	W	04/11/2022	N3B-2022-1057	15262064
	ug/L	1.00	WS	U	U	U_LAB	Y	GELC	CAWA-22-242202	INV	W	04/15/2022	N3B-2022-1098	15265384
	ug/L	1.00	WG	U	U	U_LAB	Y	GELC	CAPA-22-243491	INV	W	04/12/2022	N3B-2022-1071	15263418
	ug/L	1.00	WG	U	U	U_LAB	Y	GELC	CAWA-22-243621	INV	W	04/06/2022	N3B-2022-1049	15254908
	ug/L	1.00	WG	U	U	U_LAB	Y	GELC	CAWA-22-242254	INV	W	04/11/2022	N3B-2022-1057	15262331
	ug/L	1.00	WG	U	U	U_LAB	Y	GELC	CAWA-22-242423	INV	W	04/05/2022	N3B-2022-1059	15253477
	ug/L	1.00	WS	U	U	U_LAB	Y	GELC	CAPA-22-243496	INV	W	04/12/2022	N3B-2022-1071	15263666
	ug/L	1.00	WG	U	U	U_LAB	Y	GELC	CAWA-22-242238	INV	W	04/11/2022	N3B-2022-1057	15262038
	ug/L	1.00	WS	U	U	U_LAB	Y	GELC	CAWA-22-242202	INV	W	04/15/2022	N3B-2022-1098	15265669
	ug/L	1.00	WG	U	U	U_LAB	Y	GELC	CAPA-22-243491	INV	W	04/12/2022	N3B-2022-1071	15263370
	ug/L	1.00	WG	U	U	U_LAB	Y	GELC	CAWA-22-243621	INV	W	04/06/2022	N3B-2022-1049	15254957
	ug/L	1.00	WG	U	U	U_LAB	Y	GELC	CAWA-22-242254	INV	W	04/11/2022	N3B-2022-1057	15262301
	ug/L	1.00	WG	U	U	U_LAB	Y	GELC	CAWA-22-242423	INV	W	04/05/2022	N3B-2022-1059	15253420
	ug/L	1.00	WS	U	U	U_LAB	Y	GELC	CAPA-22-243496	INV	W	04/12/2022	N3B-2022-1071	15263618
	ug/L	1.00	WG	U	U	U_LAB	Y	GELC	CAWA-22-242237	INV	W	04/11/2022	N3B-2022-1057	15261859
	ug/L	1.00	WS	U	U	U_LAB	Y	GELC	CAWA-22-242201	INV	W	04/15/2022	N3B-2022-1098	15265214
	ug/L	1.00	WS	U	U	U_LAB	Y	GELC	CAWA-22-242202	INV	W	04/15/2022	N3B-2022-1098	15265268
	ug/L	1.00	WG	U	U	U_LAB	Y	GELC	CAPA-22-243490	INV	W	04/12/2022	N3B-2022-1071	15262561
	ug/L	1.00	WG	U	U	U_LAB	Y	GELC	CAWA-22-242214	INV	W	04/06/2022	N3B-2022-1049	15254860
	ug/L	1.00	WG	U	U	U_LAB	Y	GELC	CAWA-22-242253	INV	W	04/11/2022	N3B-2022-1057	15261912
	ug/L	1.00	WG	U	U	U_LAB	Y	GELC	CAWA-22-242422	INV	W	04/05/2022	N3B-2022-1059	15253373
	ug/L	1.00	WS	U	U	U_LAB	Y	GELC	CAPA-22-243495	INV	W	04/12/2022	N3B-2022-1071	15262625
	ug/L	1.00	WS	U	U	U_LAB	Y	GELC	CAPA-22-243496	INV	W	04/12/2022	N3B-2022-1071	15262655
	ug/L	2.00	WG		NQ	NQ	Y	GELC	CAWA-22-242254	INV	W	04/11/2022	N3B-2022-1057	15261974
	ug/L	1.00	WS	U	U	U_LAB	Y	GELC	CAWA-22-242201	INV	W	04/15/2022	N3B-2022-1098	15265218

Report Minimum Detectable Activity	Report Unit	Dilution Factor	Sample Type	Lab Qualifier	Validation Qualifier	Validation Reason Codes	Best Value	Lab ID	Field Sample ID	Sample Usage Code	Sample Matrix	Web Publish Date	COC #	Field Sample Result Record #
	ug/L	1.00	WS	U	U	U_LAB	Y	GELC	CAWA-22-242202	INV	W	04/15/2022	N3B-2022-1098	15265262
	ug/L	2.00	WG		NQ	NQ	Y	GELC	CAWA-22-242238	INV	W	04/11/2022	N3B-2022-1057	15261954
	ug/L	2.00	WG	J	J	J_LAB	Y	GELC	CAPA-22-243491	INV	W	04/12/2022	N3B-2022-1071	15262798
	ug/L	2.00	WG	J	J	J_LAB	Y	GELC	CAWA-22-243621	INV	W	04/06/2022	N3B-2022-1049	15254873
	ug/L	2.00	WG		NQ	NQ	Y	GELC	CAWA-22-242254	INV	W	04/11/2022	N3B-2022-1057	15261976
	mg/L	1.00	WS	J	J	J_LAB	Y	GELC	CAWA-22-242201	INV	W	04/15/2022	N3B-2022-1098	15265295
	mg/L	1.00	WG	J	J	J_LAB	Y	GELC	CAPA-22-243490	INV	W	04/12/2022	N3B-2022-1071	15262716
	mg/L	1.00	WG	J	J	J_LAB	Y	GELC	CAWA-22-242214	INV	W	04/06/2022	N3B-2022-1049	15254796
	ug/L	1.00	WG	U	U	U_LAB	Y	GELC	CAWA-22-242238	INV	W	04/11/2022	N3B-2022-1057	15262047
	ug/L	1.00	WS	U	U	U_LAB	Y	GELC	CAWA-22-242202	INV	W	04/15/2022	N3B-2022-1098	15265680
	ug/L	1.00	WG	U	U	U_LAB	Y	GELC	CAPA-22-243491	INV	W	04/12/2022	N3B-2022-1071	15263393
	ug/L	1.00	WG	U	U	U_LAB	Y	GELC	CAWA-22-243621	INV	W	04/06/2022	N3B-2022-1049	15254954
	ug/L	1.00	WG	U	U	U_LAB	Y	GELC	CAWA-22-242254	INV	W	04/11/2022	N3B-2022-1057	15262313
	ug/L	1.00	WG	U	U	U_LAB	Y	GELC	CAWA-22-242423	INV	W	04/05/2022	N3B-2022-1059	15253444
	ug/L	1.00	WS	U	U	U_LAB	Y	GELC	CAPA-22-243496	INV	W	04/12/2022	N3B-2022-1071	15263641
	ug/L	1.00	WG	U	U	U_LAB	Y	GELC	CAWA-22-242238	INV	W	04/11/2022	N3B-2022-1057	15262027
	ug/L	1.00	WS	U	U	U_LAB	Y	GELC	CAWA-22-242202	INV	W	04/15/2022	N3B-2022-1098	15265663
	ug/L	1.00	WG	U	U	U_LAB	Y	GELC	CAPA-22-243491	INV	W	04/12/2022	N3B-2022-1071	15263342
	ug/L	1.00	WG	U	U	U_LAB	Y	GELC	CAWA-22-243621	INV	W	04/06/2022	N3B-2022-1049	15254952
	ug/L	1.00	WG	U	U	U_LAB	Y	GELC	CAWA-22-242254	INV	W	04/11/2022	N3B-2022-1057	15262289
	ug/L	1.00	WG	U	U	U_LAB	Y	GELC	CAWA-22-242423	INV	W	04/05/2022	N3B-2022-1059	15253358
	ug/L	1.00	WG	U	U	U_LAB	Y	GELC	CAWA-22-242254	INV	W	04/11/2022	N3B-2022-1057	15262289
	ug/L	1.00	WG	U	U	U_LAB	Y	GELC	CAWA-22-242423	INV	W	04/05/2022	N3B-2022-1059	15253358
	ug/L	1.00	WS	U	U	U_LAB	Y	GELC	CAPA-22-243496	INV	W	04/12/2022	N3B-2022-1071	15263590
	mg/L	1.00	WG	J	J	J_LAB	Y	GELC	CAWA-22-242253	INV	W	04/11/2022	N3B-2022-1057	15261941
	mg/L	1.00	WG		NQ	NQ	Y	GELC	CAWA-22-242422	INV	W	04/05/2022	N3B-2022-1059	15253379
	mg/L	1.00	WS		NQ	NQ	Y	GELC	CAPA-22-243495	INV	W	04/12/2022	N3B-2022-1071	15262731
	ug/L	1.00	WG	J	J	J_LAB	Y	GELC	CAWA-22-242237	INV	W	04/11/2022	N3B-2022-1057	15261863
	ug/L	1.00	WG	J	J	J_LAB	Y	GELC	CAPA-22-243490	INV	W	04/12/2022	N3B-2022-1071	15262562
	ug/L	1.00	WG	J	J	J_LAB	Y	GELC	CAWA-22-242214	INV	W	04/06/2022	N3B-2022-1049	15254859
	ug/L	1.00	WG	J	J	J_LAB	Y	GELC	CAWA-22-242253	INV	W	04/11/2022	N3B-2022-1057	15261906
	ug/L	1.00	WG	J	J	J_LAB	Y	GELC	CAWA-22-242422	INV	W	04/05/2022	N3B-2022-1059	15253400
	ug/L	1.00	WG	U	U	U_LAB	Y	GELC	CAWA-22-242238	INV	W	04/11/2022	N3B-2022-1057	15262153
	ug/L	1.00	WG	U	U	U_LAB	Y	GELC	CAWA-22-242240	QC	W	04/11/2022	N3B-2022-1057	15262234
	ug/L	1.00	WS	U	U	U_LAB	Y	GELC	CAWA-22-242204	QC	W	04/15/2022	N3B-2022-1098	15265589
	ug/L	1.00	WS	U	U	U_LAB	Y	GELC	CAWA-22-242202	INV	W	04/15/2022	N3B-2022-1098	15265508
	ug/L	1.00	WG	U	U	U_LAB	Y	GELC	CAPA-22-243494	QC	W	04/12/2022	N3B-2022-1071	15263540
	ug/L	1.00	WG	U	U	U_LAB	Y	GELC	CAPA-22-243491	INV	W	04/12/2022	N3B-2022-1071	15263429
	ug/L	1.00	WG	U	U	U_LAB	Y	GELC	CAWA-22-242218	QC	W	04/06/2022	N3B-2022-1049	15255023
	ug/L	1.00	WG	U	U	U_LAB	Y	GELC	CAWA-22-243621	INV	W	04/06/2022	N3B-2022-1049	15255104
	ug/L	1.00	WG	U	U	U_LAB	Y	GELC	CAWA-22-242256	QC	W	04/11/2022	N3B-2022-1057	15262492
	ug/L	1.00	WG	U	U	U_LAB	Y	GELC	CAWA-22-242254	INV	W	04/11/2022	N3B-2022-1057	15262416
	ug/L	1.00	WG	U	U	U_LAB	Y	GELC	CAWA-22-242423	INV	W	04/05/2022	N3B-2022-1059	15253489
	ug/L	1.00	WG	U	U	U_LAB	Y	GELC	CAWA-22-242425	QC	W	04/05/2022	N3B-2022-1059	15253612
	ug/L	1.00	WS	U	U	U_LAB	Y	GELC	CAPA-22-243496	INV	W	04/12/2022	N3B-2022-1071	15263677
	ug/L	1.00	WS	U	U	U_LAB	Y	GELC	CAPA-22-243498	QC	W	04/12/2022	N3B-2022-1071	15263789

Report Minimum Detectable Activity	Report Unit	Dilution Factor	Sample Type	Lab Qualifier	Validation Qualifier	Validation Reason Codes	Best Value	Lab ID	Field Sample ID	Sample Usage Code	Sample Matrix	Web Publish Date	COC #	Field Sample Result Record #
	ug/L	1.00	WG	U	U	U_LAB	Y	GELC	CAWA-22-242238	INV	W	04/11/2022	N3B-2022-1057	15262089
	ug/L	1.00	WS	U	U	U_LAB	Y	GELC	CAWA-22-242202	INV	W	04/15/2022	N3B-2022-1098	15265716
	ug/L	1.00	WG	U	U	U_LAB	Y	GELC	CAPA-22-243491	INV	W	04/12/2022	N3B-2022-1071	15263477
	ug/L	1.00	WG	U	U	U_LAB	Y	GELC	CAWA-22-243621	INV	W	04/06/2022	N3B-2022-1049	15254960
	ug/L	1.00	WG	U	U	U_LAB	Y	GELC	CAWA-22-242254	INV	W	04/11/2022	N3B-2022-1057	15262357
	ug/L	1.00	WG	U	U	U_LAB	Y	GELC	CAWA-22-242423	INV	W	04/05/2022	N3B-2022-1059	15253540
	ug/L	1.00	WS	U	U	U_LAB	Y	GELC	CAPA-22-243496	INV	W	04/12/2022	N3B-2022-1071	15263725
	ug/L	1.00	WG	U	U	U_LAB	Y	GELC	CAWA-22-242238	INV	W	04/11/2022	N3B-2022-1057	15262060
	ug/L	1.00	WS	U	U	U_LAB	Y	GELC	CAWA-22-242202	INV	W	04/15/2022	N3B-2022-1098	15265692
	ug/L	1.00	WG	U	U	U_LAB	Y	GELC	CAPA-22-243491	INV	W	04/12/2022	N3B-2022-1071	15263409
	ug/L	1.00	WG	U	U	U_LAB	Y	GELC	CAWA-22-243621	INV	W	04/06/2022	N3B-2022-1049	15254963
	ug/L	1.00	WG	U	U	U_LAB	Y	GELC	CAWA-22-242254	INV	W	04/11/2022	N3B-2022-1057	15262326
	ug/L	1.00	WG	U	U	U_LAB	Y	GELC	CAWA-22-242423	INV	W	04/05/2022	N3B-2022-1059	15253465
	ug/L	1.00	WS	U	U	U_LAB	Y	GELC	CAPA-22-243496	INV	W	04/12/2022	N3B-2022-1071	15263657
	ug/L	1.00	WG	U	U	U_LAB	Y	GELC	CAWA-22-242238	INV	W	04/11/2022	N3B-2022-1057	15262054
	ug/L	1.00	WS	U	U	U_LAB	Y	GELC	CAWA-22-242202	INV	W	04/15/2022	N3B-2022-1098	15265687
	ug/L	1.00	WG	U	U	U_LAB	Y	GELC	CAPA-22-243491	INV	W	04/12/2022	N3B-2022-1071	15263400
	ug/L	1.00	WG	U	U	U_LAB	Y	GELC	CAWA-22-243621	INV	W	04/06/2022	N3B-2022-1049	15254970
	ug/L	1.00	WG	U	U	U_LAB	Y	GELC	CAWA-22-242254	INV	W	04/11/2022	N3B-2022-1057	15262320
	ug/L	1.00	WG	U	U	U_LAB	Y	GELC	CAWA-22-242423	INV	W	04/05/2022	N3B-2022-1059	15253456
	ug/L	1.00	WS	U	U	U_LAB	Y	GELC	CAPA-22-243496	INV	W	04/12/2022	N3B-2022-1071	15263648
	ug/L	1.00	WG	U	U	U_LAB	Y	GELC	CAWA-22-242238	INV	W	04/11/2022	N3B-2022-1057	15262049
	ug/L	1.00	WS	U	U	U_LAB	Y	GELC	CAWA-22-242202	INV	W	04/15/2022	N3B-2022-1098	15265682
	ug/L	1.00	WG	U	U	U_LAB	Y	GELC	CAPA-22-243491	INV	W	04/12/2022	N3B-2022-1071	15263395
	ug/L	1.00	WG	U	U	U_LAB	Y	GELC	CAWA-22-243621	INV	W	04/06/2022	N3B-2022-1049	15254968
	ug/L	1.00	WG	U	U	U_LAB	Y	GELC	CAWA-22-242254	INV	W	04/11/2022	N3B-2022-1057	15262315
	ug/L	1.00	WG	U	U	U_LAB	Y	GELC	CAWA-22-242423	INV	W	04/05/2022	N3B-2022-1059	15253447
	ug/L	1.00	WS	U	U	U_LAB	Y	GELC	CAPA-22-243496	INV	W	04/12/2022	N3B-2022-1071	15263643
	ug/L	1.00	WG	U	U	U_LAB	Y	GELC	CAWA-22-242238	INV	W	04/11/2022	N3B-2022-1057	15262046
	ug/L	1.00	WS	U	U	U_LAB	Y	GELC	CAWA-22-242202	INV	W	04/15/2022	N3B-2022-1098	15265679
	ug/L	1.00	WG	U	U	U_LAB	Y	GELC	CAPA-22-243491	INV	W	04/12/2022	N3B-2022-1071	15263392
	ug/L	1.00	WG	U	U	U_LAB	Y	GELC	CAWA-22-243621	INV	W	04/06/2022	N3B-2022-1049	15254973
	ug/L	1.00	WG	U	U	U_LAB	Y	GELC	CAWA-22-242254	INV	W	04/11/2022	N3B-2022-1057	15262312
	ug/L	1.00	WG	U	U	U_LAB	Y	GELC	CAWA-22-242423	INV	W	04/05/2022	N3B-2022-1059	15253443
	ug/L	1.00	WS	U	U	U_LAB	Y	GELC	CAPA-22-243496	INV	W	04/12/2022	N3B-2022-1071	15263640
	ug/L	1.00	WG	U	U	U_LAB	Y	GELC	CAWA-22-242238	INV	W	04/11/2022	N3B-2022-1057	15262051
	ug/L	1.00	WS	U	U	U_LAB	Y	GELC	CAWA-22-242202	INV	W	04/15/2022	N3B-2022-1098	15265684
	ug/L	1.00	WG	U	U	U_LAB	Y	GELC	CAPA-22-243491	INV	W	04/12/2022	N3B-2022-1071	15263397
	ug/L	1.00	WG	U	U	U_LAB	Y	GELC	CAWA-22-243621	INV	W	04/06/2022	N3B-2022-1049	15254969
	ug/L	1.00	WG	U	U	U_LAB	Y	GELC	CAWA-22-242254	INV	W	04/11/2022	N3B-2022-1057	15262317
	ug/L	1.00	WG	U	U	U_LAB	Y	GELC	CAWA-22-242423	INV	W	04/05/2022	N3B-2022-1059	15253449
	ug/L	1.00	WS	U	U	U_LAB	Y	GELC	CAPA-22-243496	INV	W	04/12/2022	N3B-2022-1071	15263645
	ug/L	1.00	WS	J	J	J_LAB	Y	GELC	CAPA-22-243495	INV	W	04/12/2022	N3B-2022-1071	15262626
	ug/L	1.00	WS	U	U	U_LAB	Y	GELC	CAWA-22-242202	INV	W	04/15/2022	N3B-2022-1098	15265697

Report Minimum Detectable Activity	Report Unit	Dilution Factor	Sample Type	Lab Qualifier	Validation Qualifier	Validation Reason Codes	Best Value	Lab ID	Field Sample ID	Sample Usage Code	Sample Matrix	Web Publish Date	COC #	Field Sample Result Record #
	ug/L	1.00	WG	U	U	U_LAB	Y	GELC	CAPA-22-243491	INV	W	04/12/2022	N3B-2022-1071	15263422
	ug/L	1.00	WG	U	U	U_LAB	Y	GELC	CAWA-22-243621	INV	W	04/06/2022	N3B-2022-1049	15254926
	ug/L	1.00	WS	J	J	J_LAB	Y	GELC	CAPA-22-243496	INV	W	04/12/2022	N3B-2022-1071	15262656
	ug/L	1.00	WS		NQ	NQ	Y	GELC	CAWA-22-242201	INV	W	04/15/2022	N3B-2022-1098	15265216
	ug/L	1.00	WS	U	U	U_LAB	Y	GELC	CAPA-22-243496	INV	W	04/12/2022	N3B-2022-1071	15263670
	ug/L	1.00	WG	U	U	U_LAB	Y	GELC	CAWA-22-242238	INV	W	04/11/2022	N3B-2022-1057	15262025
	ug/L	1.00	WS	U	U	U_LAB	Y	GELC	CAWA-22-242202	INV	W	04/15/2022	N3B-2022-1098	15265375
	ug/L	1.00	WG	U	U	U_LAB	Y	GELC	CAPA-22-243491	INV	W	04/12/2022	N3B-2022-1071	15263338
	ug/L	1.00	WG	U	U	U_LAB	Y	GELC	CAWA-22-243621	INV	W	04/06/2022	N3B-2022-1049	15254914
	ug/L	1.00	WG	U	U	U_LAB	Y	GELC	CAWA-22-242254	INV	W	04/11/2022	N3B-2022-1057	15262287
	ug/L	1.00	WG	U	U	U_LAB	Y	GELC	CAWA-22-242423	INV	W	04/05/2022	N3B-2022-1059	15253354
	ug/L	1.00	WS	U	U	U_LAB	Y	GELC	CAPA-22-243496	INV	W	04/12/2022	N3B-2022-1071	15263586
	ug/L	1.00	WG	U	U	U_LAB	Y	GELC	CAWA-22-242237	INV	W	04/11/2022	N3B-2022-1057	15261862
	ug/L	1.00	WS	U	U	U_LAB	Y	GELC	CAWA-22-242201	INV	W	04/15/2022	N3B-2022-1098	15265217
	ug/L	1.00	WS	U	U	U_LAB	Y	GELC	CAWA-22-242202	INV	W	04/15/2022	N3B-2022-1098	15265247
	ug/L	1.00	WG	U	U	U_LAB	Y	GELC	CAPA-22-243490	INV	W	04/12/2022	N3B-2022-1071	15262564
	ug/L	1.00	WG	U	U	U_LAB	Y	GELC	CAWA-22-242214	INV	W	04/06/2022	N3B-2022-1049	15254857
	ug/L	1.00	WG	U	U	U_LAB	Y	GELC	CAWA-22-242253	INV	W	04/11/2022	N3B-2022-1057	15261892
	ug/L	1.00	WG	U	U	U_LAB	Y	GELC	CAWA-22-242422	INV	W	04/05/2022	N3B-2022-1059	15253397
	ug/L	1.00	WS	U	U	U_LAB	Y	GELC	CAPA-22-243496	INV	W	04/12/2022	N3B-2022-1071	15262658
	ug/L	1.00	WS	U	U	U_LAB	Y	GELC	CAPA-22-243495	INV	W	04/12/2022	N3B-2022-1071	15262628
	ug/L	1.00	WG	U	U	U_LAB	Y	GELC	CAWA-22-242238	INV	W	04/11/2022	N3B-2022-1057	15262034
	ug/L	1.00	WS	U	U	U_LAB	Y	GELC	CAWA-22-242202	INV	W	04/15/2022	N3B-2022-1098	15265381
	ug/L	1.00	WG	U	U	U_LAB	Y	GELC	CAPA-22-243491	INV	W	04/12/2022	N3B-2022-1071	15263366
	ug/L	1.00	WG	U	U	U_LAB	Y	GELC	CAWA-22-243621	INV	W	04/06/2022	N3B-2022-1049	15254924
	ug/L	1.00	WG	U	U	U_LAB	Y	GELC	CAWA-22-242254	INV	W	04/11/2022	N3B-2022-1057	15262297
	ug/L	1.00	WG	U	U	U_LAB	Y	GELC	CAWA-22-242423	INV	W	04/05/2022	N3B-2022-1059	15253415
	ug/L	1.00	WS	U	U	U_LAB	Y	GELC	CAPA-22-243496	INV	W	04/12/2022	N3B-2022-1071	15263614
	ug/L	1.00	WG	U	U	U_LAB	Y	GELC	CAWA-22-242238	INV	W	04/11/2022	N3B-2022-1057	15262033
	ug/L	1.00	WS	U	U	U_LAB	Y	GELC	CAWA-22-242202	INV	W	04/15/2022	N3B-2022-1098	15265380
	ug/L	1.00	WG	U	U	U_LAB	Y	GELC	CAPA-22-243491	INV	W	04/12/2022	N3B-2022-1071	15263365
	ug/L	1.00	WG	U	U	U_LAB	Y	GELC	CAWA-22-243621	INV	W	04/06/2022	N3B-2022-1049	15254910
	ug/L	1.00	WG	U	U	U_LAB	Y	GELC	CAWA-22-242254	INV	W	04/11/2022	N3B-2022-1057	15262296
	ug/L	1.00	WG	U	U	U_LAB	Y	GELC	CAWA-22-242423	INV	W	04/05/2022	N3B-2022-1059	15253414
	ug/L	1.00	WS	U	U	U_LAB	Y	GELC	CAPA-22-243496	INV	W	04/12/2022	N3B-2022-1071	15263613
	ug/L	1.00	WG	U	U	U_LAB	Y	GELC	CAWA-22-242238	INV	W	04/11/2022	N3B-2022-1057	15262035
	ug/L	1.00	WS	U	U	U_LAB	Y	GELC	CAWA-22-242202	INV	W	04/15/2022	N3B-2022-1098	15265666
	ug/L	1.00	WG	U	U	U_LAB	Y	GELC	CAPA-22-243491	INV	W	04/12/2022	N3B-2022-1071	15263367
	ug/L	1.00	WG	U	U	U_LAB	Y	GELC	CAWA-22-243621	INV	W	04/06/2022	N3B-2022-1049	15254966
	ug/L	1.00	WG	U	U	U_LAB	Y	GELC	CAWA-22-242254	INV	W	04/11/2022	N3B-2022-1057	15262298
	ug/L	1.00	WG	U	U	U_LAB	Y	GELC	CAWA-22-242423	INV	W	04/05/2022	N3B-2022-1059	15253416
	ug/L	1.00	WS	U	U	U_LAB	Y	GELC	CAPA-22-243496	INV	W	04/12/2022	N3B-2022-1071	15263615
	ug/L	1.00	WS		NQ	NQ	Y	GELC	CAWA-22-242202	INV	W	04/15/2022	N3B-2022-1098	15265246
	ug/L	1.00	WS	U	U	U_LAB	Y	GELC	CAWA-22-242201	INV	W	04/15/2022	N3B-2022-1098	15265215

Report Minimum Detectable Activity	Report Unit	Dilution Factor	Sample Type	Lab Qualifier	Validation Qualifier	Validation Reason Codes	Best Value	Lab ID	Field Sample ID	Sample Usage Code	Sample Matrix	Web Publish Date	COC #	Field Sample Result Record #
	ug/L	1.00	WS	U	U	U_LAB	Y	GELC	CAWA-22-242202	INV	W	04/15/2022	N3B-2022-1098	15265245
	ug/L	1.00	WG		NQ	NQ	Y	GELC	CAPA-22-243490	INV	W	04/12/2022	N3B-2022-1071	15262563
	ug/L	1.00	WG		NQ	NQ	Y	GELC	CAWA-22-242214	INV	W	04/06/2022	N3B-2022-1049	15254858
	ug/L	1.00	WG		NQ	NQ	Y	GELC	CAWA-22-242422	INV	W	04/05/2022	N3B-2022-1059	15253398
	ug/L	1.00	WS		NQ	NQ	Y	GELC	CAPA-22-243496	INV	W	04/12/2022	N3B-2022-1071	15262657
	ug/L	1.00	WS		NQ	NQ	Y	GELC	CAPA-22-243495	INV	W	04/12/2022	N3B-2022-1071	15262627
	ug/L	1.00	WG	J	J	SV7b	Y	GELC	CAWA-22-242238	INV	W	04/11/2022	N3B-2022-1057	15262067
	ug/L	1.00	WG	J	J	SV7b	Y	GELC	CAWA-22-242254	INV	W	04/11/2022	N3B-2022-1057	15262334
	mg/L	1.00	WG	U	U	U_LAB	Y	GELC	CAWA-22-242237	INV	W	04/11/2022	N3B-2022-1057	15261926
	mg/L	1.00	WS	U	U	U_LAB	Y	GELC	CAWA-22-242201	INV	W	04/15/2022	N3B-2022-1098	15265281
	mg/L	1.00	WG	U	U	U_LAB	Y	GELC	CAPA-22-243490	INV	W	04/12/2022	N3B-2022-1071	15262714
	mg/L	1.00	WG	U	U	U_LAB	Y	GELC	CAWA-22-242214	INV	W	04/06/2022	N3B-2022-1049	15254830
	mg/L	1.00	WG	U	U	U_LAB	Y	GELC	CAWA-22-242253	INV	W	04/11/2022	N3B-2022-1057	15261930
	mg/L	1.00	WG	U	U	U_LAB	Y	GELC	CAWA-22-242422	INV	W	04/05/2022	N3B-2022-1059	15253396
	mg/L	1.00	WS	U	U	U_LAB	Y	GELC	CAPA-22-243495	INV	W	04/12/2022	N3B-2022-1071	15262729
	ug/L	1.00	WG	U	U	U_LAB	Y	GELC	CAWA-22-242238	INV	W	04/11/2022	N3B-2022-1057	15262129
	ug/L	1.00	WG	U	U	U_LAB	Y	GELC	CAWA-22-242240	QC	W	04/11/2022	N3B-2022-1057	15262210
	ug/L	1.00	WS	U	U	U_LAB	Y	GELC	CAWA-22-242204	QC	W	04/15/2022	N3B-2022-1098	15265565
	ug/L	1.00	WS	U	U	U_LAB	Y	GELC	CAWA-22-242202	INV	W	04/15/2022	N3B-2022-1098	15265484
	ug/L	1.00	WG	U	U	U_LAB	Y	GELC	CAPA-22-243494	QC	W	04/12/2022	N3B-2022-1071	15263516
	ug/L	1.00	WG	U	U	U_LAB	Y	GELC	CAPA-22-243491	INV	W	04/12/2022	N3B-2022-1071	15263360
	ug/L	1.00	WG	U	U	U_LAB	Y	GELC	CAWA-22-242218	QC	W	04/06/2022	N3B-2022-1049	15255048
	ug/L	1.00	WG	U	U	U_LAB	Y	GELC	CAWA-22-243621	INV	W	04/06/2022	N3B-2022-1049	15255129
	ug/L	1.00	WG	U	U	U_LAB	Y	GELC	CAWA-22-242256	QC	W	04/11/2022	N3B-2022-1057	15262468
	ug/L	1.00	WG	U	U	U_LAB	Y	GELC	CAWA-22-242254	INV	W	04/11/2022	N3B-2022-1057	15262392
	ug/L	1.00	WG	U	U	U_LAB	Y	GELC	CAWA-22-242423	INV	W	04/05/2022	N3B-2022-1059	15253409
	ug/L	1.00	WG	U	U	U_LAB	Y	GELC	CAWA-22-242425	QC	W	04/05/2022	N3B-2022-1059	15253588
	ug/L	1.00	WS	U	U	U_LAB	Y	GELC	CAPA-22-243498	QC	W	04/12/2022	N3B-2022-1071	15263765
	ug/L	1.00	WS	U	U	U_LAB	Y	GELC	CAPA-22-243496	INV	W	04/12/2022	N3B-2022-1071	15263608
	ug/L	1.00	WG	U	U	U_LAB	Y	GELC	CAWA-22-242238	INV	W	04/11/2022	N3B-2022-1057	15262159
	ug/L	1.00	WG	U	U	U_LAB	Y	GELC	CAWA-22-242240	QC	W	04/11/2022	N3B-2022-1057	15262240
	ug/L	1.00	WS	U	U	U_LAB	Y	GELC	CAWA-22-242204	QC	W	04/15/2022	N3B-2022-1098	15265595
	ug/L	1.00	WS	U	U	U_LAB	Y	GELC	CAWA-22-242202	INV	W	04/15/2022	N3B-2022-1098	15265514
	ug/L	1.00	WG	U	U	U_LAB	Y	GELC	CAPA-22-243494	QC	W	04/12/2022	N3B-2022-1071	15263546
	ug/L	1.00	WG	U	U	U_LAB	Y	GELC	CAPA-22-243491	INV	W	04/12/2022	N3B-2022-1071	15263435
	ug/L	1.00	WG	U	U	U_LAB	Y	GELC	CAWA-22-242218	QC	W	04/06/2022	N3B-2022-1049	15255017
	ug/L	1.00	WG	U	U	U_LAB	Y	GELC	CAWA-22-243621	INV	W	04/06/2022	N3B-2022-1049	15255098
	ug/L	1.00	WG	U	U	U_LAB	Y	GELC	CAWA-22-242256	QC	W	04/11/2022	N3B-2022-1057	15262498
	ug/L	1.00	WG	U	U	U_LAB	Y	GELC	CAWA-22-242254	INV	W	04/11/2022	N3B-2022-1057	15262420
	ug/L	1.00	WG	U	U	U_LAB	Y	GELC	CAWA-22-242423	INV	W	04/05/2022	N3B-2022-1059	15253495
	ug/L	1.00	WG	U	U	U_LAB	Y	GELC	CAWA-22-242425	QC	W	04/05/2022	N3B-2022-1059	15253618
	ug/L	1.00	WS	U	U	U_LAB	Y	GELC	CAPA-22-243496	INV	W	04/12/2022	N3B-2022-1071	15263683
	ug/L	1.00	WS	U	U	U_LAB	Y	GELC	CAPA-22-243498	QC	W	04/12/2022	N3B-2022-1071	15263795
	ug/L	1.00	WG	U	U	U_LAB	Y	GELC	CAWA-22-242238	INV	W	04/11/2022	N3B-2022-1057	15262166

Report Minimum Detectable Activity	Report Unit	Dilution Factor	Sample Type	Lab Qualifier	Validation Qualifier	Validation Reason Codes	Best Value	Lab ID	Field Sample ID	Sample Usage Code	Sample Matrix	Web Publish Date	COC #	Field Sample Result Record #
	ug/L	1.00	WG	U	U	U_LAB	Y	GELC	CAWA-22-242240	QC	W	04/11/2022	N3B-2022-1057	15262247
	ug/L	1.00	WS	U	U	U_LAB	Y	GELC	CAWA-22-242204	QC	W	04/15/2022	N3B-2022-1098	15265602
	ug/L	1.00	WS	U	U	U_LAB	Y	GELC	CAWA-22-242202	INV	W	04/15/2022	N3B-2022-1098	15265521
	ug/L	1.00	WG	U	U	U_LAB	Y	GELC	CAPA-22-243491	INV	W	04/12/2022	N3B-2022-1071	15263442
	ug/L	1.00	WG	U	U	U_LAB	Y	GELC	CAPA-22-243494	QC	W	04/12/2022	N3B-2022-1071	15263553
	ug/L	1.00	WG	U	U	U_LAB	Y	GELC	CAWA-22-242218	QC	W	04/06/2022	N3B-2022-1049	15255027
	ug/L	1.00	WG	U	U	U_LAB	Y	GELC	CAWA-22-243621	INV	W	04/06/2022	N3B-2022-1049	15255108
	ug/L	1.00	WG	U	U	U_LAB	Y	GELC	CAWA-22-242256	QC	W	04/11/2022	N3B-2022-1057	15262505
	ug/L	1.00	WG	U	U	U_LAB	Y	GELC	CAWA-22-242254	INV	W	04/11/2022	N3B-2022-1057	15262425
	ug/L	1.00	WG	U	U	U_LAB	Y	GELC	CAWA-22-242423	INV	W	04/05/2022	N3B-2022-1059	15253502
	ug/L	1.00	WG	U	U	U_LAB	Y	GELC	CAWA-22-242425	QC	W	04/05/2022	N3B-2022-1059	15253625
	ug/L	1.00	WS	U	U	U_LAB	Y	GELC	CAPA-22-243498	QC	W	04/12/2022	N3B-2022-1071	15263802
	ug/L	1.00	WS	U	U	U_LAB	Y	GELC	CAPA-22-243496	INV	W	04/12/2022	N3B-2022-1071	15263690
	ug/L	1.00	WG	U	U	U_LAB	Y	GELC	CAWA-22-242238	INV	W	04/11/2022	N3B-2022-1057	15262165
	ug/L	1.00	WG	U	U	U_LAB	Y	GELC	CAWA-22-242240	QC	W	04/11/2022	N3B-2022-1057	15262246
	ug/L	1.00	WS	U	U	U_LAB	Y	GELC	CAWA-22-242204	QC	W	04/15/2022	N3B-2022-1098	15265601
	ug/L	1.00	WS	U	U	U_LAB	Y	GELC	CAWA-22-242202	INV	W	04/15/2022	N3B-2022-1098	15265520
	ug/L	1.00	WG	U	U	U_LAB	Y	GELC	CAPA-22-243491	INV	W	04/12/2022	N3B-2022-1071	15263441
	ug/L	1.00	WG	U	U	U_LAB	Y	GELC	CAPA-22-243494	QC	W	04/12/2022	N3B-2022-1071	15263552
	ug/L	1.00	WG	U	U	U_LAB	Y	GELC	CAWA-22-242218	QC	W	04/06/2022	N3B-2022-1049	15255044
	ug/L	1.00	WG	U	U	U_LAB	Y	GELC	CAWA-22-243621	INV	W	04/06/2022	N3B-2022-1049	15255125
	ug/L	1.00	WG	U	U	U_LAB	Y	GELC	CAWA-22-242254	INV	W	04/11/2022	N3B-2022-1057	15262424
	ug/L	1.00	WG	U	U	U_LAB	Y	GELC	CAWA-22-242256	QC	W	04/11/2022	N3B-2022-1057	15262504
	ug/L	1.00	WG	U	U	U_LAB	Y	GELC	CAWA-22-242423	INV	W	04/05/2022	N3B-2022-1059	15253501
	ug/L	1.00	WG	U	U	U_LAB	Y	GELC	CAWA-22-242425	QC	W	04/05/2022	N3B-2022-1059	15253624
	ug/L	1.00	WS	U	U	U_LAB	Y	GELC	CAPA-22-243498	QC	W	04/12/2022	N3B-2022-1071	15263801
	ug/L	1.00	WS	U	U	U_LAB	Y	GELC	CAPA-22-243496	INV	W	04/12/2022	N3B-2022-1071	15263689
	ug/L	1.00	WG	U	U	U_LAB	Y	GELC	CAWA-22-242238	INV	W	04/11/2022	N3B-2022-1057	15262155
	ug/L	1.00	WG	U	U	U_LAB	Y	GELC	CAWA-22-242240	QC	W	04/11/2022	N3B-2022-1057	15262236
	ug/L	1.00	WS	U	U	U_LAB	Y	GELC	CAWA-22-242204	QC	W	04/15/2022	N3B-2022-1098	15265591
	ug/L	1.00	WS	U	U	U_LAB	Y	GELC	CAWA-22-242202	INV	W	04/15/2022	N3B-2022-1098	15265510
	ug/L	1.00	WG	U	U	U_LAB	Y	GELC	CAPA-22-243494	QC	W	04/12/2022	N3B-2022-1071	15263542
	ug/L	1.00	WG	U	U	U_LAB	Y	GELC	CAPA-22-243491	INV	W	04/12/2022	N3B-2022-1071	15263431
	ug/L	1.00	WG	U	U	U_LAB	Y	GELC	CAWA-22-242218	QC	W	04/06/2022	N3B-2022-1049	15254992
	ug/L	1.00	WG	U	U	U_LAB	Y	GELC	CAWA-22-243621	INV	W	04/06/2022	N3B-2022-1049	15255073
	ug/L	1.00	WG	U	U	U_LAB	Y	GELC	CAWA-22-242256	QC	W	04/11/2022	N3B-2022-1057	15262494
	ug/L	1.00	WG	U	U	U_LAB	Y	GELC	CAWA-22-242254	INV	W	04/11/2022	N3B-2022-1057	15262274
	ug/L	1.00	WG	U	U	U_LAB	Y	GELC	CAWA-22-242423	INV	W	04/05/2022	N3B-2022-1059	15253491
	ug/L	1.00	WG	U	U	U_LAB	Y	GELC	CAWA-22-242425	QC	W	04/05/2022	N3B-2022-1059	15253614
	ug/L	1.00	WS	U	U	U_LAB	Y	GELC	CAPA-22-243496	INV	W	04/12/2022	N3B-2022-1071	15263679
	ug/L	1.00	WS	U	U	U_LAB	Y	GELC	CAPA-22-243498	QC	W	04/12/2022	N3B-2022-1071	15263791
	ug/L	1.00	WG	U	U	U_LAB	Y	GELC	CAWA-22-242238	INV	W	04/11/2022	N3B-2022-1057	15262026
	ug/L	1.00	WS	U	U	U_LAB	Y	GELC	CAWA-22-242202	INV	W	04/15/2022	N3B-2022-1098	15265662
	ug/L	1.00	WG	U	U	U_LAB	Y	GELC	CAPA-22-243491	INV	W	04/12/2022	N3B-2022-1071	15263341

Report Minimum Detectable Activity	Report Unit	Dilution Factor	Sample Type	Lab Qualifier	Validation Qualifier	Validation Reason Codes	Best Value	Lab ID	Field Sample ID	Sample Usage Code	Sample Matrix	Web Publish Date	COC #	Field Sample Result Record #
	ug/L	1.00	WG	U	U	U_LAB	Y	GELC	CAWA-22-243621	INV	W	04/06/2022	N3B-2022-1049	15254953
	ug/L	1.00	WG	U	U	U_LAB	Y	GELC	CAWA-22-242254	INV	W	04/11/2022	N3B-2022-1057	15262288
	ug/L	1.00	WG	U	U	U_LAB	Y	GELC	CAWA-22-242423	INV	W	04/05/2022	N3B-2022-1059	15253357
	ug/L	1.00	WS	U	U	U_LAB	Y	GELC	CAPA-22-243496	INV	W	04/12/2022	N3B-2022-1071	15263589
	ug/L	1.00	WG	U	U	U_LAB	Y	GELC	CAWA-22-242238	INV	W	04/11/2022	N3B-2022-1057	15262152
	ug/L	1.00	WG	U	U	U_LAB	Y	GELC	CAWA-22-242240	QC	W	04/11/2022	N3B-2022-1057	15262233
	ug/L	1.00	WS	U	U	U_LAB	Y	GELC	CAWA-22-242204	QC	W	04/15/2022	N3B-2022-1098	15265588
	ug/L	1.00	WS	U	U	U_LAB	Y	GELC	CAWA-22-242202	INV	W	04/15/2022	N3B-2022-1098	15265507
	ug/L	1.00	WG	U	U	U_LAB	Y	GELC	CAPA-22-243494	QC	W	04/12/2022	N3B-2022-1071	15263539
	ug/L	1.00	WG	U	U	U_LAB	Y	GELC	CAPA-22-243491	INV	W	04/12/2022	N3B-2022-1071	15263428
	ug/L	1.00	WG	U	U	U_LAB	Y	GELC	CAWA-22-242218	QC	W	04/06/2022	N3B-2022-1049	15255060
	ug/L	1.00	WG	U	U	U_LAB	Y	GELC	CAWA-22-243621	INV	W	04/06/2022	N3B-2022-1049	15255141
	ug/L	1.00	WG	U	U	U_LAB	Y	GELC	CAWA-22-242256	QC	W	04/11/2022	N3B-2022-1057	15262491
	ug/L	1.00	WG	U	U	U_LAB	Y	GELC	CAWA-22-242254	INV	W	04/11/2022	N3B-2022-1057	15262415
	ug/L	1.00	WG	U	U	U_LAB	Y	GELC	CAWA-22-242423	INV	W	04/05/2022	N3B-2022-1059	15253488
	ug/L	1.00	WG	U	U	U_LAB	Y	GELC	CAWA-22-242425	QC	W	04/05/2022	N3B-2022-1059	15253611
	ug/L	1.00	WS	U	U	U_LAB	Y	GELC	CAPA-22-243496	INV	W	04/12/2022	N3B-2022-1071	15263676
	ug/L	1.00	WS	U	U	U_LAB	Y	GELC	CAPA-22-243498	QC	W	04/12/2022	N3B-2022-1071	15263788
	ug/L	1.00	WG	U	U	U_LAB	Y	GELC	CAWA-22-242238	INV	W	04/11/2022	N3B-2022-1057	15262174
	ug/L	1.00	WG	U	U	U_LAB	Y	GELC	CAWA-22-242240	QC	W	04/11/2022	N3B-2022-1057	15262255
	ug/L	1.00	WS	U	U	U_LAB	Y	GELC	CAWA-22-242204	QC	W	04/15/2022	N3B-2022-1098	15265610
	ug/L	1.00	WS	U	U	U_LAB	Y	GELC	CAWA-22-242202	INV	W	04/15/2022	N3B-2022-1098	15265529
	ug/L	1.00	WG	U	U	U_LAB	Y	GELC	CAPA-22-243491	INV	W	04/12/2022	N3B-2022-1071	15263452
	ug/L	1.00	WG	U	U	U_LAB	Y	GELC	CAPA-22-243494	QC	W	04/12/2022	N3B-2022-1071	15263561
	ug/L	1.00	WG	U	U	U_LAB	Y	GELC	CAWA-22-242218	QC	W	04/06/2022	N3B-2022-1049	15255011
	ug/L	1.00	WG	U	U	U_LAB	Y	GELC	CAWA-22-243621	INV	W	04/06/2022	N3B-2022-1049	15255092
	ug/L	1.00	WG	U	U	U_LAB	Y	GELC	CAWA-22-242254	INV	W	04/11/2022	N3B-2022-1057	15262432
	ug/L	1.00	WG	U	U	U_LAB	Y	GELC	CAWA-22-242256	QC	W	04/11/2022	N3B-2022-1057	15262513
	ug/L	1.00	WG	U	U	U_LAB	Y	GELC	CAWA-22-242423	INV	W	04/05/2022	N3B-2022-1059	15253514
	ug/L	1.00	WG	U	U	U_LAB	Y	GELC	CAWA-22-242425	QC	W	04/05/2022	N3B-2022-1059	15253633
	ug/L	1.00	WS	U	U	U_LAB	Y	GELC	CAPA-22-243498	QC	W	04/12/2022	N3B-2022-1071	15263810
	ug/L	1.00	WS	U	U	U_LAB	Y	GELC	CAPA-22-243496	INV	W	04/12/2022	N3B-2022-1071	15263700
	ug/L	1.00	WG	U	U	U_LAB	Y	GELC	CAWA-22-242238	INV	W	04/11/2022	N3B-2022-1057	15262117
	ug/L	1.00	WG	U	U	U_LAB	Y	GELC	CAWA-22-242240	QC	W	04/11/2022	N3B-2022-1057	15262198
	ug/L	1.00	WS	U	U	U_LAB	Y	GELC	CAWA-22-242204	QC	W	04/15/2022	N3B-2022-1098	15265553
	ug/L	1.00	WS	U	U	U_LAB	Y	GELC	CAWA-22-242202	INV	W	04/15/2022	N3B-2022-1098	15265472
	ug/L	1.00	WG	U	U	U_LAB	Y	GELC	CAPA-22-243491	INV	W	04/12/2022	N3B-2022-1071	15263344
	ug/L	1.00	WG	U	U	U_LAB	Y	GELC	CAPA-22-243494	QC	W	04/12/2022	N3B-2022-1071	15263504
	ug/L	1.00	WG	U	U	U_LAB	Y	GELC	CAWA-22-242218	QC	W	04/06/2022	N3B-2022-1049	15255057
	ug/L	1.00	WG	U	U	U_LAB	Y	GELC	CAWA-22-243621	INV	W	04/06/2022	N3B-2022-1049	15255138
	ug/L	1.00	WG	U	U	U_LAB	Y	GELC	CAWA-22-242256	QC	W	04/11/2022	N3B-2022-1057	15262456
	ug/L	1.00	WG	U	U	U_LAB	Y	GELC	CAWA-22-242254	INV	W	04/11/2022	N3B-2022-1057	15262380
	ug/L	1.00	WG	U	U	U_LAB	Y	GELC	CAWA-22-242423	INV	W	04/05/2022	N3B-2022-1059	15253360
	ug/L	1.00	WG	U	U	U_LAB	Y	GELC	CAWA-22-242425	QC	W	04/05/2022	N3B-2022-1059	15253576

Report Minimum Detectable Activity	Report Unit	Dilution Factor	Sample Type	Lab Qualifier	Validation Qualifier	Validation Reason Codes	Best Value	Lab ID	Field Sample ID	Sample Usage Code	Sample Matrix	Web Publish Date	COC #	Field Sample Result Record #
	ug/L	1.00	WS	U	U	U_LAB	Y	GELC	CAPA-22-243498	QC	W	04/12/2022	N3B-2022-1071	15263753
	ug/L	1.00	WS	U	U	U_LAB	Y	GELC	CAPA-22-243496	INV	W	04/12/2022	N3B-2022-1071	15263592
	ug/L	1.00	WG	U	U	U_LAB	Y	GELC	CAWA-22-242238	INV	W	04/11/2022	N3B-2022-1057	15262137
	ug/L	1.00	WG	U	U	U_LAB	Y	GELC	CAWA-22-242240	QC	W	04/11/2022	N3B-2022-1057	15262218
	ug/L	1.00	WS	U	U	U_LAB	Y	GELC	CAWA-22-242204	QC	W	04/15/2022	N3B-2022-1098	15265573
	ug/L	1.00	WS	U	U	U_LAB	Y	GELC	CAWA-22-242202	INV	W	04/15/2022	N3B-2022-1098	15265492
	ug/L	1.00	WG	U	U	U_LAB	Y	GELC	CAPA-22-243494	QC	W	04/12/2022	N3B-2022-1071	15263524
	ug/L	1.00	WG	U	U	U_LAB	Y	GELC	CAPA-22-243491	INV	W	04/12/2022	N3B-2022-1071	15263386
	ug/L	1.00	WG	U	U	U_LAB	Y	GELC	CAWA-22-242218	QC	W	04/06/2022	N3B-2022-1049	15255055
	ug/L	1.00	WG	U	U	U_LAB	Y	GELC	CAWA-22-243621	INV	W	04/06/2022	N3B-2022-1049	15255136
	ug/L	1.00	WG	U	U	U_LAB	Y	GELC	CAWA-22-242256	QC	W	04/11/2022	N3B-2022-1057	15262476
	ug/L	1.00	WG	U	U	U_LAB	Y	GELC	CAWA-22-242254	INV	W	04/11/2022	N3B-2022-1057	15262400
	ug/L	1.00	WG	U	U	U_LAB	Y	GELC	CAWA-22-242423	INV	W	04/05/2022	N3B-2022-1059	15253437
	ug/L	1.00	WG	U	U	U_LAB	Y	GELC	CAWA-22-242425	QC	W	04/05/2022	N3B-2022-1059	15253596
	ug/L	1.00	WS	U	U	U_LAB	Y	GELC	CAPA-22-243496	INV	W	04/12/2022	N3B-2022-1071	15263634
	ug/L	1.00	WS	U	U	U_LAB	Y	GELC	CAPA-22-243498	QC	W	04/12/2022	N3B-2022-1071	15263773
	ug/L	1.00	WG	U	U	U_LAB	Y	GELC	CAWA-22-242238	INV	W	04/11/2022	N3B-2022-1057	15262189
	ug/L	1.00	WG	U	U	U_LAB	Y	GELC	CAWA-22-242240	QC	W	04/11/2022	N3B-2022-1057	15262270
	ug/L	1.00	WS	U	U	U_LAB	Y	GELC	CAWA-22-242204	QC	W	04/15/2022	N3B-2022-1098	15265625
	ug/L	1.00	WS	U	U	U_LAB	Y	GELC	CAWA-22-242202	INV	W	04/15/2022	N3B-2022-1098	15265544
	ug/L	1.00	WG	U	U	U_LAB	Y	GELC	CAPA-22-243494	QC	W	04/12/2022	N3B-2022-1071	15263576
	ug/L	1.00	WG	U	U	U_LAB	Y	GELC	CAPA-22-243491	INV	W	04/12/2022	N3B-2022-1071	15263492
	ug/L	1.00	WG	U	U	U_LAB	Y	GELC	CAWA-22-242218	QC	W	04/06/2022	N3B-2022-1049	15255054
	ug/L	1.00	WG	U	U	U_LAB	Y	GELC	CAWA-22-243621	INV	W	04/06/2022	N3B-2022-1049	15255135
	ug/L	1.00	WG	U	U	U_LAB	Y	GELC	CAWA-22-242256	QC	W	04/11/2022	N3B-2022-1057	15262528
	ug/L	1.00	WG	U	U	U_LAB	Y	GELC	CAWA-22-242254	INV	W	04/11/2022	N3B-2022-1057	15262447
	ug/L	1.00	WG	U	U	U_LAB	Y	GELC	CAWA-22-242423	INV	W	04/05/2022	N3B-2022-1059	15253555
	ug/L	1.00	WG	U	U	U_LAB	Y	GELC	CAWA-22-242425	QC	W	04/05/2022	N3B-2022-1059	15253648
	ug/L	1.00	WS	U	U	U_LAB	Y	GELC	CAPA-22-243498	QC	W	04/12/2022	N3B-2022-1071	15263825
	ug/L	1.00	WS	U	U	U_LAB	Y	GELC	CAPA-22-243496	INV	W	04/12/2022	N3B-2022-1071	15263740
	ug/L	1.00	WG	U	U	U_LAB	Y	GELC	CAWA-22-242238	INV	W	04/11/2022	N3B-2022-1057	15262077
	ug/L	1.00	WS	U	U	U_LAB	Y	GELC	CAWA-22-242202	INV	W	04/15/2022	N3B-2022-1098	15265704
	ug/L	1.00	WG	U	U	U_LAB	Y	GELC	CAPA-22-243491	INV	W	04/12/2022	N3B-2022-1071	15263461
	ug/L	1.00	WG	U	U	U_LAB	Y	GELC	CAWA-22-243621	INV	W	04/06/2022	N3B-2022-1049	15254962
	ug/L	1.00	WG	U	U	U_LAB	Y	GELC	CAWA-22-242254	INV	W	04/11/2022	N3B-2022-1057	15262344
	ug/L	1.00	WG	U	U	U_LAB	Y	GELC	CAWA-22-242423	INV	W	04/05/2022	N3B-2022-1059	15253523
	ug/L	1.00	WS	U	U	U_LAB	Y	GELC	CAPA-22-243496	INV	W	04/12/2022	N3B-2022-1071	15263709
	ug/L	1.00	WG	U	U	U_LAB	Y	GELC	CAWA-22-242237	INV	W	04/11/2022	N3B-2022-1057	15261869
	ug/L	1.00	WS	U	U	U_LAB	Y	GELC	CAWA-22-242201	INV	W	04/15/2022	N3B-2022-1098	15265224
	ug/L	1.00	WS	U	U	U_LAB	Y	GELC	CAWA-22-242202	INV	W	04/15/2022	N3B-2022-1098	15265263
	ug/L	1.00	WG	U	U	U_LAB	Y	GELC	CAPA-22-243490	INV	W	04/12/2022	N3B-2022-1071	15262599
	ug/L	1.00	WG	U	U	U_LAB	Y	GELC	CAWA-22-242214	INV	W	04/06/2022	N3B-2022-1049	15254855
	ug/L	1.00	WG	U	U	U_LAB	Y	GELC	CAWA-22-242253	INV	W	04/11/2022	N3B-2022-1057	15261907
	ug/L	1.00	WG	U	U	U_LAB	Y	GELC	CAWA-22-242422	INV	W	04/05/2022	N3B-2022-1059	15253394

Report Minimum Detectable Activity	Report Unit	Dilution Factor	Sample Type	Lab Qualifier	Validation Qualifier	Validation Reason Codes	Best Value	Lab ID	Field Sample ID	Sample Usage Code	Sample Matrix	Web Publish Date	COC #	Field Sample Result Record #
	ug/L	1.00	WS	U	U	U_LAB	Y	GELC	CAPA-22-243495	INV	W	04/12/2022	N3B-2022-1071	15262630
	ug/L	1.00	WS	U	U	U_LAB	Y	GELC	CAPA-22-243496	INV	W	04/12/2022	N3B-2022-1071	15262660
	ug/L	1.00	WG	J	J	SV7b	Y	GELC	CAWA-22-242423	INV	W	04/05/2022	N3B-2022-1059	15253481
	ug/L	1.00	WG	J	J	J_LAB	Y	GELC	CAWA-22-242237	INV	W	04/11/2022	N3B-2022-1057	15261860
	ug/L	1.00	WG	J	J	J_LAB	Y	GELC	CAPA-22-243490	INV	W	04/12/2022	N3B-2022-1071	15262598
	ug/L	1.00	WG	J	J	J_LAB	Y	GELC	CAWA-22-242214	INV	W	04/06/2022	N3B-2022-1049	15254856
	ug/L	1.00	WG	J	J	J_LAB	Y	GELC	CAWA-22-242253	INV	W	04/11/2022	N3B-2022-1057	15261890
	ug/L	1.00	WG	J	J	J_LAB	Y	GELC	CAWA-22-242422	INV	W	04/05/2022	N3B-2022-1059	15253399
	ug/L	1.00	WS	J	J	J_LAB	Y	GELC	CAPA-22-243496	INV	W	04/12/2022	N3B-2022-1071	15262659
	ug/L	1.00	WS	J	J	J_LAB	Y	GELC	CAPA-22-243495	INV	W	04/12/2022	N3B-2022-1071	15262629
	mg/L	1.00	WG		NQ	NQ	Y	GELC	CAWA-22-242237	INV	W	04/11/2022	N3B-2022-1057	15261864
	ug/L	1.00	WG	U	U	U_LAB	Y	GELC	CAWA-22-242238	INV	W	04/11/2022	N3B-2022-1057	15262164
	ug/L	1.00	WG	U	U	U_LAB	Y	GELC	CAWA-22-242240	QC	W	04/11/2022	N3B-2022-1057	15262245
	ug/L	1.00	WS	U	U	U_LAB	Y	GELC	CAWA-22-242204	QC	W	04/15/2022	N3B-2022-1098	15265600
	ug/L	1.00	WS	U	U	U_LAB	Y	GELC	CAWA-22-242202	INV	W	04/15/2022	N3B-2022-1098	15265519
	ug/L	1.00	WG	U	U	U_LAB	Y	GELC	CAPA-22-243491	INV	W	04/12/2022	N3B-2022-1071	15263440
	ug/L	1.00	WG	U	U	U_LAB	Y	GELC	CAPA-22-243494	QC	W	04/12/2022	N3B-2022-1071	15263551
	ug/L	1.00	WG	U	U	U_LAB	Y	GELC	CAWA-22-242218	QC	W	04/06/2022	N3B-2022-1049	15255000
	ug/L	1.00	WG	U	U	U_LAB	Y	GELC	CAWA-22-243621	INV	W	04/06/2022	N3B-2022-1049	15255081
	ug/L	1.00	WG	U	U	U_LAB	Y	GELC	CAWA-22-242254	INV	W	04/11/2022	N3B-2022-1057	15262423
	ug/L	1.00	WG	U	U	U_LAB	Y	GELC	CAWA-22-242256	QC	W	04/11/2022	N3B-2022-1057	15262503
	ug/L	1.00	WG	U	U	U_LAB	Y	GELC	CAWA-22-242423	INV	W	04/05/2022	N3B-2022-1059	15253500
	ug/L	1.00	WG	U	U	U_LAB	Y	GELC	CAWA-22-242425	QC	W	04/05/2022	N3B-2022-1059	15253623
	ug/L	1.00	WS	U	U	U_LAB	Y	GELC	CAPA-22-243498	QC	W	04/12/2022	N3B-2022-1071	15263800
	ug/L	1.00	WS	U	U	U_LAB	Y	GELC	CAPA-22-243496	INV	W	04/12/2022	N3B-2022-1071	15263688
	ug/L	1.00	WG	U	U	U_LAB	Y	GELC	CAWA-22-242238	INV	W	04/11/2022	N3B-2022-1057	15262144
	ug/L	1.00	WG	U	U	U_LAB	Y	GELC	CAWA-22-242240	QC	W	04/11/2022	N3B-2022-1057	15262225
	ug/L	1.00	WS	U	U	U_LAB	Y	GELC	CAWA-22-242202	INV	W	04/15/2022	N3B-2022-1098	15265499
	ug/L	1.00	WS	U	U	U_LAB	Y	GELC	CAWA-22-242204	QC	W	04/15/2022	N3B-2022-1098	15265580
	ug/L	1.00	WG	U	U	U_LAB	Y	GELC	CAPA-22-243494	QC	W	04/12/2022	N3B-2022-1071	15263531
	ug/L	1.00	WG	U	U	U_LAB	Y	GELC	CAPA-22-243491	INV	W	04/12/2022	N3B-2022-1071	15263408
	ug/L	1.00	WG	U	U	U_LAB	Y	GELC	CAWA-22-242218	QC	W	04/06/2022	N3B-2022-1049	15255021
	ug/L	1.00	WG	U	U	U_LAB	Y	GELC	CAWA-22-243621	INV	W	04/06/2022	N3B-2022-1049	15255102
	ug/L	1.00	WG	U	U	U_LAB	Y	GELC	CAWA-22-242256	QC	W	04/11/2022	N3B-2022-1057	15262483
	ug/L	1.00	WG	U	U	U_LAB	Y	GELC	CAWA-22-242254	INV	W	04/11/2022	N3B-2022-1057	15262407
	ug/L	1.00	WG	U	U	U_LAB	Y	GELC	CAWA-22-242423	INV	W	04/05/2022	N3B-2022-1059	15253464
	ug/L	1.00	WG	U	U	U_LAB	Y	GELC	CAWA-22-242425	QC	W	04/05/2022	N3B-2022-1059	15253603
	ug/L	1.00	WS	U	U	U_LAB	Y	GELC	CAPA-22-243496	INV	W	04/12/2022	N3B-2022-1071	15263656
	ug/L	1.00	WS	U	U	U_LAB	Y	GELC	CAPA-22-243498	QC	W	04/12/2022	N3B-2022-1071	15263780
3.10	pCi/L	1.00	WG	U	U	R5u	Y	GELC	CAWA-22-242238	INV	W	04/11/2022	N3B-2022-1057	15261992
4.61	pCi/L	1.00	WS	U	U	R5u	Y	GELC	CAWA-22-242202	INV	W	04/15/2022	N3B-2022-1098	15265344
3.83	pCi/L	1.00	WG	U	U	R5u	Y	GELC	CAPA-22-243491	INV	W	04/12/2022	N3B-2022-1071	15262880
3.74	pCi/L	1.00	WG	U	U	R5u	Y	GELC	CAWA-22-243621	INV	W	04/06/2022	N3B-2022-1049	15254888
4.08	pCi/L	1.00	WG	U	U	R5u	Y	GELC	CAWA-22-242254	INV	W	04/11/2022	N3B-2022-1057	15261997

Report Minimum Detectable Activity	Report Unit	Dilution Factor	Sample Type	Lab Qualifier	Validation Qualifier	Validation Reason Codes	Best Value	Lab ID	Field Sample ID	Sample Usage Code	Sample Matrix	Web Publish Date	COC #	Field Sample Result Record #
4.32	pCi/L	1.00	WS	U	U	R5u	Y	GELC	CAPA-22-243496	INV	W	04/12/2022	N3B-2022-1071	15262897
	mg/L	1.00	WS		NQ	NQ	Y	GELC	CAWA-22-242201	INV	W	04/15/2022	N3B-2022-1098	15265219
	mg/L	1.00	WS		NQ	NQ	Y	GELC	CAWA-22-242202	INV	W	04/15/2022	N3B-2022-1098	15265248
	mg/L	1.00	WG		NQ	NQ	Y	GELC	CAPA-22-243490	INV	W	04/12/2022	N3B-2022-1071	15262600
	mg/L	1.00	WG		NQ	NQ	Y	GELC	CAWA-22-242214	INV	W	04/06/2022	N3B-2022-1049	15254854
	mg/L	1.00	WG		NQ	NQ	Y	GELC	CAWA-22-242253	INV	W	04/11/2022	N3B-2022-1057	15261893
	mg/L	1.00	WG		NQ	NQ	Y	GELC	CAWA-22-242422	INV	W	04/05/2022	N3B-2022-1059	15253395
	mg/L	1.00	WS		NQ	NQ	Y	GELC	CAPA-22-243496	INV	W	04/12/2022	N3B-2022-1071	15262661
	ug/L	1.00	WG	U	U	U_LAB	Y	GELC	CAWA-22-242238	INV	W	04/11/2022	N3B-2022-1057	15262135
	ug/L	1.00	WG	U	U	U_LAB	Y	GELC	CAWA-22-242240	QC	W	04/11/2022	N3B-2022-1057	15262216
	ug/L	1.00	WS	U	U	U_LAB	Y	GELC	CAWA-22-242204	QC	W	04/15/2022	N3B-2022-1098	15265571
	ug/L	1.00	WS	U	U	U_LAB	Y	GELC	CAWA-22-242202	INV	W	04/15/2022	N3B-2022-1098	15265490
	ug/L	1.00	WG	U	U	U_LAB	Y	GELC	CAPA-22-243494	QC	W	04/12/2022	N3B-2022-1071	15263522
	ug/L	1.00	WG	U	U	U_LAB	Y	GELC	CAPA-22-243491	INV	W	04/12/2022	N3B-2022-1071	15263381
	ug/L	1.00	WG	U	U	U_LAB	Y	GELC	CAWA-22-242218	QC	W	04/06/2022	N3B-2022-1049	15255010
	ug/L	1.00	WG	U	U	U_LAB	Y	GELC	CAWA-22-243621	INV	W	04/06/2022	N3B-2022-1049	15255091
	ug/L	1.00	WG	U	U	U_LAB	Y	GELC	CAWA-22-242256	QC	W	04/11/2022	N3B-2022-1057	15262474
	ug/L	1.00	WG	U	U	U_LAB	Y	GELC	CAWA-22-242254	INV	W	04/11/2022	N3B-2022-1057	15262398
	ug/L	1.00	WG	U	U	U_LAB	Y	GELC	CAWA-22-242423	INV	W	04/05/2022	N3B-2022-1059	15253432
	ug/L	1.00	WG	U	U	U_LAB	Y	GELC	CAWA-22-242425	QC	W	04/05/2022	N3B-2022-1059	15253594
	ug/L	1.00	WS	U	U	U_LAB	Y	GELC	CAPA-22-243496	INV	W	04/12/2022	N3B-2022-1071	15263629
	ug/L	1.00	WS	U	U	U_LAB	Y	GELC	CAPA-22-243498	QC	W	04/12/2022	N3B-2022-1071	15263771
	ug/L	1.00	WG	U	U	U_LAB	Y	GELC	CAWA-22-242238	INV	W	04/11/2022	N3B-2022-1057	15262122
	ug/L	1.00	WG	U	U	U_LAB	Y	GELC	CAWA-22-242240	QC	W	04/11/2022	N3B-2022-1057	15262203
	ug/L	1.00	WS	U	U	U_LAB	Y	GELC	CAWA-22-242204	QC	W	04/15/2022	N3B-2022-1098	15265558
	ug/L	1.00	WS	U	U	U_LAB	Y	GELC	CAWA-22-242202	INV	W	04/15/2022	N3B-2022-1098	15265477
	ug/L	1.00	WG	U	U	U_LAB	Y	GELC	CAPA-22-243491	INV	W	04/12/2022	N3B-2022-1071	15263352
	ug/L	1.00	WG	U	U	U_LAB	Y	GELC	CAPA-22-243494	QC	W	04/12/2022	N3B-2022-1071	15263509
	ug/L	1.00	WG	U	U	U_LAB	Y	GELC	CAWA-22-242218	QC	W	04/06/2022	N3B-2022-1049	15255003
	ug/L	1.00	WG	U	U	U_LAB	Y	GELC	CAWA-22-243621	INV	W	04/06/2022	N3B-2022-1049	15255084
	ug/L	1.00	WG	U	U	U_LAB	Y	GELC	CAWA-22-242254	INV	W	04/11/2022	N3B-2022-1057	15262385
	ug/L	1.00	WG	U	U	U_LAB	Y	GELC	CAWA-22-242256	QC	W	04/11/2022	N3B-2022-1057	15262461
	ug/L	1.00	WG	U	U	U_LAB	Y	GELC	CAWA-22-242423	INV	W	04/05/2022	N3B-2022-1059	15253368
	ug/L	1.00	WG	U	U	U_LAB	Y	GELC	CAWA-22-242425	QC	W	04/05/2022	N3B-2022-1059	15253581
	ug/L	1.00	WS	U	U	U_LAB	Y	GELC	CAPA-22-243498	QC	W	04/12/2022	N3B-2022-1071	15263758
	ug/L	1.00	WS	U	U	U_LAB	Y	GELC	CAPA-22-243496	INV	W	04/12/2022	N3B-2022-1071	15263600
	ug/L	1.00	WG	U	U	U_LAB	Y	GELC	CAWA-22-242238	INV	W	04/11/2022	N3B-2022-1057	15262062
	ug/L	1.00	WS	U	U	U_LAB	Y	GELC	CAWA-22-242202	INV	W	04/15/2022	N3B-2022-1098	15265694
	ug/L	1.00	WG	U	U	U_LAB	Y	GELC	CAPA-22-243491	INV	W	04/12/2022	N3B-2022-1071	15263412
	ug/L	1.00	WG	U	U	U_LAB	Y	GELC	CAWA-22-243621	INV	W	04/06/2022	N3B-2022-1049	15254931
	ug/L	1.00	WG	U	U	U_LAB	Y	GELC	CAWA-22-242254	INV	W	04/11/2022	N3B-2022-1057	15262328
	ug/L	1.00	WG	U	U	U_LAB	Y	GELC	CAWA-22-242423	INV	W	04/05/2022	N3B-2022-1059	15253468
	ug/L	1.00	WS	U	U	U_LAB	Y	GELC	CAPA-22-243496	INV	W	04/12/2022	N3B-2022-1071	15263660
	ug/L	1.00	WG	U	U	U_LAB	Y	GELC	CAWA-22-242238	INV	W	04/11/2022	N3B-2022-1057	15262030

Report Minimum Detectable Activity	Report Unit	Dilution Factor	Sample Type	Lab Qualifier	Validation Qualifier	Validation Reason Codes	Best Value	Lab ID	Field Sample ID	Sample Usage Code	Sample Matrix	Web Publish Date	COC #	Field Sample Result Record #
	ug/L	1.00	WS	U	U	U_LAB	Y	GELC	CAWA-22-242202	INV	W	04/15/2022	N3B-2022-1098	15265664
	ug/L	1.00	WG	U	U	U_LAB	Y	GELC	CAPA-22-243491	INV	W	04/12/2022	N3B-2022-1071	15263349
	ug/L	1.00	WG	U	U	U_LAB	Y	GELC	CAWA-22-243621	INV	W	04/06/2022	N3B-2022-1049	15254929
	ug/L	1.00	WG	U	U	U_LAB	Y	GELC	CAWA-22-242254	INV	W	04/11/2022	N3B-2022-1057	15262292
	ug/L	1.00	WG	U	U	U_LAB	Y	GELC	CAWA-22-242423	INV	W	04/05/2022	N3B-2022-1059	15253365
	ug/L	1.00	WS	U	U	U_LAB	Y	GELC	CAPA-22-243496	INV	W	04/12/2022	N3B-2022-1071	15263597
	ug/L	1.00	WG	U	U	U_LAB	Y	GELC	CAWA-22-242238	INV	W	04/11/2022	N3B-2022-1057	15262131
	ug/L	1.00	WG	U	U	U_LAB	Y	GELC	CAWA-22-242240	QC	W	04/11/2022	N3B-2022-1057	15262212
	ug/L	1.00	WS	U	U	U_LAB	Y	GELC	CAWA-22-242204	QC	W	04/15/2022	N3B-2022-1098	15265567
	ug/L	1.00	WS	U	U	U_LAB	Y	GELC	CAWA-22-242202	INV	W	04/15/2022	N3B-2022-1098	15265486
	ug/L	1.00	WG	U	U	U_LAB	Y	GELC	CAPA-22-243494	QC	W	04/12/2022	N3B-2022-1071	15263518
	ug/L	1.00	WG	U	U	U_LAB	Y	GELC	CAPA-22-243491	INV	W	04/12/2022	N3B-2022-1071	15263362
	ug/L	1.00	WG	U	U	U_LAB	Y	GELC	CAWA-22-242218	QC	W	04/06/2022	N3B-2022-1049	15255038
	ug/L	1.00	WG	U	U	U_LAB	Y	GELC	CAWA-22-243621	INV	W	04/06/2022	N3B-2022-1049	15255119
	ug/L	1.00	WG	U	U	U_LAB	Y	GELC	CAWA-22-242256	QC	W	04/11/2022	N3B-2022-1057	15262470
	ug/L	1.00	WG	U	U	U_LAB	Y	GELC	CAWA-22-242254	INV	W	04/11/2022	N3B-2022-1057	15262394
	ug/L	1.00	WG	U	U	U_LAB	Y	GELC	CAWA-22-242423	INV	W	04/05/2022	N3B-2022-1059	15253411
	ug/L	1.00	WG	U	U	U_LAB	Y	GELC	CAWA-22-242425	QC	W	04/05/2022	N3B-2022-1059	15253590
	ug/L	1.00	WS	U	U	U_LAB	Y	GELC	CAPA-22-243498	QC	W	04/12/2022	N3B-2022-1071	15263767
	ug/L	1.00	WS	U	U	U_LAB	Y	GELC	CAPA-22-243496	INV	W	04/12/2022	N3B-2022-1071	15263610
	ug/L	1.00	WG	U	U	U_LAB	Y	GELC	CAWA-22-242238	INV	W	04/11/2022	N3B-2022-1057	15262133
	ug/L	1.00	WG	U	U	U_LAB	Y	GELC	CAWA-22-242240	QC	W	04/11/2022	N3B-2022-1057	15262214
	ug/L	1.00	WS	U	U	U_LAB	Y	GELC	CAWA-22-242204	QC	W	04/15/2022	N3B-2022-1098	15265569
	ug/L	1.00	WS	U	U	U_LAB	Y	GELC	CAWA-22-242202	INV	W	04/15/2022	N3B-2022-1098	15265488
	ug/L	1.00	WG	U	U	U_LAB	Y	GELC	CAPA-22-243494	QC	W	04/12/2022	N3B-2022-1071	15263520
	ug/L	1.00	WG	U	U	U_LAB	Y	GELC	CAPA-22-243491	INV	W	04/12/2022	N3B-2022-1071	15263378
	ug/L	1.00	WG	U	U	U_LAB	Y	GELC	CAWA-22-242218	QC	W	04/06/2022	N3B-2022-1049	15255036
	ug/L	1.00	WG	U	U	U_LAB	Y	GELC	CAWA-22-243621	INV	W	04/06/2022	N3B-2022-1049	15255117
	ug/L	1.00	WG	U	U	U_LAB	Y	GELC	CAWA-22-242256	QC	W	04/11/2022	N3B-2022-1057	15262472
	ug/L	1.00	WG	U	U	U_LAB	Y	GELC	CAWA-22-242254	INV	W	04/11/2022	N3B-2022-1057	15262396
	ug/L	1.00	WG	U	U	U_LAB	Y	GELC	CAWA-22-242423	INV	W	04/05/2022	N3B-2022-1059	15253429
	ug/L	1.00	WG	U	U	U_LAB	Y	GELC	CAWA-22-242425	QC	W	04/05/2022	N3B-2022-1059	15253592
	ug/L	1.00	WS	U	U	U_LAB	Y	GELC	CAPA-22-243496	INV	W	04/12/2022	N3B-2022-1071	15263626
	ug/L	1.00	WS	U	U	U_LAB	Y	GELC	CAPA-22-243498	QC	W	04/12/2022	N3B-2022-1071	15263769
	ug/L	1.00	WG	U	U	U_LAB	Y	GELC	CAWA-22-242238	INV	W	04/11/2022	N3B-2022-1057	15262160
	ug/L	1.00	WG	U	U	U_LAB	Y	GELC	CAWA-22-242240	QC	W	04/11/2022	N3B-2022-1057	15262241
	ug/L	1.00	WS	U	U	U_LAB	Y	GELC	CAWA-22-242204	QC	W	04/15/2022	N3B-2022-1098	15265596
	ug/L	1.00	WS	U	U	U_LAB	Y	GELC	CAWA-22-242202	INV	W	04/15/2022	N3B-2022-1098	15265515
	ug/L	1.00	WG	U	U	U_LAB	Y	GELC	CAPA-22-243494	QC	W	04/12/2022	N3B-2022-1071	15263547
	ug/L	1.00	WG	U	U	U_LAB	Y	GELC	CAPA-22-243491	INV	W	04/12/2022	N3B-2022-1071	15263436
	ug/L	1.00	WG	U	U	U_LAB	Y	GELC	CAWA-22-242218	QC	W	04/06/2022	N3B-2022-1049	15254993
	ug/L	1.00	WG	U	U	U_LAB	Y	GELC	CAWA-22-243621	INV	W	04/06/2022	N3B-2022-1049	15255074
	ug/L	1.00	WG	U	U	U_LAB	Y	GELC	CAWA-22-242256	QC	W	04/11/2022	N3B-2022-1057	15262499
	ug/L	1.00	WG	U	U	U_LAB	Y	GELC	CAWA-22-242254	INV	W	04/11/2022	N3B-2022-1057	15262276

Report Minimum Detectable Activity	Report Unit	Dilution Factor	Sample Type	Lab Qualifier	Validation Qualifier	Validation Reason Codes	Best Value	Lab ID	Field Sample ID	Sample Usage Code	Sample Matrix	Web Publish Date	COC #	Field Sample Result Record #
	ug/L	1.00	WG	U	U	U_LAB	Y	GELC	CAWA-22-242423	INV	W	04/05/2022	N3B-2022-1059	15253496
	ug/L	1.00	WG	U	U	U_LAB	Y	GELC	CAWA-22-242425	QC	W	04/05/2022	N3B-2022-1059	15253619
	ug/L	1.00	WS	U	U	U_LAB	Y	GELC	CAPA-22-243496	INV	W	04/12/2022	N3B-2022-1071	15263684
	ug/L	1.00	WS	U	U	U_LAB	Y	GELC	CAPA-22-243498	QC	W	04/12/2022	N3B-2022-1071	15263796
	ug/L	1.00	WG	U	U	U_LAB	Y	GELC	CAWA-22-242238	INV	W	04/11/2022	N3B-2022-1057	15262151
	ug/L	1.00	WG	U	U	U_LAB	Y	GELC	CAWA-22-242240	QC	W	04/11/2022	N3B-2022-1057	15262232
	ug/L	1.00	WS	U	U	U_LAB	Y	GELC	CAWA-22-242204	QC	W	04/15/2022	N3B-2022-1098	15265587
	ug/L	1.00	WS	U	U	U_LAB	Y	GELC	CAWA-22-242202	INV	W	04/15/2022	N3B-2022-1098	15265506
	ug/L	1.00	WG	U	U	U_LAB	Y	GELC	CAPA-22-243494	QC	W	04/12/2022	N3B-2022-1071	15263538
	ug/L	1.00	WG	U	U	U_LAB	Y	GELC	CAPA-22-243491	INV	W	04/12/2022	N3B-2022-1071	15263425
	ug/L	1.00	WG	U	U	U_LAB	Y	GELC	CAWA-22-242218	QC	W	04/06/2022	N3B-2022-1049	15255018
	ug/L	1.00	WG	U	U	U_LAB	Y	GELC	CAWA-22-243621	INV	W	04/06/2022	N3B-2022-1049	15255099
	ug/L	1.00	WG	U	U	U_LAB	Y	GELC	CAWA-22-242256	QC	W	04/11/2022	N3B-2022-1057	15262490
	ug/L	1.00	WG	U	U	U_LAB	Y	GELC	CAWA-22-242254	INV	W	04/11/2022	N3B-2022-1057	15262414
	ug/L	1.00	WG	U	U	U_LAB	Y	GELC	CAWA-22-242423	INV	W	04/05/2022	N3B-2022-1059	15253485
	ug/L	1.00	WG	U	U	U_LAB	Y	GELC	CAWA-22-242425	QC	W	04/05/2022	N3B-2022-1059	15253610
	ug/L	1.00	WS	U	U	U_LAB	Y	GELC	CAPA-22-243496	INV	W	04/12/2022	N3B-2022-1071	15263673
	ug/L	1.00	WS	U	U	U_LAB	Y	GELC	CAPA-22-243498	QC	W	04/12/2022	N3B-2022-1071	15263787
	ug/L	1.00	WG	U	U	U_LAB	Y	GELC	CAWA-22-242238	INV	W	04/11/2022	N3B-2022-1057	15262156
	ug/L	1.00	WG	U	U	U_LAB	Y	GELC	CAWA-22-242240	QC	W	04/11/2022	N3B-2022-1057	15262237
	ug/L	1.00	WS	U	U	U_LAB	Y	GELC	CAWA-22-242204	QC	W	04/15/2022	N3B-2022-1098	15265592
	ug/L	1.00	WS	U	U	U_LAB	Y	GELC	CAWA-22-242202	INV	W	04/15/2022	N3B-2022-1098	15265511
	ug/L	1.00	WG	U	U	U_LAB	Y	GELC	CAPA-22-243494	QC	W	04/12/2022	N3B-2022-1071	15263543
	ug/L	1.00	WG	U	U	U_LAB	Y	GELC	CAPA-22-243491	INV	W	04/12/2022	N3B-2022-1071	15263432
	ug/L	1.00	WG	U	U	U_LAB	Y	GELC	CAWA-22-242218	QC	W	04/06/2022	N3B-2022-1049	15254990
	ug/L	1.00	WG	U	U	U_LAB	Y	GELC	CAWA-22-243621	INV	W	04/06/2022	N3B-2022-1049	15255071
	ug/L	1.00	WG	U	U	U_LAB	Y	GELC	CAWA-22-242256	QC	W	04/11/2022	N3B-2022-1057	15262495
	ug/L	1.00	WG	U	U	U_LAB	Y	GELC	CAWA-22-242254	INV	W	04/11/2022	N3B-2022-1057	15262275
	ug/L	1.00	WG	U	U	U_LAB	Y	GELC	CAWA-22-242423	INV	W	04/05/2022	N3B-2022-1059	15253492
	ug/L	1.00	WG	U	U	U_LAB	Y	GELC	CAWA-22-242425	QC	W	04/05/2022	N3B-2022-1059	15253615
	ug/L	1.00	WS	U	U	U_LAB	Y	GELC	CAPA-22-243496	INV	W	04/12/2022	N3B-2022-1071	15263680
	ug/L	1.00	WS	U	U	U_LAB	Y	GELC	CAPA-22-243498	QC	W	04/12/2022	N3B-2022-1071	15263792
	ug/L	1.00	WG	U	U	U_LAB	Y	GELC	CAWA-22-242238	INV	W	04/11/2022	N3B-2022-1057	15262087
	ug/L	1.00	WS	U	U	U_LAB	Y	GELC	CAWA-22-242202	INV	W	04/15/2022	N3B-2022-1098	15265714
	ug/L	1.00	WG	U	U	U_LAB	Y	GELC	CAPA-22-243491	INV	W	04/12/2022	N3B-2022-1071	15263475
	ug/L	1.00	WG	U	U	U_LAB	Y	GELC	CAWA-22-243621	INV	W	04/06/2022	N3B-2022-1049	15254937
	ug/L	1.00	WG	U	U	U_LAB	Y	GELC	CAWA-22-242254	INV	W	04/11/2022	N3B-2022-1057	15262355
	ug/L	1.00	WG	U	U	U_LAB	Y	GELC	CAWA-22-242423	INV	W	04/05/2022	N3B-2022-1059	15253538
	ug/L	1.00	WS	U	U	U_LAB	Y	GELC	CAPA-22-243496	INV	W	04/12/2022	N3B-2022-1071	15263723
	ug/L	1.00	WG	U	U	U_LAB	Y	GELC	CAWA-22-242238	INV	W	04/11/2022	N3B-2022-1057	15262094
	ug/L	1.00	WS	U	U	U_LAB	Y	GELC	CAWA-22-242202	INV	W	04/15/2022	N3B-2022-1098	15265393
	ug/L	1.00	WG	U	U	U_LAB	Y	GELC	CAPA-22-243491	INV	W	04/12/2022	N3B-2022-1071	15263485
	ug/L	1.00	WG	U	U	U_LAB	Y	GELC	CAWA-22-243621	INV	W	04/06/2022	N3B-2022-1049	15254911
	ug/L	1.00	WG	U	U	U_LAB	Y	GELC	CAWA-22-242254	INV	W	04/11/2022	N3B-2022-1057	15262362

Report Minimum Detectable Activity	Report Unit	Dilution Factor	Sample Type	Lab Qualifier	Validation Qualifier	Validation Reason Codes	Best Value	Lab ID	Field Sample ID	Sample Usage Code	Sample Matrix	Web Publish Date	COC #	Field Sample Result Record #
	ug/L	1.00	WG	U	U	U_LAB	Y	GELC	CAWA-22-242423	INV	W	04/05/2022	N3B-2022-1059	15253548
	ug/L	1.00	WS	U	U	U_LAB	Y	GELC	CAPA-22-243496	INV	W	04/12/2022	N3B-2022-1071	15263733
	ug/L	1.00	WG	U	U	U_LAB	Y	GELC	CAWA-22-242238	INV	W	04/11/2022	N3B-2022-1057	15262070
	ug/L	1.00	WS	U	U	U_LAB	Y	GELC	CAWA-22-242202	INV	W	04/15/2022	N3B-2022-1098	15265698
	ug/L	1.00	WG	U	U	U_LAB	Y	GELC	CAPA-22-243491	INV	W	04/12/2022	N3B-2022-1071	15263427
	ug/L	1.00	WG	U	U	U_LAB	Y	GELC	CAWA-22-243621	INV	W	04/06/2022	N3B-2022-1049	15254948
	ug/L	1.00	WG	U	U	U_LAB	Y	GELC	CAWA-22-242254	INV	W	04/11/2022	N3B-2022-1057	15262337
	ug/L	1.00	WG	U	U	U_LAB	Y	GELC	CAWA-22-242423	INV	W	04/05/2022	N3B-2022-1059	15253487
	ug/L	1.00	WS	U	U	U_LAB	Y	GELC	CAPA-22-243496	INV	W	04/12/2022	N3B-2022-1071	15263675
	ug/L	1.00	WG	U	U	U_LAB	Y	GELC	CAWA-22-242238	INV	W	04/11/2022	N3B-2022-1057	15262183
	ug/L	1.00	WG	U	U	U_LAB	Y	GELC	CAWA-22-242240	QC	W	04/11/2022	N3B-2022-1057	15262264
	ug/L	1.00	WS	U	U	U_LAB	Y	GELC	CAWA-22-242204	QC	W	04/15/2022	N3B-2022-1098	15265619
	ug/L	1.00	WS	U	U	U_LAB	Y	GELC	CAWA-22-242202	INV	W	04/15/2022	N3B-2022-1098	15265538
	ug/L	1.00	WG	U	U	U_LAB	Y	GELC	CAPA-22-243491	INV	W	04/12/2022	N3B-2022-1071	15263482
	ug/L	1.00	WG	U	U	U_LAB	Y	GELC	CAPA-22-243494	QC	W	04/12/2022	N3B-2022-1071	15263570
	ug/L	1.00	WG	U	U	U_LAB	Y	GELC	CAWA-22-242218	QC	W	04/06/2022	N3B-2022-1049	15255050
	ug/L	1.00	WG	U	U	U_LAB	Y	GELC	CAWA-22-243621	INV	W	04/06/2022	N3B-2022-1049	15255131
	ug/L	1.00	WG	U	U	U_LAB	Y	GELC	CAWA-22-242254	INV	W	04/11/2022	N3B-2022-1057	15262441
	ug/L	1.00	WG	U	U	U_LAB	Y	GELC	CAWA-22-242256	QC	W	04/11/2022	N3B-2022-1057	15262522
	ug/L	1.00	WG	U	U	U_LAB	Y	GELC	CAWA-22-242423	INV	W	04/05/2022	N3B-2022-1059	15253545
	ug/L	1.00	WG	U	U	U_LAB	Y	GELC	CAWA-22-242425	QC	W	04/05/2022	N3B-2022-1059	15253642
	ug/L	1.00	WS	U	U	U_LAB	Y	GELC	CAPA-22-243498	QC	W	04/12/2022	N3B-2022-1071	15263819
	ug/L	1.00	WS	U	U	U_LAB	Y	GELC	CAPA-22-243496	INV	W	04/12/2022	N3B-2022-1071	15263730
	ug/L	1.00	WG	U	U	U_LAB	Y	GELC	CAWA-22-242238	INV	W	04/11/2022	N3B-2022-1057	15262118
	ug/L	1.00	WG	U	U	U_LAB	Y	GELC	CAWA-22-242240	QC	W	04/11/2022	N3B-2022-1057	15262199
	ug/L	1.00	WS	U	U	U_LAB	Y	GELC	CAWA-22-242204	QC	W	04/15/2022	N3B-2022-1098	15265554
	ug/L	1.00	WS	U	U	U_LAB	Y	GELC	CAWA-22-242202	INV	W	04/15/2022	N3B-2022-1098	15265473
	ug/L	1.00	WG	U	U	U_LAB	Y	GELC	CAPA-22-243491	INV	W	04/12/2022	N3B-2022-1071	15263346
	ug/L	1.00	WG	U	U	U_LAB	Y	GELC	CAPA-22-243494	QC	W	04/12/2022	N3B-2022-1071	15263505
	ug/L	1.00	WG	U	U	U_LAB	Y	GELC	CAWA-22-242218	QC	W	04/06/2022	N3B-2022-1049	15255053
	ug/L	1.00	WG	U	U	U_LAB	Y	GELC	CAWA-22-243621	INV	W	04/06/2022	N3B-2022-1049	15255134
	ug/L	1.00	WG	U	U	U_LAB	Y	GELC	CAWA-22-242256	QC	W	04/11/2022	N3B-2022-1057	15262457
	ug/L	1.00	WG	U	U	U_LAB	Y	GELC	CAWA-22-242254	INV	W	04/11/2022	N3B-2022-1057	15262381
	ug/L	1.00	WG	U	U	U_LAB	Y	GELC	CAWA-22-242423	INV	W	04/05/2022	N3B-2022-1059	15253362
	ug/L	1.00	WG	U	U	U_LAB	Y	GELC	CAWA-22-242425	QC	W	04/05/2022	N3B-2022-1059	15253577
	ug/L	1.00	WS	U	U	U_LAB	Y	GELC	CAPA-22-243498	QC	W	04/12/2022	N3B-2022-1071	15263754
	ug/L	1.00	WS	U	U	U_LAB	Y	GELC	CAPA-22-243496	INV	W	04/12/2022	N3B-2022-1071	15263594
	ug/L	1.00	WG	U	U	U_LAB	Y	GELC	CAWA-22-242237	INV	W	04/11/2022	N3B-2022-1057	15261870
	ug/L	1.00	WS	U	U	U_LAB	Y	GELC	CAWA-22-242201	INV	W	04/15/2022	N3B-2022-1098	15265225
	ug/L	1.00	WS	U	U	U_LAB	Y	GELC	CAWA-22-242202	INV	W	04/15/2022	N3B-2022-1098	15265264
	ug/L	1.00	WG	U	U	U_LAB	Y	GELC	CAPA-22-243490	INV	W	04/12/2022	N3B-2022-1071	15262601
	ug/L	1.00	WG	U	U	U_LAB	Y	GELC	CAWA-22-242214	INV	W	04/06/2022	N3B-2022-1049	15254853
	ug/L	1.00	WG	U	U	U_LAB	Y	GELC	CAWA-22-242253	INV	W	04/11/2022	N3B-2022-1057	15261908
	ug/L	1.00	WG	U	U	U_LAB	Y	GELC	CAWA-22-242422	INV	W	04/05/2022	N3B-2022-1059	15253390

Report Minimum Detectable Activity	Report Unit	Dilution Factor	Sample Type	Lab Qualifier	Validation Qualifier	Validation Reason Codes	Best Value	Lab ID	Field Sample ID	Sample Usage Code	Sample Matrix	Web Publish Date	COC #	Field Sample Result Record #
	ug/L	1.00	WS	U	U	U_LAB	Y	GELC	CAPA-22-243495	INV	W	04/12/2022	N3B-2022-1071	15262632
	ug/L	1.00	WS	U	U	U_LAB	Y	GELC	CAPA-22-243496	INV	W	04/12/2022	N3B-2022-1071	15262662
	ug/L	1.00	WG	U	U	U_LAB	Y	GELC	CAWA-22-242238	INV	W	04/11/2022	N3B-2022-1057	15262053
	ug/L	1.00	WS	U	U	U_LAB	Y	GELC	CAWA-22-242202	INV	W	04/15/2022	N3B-2022-1098	15265686
	ug/L	1.00	WG	U	U	U_LAB	Y	GELC	CAPA-22-243491	INV	W	04/12/2022	N3B-2022-1071	15263399
	ug/L	1.00	WG	U	U	U_LAB	Y	GELC	CAWA-22-243621	INV	W	04/06/2022	N3B-2022-1049	15254965
	ug/L	1.00	WG	U	U	U_LAB	Y	GELC	CAWA-22-242254	INV	W	04/11/2022	N3B-2022-1057	15262319
	ug/L	1.00	WG	U	U	U_LAB	Y	GELC	CAWA-22-242423	INV	W	04/05/2022	N3B-2022-1059	15253451
	ug/L	1.00	WS	U	U	U_LAB	Y	GELC	CAPA-22-243496	INV	W	04/12/2022	N3B-2022-1071	15263647
	ug/L	1.00	WG	U	U	U_LAB	Y	GELC	CAWA-22-242237	INV	W	04/11/2022	N3B-2022-1057	15261865
	ug/L	1.00	WS	U	U	U_LAB	Y	GELC	CAWA-22-242201	INV	W	04/15/2022	N3B-2022-1098	15265220
	ug/L	1.00	WS	U	U	U_LAB	Y	GELC	CAWA-22-242202	INV	W	04/15/2022	N3B-2022-1098	15265249
	ug/L	1.00	WG	U	U	U_LAB	Y	GELC	CAPA-22-243490	INV	W	04/12/2022	N3B-2022-1071	15262602
	ug/L	1.00	WG	U	U	U_LAB	Y	GELC	CAWA-22-242214	INV	W	04/06/2022	N3B-2022-1049	15254852
	ug/L	1.00	WG	U	U	U_LAB	Y	GELC	CAWA-22-242253	INV	W	04/11/2022	N3B-2022-1057	15261894
	mg/L	1.00	WS		NQ	NQ	Y	GELC	CAPA-22-243495	INV	W	04/12/2022	N3B-2022-1071	15262631
	ug/L	1.00	WG	U	U	U_LAB	Y	GELC	CAWA-22-242422	INV	W	04/05/2022	N3B-2022-1059	15253391
	ug/L	1.00	WS	U	U	U_LAB	Y	GELC	CAPA-22-243496	INV	W	04/12/2022	N3B-2022-1071	15262663
	ug/L	1.00	WS	U	U	U_LAB	Y	GELC	CAPA-22-243495	INV	W	04/12/2022	N3B-2022-1071	15262633
3.88	pCi/L	1.00	WG	U	U	R5u	Y	GELC	CAWA-22-242238	INV	W	04/11/2022	N3B-2022-1057	15261991
4.68	pCi/L	1.00	WS	U	U	R5u	Y	GELC	CAWA-22-242202	INV	W	04/15/2022	N3B-2022-1098	15265343
3.98	pCi/L	1.00	WG	U	U	R5u	Y	GELC	CAPA-22-243491	INV	W	04/12/2022	N3B-2022-1071	15262881
3.57	pCi/L	1.00	WG	U	U	R5u	Y	GELC	CAWA-22-243621	INV	W	04/06/2022	N3B-2022-1049	15254893
3.80	pCi/L	1.00	WG	U	U	R5u	Y	GELC	CAWA-22-242254	INV	W	04/11/2022	N3B-2022-1057	15261996
3.75	pCi/L	1.00	WS	U	U	R5u	Y	GELC	CAPA-22-243496	INV	W	04/12/2022	N3B-2022-1071	15262898
	ug/L	1.00	WG	U	U	U_LAB	Y	GELC	CAWA-22-242237	INV	W	04/11/2022	N3B-2022-1057	15261866
	ug/L	1.00	WS	U	U	U_LAB	Y	GELC	CAWA-22-242201	INV	W	04/15/2022	N3B-2022-1098	15265221
	ug/L	1.00	WS	U	U	U_LAB	Y	GELC	CAWA-22-242202	INV	W	04/15/2022	N3B-2022-1098	15265250
	ug/L	1.00	WG	U	U	U_LAB	Y	GELC	CAPA-22-243490	INV	W	04/12/2022	N3B-2022-1071	15262603
	ug/L	1.00	WG	U	U	U_LAB	Y	GELC	CAWA-22-242214	INV	W	04/06/2022	N3B-2022-1049	15254851
	ug/L	1.00	WG	U	U	U_LAB	Y	GELC	CAWA-22-242253	INV	W	04/11/2022	N3B-2022-1057	15261895
	ug/L	1.00	WG	U	U	U_LAB	Y	GELC	CAWA-22-242422	INV	W	04/05/2022	N3B-2022-1059	15253389
	ug/L	1.00	WS	U	U	U_LAB	Y	GELC	CAPA-22-243496	INV	W	04/12/2022	N3B-2022-1071	15262664
	ug/L	1.00	WS	U	U	U_LAB	Y	GELC	CAPA-22-243495	INV	W	04/12/2022	N3B-2022-1071	15262634
	mg/L	1.00	WG	U	U	U_LAB	Y	GELC	CAWA-22-242238	INV	W	04/11/2022	N3B-2022-1057	15261938
	mg/L	1.00	WS	U	U	U_LAB	Y	GELC	CAWA-22-242202	INV	W	04/15/2022	N3B-2022-1098	15265293
	mg/L	1.00	WG	U	U	U_LAB	Y	GELC	CAPA-22-243491	INV	W	04/12/2022	N3B-2022-1071	15262727
	mg/L	1.00	WG	U	U	U_LAB	Y	GELC	CAWA-22-243621	INV	W	04/06/2022	N3B-2022-1049	15254807
	mg/L	1.00	WG	U	U	U_LAB	Y	GELC	CAWA-22-242254	INV	W	04/11/2022	N3B-2022-1057	15261939
	mg/L	1.00	WS	U	U	U_LAB	Y	GELC	CAPA-22-243496	INV	W	04/12/2022	N3B-2022-1071	15262742
	ug/L	1.00	WG	U	U	U_LAB	Y	GELC	CAWA-22-242238	INV	W	04/11/2022	N3B-2022-1057	15262056
	ug/L	1.00	WS	U	U	U_LAB	Y	GELC	CAWA-22-242202	INV	W	04/15/2022	N3B-2022-1098	15265689
	ug/L	1.00	WG	U	U	U_LAB	Y	GELC	CAPA-22-243491	INV	W	04/12/2022	N3B-2022-1071	15263402
	ug/L	1.00	WG	U	U	U_LAB	Y	GELC	CAWA-22-243621	INV	W	04/06/2022	N3B-2022-1049	15254972

Report Minimum Detectable Activity	Report Unit	Dilution Factor	Sample Type	Lab Qualifier	Validation Qualifier	Validation Reason Codes	Best Value	Lab ID	Field Sample ID	Sample Usage Code	Sample Matrix	Web Publish Date	COC #	Field Sample Result Record #
	ug/L	1.00	WG	U	U	U_LAB	Y	GELC	CAWA-22-242254	INV	W	04/11/2022	N3B-2022-1057	15262322
	ug/L	1.00	WG	U	U	U_LAB	Y	GELC	CAWA-22-242423	INV	W	04/05/2022	N3B-2022-1059	15253458
	ug/L	1.00	WS	U	U	U_LAB	Y	GELC	CAPA-22-243496	INV	W	04/12/2022	N3B-2022-1071	15263650
	ug/L	1.00	WG	U	U	U_LAB	Y	GELC	CAWA-22-242238	INV	W	04/11/2022	N3B-2022-1057	15262045
	ug/L	1.00	WS	U	U	U_LAB	Y	GELC	CAWA-22-242202	INV	W	04/15/2022	N3B-2022-1098	15265677
	ug/L	1.00	WG	U	U	U_LAB	Y	GELC	CAPA-22-243491	INV	W	04/12/2022	N3B-2022-1071	15263385
	ug/L	1.00	WG	U	U	U_LAB	Y	GELC	CAWA-22-243621	INV	W	04/06/2022	N3B-2022-1049	15254944
	ug/L	1.00	WG	U	U	U_LAB	Y	GELC	CAWA-22-242254	INV	W	04/11/2022	N3B-2022-1057	15262310
	ug/L	1.00	WG	U	U	U_LAB	Y	GELC	CAWA-22-242423	INV	W	04/05/2022	N3B-2022-1059	15253436
	ug/L	1.00	WS	U	U	U_LAB	Y	GELC	CAPA-22-243496	INV	W	04/12/2022	N3B-2022-1071	15263633
	ug/L	1.00	WG	U	U	U_LAB	Y	GELC	CAWA-22-242238	INV	W	04/11/2022	N3B-2022-1057	15262186
	ug/L	1.00	WG	U	U	U_LAB	Y	GELC	CAWA-22-242240	QC	W	04/11/2022	N3B-2022-1057	15262267
	ug/L	1.00	WS	U	U	U_LAB	Y	GELC	CAWA-22-242204	QC	W	04/15/2022	N3B-2022-1098	15265622
	ug/L	1.00	WS	U	U	U_LAB	Y	GELC	CAWA-22-242202	INV	W	04/15/2022	N3B-2022-1098	15265541
	ug/L	1.00	WG	U	U	U_LAB	Y	GELC	CAPA-22-243491	INV	W	04/12/2022	N3B-2022-1071	15263489
	ug/L	1.00	WG	U	U	U_LAB	Y	GELC	CAPA-22-243494	QC	W	04/12/2022	N3B-2022-1071	15263573
	ug/L	1.00	WG	U	U	U_LAB	Y	GELC	CAWA-22-242218	QC	W	04/06/2022	N3B-2022-1049	15255058
	ug/L	1.00	WG	U	U	U_LAB	Y	GELC	CAWA-22-243621	INV	W	04/06/2022	N3B-2022-1049	15255139
	ug/L	1.00	WG	U	U	U_LAB	Y	GELC	CAWA-22-242256	QC	W	04/11/2022	N3B-2022-1057	15262525
	ug/L	1.00	WG	U	U	U_LAB	Y	GELC	CAWA-22-242254	INV	W	04/11/2022	N3B-2022-1057	15262444
	ug/L	1.00	WG	U	U	U_LAB	Y	GELC	CAWA-22-242423	INV	W	04/05/2022	N3B-2022-1059	15253552
	ug/L	1.00	WG	U	U	U_LAB	Y	GELC	CAWA-22-242425	QC	W	04/05/2022	N3B-2022-1059	15253645
	ug/L	1.00	WS	U	U	U_LAB	Y	GELC	CAPA-22-243498	QC	W	04/12/2022	N3B-2022-1071	15263822
	ug/L	1.00	WS	U	U	U_LAB	Y	GELC	CAPA-22-243496	INV	W	04/12/2022	N3B-2022-1071	15263737
	ug/L	1.00	WG	U	U	U_LAB	Y	GELC	CAWA-22-242238	INV	W	04/11/2022	N3B-2022-1057	15262120
	ug/L	1.00	WG	U	U	U_LAB	Y	GELC	CAWA-22-242240	QC	W	04/11/2022	N3B-2022-1057	15262201
	ug/L	1.00	WS	U	U	U_LAB	Y	GELC	CAWA-22-242204	QC	W	04/15/2022	N3B-2022-1098	15265556
	ug/L	1.00	WS	U	U	U_LAB	Y	GELC	CAWA-22-242202	INV	W	04/15/2022	N3B-2022-1098	15265475
	ug/L	1.00	WG	U	U	U_LAB	Y	GELC	CAPA-22-243491	INV	W	04/12/2022	N3B-2022-1071	15263350
	ug/L	1.00	WG	U	U	U_LAB	Y	GELC	CAPA-22-243494	QC	W	04/12/2022	N3B-2022-1071	15263507
	ug/L	1.00	WG	U	U	U_LAB	Y	GELC	CAWA-22-242218	QC	W	04/06/2022	N3B-2022-1049	15255037
	ug/L	1.00	WG	U	U	U_LAB	Y	GELC	CAWA-22-243621	INV	W	04/06/2022	N3B-2022-1049	15255118
	ug/L	1.00	WG	U	U	U_LAB	Y	GELC	CAWA-22-242254	INV	W	04/11/2022	N3B-2022-1057	15262383
	ug/L	1.00	WG	U	U	U_LAB	Y	GELC	CAWA-22-242256	QC	W	04/11/2022	N3B-2022-1057	15262459
	ug/L	1.00	WG	U	U	U_LAB	Y	GELC	CAWA-22-242423	INV	W	04/05/2022	N3B-2022-1059	15253366
	ug/L	1.00	WG	U	U	U_LAB	Y	GELC	CAWA-22-242425	QC	W	04/05/2022	N3B-2022-1059	15253579
	ug/L	1.00	WS	U	U	U_LAB	Y	GELC	CAPA-22-243498	QC	W	04/12/2022	N3B-2022-1071	15263756
	ug/L	1.00	WS	U	U	U_LAB	Y	GELC	CAPA-22-243496	INV	W	04/12/2022	N3B-2022-1071	15263598
	ug/L	1.00	WG	U	U	U_LAB	Y	GELC	CAWA-22-242238	INV	W	04/11/2022	N3B-2022-1057	15262158
	ug/L	1.00	WG	U	U	U_LAB	Y	GELC	CAWA-22-242240	QC	W	04/11/2022	N3B-2022-1057	15262239
	ug/L	1.00	WS	U	U	U_LAB	Y	GELC	CAWA-22-242204	QC	W	04/15/2022	N3B-2022-1098	15265594
	ug/L	1.00	WS	U	U	U_LAB	Y	GELC	CAWA-22-242202	INV	W	04/15/2022	N3B-2022-1098	15265513
	ug/L	1.00	WG	U	U	U_LAB	Y	GELC	CAPA-22-243494	QC	W	04/12/2022	N3B-2022-1071	15263545
	ug/L	1.00	WG	U	U	U_LAB	Y	GELC	CAPA-22-243491	INV	W	04/12/2022	N3B-2022-1071	15263434

Report Minimum Detectable Activity	Report Unit	Dilution Factor	Sample Type	Lab Qualifier	Validation Qualifier	Validation Reason Codes	Best Value	Lab ID	Field Sample ID	Sample Usage Code	Sample Matrix	Web Publish Date	COC #	Field Sample Result Record #
	ug/L	1.00	WG	U	U	U_LAB	Y	GELC	CAWA-22-242218	QC	W	04/06/2022	N3B-2022-1049	15255026
	ug/L	1.00	WG	U	U	U_LAB	Y	GELC	CAWA-22-243621	INV	W	04/06/2022	N3B-2022-1049	15255107
	ug/L	1.00	WG	U	U	U_LAB	Y	GELC	CAWA-22-242256	QC	W	04/11/2022	N3B-2022-1057	15262497
	ug/L	1.00	WG	U	U	U_LAB	Y	GELC	CAWA-22-242254	INV	W	04/11/2022	N3B-2022-1057	15262419
	ug/L	1.00	WG	U	U	U_LAB	Y	GELC	CAWA-22-242423	INV	W	04/05/2022	N3B-2022-1059	15253494
	ug/L	1.00	WG	U	U	U_LAB	Y	GELC	CAWA-22-242425	QC	W	04/05/2022	N3B-2022-1059	15253617
	ug/L	1.00	WS	U	U	U_LAB	Y	GELC	CAPA-22-243496	INV	W	04/12/2022	N3B-2022-1071	15263682
	ug/L	1.00	WS	U	U	U_LAB	Y	GELC	CAPA-22-243498	QC	W	04/12/2022	N3B-2022-1071	15263794
	ug/L	1.00	WG	U	U	U_LAB	Y	GELC	CAWA-22-242238	INV	W	04/11/2022	N3B-2022-1057	15262184
	ug/L	1.00	WG	U	U	U_LAB	Y	GELC	CAWA-22-242240	QC	W	04/11/2022	N3B-2022-1057	15262265
	ug/L	1.00	WG	U	U	U_LAB	N	GELC	CAWA-22-242238	INV	W	04/11/2022	N3B-2022-1057	15262093
	ug/L	1.00	WS	U	U	U_LAB	Y	GELC	CAWA-22-242204	QC	W	04/15/2022	N3B-2022-1098	15265620
	ug/L	1.00	WS	U	U	U_LAB	Y	GELC	CAWA-22-242202	INV	W	04/15/2022	N3B-2022-1098	15265539
	ug/L	1.00	WS	U	U	U_LAB	N	GELC	CAWA-22-242202	INV	W	04/15/2022	N3B-2022-1098	15265392
	ug/L	1.00	WG	U	U	U_LAB	Y	GELC	CAPA-22-243491	INV	W	04/12/2022	N3B-2022-1071	15263483
	ug/L	1.00	WG	U	U	U_LAB	Y	GELC	CAPA-22-243494	QC	W	04/12/2022	N3B-2022-1071	15263571
	ug/L	1.00	WG	U	U	U_LAB	N	GELC	CAPA-22-243491	INV	W	04/12/2022	N3B-2022-1071	15263484
	ug/L	1.00	WG	U	U	U_LAB	Y	GELC	CAWA-22-242218	QC	W	04/06/2022	N3B-2022-1049	15255063
	ug/L	1.00	WG	U	U	U_LAB	Y	GELC	CAWA-22-243621	INV	W	04/06/2022	N3B-2022-1049	15255144
	ug/L	1.00	WG	U	U	U_LAB	N	GELC	CAWA-22-243621	INV	W	04/06/2022	N3B-2022-1049	15254915
	ug/L	1.00	WG	U	U	U_LAB	Y	GELC	CAWA-22-242254	INV	W	04/11/2022	N3B-2022-1057	15262442
	ug/L	1.00	WG	U	U	U_LAB	N	GELC	CAWA-22-243621	INV	W	04/06/2022	N3B-2022-1049	15254915
	ug/L	1.00	WG	U	U	U_LAB	Y	GELC	CAWA-22-242254	INV	W	04/11/2022	N3B-2022-1057	15262442
	ug/L	1.00	WG	U	U	U_LAB	Y	GELC	CAWA-22-242256	QC	W	04/11/2022	N3B-2022-1057	15262523
	ug/L	1.00	WG	U	U	U_LAB	N	GELC	CAWA-22-242254	INV	W	04/11/2022	N3B-2022-1057	15262361
	ug/L	1.00	WG	U	U	U_LAB	Y	GELC	CAWA-22-242423	INV	W	04/05/2022	N3B-2022-1059	15253546
	ug/L	1.00	WG	U	U	U_LAB	Y	GELC	CAWA-22-242425	QC	W	04/05/2022	N3B-2022-1059	15253643
	ug/L	1.00	WG	U	U	U_LAB	N	GELC	CAWA-22-242423	INV	W	04/05/2022	N3B-2022-1059	15253547
	ug/L	1.00	WS	U	U	U_LAB	Y	GELC	CAPA-22-243498	QC	W	04/12/2022	N3B-2022-1071	15263820
	ug/L	1.00	WS	U	U	U_LAB	Y	GELC	CAPA-22-243496	INV	W	04/12/2022	N3B-2022-1071	15263731
	ug/L	1.00	WS	U	U	U_LAB	N	GELC	CAPA-22-243496	INV	W	04/12/2022	N3B-2022-1071	15263732
	ug/L	1.00	WG	U	U	U_LAB	Y	GELC	CAWA-22-242238	INV	W	04/11/2022	N3B-2022-1057	15262143
	ug/L	1.00	WG	U	U	U_LAB	Y	GELC	CAWA-22-242240	QC	W	04/11/2022	N3B-2022-1057	15262224
	ug/L	1.00	WG	U	U	U_LAB	N	GELC	CAWA-22-242238	INV	W	04/11/2022	N3B-2022-1057	15262058
	ug/L	1.00	WS	U	U	U_LAB	Y	GELC	CAWA-22-242202	INV	W	04/15/2022	N3B-2022-1098	15265498
	ug/L	1.00	WS	U	U	U_LAB	Y	GELC	CAWA-22-242204	QC	W	04/15/2022	N3B-2022-1098	15265579
	ug/L	1.00	WS	U	U	U_LAB	N	GELC	CAWA-22-242202	INV	W	04/15/2022	N3B-2022-1098	15265383
	ug/L	1.00	WG	U	U	U_LAB	Y	GELC	CAPA-22-243494	QC	W	04/12/2022	N3B-2022-1071	15263530
	ug/L	1.00	WG	U	U	U_LAB	Y	GELC	CAPA-22-243491	INV	W	04/12/2022	N3B-2022-1071	15263405
	ug/L	1.00	WG	U	U	U_LAB	N	GELC	CAPA-22-243491	INV	W	04/12/2022	N3B-2022-1071	15263406
	ug/L	1.00	WG	U	U	U_LAB	Y	GELC	CAWA-22-242218	QC	W	04/06/2022	N3B-2022-1049	15255061
	ug/L	1.00	WG	U	U	U_LAB	Y	GELC	CAWA-22-243621	INV	W	04/06/2022	N3B-2022-1049	15255142
	ug/L	1.00	WG	U	U	U_LAB	N	GELC	CAWA-22-243621	INV	W	04/06/2022	N3B-2022-1049	15254912
	ug/L	1.00	WG	U	U	U_LAB	Y	GELC	CAWA-22-242256	QC	W	04/11/2022	N3B-2022-1057	15262482
	ug/L	1.00	WG	U	U	U_LAB	Y	GELC	CAWA-22-242254	INV	W	04/11/2022	N3B-2022-1057	15262406
	ug/L	1.00	WG	U	U	U_LAB	N	GELC	CAWA-22-242254	INV	W	04/11/2022	N3B-2022-1057	15262324

Report Minimum Detectable Activity	Report Unit	Dilution Factor	Sample Type	Lab Qualifier	Validation Qualifier	Validation Reason Codes	Best Value	Lab ID	Field Sample ID	Sample Usage Code	Sample Matrix	Web Publish Date	COC #	Field Sample Result Record #
	ug/L	1.00	WG	U	U	U_LAB	Y	GELC	CAWA-22-242423	INV	W	04/05/2022	N3B-2022-1059	15253461
	ug/L	1.00	WG	U	U	U_LAB	Y	GELC	CAWA-22-242425	QC	W	04/05/2022	N3B-2022-1059	15253602
	ug/L	1.00	WG	U	U	U_LAB	N	GELC	CAWA-22-242423	INV	W	04/05/2022	N3B-2022-1059	15253462
	ug/L	1.00	WS	U	U	U_LAB	Y	GELC	CAPA-22-243496	INV	W	04/12/2022	N3B-2022-1071	15263653
	ug/L	1.00	WS	U	U	U_LAB	Y	GELC	CAPA-22-243498	QC	W	04/12/2022	N3B-2022-1071	15263779
	ug/L	1.00	WS	U	U	U_LAB	N	GELC	CAPA-22-243496	INV	W	04/12/2022	N3B-2022-1071	15263654
	ug/L	1.00	WG	U	U	U_LAB	Y	GELC	CAWA-22-242238	INV	W	04/11/2022	N3B-2022-1057	15262119
	ug/L	1.00	WG	U	U	U_LAB	Y	GELC	CAWA-22-242240	QC	W	04/11/2022	N3B-2022-1057	15262200
	ug/L	1.00	WG	U	U	U_LAB	N	GELC	CAWA-22-242238	INV	W	04/11/2022	N3B-2022-1057	15262029
	ug/L	1.00	WS	U	U	U_LAB	Y	GELC	CAWA-22-242204	QC	W	04/15/2022	N3B-2022-1098	15265555
	ug/L	1.00	WS	U	U	U_LAB	Y	GELC	CAWA-22-242202	INV	W	04/15/2022	N3B-2022-1098	15265474
	ug/L	1.00	WS	U	U	U_LAB	N	GELC	CAWA-22-242202	INV	W	04/15/2022	N3B-2022-1098	15265377
	ug/L	1.00	WG	U	U	U_LAB	Y	GELC	CAPA-22-243491	INV	W	04/12/2022	N3B-2022-1071	15263347
	ug/L	1.00	WG	U	U	U_LAB	Y	GELC	CAPA-22-243494	QC	W	04/12/2022	N3B-2022-1071	15263506
	ug/L	1.00	WG	U	U	U_LAB	N	GELC	CAPA-22-243491	INV	W	04/12/2022	N3B-2022-1071	15263348
	ug/L	1.00	WG	U	U	U_LAB	Y	GELC	CAWA-22-242218	QC	W	04/06/2022	N3B-2022-1049	15255062
	ug/L	1.00	WG	U	U	U_LAB	Y	GELC	CAWA-22-243621	INV	W	04/06/2022	N3B-2022-1049	15255143
	ug/L	1.00	WG	U	U	U_LAB	N	GELC	CAWA-22-243621	INV	W	04/06/2022	N3B-2022-1049	15254913
	ug/L	1.00	WG	U	U	U_LAB	Y	GELC	CAWA-22-242254	INV	W	04/11/2022	N3B-2022-1057	15262382
	ug/L	1.00	WG	U	U	U_LAB	Y	GELC	CAWA-22-242256	QC	W	04/11/2022	N3B-2022-1057	15262458
	ug/L	1.00	WG	U	U	U_LAB	N	GELC	CAWA-22-242254	INV	W	04/11/2022	N3B-2022-1057	15262291
	ug/L	1.00	WG	U	U	U_LAB	Y	GELC	CAWA-22-242256	QC	W	04/11/2022	N3B-2022-1057	15262458
	ug/L	1.00	WG	U	U	U_LAB	N	GELC	CAWA-22-242254	INV	W	04/11/2022	N3B-2022-1057	15262291
	ug/L	1.00	WG	U	U	U_LAB	Y	GELC	CAWA-22-242423	INV	W	04/05/2022	N3B-2022-1059	15253363
	ug/L	1.00	WG	U	U	U_LAB	Y	GELC	CAWA-22-242425	QC	W	04/05/2022	N3B-2022-1059	15253578
	ug/L	1.00	WG	U	U	U_LAB	N	GELC	CAWA-22-242423	INV	W	04/05/2022	N3B-2022-1059	15253364
	ug/L	1.00	WS	U	U	U_LAB	Y	GELC	CAPA-22-243498	QC	W	04/12/2022	N3B-2022-1071	15263755
	ug/L	1.00	WS	U	U	U_LAB	Y	GELC	CAPA-22-243496	INV	W	04/12/2022	N3B-2022-1071	15263595
	ug/L	1.00	WS	U	U	U_LAB	N	GELC	CAPA-22-243496	INV	W	04/12/2022	N3B-2022-1071	15263596
	ug/L	1.00	WG	U	U	U_LAB	Y	GELC	CAWA-22-242238	INV	W	04/11/2022	N3B-2022-1057	15262088
	ug/L	1.00	WS	U	U	U_LAB	Y	GELC	CAWA-22-242202	INV	W	04/15/2022	N3B-2022-1098	15265715
	ug/L	1.00	WG	U	U	U_LAB	Y	GELC	CAPA-22-243491	INV	W	04/12/2022	N3B-2022-1071	15263476
	ug/L	1.00	WG	U	U	U_LAB	Y	GELC	CAWA-22-243621	INV	W	04/06/2022	N3B-2022-1049	15254964
	ug/L	1.00	WG	U	U	U_LAB	Y	GELC	CAWA-22-242254	INV	W	04/11/2022	N3B-2022-1057	15262356
	ug/L	1.00	WG	U	U	U_LAB	Y	GELC	CAWA-22-242423	INV	W	04/05/2022	N3B-2022-1059	15253539
	ug/L	1.00	WS	U	U	U_LAB	Y	GELC	CAPA-22-243496	INV	W	04/12/2022	N3B-2022-1071	15263724
	ug/L	1.00	WG	U	U	U_LAB	Y	GELC	CAWA-22-242238	INV	W	04/11/2022	N3B-2022-1057	15262170
	ug/L	1.00	WG	U	U	U_LAB	Y	GELC	CAWA-22-242240	QC	W	04/11/2022	N3B-2022-1057	15262251
	ug/L	1.00	WS	U	U	U_LAB	Y	GELC	CAWA-22-242204	QC	W	04/15/2022	N3B-2022-1098	15265606
	ug/L	1.00	WS	U	U	U_LAB	Y	GELC	CAWA-22-242202	INV	W	04/15/2022	N3B-2022-1098	15265525
	ug/L	1.00	WG	U	U	U_LAB	Y	GELC	CAPA-22-243491	INV	W	04/12/2022	N3B-2022-1071	15263446
	ug/L	1.00	WG	U	U	U_LAB	Y	GELC	CAPA-22-243494	QC	W	04/12/2022	N3B-2022-1071	15263557
	ug/L	1.00	WG	U	U	U_LAB	Y	GELC	CAWA-22-242218	QC	W	04/06/2022	N3B-2022-1049	15254989
	ug/L	1.00	WG	U	U	U_LAB	Y	GELC	CAWA-22-243621	INV	W	04/06/2022	N3B-2022-1049	15255070
	ug/L	1.00	WG	U	U	U_LAB	Y	GELC	CAWA-22-242254	INV	W	04/11/2022	N3B-2022-1057	15262278
	ug/L	1.00	WG	U	U	U_LAB	Y	GELC	CAWA-22-242256	QC	W	04/11/2022	N3B-2022-1057	15262509

Report Minimum Detectable Activity	Report Unit	Dilution Factor	Sample Type	Lab Qualifier	Validation Qualifier	Validation Reason Codes	Best Value	Lab ID	Field Sample ID	Sample Usage Code	Sample Matrix	Web Publish Date	COC #	Field Sample Result Record #
	ug/L	1.00	WG	U	U	U_LAB	Y	GELC	CAWA-22-242423	INV	W	04/05/2022	N3B-2022-1059	15253506
	ug/L	1.00	WG	U	U	U_LAB	Y	GELC	CAWA-22-242425	QC	W	04/05/2022	N3B-2022-1059	15253629
	ug/L	1.00	WS	U	U	U_LAB	Y	GELC	CAPA-22-243498	QC	W	04/12/2022	N3B-2022-1071	15263806
	ug/L	1.00	WS	U	U	U_LAB	Y	GELC	CAPA-22-243496	INV	W	04/12/2022	N3B-2022-1071	15263694
	ug/L	1.00	WG	U	U	U_LAB	Y	GELC	CAWA-22-242238	INV	W	04/11/2022	N3B-2022-1057	15262167
	ug/L	1.00	WG	U	U	U_LAB	Y	GELC	CAWA-22-242240	QC	W	04/11/2022	N3B-2022-1057	15262248
	ug/L	1.00	WS	U	U	U_LAB	Y	GELC	CAWA-22-242204	QC	W	04/15/2022	N3B-2022-1098	15265603
	ug/L	1.00	WS	U	U	U_LAB	Y	GELC	CAWA-22-242202	INV	W	04/15/2022	N3B-2022-1098	15265522
	ug/L	1.00	WG	U	U	U_LAB	Y	GELC	CAPA-22-243491	INV	W	04/12/2022	N3B-2022-1071	15263443
	ug/L	1.00	WG	U	U	U_LAB	Y	GELC	CAPA-22-243494	QC	W	04/12/2022	N3B-2022-1071	15263554
	ug/L	1.00	WG	U	U	U_LAB	Y	GELC	CAWA-22-242218	QC	W	04/06/2022	N3B-2022-1049	15255008
	ug/L	1.00	WG	U	U	U_LAB	Y	GELC	CAWA-22-243621	INV	W	04/06/2022	N3B-2022-1049	15255089
	ug/L	1.00	WG	U	U	U_LAB	Y	GELC	CAWA-22-242256	QC	W	04/11/2022	N3B-2022-1057	15262506
	ug/L	1.00	WG	U	U	U_LAB	Y	GELC	CAWA-22-242254	INV	W	04/11/2022	N3B-2022-1057	15262426
	ug/L	1.00	WG	U	U	U_LAB	Y	GELC	CAWA-22-242423	INV	W	04/05/2022	N3B-2022-1059	15253503
	ug/L	1.00	WG	U	U	U_LAB	Y	GELC	CAWA-22-242425	QC	W	04/05/2022	N3B-2022-1059	15253626
	ug/L	1.00	WS	U	U	U_LAB	Y	GELC	CAPA-22-243498	QC	W	04/12/2022	N3B-2022-1071	15263803
	ug/L	1.00	WS	U	U	U_LAB	Y	GELC	CAPA-22-243496	INV	W	04/12/2022	N3B-2022-1071	15263691
	ug/L	1.00	WG	U	U	U_LAB	Y	GELC	CAWA-22-242238	INV	W	04/11/2022	N3B-2022-1057	15262123
	ug/L	1.00	WG	U	U	U_LAB	Y	GELC	CAWA-22-242240	QC	W	04/11/2022	N3B-2022-1057	15262204
	ug/L	1.00	WS	U	U	U_LAB	Y	GELC	CAWA-22-242204	QC	W	04/15/2022	N3B-2022-1098	15265559
	ug/L	1.00	WS	U	U	U_LAB	Y	GELC	CAWA-22-242202	INV	W	04/15/2022	N3B-2022-1098	15265478
	ug/L	1.00	WG	U	U	U_LAB	Y	GELC	CAPA-22-243491	INV	W	04/12/2022	N3B-2022-1071	15263353
	ug/L	1.00	WG	U	U	U_LAB	Y	GELC	CAPA-22-243494	QC	W	04/12/2022	N3B-2022-1071	15263510
	ug/L	1.00	WG	U	U	U_LAB	Y	GELC	CAWA-22-242218	QC	W	04/06/2022	N3B-2022-1049	15255022
	ug/L	1.00	WG	U	U	U_LAB	Y	GELC	CAWA-22-243621	INV	W	04/06/2022	N3B-2022-1049	15255103
	ug/L	1.00	WG	U	U	U_LAB	Y	GELC	CAWA-22-242254	INV	W	04/11/2022	N3B-2022-1057	15262386
	ug/L	1.00	WG	U	U	U_LAB	Y	GELC	CAWA-22-242256	QC	W	04/11/2022	N3B-2022-1057	15262462
	ug/L	1.00	WG	U	U	U_LAB	Y	GELC	CAWA-22-242423	INV	W	04/05/2022	N3B-2022-1059	15253369
	ug/L	1.00	WG	U	U	U_LAB	Y	GELC	CAWA-22-242425	QC	W	04/05/2022	N3B-2022-1059	15253582
	ug/L	1.00	WS	U	U	U_LAB	Y	GELC	CAPA-22-243498	QC	W	04/12/2022	N3B-2022-1071	15263759
	ug/L	1.00	WS	U	U	U_LAB	Y	GELC	CAPA-22-243496	INV	W	04/12/2022	N3B-2022-1071	15263601
	ug/L	1.00	WG	U	U	U_LAB	Y	GELC	CAWA-22-242238	INV	W	04/11/2022	N3B-2022-1057	15262168
	ug/L	1.00	WG	U	U	U_LAB	Y	GELC	CAWA-22-242240	QC	W	04/11/2022	N3B-2022-1057	15262249
	ug/L	1.00	WS	U	U	U_LAB	Y	GELC	CAWA-22-242204	QC	W	04/15/2022	N3B-2022-1098	15265604
	ug/L	1.00	WS	U	U	U_LAB	Y	GELC	CAWA-22-242202	INV	W	04/15/2022	N3B-2022-1098	15265523
	ug/L	1.00	WG	U	U	U_LAB	Y	GELC	CAPA-22-243491	INV	W	04/12/2022	N3B-2022-1071	15263444
	ug/L	1.00	WG	U	U	U_LAB	Y	GELC	CAPA-22-243494	QC	W	04/12/2022	N3B-2022-1071	15263555
	ug/L	1.00	WG	U	U	U_LAB	Y	GELC	CAWA-22-242218	QC	W	04/06/2022	N3B-2022-1049	15254996
	ug/L	1.00	WG	U	U	U_LAB	Y	GELC	CAWA-22-243621	INV	W	04/06/2022	N3B-2022-1049	15255077
	ug/L	1.00	WG	U	U	U_LAB	Y	GELC	CAWA-22-242256	QC	W	04/11/2022	N3B-2022-1057	15262507
	ug/L	1.00	WG	U	U	U_LAB	Y	GELC	CAWA-22-242254	INV	W	04/11/2022	N3B-2022-1057	15262427
	ug/L	1.00	WG	U	U	U_LAB	Y	GELC	CAWA-22-242423	INV	W	04/05/2022	N3B-2022-1059	15253504
	ug/L	1.00	WG	U	U	U_LAB	Y	GELC	CAWA-22-242425	QC	W	04/05/2022	N3B-2022-1059	15253627

Report Minimum Detectable Activity	Report Unit	Dilution Factor	Sample Type	Lab Qualifier	Validation Qualifier	Validation Reason Codes	Best Value	Lab ID	Field Sample ID	Sample Usage Code	Sample Matrix	Web Publish Date	COC #	Field Sample Result Record #
	ug/L	1.00	WS	U	U	U_LAB	Y	GELC	CAPA-22-243498	QC	W	04/12/2022	N3B-2022-1071	15263804
	ug/L	1.00	WS	U	U	U_LAB	Y	GELC	CAPA-22-243496	INV	W	04/12/2022	N3B-2022-1071	15263692
	ug/L	1.00	WG	U	U	U_LAB	Y	GELC	CAWA-22-242238	INV	W	04/11/2022	N3B-2022-1057	15262142
	ug/L	1.00	WG	U	U	U_LAB	Y	GELC	CAWA-22-242240	QC	W	04/11/2022	N3B-2022-1057	15262223
	ug/L	1.00	WS	U	U	U_LAB	Y	GELC	CAWA-22-242202	INV	W	04/15/2022	N3B-2022-1098	15265497
	ug/L	1.00	WS	U	U	U_LAB	Y	GELC	CAWA-22-242204	QC	W	04/15/2022	N3B-2022-1098	15265578
	ug/L	1.00	WG	U	U	U_LAB	Y	GELC	CAPA-22-243494	QC	W	04/12/2022	N3B-2022-1071	15263529
	ug/L	1.00	WG	U	U	U_LAB	Y	GELC	CAPA-22-243491	INV	W	04/12/2022	N3B-2022-1071	15263404
	ug/L	1.00	WG	U	U	U_LAB	Y	GELC	CAWA-22-242218	QC	W	04/06/2022	N3B-2022-1049	15255013
	ug/L	1.00	WG	U	U	U_LAB	Y	GELC	CAWA-22-243621	INV	W	04/06/2022	N3B-2022-1049	15255094
	ug/L	1.00	WG	U	U	U_LAB	Y	GELC	CAWA-22-242256	QC	W	04/11/2022	N3B-2022-1057	15262481
	ug/L	1.00	WG	U	U	U_LAB	Y	GELC	CAWA-22-242254	INV	W	04/11/2022	N3B-2022-1057	15262405
	ug/L	1.00	WG	U	U	U_LAB	Y	GELC	CAWA-22-242423	INV	W	04/05/2022	N3B-2022-1059	15253460
	ug/L	1.00	WG	U	U	U_LAB	Y	GELC	CAWA-22-242425	QC	W	04/05/2022	N3B-2022-1059	15253601
	ug/L	1.00	WS	U	U	U_LAB	Y	GELC	CAPA-22-243496	INV	W	04/12/2022	N3B-2022-1071	15263652
	ug/L	1.00	WS	U	U	U_LAB	Y	GELC	CAPA-22-243498	QC	W	04/12/2022	N3B-2022-1071	15263778
	ug/L	1.00	WG	U	U	U_LAB	Y	GELC	CAWA-22-242238	INV	W	04/11/2022	N3B-2022-1057	15262139
	ug/L	1.00	WG	U	U	U_LAB	Y	GELC	CAWA-22-242240	QC	W	04/11/2022	N3B-2022-1057	15262220
	ug/L	1.00	WS	U	U	U_LAB	Y	GELC	CAWA-22-242202	INV	W	04/15/2022	N3B-2022-1098	15265494
	ug/L	1.00	WS	U	U	U_LAB	Y	GELC	CAWA-22-242204	QC	W	04/15/2022	N3B-2022-1098	15265575
	ug/L	1.00	WG	U	U	U_LAB	Y	GELC	CAPA-22-243494	QC	W	04/12/2022	N3B-2022-1071	15263526
	ug/L	1.00	WG	U	U	U_LAB	Y	GELC	CAPA-22-243491	INV	W	04/12/2022	N3B-2022-1071	15263388
	ug/L	1.00	WG	U	U	U_LAB	Y	GELC	CAWA-22-242218	QC	W	04/06/2022	N3B-2022-1049	15255012
	ug/L	1.00	WG	U	U	U_LAB	Y	GELC	CAWA-22-243621	INV	W	04/06/2022	N3B-2022-1049	15255093
	ug/L	1.00	WG	U	U	U_LAB	Y	GELC	CAWA-22-242256	QC	W	04/11/2022	N3B-2022-1057	15262478
	ug/L	1.00	WG	U	U	U_LAB	Y	GELC	CAWA-22-242254	INV	W	04/11/2022	N3B-2022-1057	15262402
	ug/L	1.00	WG	U	U	U_LAB	Y	GELC	CAWA-22-242423	INV	W	04/05/2022	N3B-2022-1059	15253439
	ug/L	1.00	WG	U	U	U_LAB	Y	GELC	CAWA-22-242425	QC	W	04/05/2022	N3B-2022-1059	15253598
	ug/L	1.00	WS	U	U	U_LAB	Y	GELC	CAPA-22-243496	INV	W	04/12/2022	N3B-2022-1071	15263636
	ug/L	1.00	WS	U	U	U_LAB	Y	GELC	CAPA-22-243498	QC	W	04/12/2022	N3B-2022-1071	15263775
	ug/L	1.00	WG	U	U	U_LAB	Y	GELC	CAWA-22-242238	INV	W	04/11/2022	N3B-2022-1057	15262140
	ug/L	1.00	WG	U	U	U_LAB	Y	GELC	CAWA-22-242240	QC	W	04/11/2022	N3B-2022-1057	15262221
	ug/L	1.00	WS	U	U	U_LAB	Y	GELC	CAWA-22-242202	INV	W	04/15/2022	N3B-2022-1098	15265495
	ug/L	1.00	WS	U	U	U_LAB	Y	GELC	CAWA-22-242204	QC	W	04/15/2022	N3B-2022-1098	15265576
	ug/L	1.00	WG	U	U	U_LAB	Y	GELC	CAPA-22-243494	QC	W	04/12/2022	N3B-2022-1071	15263527
	ug/L	1.00	WG	U	U	U_LAB	Y	GELC	CAPA-22-243491	INV	W	04/12/2022	N3B-2022-1071	15263389
	ug/L	1.00	WG	U	U	U_LAB	Y	GELC	CAWA-22-242218	QC	W	04/06/2022	N3B-2022-1049	15255007
	ug/L	1.00	WG	U	U	U_LAB	Y	GELC	CAWA-22-243621	INV	W	04/06/2022	N3B-2022-1049	15255088
	ug/L	1.00	WG	U	U	U_LAB	Y	GELC	CAWA-22-242256	QC	W	04/11/2022	N3B-2022-1057	15262479
	ug/L	1.00	WG	U	U	U_LAB	Y	GELC	CAWA-22-242254	INV	W	04/11/2022	N3B-2022-1057	15262403
	ug/L	1.00	WG	U	U	U_LAB	Y	GELC	CAWA-22-242423	INV	W	04/05/2022	N3B-2022-1059	15253440
	ug/L	1.00	WG	U	U	U_LAB	Y	GELC	CAWA-22-242425	QC	W	04/05/2022	N3B-2022-1059	15253599
	ug/L	1.00	WS	U	U	U_LAB	Y	GELC	CAPA-22-243496	INV	W	04/12/2022	N3B-2022-1071	15263637
	ug/L	1.00	WS	U	U	U_LAB	Y	GELC	CAPA-22-243498	QC	W	04/12/2022	N3B-2022-1071	15263776

Report Minimum Detectable Activity	Report Unit	Dilution Factor	Sample Type	Lab Qualifier	Validation Qualifier	Validation Reason Codes	Best Value	Lab ID	Field Sample ID	Sample Usage Code	Sample Matrix	Web Publish Date	COC #	Field Sample Result Record #
	ug/L	1.00	WG	U	U	U_LAB	Y	GELC	CAWA-22-242238	INV	W	04/11/2022	N3B-2022-1057	15262040
	ug/L	1.00	WS	U	U	U_LAB	Y	GELC	CAWA-22-242202	INV	W	04/15/2022	N3B-2022-1098	15265382
	ug/L	1.00	WG	U	U	U_LAB	Y	GELC	CAPA-22-243491	INV	W	04/12/2022	N3B-2022-1071	15263373
	ug/L	1.00	WG	U	U	U_LAB	Y	GELC	CAWA-22-243621	INV	W	04/06/2022	N3B-2022-1049	15254925
	ug/L	1.00	WG	U	U	U_LAB	Y	GELC	CAWA-22-242254	INV	W	04/11/2022	N3B-2022-1057	15262303
	ug/L	1.00	WG	U	U	U_LAB	Y	GELC	CAWA-22-242423	INV	W	04/05/2022	N3B-2022-1059	15253423
	ug/L	1.00	WS	U	U	U_LAB	Y	GELC	CAPA-22-243496	INV	W	04/12/2022	N3B-2022-1071	15263621
	ug/L	1.00	WG	U	U	U_LAB	Y	GELC	CAWA-22-242238	INV	W	04/11/2022	N3B-2022-1057	15262173
	ug/L	1.00	WG	U	U	U_LAB	Y	GELC	CAWA-22-242240	QC	W	04/11/2022	N3B-2022-1057	15262254
	ug/L	1.00	WS	U	U	U_LAB	Y	GELC	CAWA-22-242204	QC	W	04/15/2022	N3B-2022-1098	15265609
	ug/L	1.00	WS	U	U	U_LAB	Y	GELC	CAWA-22-242202	INV	W	04/15/2022	N3B-2022-1098	15265528
	ug/L	1.00	WG	U	U	U_LAB	Y	GELC	CAPA-22-243491	INV	W	04/12/2022	N3B-2022-1071	15263451
	ug/L	1.00	WG	U	U	U_LAB	Y	GELC	CAPA-22-243494	QC	W	04/12/2022	N3B-2022-1071	15263560
	ug/L	1.00	WG	U	U	U_LAB	Y	GELC	CAWA-22-242218	QC	W	04/06/2022	N3B-2022-1049	15255025
	ug/L	1.00	WG	U	U	U_LAB	Y	GELC	CAWA-22-243621	INV	W	04/06/2022	N3B-2022-1049	15255106
	ug/L	1.00	WG	U	U	U_LAB	Y	GELC	CAWA-22-242254	INV	W	04/11/2022	N3B-2022-1057	15262431
	ug/L	1.00	WG	U	U	U_LAB	Y	GELC	CAWA-22-242256	QC	W	04/11/2022	N3B-2022-1057	15262512
	ug/L	1.00	WG	U	U	U_LAB	Y	GELC	CAWA-22-242423	INV	W	04/05/2022	N3B-2022-1059	15253513
	ug/L	1.00	WG	U	U	U_LAB	Y	GELC	CAWA-22-242425	QC	W	04/05/2022	N3B-2022-1059	15253632
	ug/L	1.00	WS	U	U	U_LAB	Y	GELC	CAPA-22-243498	QC	W	04/12/2022	N3B-2022-1071	15263809
	ug/L	1.00	WS	U	U	U_LAB	Y	GELC	CAPA-22-243496	INV	W	04/12/2022	N3B-2022-1071	15263699
	ug/L	1.00	WG	U	U	U_LAB	Y	GELC	CAWA-22-242238	INV	W	04/11/2022	N3B-2022-1057	15262138
	ug/L	1.00	WG	U	U	U_LAB	Y	GELC	CAWA-22-242240	QC	W	04/11/2022	N3B-2022-1057	15262219
	ug/L	1.00	WS	U	U	U_LAB	Y	GELC	CAWA-22-242202	INV	W	04/15/2022	N3B-2022-1098	15265493
	ug/L	1.00	WS	U	U	U_LAB	Y	GELC	CAWA-22-242204	QC	W	04/15/2022	N3B-2022-1098	15265574
	ug/L	1.00	WG	U	U	U_LAB	Y	GELC	CAPA-22-243494	QC	W	04/12/2022	N3B-2022-1071	15263525
	ug/L	1.00	WG	U	U	U_LAB	Y	GELC	CAPA-22-243491	INV	W	04/12/2022	N3B-2022-1071	15263387
	ug/L	1.00	WG	U	U	U_LAB	Y	GELC	CAWA-22-242218	QC	W	04/06/2022	N3B-2022-1049	15255033
	ug/L	1.00	WG	U	U	U_LAB	Y	GELC	CAWA-22-243621	INV	W	04/06/2022	N3B-2022-1049	15255114
	ug/L	1.00	WG	U	U	U_LAB	Y	GELC	CAWA-22-242256	QC	W	04/11/2022	N3B-2022-1057	15262477
	ug/L	1.00	WG	U	U	U_LAB	Y	GELC	CAWA-22-242254	INV	W	04/11/2022	N3B-2022-1057	15262401
	ug/L	1.00	WG	U	U	U_LAB	Y	GELC	CAWA-22-242423	INV	W	04/05/2022	N3B-2022-1059	15253438
	ug/L	1.00	WG	U	U	U_LAB	Y	GELC	CAWA-22-242425	QC	W	04/05/2022	N3B-2022-1059	15253597
	ug/L	1.00	WS	U	U	U_LAB	Y	GELC	CAPA-22-243496	INV	W	04/12/2022	N3B-2022-1071	15263635
	ug/L	1.00	WS	U	U	U_LAB	Y	GELC	CAPA-22-243498	QC	W	04/12/2022	N3B-2022-1071	15263774
	ug/L	1.00	WG	U	U	U_LAB	Y	GELC	CAWA-22-242238	INV	W	04/11/2022	N3B-2022-1057	15262147
	ug/L	1.00	WG	U	U	U_LAB	Y	GELC	CAWA-22-242240	QC	W	04/11/2022	N3B-2022-1057	15262228
	ug/L	1.00	WS	U	U	U_LAB	Y	GELC	CAWA-22-242202	INV	W	04/15/2022	N3B-2022-1098	15265502
	ug/L	1.00	WS	U	U	U_LAB	Y	GELC	CAWA-22-242204	QC	W	04/15/2022	N3B-2022-1098	15265583
	ug/L	1.00	WG	U	U	U_LAB	Y	GELC	CAPA-22-243494	QC	W	04/12/2022	N3B-2022-1071	15263534
	ug/L	1.00	WG	U	U	U_LAB	Y	GELC	CAPA-22-243491	INV	W	04/12/2022	N3B-2022-1071	15263414
	ug/L	1.00	WG	U	U	U_LAB	Y	GELC	CAWA-22-242218	QC	W	04/06/2022	N3B-2022-1049	15255014
	ug/L	1.00	WG	U	U	U_LAB	Y	GELC	CAWA-22-243621	INV	W	04/06/2022	N3B-2022-1049	15255095
	ug/L	1.00	WG	U	U	U_LAB	Y	GELC	CAWA-22-242256	QC	W	04/11/2022	N3B-2022-1057	15262486

Report Minimum Detectable Activity	Report Unit	Dilution Factor	Sample Type	Lab Qualifier	Validation Qualifier	Validation Reason Codes	Best Value	Lab ID	Field Sample ID	Sample Usage Code	Sample Matrix	Web Publish Date	COC #	Field Sample Result Record #
	ug/L	1.00	WG	U	U	U_LAB	Y	GELC	CAWA-22-242254	INV	W	04/11/2022	N3B-2022-1057	15262410
	ug/L	1.00	WG	U	U	U_LAB	Y	GELC	CAWA-22-242423	INV	W	04/05/2022	N3B-2022-1059	15253471
	ug/L	1.00	WG	U	U	U_LAB	Y	GELC	CAWA-22-242425	QC	W	04/05/2022	N3B-2022-1059	15253606
	ug/L	1.00	WS	U	U	U_LAB	Y	GELC	CAPA-22-243496	INV	W	04/12/2022	N3B-2022-1071	15263662
	ug/L	1.00	WS	U	U	U_LAB	Y	GELC	CAPA-22-243498	QC	W	04/12/2022	N3B-2022-1071	15263783
	ug/L	1.00	WG	U	U	U_LAB	Y	GELC	CAWA-22-242238	INV	W	04/11/2022	N3B-2022-1057	15262145
	ug/L	1.00	WG	U	U	U_LAB	Y	GELC	CAWA-22-242240	QC	W	04/11/2022	N3B-2022-1057	15262226
	ug/L	1.00	WS	U	U	U_LAB	Y	GELC	CAWA-22-242202	INV	W	04/15/2022	N3B-2022-1098	15265500
	ug/L	1.00	WS	U	U	U_LAB	Y	GELC	CAWA-22-242204	QC	W	04/15/2022	N3B-2022-1098	15265581
	ug/L	1.00	WG	U	U	U_LAB	Y	GELC	CAPA-22-243494	QC	W	04/12/2022	N3B-2022-1071	15263532
	ug/L	1.00	WG	U	U	U_LAB	Y	GELC	CAPA-22-243491	INV	W	04/12/2022	N3B-2022-1071	15263410
	ug/L	1.00	WG	U	U	U_LAB	Y	GELC	CAWA-22-242218	QC	W	04/06/2022	N3B-2022-1049	15255020
	ug/L	1.00	WG	U	U	U_LAB	Y	GELC	CAWA-22-243621	INV	W	04/06/2022	N3B-2022-1049	15255101
	ug/L	1.00	WG	U	U	U_LAB	Y	GELC	CAWA-22-242256	QC	W	04/11/2022	N3B-2022-1057	15262484
	ug/L	1.00	WG	U	U	U_LAB	Y	GELC	CAWA-22-242254	INV	W	04/11/2022	N3B-2022-1057	15262408
	ug/L	1.00	WG	U	U	U_LAB	Y	GELC	CAWA-22-242423	INV	W	04/05/2022	N3B-2022-1059	15253466
	ug/L	1.00	WG	U	U	U_LAB	Y	GELC	CAWA-22-242425	QC	W	04/05/2022	N3B-2022-1059	15253604
	ug/L	1.00	WS	U	U	U_LAB	Y	GELC	CAPA-22-243496	INV	W	04/12/2022	N3B-2022-1071	15263658
	ug/L	1.00	WS	U	U	U_LAB	Y	GELC	CAPA-22-243498	QC	W	04/12/2022	N3B-2022-1071	15263781
	ug/L	1.00	WG	U	U	U_LAB	Y	GELC	CAWA-22-242238	INV	W	04/11/2022	N3B-2022-1057	15262114
	ug/L	1.00	WG	U	U	U_LAB	Y	GELC	CAWA-22-242240	QC	W	04/11/2022	N3B-2022-1057	15262195
	ug/L	1.00	WS	U	U	U_LAB	Y	GELC	CAWA-22-242204	QC	W	04/15/2022	N3B-2022-1098	15265550
	ug/L	1.00	WS	U	U	U_LAB	Y	GELC	CAWA-22-242202	INV	W	04/15/2022	N3B-2022-1098	15265469
	ug/L	1.00	WG	U	U	U_LAB	Y	GELC	CAPA-22-243491	INV	W	04/12/2022	N3B-2022-1071	15263339
	ug/L	1.00	WG	U	U	U_LAB	Y	GELC	CAPA-22-243494	QC	W	04/12/2022	N3B-2022-1071	15263501
	ug/L	1.00	WG	U	U	U_LAB	Y	GELC	CAWA-22-242218	QC	W	04/06/2022	N3B-2022-1049	15255028
	ug/L	1.00	WG	U	U	U_LAB	Y	GELC	CAWA-22-243621	INV	W	04/06/2022	N3B-2022-1049	15255109
	ug/L	1.00	WG	U	U	U_LAB	Y	GELC	CAWA-22-242254	INV	W	04/11/2022	N3B-2022-1057	15262377
	ug/L	1.00	WG	U	U	U_LAB	Y	GELC	CAWA-22-242256	QC	W	04/11/2022	N3B-2022-1057	15262453
	ug/L	1.00	WG	U	U	U_LAB	Y	GELC	CAWA-22-242423	INV	W	04/05/2022	N3B-2022-1059	15253355
	ug/L	1.00	WG	U	U	U_LAB	Y	GELC	CAWA-22-242425	QC	W	04/05/2022	N3B-2022-1059	15253573
	ug/L	1.00	WS	U	U	U_LAB	Y	GELC	CAPA-22-243498	QC	W	04/12/2022	N3B-2022-1071	15263750
	ug/L	1.00	WS	U	U	U_LAB	Y	GELC	CAPA-22-243496	INV	W	04/12/2022	N3B-2022-1071	15263587
	ug/L	1.00	WG	U	U	U_LAB	Y	GELC	CAWA-22-242238	INV	W	04/11/2022	N3B-2022-1057	15262115
	ug/L	1.00	WG	U	U	U_LAB	Y	GELC	CAWA-22-242240	QC	W	04/11/2022	N3B-2022-1057	15262196
	ug/L	1.00	WS	U	U	U_LAB	Y	GELC	CAWA-22-242204	QC	W	04/15/2022	N3B-2022-1098	15265551
	ug/L	1.00	WS	U	U	U_LAB	Y	GELC	CAWA-22-242202	INV	W	04/15/2022	N3B-2022-1098	15265470
	ug/L	1.00	WG	U	U	U_LAB	Y	GELC	CAPA-22-243491	INV	W	04/12/2022	N3B-2022-1071	15263340
	ug/L	1.00	WG	U	U	U_LAB	Y	GELC	CAPA-22-243494	QC	W	04/12/2022	N3B-2022-1071	15263502
	ug/L	1.00	WG	U	U	U_LAB	Y	GELC	CAWA-22-242218	QC	W	04/06/2022	N3B-2022-1049	15255031
	ug/L	1.00	WG	U	U	U_LAB	Y	GELC	CAWA-22-243621	INV	W	04/06/2022	N3B-2022-1049	15255112
	ug/L	1.00	WG	U	U	U_LAB	Y	GELC	CAWA-22-242254	INV	W	04/11/2022	N3B-2022-1057	15262378
	ug/L	1.00	WG	U	U	U_LAB	Y	GELC	CAWA-22-242256	QC	W	04/11/2022	N3B-2022-1057	15262454
	ug/L	1.00	WG	U	U	U_LAB	Y	GELC	CAWA-22-242423	INV	W	04/05/2022	N3B-2022-1059	15253356

Report Minimum Detectable Activity	Report Unit	Dilution Factor	Sample Type	Lab Qualifier	Validation Qualifier	Validation Reason Codes	Best Value	Lab ID	Field Sample ID	Sample Usage Code	Sample Matrix	Web Publish Date	COC #	Field Sample Result Record #
	ug/L	1.00	WG	U	U	U_LAB	Y	GELC	CAWA-22-242425	QC	W	04/05/2022	N3B-2022-1059	15253574
	ug/L	1.00	WS	U	U	U_LAB	Y	GELC	CAPA-22-243498	QC	W	04/12/2022	N3B-2022-1071	15263751
	ug/L	1.00	WS	U	U	U_LAB	Y	GELC	CAPA-22-243496	INV	W	04/12/2022	N3B-2022-1071	15263588
	ug/L	1.00	WG	U	UJ	V12e	Y	GELC	CAWA-22-242238	INV	W	04/11/2022	N3B-2022-1057	15262148
	ug/L	1.00	WG	U	UJ	V12e	Y	GELC	CAWA-22-242240	QC	W	04/11/2022	N3B-2022-1057	15262229
	ug/L	1.00	WS	U	U	U_LAB	Y	GELC	CAWA-22-242202	INV	W	04/15/2022	N3B-2022-1098	15265503
	ug/L	1.00	WS	U	U	U_LAB	Y	GELC	CAWA-22-242204	QC	W	04/15/2022	N3B-2022-1098	15265584
	ug/L	1.00	WG	U	UJ	V12e	Y	GELC	CAPA-22-243494	QC	W	04/12/2022	N3B-2022-1071	15263535
	ug/L	1.00	WG	U	UJ	V12e	Y	GELC	CAPA-22-243491	INV	W	04/12/2022	N3B-2022-1071	15263415
	ug/L	1.00	WG	U	UJ	V12e	Y	GELC	CAWA-22-242218	QC	W	04/06/2022	N3B-2022-1049	15255069
	ug/L	1.00	WG	U	UJ	V12e	Y	GELC	CAWA-22-243621	INV	W	04/06/2022	N3B-2022-1049	15255150
	ug/L	1.00	WG	U	UJ	V12e	Y	GELC	CAWA-22-242256	QC	W	04/11/2022	N3B-2022-1057	15262487
	ug/L	1.00	WG	U	UJ	V12e	Y	GELC	CAWA-22-242254	INV	W	04/11/2022	N3B-2022-1057	15262411
	ug/L	1.00	WG	U	UJ	V12e	Y	GELC	CAWA-22-242423	INV	W	04/05/2022	N3B-2022-1059	15253472
	ug/L	1.00	WG	U	UJ	V12e	Y	GELC	CAWA-22-242425	QC	W	04/05/2022	N3B-2022-1059	15253607
	ug/L	1.00	WS	U	UJ	V12e	Y	GELC	CAPA-22-243496	INV	W	04/12/2022	N3B-2022-1071	15263663
	ug/L	1.00	WS	U	UJ	V12e	Y	GELC	CAPA-22-243498	QC	W	04/12/2022	N3B-2022-1071	15263784
	ug/L	1.00	WG	U	U	U_LAB	Y	GELC	CAWA-22-242238	INV	W	04/11/2022	N3B-2022-1057	15262074
	ug/L	1.00	WS	U	U	U_LAB	Y	GELC	CAWA-22-242202	INV	W	04/15/2022	N3B-2022-1098	15265701
	ug/L	1.00	WG	U	U	U_LAB	Y	GELC	CAPA-22-243491	INV	W	04/12/2022	N3B-2022-1071	15263458
	ug/L	1.00	WG	U	U	U_LAB	Y	GELC	CAWA-22-243621	INV	W	04/06/2022	N3B-2022-1049	15254945
	ug/L	1.00	WG	U	U	U_LAB	Y	GELC	CAWA-22-242254	INV	W	04/11/2022	N3B-2022-1057	15262341
	ug/L	1.00	WG	U	U	U_LAB	Y	GELC	CAWA-22-242423	INV	W	04/05/2022	N3B-2022-1059	15253520
	ug/L	1.00	WS	U	U	U_LAB	Y	GELC	CAPA-22-243496	INV	W	04/12/2022	N3B-2022-1071	15263706
	ug/L	1.00	WG	U	U	U_LAB	Y	GELC	CAWA-22-242238	INV	W	04/11/2022	N3B-2022-1057	15262044
	ug/L	1.00	WS	U	U	U_LAB	Y	GELC	CAWA-22-242202	INV	W	04/15/2022	N3B-2022-1098	15265676
	ug/L	1.00	WG	U	U	U_LAB	Y	GELC	CAPA-22-243491	INV	W	04/12/2022	N3B-2022-1071	15263384
	ug/L	1.00	WG	U	U	U_LAB	Y	GELC	CAWA-22-243621	INV	W	04/06/2022	N3B-2022-1049	15254940
	ug/L	1.00	WG	U	U	U_LAB	Y	GELC	CAWA-22-242254	INV	W	04/11/2022	N3B-2022-1057	15262309
	ug/L	1.00	WG	U	U	U_LAB	Y	GELC	CAWA-22-242423	INV	W	04/05/2022	N3B-2022-1059	15253435
	ug/L	1.00	WS	U	U	U_LAB	Y	GELC	CAPA-22-243496	INV	W	04/12/2022	N3B-2022-1071	15263632
	ug/L	1.00	WG	U	U	U_LAB	Y	GELC	CAWA-22-242238	INV	W	04/11/2022	N3B-2022-1057	15262028
	ug/L	1.00	WS	U	U	U_LAB	Y	GELC	CAWA-22-242202	INV	W	04/15/2022	N3B-2022-1098	15265376
	ug/L	1.00	WG	U	U	U_LAB	Y	GELC	CAPA-22-243491	INV	W	04/12/2022	N3B-2022-1071	15263345
	ug/L	1.00	WG	U	U	U_LAB	Y	GELC	CAWA-22-243621	INV	W	04/06/2022	N3B-2022-1049	15254923
	ug/L	1.00	WG	U	U	U_LAB	Y	GELC	CAWA-22-242254	INV	W	04/11/2022	N3B-2022-1057	15262290
	ug/L	1.00	WG	U	U	U_LAB	Y	GELC	CAWA-22-242423	INV	W	04/05/2022	N3B-2022-1059	15253361
	ug/L	1.00	WS	U	U	U_LAB	Y	GELC	CAPA-22-243496	INV	W	04/12/2022	N3B-2022-1071	15263593
	ug/L	1.00	WG	U	U	U_LAB	Y	GELC	CAWA-22-242238	INV	W	04/11/2022	N3B-2022-1057	15262075
	ug/L	1.00	WS	U	U	U_LAB	Y	GELC	CAWA-22-242202	INV	W	04/15/2022	N3B-2022-1098	15265702
	ug/L	1.00	WG	U	U	U_LAB	Y	GELC	CAPA-22-243491	INV	W	04/12/2022	N3B-2022-1071	15263459
	ug/L	1.00	WG	U	U	U_LAB	Y	GELC	CAWA-22-243621	INV	W	04/06/2022	N3B-2022-1049	15254958
	ug/L	1.00	WG	U	U	U_LAB	Y	GELC	CAWA-22-242254	INV	W	04/11/2022	N3B-2022-1057	15262342
	ug/L	1.00	WG	U	U	U_LAB	Y	GELC	CAWA-22-242423	INV	W	04/05/2022	N3B-2022-1059	15253521

Report Minimum Detectable Activity	Report Unit	Dilution Factor	Sample Type	Lab Qualifier	Validation Qualifier	Validation Reason Codes	Best Value	Lab ID	Field Sample ID	Sample Usage Code	Sample Matrix	Web Publish Date	COC #	Field Sample Result Record #
	ug/L	1.00	WS	U	U	U_LAB	Y	GELC	CAPA-22-243496	INV	W	04/12/2022	N3B-2022-1071	15263707
	ug/L	1.00	WG	U	UJ	SV7b	Y	GELC	CAWA-22-242238	INV	W	04/11/2022	N3B-2022-1057	15262057
	ug/L	1.00	WS	U	U	U_LAB	Y	GELC	CAWA-22-242202	INV	W	04/15/2022	N3B-2022-1098	15265690
	ug/L	1.00	WG	U	U	U_LAB	Y	GELC	CAPA-22-243491	INV	W	04/12/2022	N3B-2022-1071	15263403
	ug/L	1.00	WG	U	U	U_LAB	Y	GELC	CAWA-22-243621	INV	W	04/06/2022	N3B-2022-1049	15254949
	ug/L	1.00	WG	U	UJ	SV7b	Y	GELC	CAWA-22-242254	INV	W	04/11/2022	N3B-2022-1057	15262323
	ug/L	1.00	WG	U	UJ	SV7b	Y	GELC	CAWA-22-242423	INV	W	04/05/2022	N3B-2022-1059	15253459
	ug/L	1.00	WS	U	U	U_LAB	Y	GELC	CAPA-22-243496	INV	W	04/12/2022	N3B-2022-1071	15263651
	ug/L	2.00	WG	U	U	U_LAB	Y	GELC	CAWA-22-242238	INV	W	04/11/2022	N3B-2022-1057	15261966
	ug/L	2.00	WS	U	U	U_LAB	Y	GELC	CAWA-22-242202	INV	W	04/15/2022	N3B-2022-1098	15265336
	ug/L	2.00	WG	U	U	U_LAB	Y	GELC	CAPA-22-243491	INV	W	04/12/2022	N3B-2022-1071	15262791
	ug/L	2.00	WG	U	U	U_LAB	Y	GELC	CAWA-22-243621	INV	W	04/06/2022	N3B-2022-1049	15254866
	ug/L	2.00	WG	U	U	U_LAB	Y	GELC	CAWA-22-242246	INV	W	04/06/2022	N3B-2022-1049	15254810
	ug/L	2.00	WG	U	U	U_LAB	Y	GELC	CAWA-22-242254	INV	W	04/11/2022	N3B-2022-1057	15261981
	ug/L	2.00	WG	U	U	U_LAB	Y	GELC	CAWA-22-242423	INV	W	04/05/2022	N3B-2022-1059	15253562
	ug/L	2.00	WS	U	U	U_LAB	Y	GELC	CAPA-22-243496	INV	W	04/12/2022	N3B-2022-1071	15262814
	ug/L	1.00	WG	U	UJ	SV7b	Y	GELC	CAWA-22-242238	INV	W	04/11/2022	N3B-2022-1057	15262055
	ug/L	1.00	WS	U	U	U_LAB	Y	GELC	CAWA-22-242202	INV	W	04/15/2022	N3B-2022-1098	15265688
	ug/L	1.00	WG	U	U	U_LAB	Y	GELC	CAPA-22-243491	INV	W	04/12/2022	N3B-2022-1071	15263401
	ug/L	1.00	WG	U	U	U_LAB	Y	GELC	CAWA-22-243621	INV	W	04/06/2022	N3B-2022-1049	15254943
	ug/L	1.00	WG	U	UJ	SV7b	Y	GELC	CAWA-22-242254	INV	W	04/11/2022	N3B-2022-1057	15262321
	ug/L	1.00	WG	U	UJ	SV7b	Y	GELC	CAWA-22-242423	INV	W	04/05/2022	N3B-2022-1059	15253457
	ug/L	1.00	WS	U	U	U_LAB	Y	GELC	CAPA-22-243496	INV	W	04/12/2022	N3B-2022-1071	15263649
	ug/L	1.00	WG	U	U	U_LAB	N	GELC	CAWA-22-242238	INV	W	04/11/2022	N3B-2022-1057	15262280
	ug/L	2.00	WG	U	U	U_LAB	Y	GELC	CAWA-22-242238	INV	W	04/11/2022	N3B-2022-1057	15261949
	ug/L	1.00	WS	U	U	U_LAB	N	GELC	CAWA-22-242202	INV	W	04/15/2022	N3B-2022-1098	15265671
	ug/L	2.00	WS	U	U	U_LAB	Y	GELC	CAWA-22-242202	INV	W	04/15/2022	N3B-2022-1098	15265333
	ug/L	1.00	WG	U	U	U_LAB	N	GELC	CAPA-22-243491	INV	W	04/12/2022	N3B-2022-1071	15263374
	ug/L	2.00	WG	U	U	U_LAB	Y	GELC	CAPA-22-243491	INV	W	04/12/2022	N3B-2022-1071	15262794
	ug/L	1.00	WG	U	U	U_LAB	N	GELC	CAWA-22-243621	INV	W	04/06/2022	N3B-2022-1049	15254984
	ug/L	2.00	WG	U	U	U_LAB	Y	GELC	CAWA-22-243621	INV	W	04/06/2022	N3B-2022-1049	15254869
	ug/L	2.00	WG	U	U	U_LAB	Y	GELC	CAWA-22-242246	INV	W	04/06/2022	N3B-2022-1049	15254813
	ug/L	1.00	WG	U	U	U_LAB	N	GELC	CAWA-22-242254	INV	W	04/11/2022	N3B-2022-1057	15262304
	ug/L	2.00	WG	U	U	U_LAB	Y	GELC	CAWA-22-242254	INV	W	04/11/2022	N3B-2022-1057	15261972
	ug/L	1.00	WG	U	U	U_LAB	N	GELC	CAWA-22-242423	INV	W	04/05/2022	N3B-2022-1059	15253424
	ug/L	2.00	WG	U	U	U_LAB	Y	GELC	CAWA-22-242423	INV	W	04/05/2022	N3B-2022-1059	15253425
	ug/L	1.00	WS	U	U	U_LAB	N	GELC	CAPA-22-243496	INV	W	04/12/2022	N3B-2022-1071	15263622
	ug/L	2.00	WS	U	U	U_LAB	Y	GELC	CAPA-22-243496	INV	W	04/12/2022	N3B-2022-1071	15262817
	ug/L	1.00	WG	U	U	U_LAB	N	GELC	CAWA-22-242238	INV	W	04/11/2022	N3B-2022-1057	15262283
	ug/L	2.00	WG	U	U	U_LAB	Y	GELC	CAWA-22-242238	INV	W	04/11/2022	N3B-2022-1057	15261957
	ug/L	1.00	WS	U	U	U_LAB	N	GELC	CAWA-22-242202	INV	W	04/15/2022	N3B-2022-1098	15265695
	ug/L	2.00	WS	U	U	U_LAB	Y	GELC	CAWA-22-242202	INV	W	04/15/2022	N3B-2022-1098	15265402
	ug/L	1.00	WG	U	U	U_LAB	N	GELC	CAPA-22-243491	INV	W	04/12/2022	N3B-2022-1071	15263416
	ug/L	2.00	WG	U	U	U_LAB	Y	GELC	CAPA-22-243491	INV	W	04/12/2022	N3B-2022-1071	15262795

Report Minimum Detectable Activity	Report Unit	Dilution Factor	Sample Type	Lab Qualifier	Validation Qualifier	Validation Reason Codes	Best Value	Lab ID	Field Sample ID	Sample Usage Code	Sample Matrix	Web Publish Date	COC #	Field Sample Result Record #
	ug/L	1.00	WG	U	U	U_LAB	N	GELC	CAWA-22-243621	INV	W	04/06/2022	N3B-2022-1049	15254985
	ug/L	2.00	WG	U	U	U_LAB	Y	GELC	CAWA-22-243621	INV	W	04/06/2022	N3B-2022-1049	15254870
	ug/L	2.00	WG	U	U	U_LAB	Y	GELC	CAWA-22-242246	INV	W	04/06/2022	N3B-2022-1049	15254814
	ug/L	1.00	WG	U	U	U_LAB	N	GELC	CAWA-22-242254	INV	W	04/11/2022	N3B-2022-1057	15262329
	ug/L	2.00	WG	U	U	U_LAB	Y	GELC	CAWA-22-242254	INV	W	04/11/2022	N3B-2022-1057	15261978
	ug/L	1.00	WG	U	U	U_LAB	N	GELC	CAWA-22-242423	INV	W	04/05/2022	N3B-2022-1059	15253473
	ug/L	2.00	WG	U	U	U_LAB	Y	GELC	CAWA-22-242423	INV	W	04/05/2022	N3B-2022-1059	15253474
	ug/L	1.00	WS	U	U	U_LAB	N	GELC	CAPA-22-243496	INV	W	04/12/2022	N3B-2022-1071	15263664
	ug/L	2.00	WS	U	U	U_LAB	Y	GELC	CAPA-22-243496	INV	W	04/12/2022	N3B-2022-1071	15262818
	ug/L	1.00	WG	U	U	U_LAB	Y	GELC	CAWA-22-242238	INV	W	04/11/2022	N3B-2022-1057	15262036
	ug/L	1.00	WS	U	U	U_LAB	Y	GELC	CAWA-22-242202	INV	W	04/15/2022	N3B-2022-1098	15265667
	ug/L	1.00	WG	U	U	U_LAB	Y	GELC	CAPA-22-243491	INV	W	04/12/2022	N3B-2022-1071	15263368
	ug/L	1.00	WG	U	U	U_LAB	Y	GELC	CAWA-22-243621	INV	W	04/06/2022	N3B-2022-1049	15254967
	ug/L	1.00	WG	U	U	U_LAB	Y	GELC	CAWA-22-242254	INV	W	04/11/2022	N3B-2022-1057	15262299
	ug/L	1.00	WG	U	U	U_LAB	Y	GELC	CAWA-22-242423	INV	W	04/05/2022	N3B-2022-1059	15253417
	ug/L	1.00	WS	U	U	U_LAB	Y	GELC	CAPA-22-243496	INV	W	04/12/2022	N3B-2022-1071	15263616
	ug/L	1.00	WG	U	UJ	SV7b	Y	GELC	CAWA-22-242238	INV	W	04/11/2022	N3B-2022-1057	15262284
	ug/L	1.00	WS	U	U	U_LAB	Y	GELC	CAWA-22-242202	INV	W	04/15/2022	N3B-2022-1098	15265710
	ug/L	1.00	WG	U	U	U_LAB	Y	GELC	CAPA-22-243491	INV	W	04/12/2022	N3B-2022-1071	15263470
	ug/L	1.00	WG	U	U	U_LAB	Y	GELC	CAWA-22-243621	INV	W	04/06/2022	N3B-2022-1049	15254983
	ug/L	1.00	WG	U	UJ	SV7b	Y	GELC	CAWA-22-242254	INV	W	04/11/2022	N3B-2022-1057	15262351
	ug/L	1.00	WG	U	UJ	SV7b	Y	GELC	CAWA-22-242423	INV	W	04/05/2022	N3B-2022-1059	15253533
	ug/L	1.00	WS	U	U	U_LAB	Y	GELC	CAPA-22-243496	INV	W	04/12/2022	N3B-2022-1071	15263718
	ug/L	1.00	WG	U	UJ	SV12a	N	GELC	CAWA-22-242238	INV	W	04/11/2022	N3B-2022-1057	15262042
	mg/L	5.00	WG		J+	I6b	Y	GELC	CAWA-22-242237	INV	W	04/11/2022	N3B-2022-1057	15261927
	ug/L	1.00	WS	U	UJ	SV12a	N	GELC	CAWA-22-242202	INV	W	04/15/2022	N3B-2022-1098	15265673
	mg/L	2.00	WS		NQ	NQ	Y	GELC	CAWA-22-242201	INV	W	04/15/2022	N3B-2022-1098	15265282
	ug/L	1.00	WG	U	UJ	SV12a	N	GELC	CAPA-22-243491	INV	W	04/12/2022	N3B-2022-1071	15263376
	ug/L	1.00	WG	U	UJ	SV12a	N	GELC	CAWA-22-243621	INV	W	04/06/2022	N3B-2022-1049	15254975
	mg/L	5.00	WG		NQ	NQ	Y	GELC	CAPA-22-243490	INV	W	04/12/2022	N3B-2022-1071	15262721
	ug/L	1.00	WG	U	UJ	SV12a	N	GELC	CAWA-22-242254	INV	W	04/11/2022	N3B-2022-1057	15262306
	ug/L	1.00	WG	U	UJ	SV12a	Y	GELC	CAWA-22-242423	INV	W	04/05/2022	N3B-2022-1059	15253428
	ug/L	1.00	WS	U	UJ	SV12a	N	GELC	CAPA-22-243496	INV	W	04/12/2022	N3B-2022-1071	15263624
	mg/L	5.00	WG		NQ	NQ	Y	GELC	CAWA-22-242214	INV	W	04/06/2022	N3B-2022-1049	15254801
	ug/L	1.00	WG	U	U	U_LAB	Y	GELC	CAWA-22-242238	INV	W	04/11/2022	N3B-2022-1057	15262041
	ug/L	1.00	WS	U	U	U_LAB	Y	GELC	CAWA-22-242202	INV	W	04/15/2022	N3B-2022-1098	15265672
	ug/L	1.00	WG	U	U	U_LAB	Y	GELC	CAPA-22-243491	INV	W	04/12/2022	N3B-2022-1071	15263375
	ug/L	1.00	WG	U	U	U_LAB	Y	GELC	CAWA-22-243621	INV	W	04/06/2022	N3B-2022-1049	15254951
	ug/L	1.00	WG	U	U	U_LAB	Y	GELC	CAWA-22-242254	INV	W	04/11/2022	N3B-2022-1057	15262305
	ug/L	1.00	WG	U	U	U_LAB	Y	GELC	CAWA-22-242423	INV	W	04/05/2022	N3B-2022-1059	15253427
	ug/L	1.00	WS	U	U	U_LAB	Y	GELC	CAPA-22-243496	INV	W	04/12/2022	N3B-2022-1071	15263623
	mg/L	5.00	WG		J+	I6b	Y	GELC	CAWA-22-242253	INV	W	04/11/2022	N3B-2022-1057	15261931
	ug/L	2.00	WS	U	U	U_LAB	Y	GELC	CAWA-22-242202	INV	W	04/15/2022	N3B-2022-1098	15265410
	ug/L	2.00	WG	U	U	U_LAB	Y	GELC	CAPA-22-243491	INV	W	04/12/2022	N3B-2022-1071	15262810

Report Minimum Detectable Activity	Report Unit	Dilution Factor	Sample Type	Lab Qualifier	Validation Qualifier	Validation Reason Codes	Best Value	Lab ID	Field Sample ID	Sample Usage Code	Sample Matrix	Web Publish Date	COC #	Field Sample Result Record #
	mg/L	5.00	WG		J+	I6b	Y	GELC	CAWA-22-242422	INV	W	04/05/2022	N3B-2022-1059	15253393
	ug/L	2.00	WG	U	U	U_LAB	Y	GELC	CAWA-22-242246	INV	W	04/06/2022	N3B-2022-1049	15254862
	mg/L	5.00	WS		NQ	NQ	Y	GELC	CAPA-22-243495	INV	W	04/12/2022	N3B-2022-1071	15262736
	ug/L	2.00	WG	U	U	U_LAB	Y	GELC	CAWA-22-242423	INV	W	04/05/2022	N3B-2022-1059	15253565
	ug/L	2.00	WS	U	U	U_LAB	Y	GELC	CAPA-22-243496	INV	W	04/12/2022	N3B-2022-1071	15262833
	ug/L	1.00	WG	U	U	U_LAB	Y	GELC	CAWA-22-242238	INV	W	04/11/2022	N3B-2022-1057	15262188
	ug/L	1.00	WG	U	U	U_LAB	Y	GELC	CAWA-22-242240	QC	W	04/11/2022	N3B-2022-1057	15262269
	ug/L	1.00	WS	U	U	U_LAB	Y	GELC	CAWA-22-242204	QC	W	04/15/2022	N3B-2022-1098	15265624
	ug/L	1.00	WS	U	U	U_LAB	Y	GELC	CAWA-22-242202	INV	W	04/15/2022	N3B-2022-1098	15265543
	ug/L	1.00	WG	U	U	U_LAB	Y	GELC	CAPA-22-243494	QC	W	04/12/2022	N3B-2022-1071	15263575
	ug/L	1.00	WG	U	U	U_LAB	Y	GELC	CAPA-22-243491	INV	W	04/12/2022	N3B-2022-1071	15263491
	ug/L	1.00	WG	U	U	U_LAB	Y	GELC	CAWA-22-242218	QC	W	04/06/2022	N3B-2022-1049	15255068
	ug/L	1.00	WG	U	U	U_LAB	Y	GELC	CAWA-22-243621	INV	W	04/06/2022	N3B-2022-1049	15255149
	ug/L	1.00	WG	U	U	U_LAB	Y	GELC	CAWA-22-242256	QC	W	04/11/2022	N3B-2022-1057	15262527
	ug/L	1.00	WG	U	U	U_LAB	Y	GELC	CAWA-22-242254	INV	W	04/11/2022	N3B-2022-1057	15262446
	ug/L	1.00	WG	U	U	U_LAB	Y	GELC	CAWA-22-242423	INV	W	04/05/2022	N3B-2022-1059	15253554
	ug/L	1.00	WG	U	U	U_LAB	Y	GELC	CAWA-22-242425	QC	W	04/05/2022	N3B-2022-1059	15253647
	ug/L	1.00	WS	U	U	U_LAB	Y	GELC	CAPA-22-243498	QC	W	04/12/2022	N3B-2022-1071	15263824
	ug/L	1.00	WS	U	U	U_LAB	Y	GELC	CAPA-22-243496	INV	W	04/12/2022	N3B-2022-1071	15263739
	ug/L	1.00	WG	U	U	U_LAB	Y	GELC	CAWA-22-242238	INV	W	04/11/2022	N3B-2022-1057	15262112
	ug/L	1.00	WG	U	U	U_LAB	Y	GELC	CAWA-22-242240	QC	W	04/11/2022	N3B-2022-1057	15262193
	ug/L	1.00	WS	U	U	U_LAB	Y	GELC	CAWA-22-242204	QC	W	04/15/2022	N3B-2022-1098	15265548
	ug/L	1.00	WS	U	U	U_LAB	Y	GELC	CAWA-22-242202	INV	W	04/15/2022	N3B-2022-1098	15265467
	ug/L	1.00	WG	U	U	U_LAB	Y	GELC	CAPA-22-243491	INV	W	04/12/2022	N3B-2022-1071	15263336
	ug/L	1.00	WG	U	U	U_LAB	Y	GELC	CAPA-22-243494	QC	W	04/12/2022	N3B-2022-1071	15263499
	ug/L	1.00	WG	U	U	U_LAB	Y	GELC	CAWA-22-242218	QC	W	04/06/2022	N3B-2022-1049	15255040
	ug/L	1.00	WG	U	U	U_LAB	Y	GELC	CAWA-22-243621	INV	W	04/06/2022	N3B-2022-1049	15255121
	ug/L	1.00	WG	U	U	U_LAB	Y	GELC	CAWA-22-242254	INV	W	04/11/2022	N3B-2022-1057	15262375
	ug/L	1.00	WG	U	U	U_LAB	Y	GELC	CAWA-22-242256	QC	W	04/11/2022	N3B-2022-1057	15262451
	ug/L	1.00	WG	U	U	U_LAB	Y	GELC	CAWA-22-242423	INV	W	04/05/2022	N3B-2022-1059	15253352
	ug/L	1.00	WG	U	U	U_LAB	Y	GELC	CAWA-22-242425	QC	W	04/05/2022	N3B-2022-1059	15253571
	ug/L	1.00	WS	U	U	U_LAB	Y	GELC	CAPA-22-243498	QC	W	04/12/2022	N3B-2022-1071	15263748
	ug/L	1.00	WS	U	U	U_LAB	Y	GELC	CAPA-22-243496	INV	W	04/12/2022	N3B-2022-1071	15263584
	ug/L	1.00	WG	U	U	U_LAB	Y	GELC	CAWA-22-242238	INV	W	04/11/2022	N3B-2022-1057	15262050
	ug/L	1.00	WS	U	U	U_LAB	Y	GELC	CAWA-22-242202	INV	W	04/15/2022	N3B-2022-1098	15265683
	ug/L	1.00	WG	U	U	U_LAB	Y	GELC	CAPA-22-243491	INV	W	04/12/2022	N3B-2022-1071	15263396
	ug/L	1.00	WG	U	U	U_LAB	Y	GELC	CAWA-22-243621	INV	W	04/06/2022	N3B-2022-1049	15254959
	ug/L	1.00	WG	U	U	U_LAB	Y	GELC	CAWA-22-242254	INV	W	04/11/2022	N3B-2022-1057	15262316
	ug/L	1.00	WG	U	U	U_LAB	Y	GELC	CAWA-22-242423	INV	W	04/05/2022	N3B-2022-1059	15253448
	ug/L	1.00	WS	U	U	U_LAB	Y	GELC	CAPA-22-243496	INV	W	04/12/2022	N3B-2022-1071	15263644
	ug/L	1.00	WG	U	U	U_LAB	Y	GELC	CAWA-22-242238	INV	W	04/11/2022	N3B-2022-1057	15262078
	ug/L	1.00	WS	U	U	U_LAB	Y	GELC	CAWA-22-242202	INV	W	04/15/2022	N3B-2022-1098	15265705
	ug/L	1.00	WG	U	U	U_LAB	Y	GELC	CAPA-22-243491	INV	W	04/12/2022	N3B-2022-1071	15263462
	ug/L	1.00	WG	U	U	U_LAB	Y	GELC	CAWA-22-243621	INV	W	04/06/2022	N3B-2022-1049	15254947

Report Minimum Detectable Activity	Report Unit	Dilution Factor	Sample Type	Lab Qualifier	Validation Qualifier	Validation Reason Codes	Best Value	Lab ID	Field Sample ID	Sample Usage Code	Sample Matrix	Web Publish Date	COC #	Field Sample Result Record #
	ug/L	1.00	WG	U	U	U_LAB	Y	GELC	CAWA-22-242254	INV	W	04/11/2022	N3B-2022-1057	15262345
	ug/L	1.00	WG	U	U	U_LAB	Y	GELC	CAWA-22-242423	INV	W	04/05/2022	N3B-2022-1059	15253524
	ug/L	1.00	WS	U	U	U_LAB	Y	GELC	CAPA-22-243496	INV	W	04/12/2022	N3B-2022-1071	15263710
	ug/L	1.00	WG		NQ	NQ	Y	GELC	CAWA-22-242238	INV	W	04/11/2022	N3B-2022-1057	15262099
	ug/L	1.00	WS	J	J	J_LAB	Y	GELC	CAWA-22-242202	INV	W	04/15/2022	N3B-2022-1098	15265722
	ug/L	1.00	WG	J	J	J_LAB	Y	GELC	CAPA-22-243491	INV	W	04/12/2022	N3B-2022-1071	15263377
	ug/L	1.00	WG		NQ	NQ	Y	GELC	CAWA-22-243621	INV	W	04/06/2022	N3B-2022-1049	15254974
	ug/L	1.00	WG		NQ	NQ	Y	GELC	CAWA-22-242254	INV	W	04/11/2022	N3B-2022-1057	15262367
	ug/L	1.00	WS	J	J	J_LAB	Y	GELC	CAPA-22-243496	INV	W	04/12/2022	N3B-2022-1071	15263625
	ug/L	2.00	WG	J	J	J_LAB	Y	GELC	CAWA-22-242238	INV	W	04/11/2022	N3B-2022-1057	15261968
	ug/L	2.00	WG	J	J	J_LAB	Y	GELC	CAWA-22-243621	INV	W	04/06/2022	N3B-2022-1049	15254885
2.22	pCi/L	1.00	WG	U	UJ	R5d	Y	GELC	CAWA-22-242238	INV	W	04/11/2022	N3B-2022-1057	15261987
2.85	pCi/L	1.00	WS	U	UJ	RB9,RD5,R5u	Y	GELC	CAWA-22-242202	INV	W	04/15/2022	N3B-2022-1098	15265339
2.57	pCi/L	1.00	WG	U	UJ	R5d	Y	GELC	CAPA-22-243491	INV	W	04/12/2022	N3B-2022-1071	15262877
2.51	pCi/L	1.00	WG	U	UJ	R5d	Y	GELC	CAWA-22-243621	INV	W	04/06/2022	N3B-2022-1049	15254890
2.13	pCi/L	1.00	WG	U	U	R5u	Y	GELC	CAWA-22-242254	INV	W	04/11/2022	N3B-2022-1057	15261989
2.22	pCi/L	1.00	WS	U	U	R5u	Y	GELC	CAPA-22-243496	INV	W	04/12/2022	N3B-2022-1071	15262894
	ug/L	2.00	WG	J	J	J_LAB	Y	GELC	CAWA-22-242254	INV	W	04/11/2022	N3B-2022-1057	15262109
2.67	pCi/L	1.00	WS	U	UJ	RB9,RD5,R5d	Y	GELC	CAWA-22-242202	INV	W	04/15/2022	N3B-2022-1098	15265340
	mg/L	1.00	WG		NQ	NQ	Y	GELC	CAWA-22-242237	INV	W	04/11/2022	N3B-2022-1057	15261928
	mg/L	1.00	WS		NQ	NQ	Y	GELC	CAWA-22-242201	INV	W	04/15/2022	N3B-2022-1098	15265283
	mg/L	1.00	WG		NQ	NQ	Y	GELC	CAPA-22-243490	INV	W	04/12/2022	N3B-2022-1071	15262715
	mg/L	1.00	WG		NQ	NQ	Y	GELC	CAWA-22-242214	INV	W	04/06/2022	N3B-2022-1049	15254829
	mg/L	1.00	WG		NQ	NQ	Y	GELC	CAWA-22-242253	INV	W	04/11/2022	N3B-2022-1057	15261932
	mg/L	1.00	WG		NQ	NQ	Y	GELC	CAWA-22-242422	INV	W	04/05/2022	N3B-2022-1059	15253388
	mg/L	1.00	WS		NQ	NQ	Y	GELC	CAPA-22-243495	INV	W	04/12/2022	N3B-2022-1071	15262730
2.80	pCi/L	1.00	WG		NQ	NQ	Y	GELC	CAWA-22-242238	INV	W	04/11/2022	N3B-2022-1057	15261988
2.91	pCi/L	1.00	WG		NQ	NQ	Y	GELC	CAPA-22-243491	INV	W	04/12/2022	N3B-2022-1071	15262879
2.46	pCi/L	1.00	WG		NQ	NQ	Y	GELC	CAWA-22-243621	INV	W	04/06/2022	N3B-2022-1049	15254892
2.92	pCi/L	1.00	WG		NQ	NQ	Y	GELC	CAWA-22-242254	INV	W	04/11/2022	N3B-2022-1057	15261990
2.12	pCi/L	1.00	WS		NQ	NQ	Y	GELC	CAPA-22-243496	INV	W	04/12/2022	N3B-2022-1071	15262896
	mg/L	1.00	WG		NQ	NQ	Y	GELC	CAWA-22-242237	INV	W	04/11/2022	N3B-2022-1057	15261872
	ug/L	1.00	WG	U	U	U_LAB	Y	GELC	CAWA-22-242238	INV	W	04/11/2022	N3B-2022-1057	15262037
	ug/L	1.00	WS	U	U	U_LAB	Y	GELC	CAWA-22-242202	INV	W	04/15/2022	N3B-2022-1098	15265668
	ug/L	1.00	WG	U	U	U_LAB	Y	GELC	CAPA-22-243491	INV	W	04/12/2022	N3B-2022-1071	15263369
	ug/L	1.00	WG	U	U	U_LAB	Y	GELC	CAWA-22-243621	INV	W	04/06/2022	N3B-2022-1049	15254982
	ug/L	1.00	WG	U	U	U_LAB	Y	GELC	CAWA-22-242254	INV	W	04/11/2022	N3B-2022-1057	15262300
	ug/L	1.00	WG	U	U	U_LAB	Y	GELC	CAWA-22-242423	INV	W	04/05/2022	N3B-2022-1059	15253418
	ug/L	1.00	WS	U	U	U_LAB	Y	GELC	CAPA-22-243496	INV	W	04/12/2022	N3B-2022-1071	15263617
	ug/L	1.00	WG	U	U	U_LAB	Y	GELC	CAWA-22-242238	INV	W	04/11/2022	N3B-2022-1057	15262180
	ug/L	1.00	WG	U	U	U_LAB	Y	GELC	CAWA-22-242240	QC	W	04/11/2022	N3B-2022-1057	15262261
	ug/L	1.00	WG	U	U	U_LAB	N	GELC	CAWA-22-242238	INV	W	04/11/2022	N3B-2022-1057	15262079
	ug/L	1.00	WS	U	U	U_LAB	Y	GELC	CAWA-22-242204	QC	W	04/15/2022	N3B-2022-1098	15265616
	ug/L	1.00	WS	U	U	U_LAB	Y	GELC	CAWA-22-242202	INV	W	04/15/2022	N3B-2022-1098	15265535

Report Minimum Detectable Activity	Report Unit	Dilution Factor	Sample Type	Lab Qualifier	Validation Qualifier	Validation Reason Codes	Best Value	Lab ID	Field Sample ID	Sample Usage Code	Sample Matrix	Web Publish Date	COC #	Field Sample Result Record #
	ug/L	1.00	WS	U	U	U_LAB	N	GELC	CAWA-22-242202	INV	W	04/15/2022	N3B-2022-1098	15265706
	ug/L	1.00	WG	U	U	U_LAB	Y	GELC	CAPA-22-243491	INV	W	04/12/2022	N3B-2022-1071	15263464
	ug/L	1.00	WG	U	U	U_LAB	Y	GELC	CAPA-22-243494	QC	W	04/12/2022	N3B-2022-1071	15263567
	ug/L	1.00	WG	U	U	U_LAB	N	GELC	CAPA-22-243491	INV	W	04/12/2022	N3B-2022-1071	15263465
	ug/L	1.00	WG	U	U	U_LAB	Y	GELC	CAWA-22-242218	QC	W	04/06/2022	N3B-2022-1049	15255066
	ug/L	1.00	WG	U	U	U_LAB	Y	GELC	CAWA-22-243621	INV	W	04/06/2022	N3B-2022-1049	15255147
	ug/L	1.00	WG	U	U	U_LAB	N	GELC	CAWA-22-243621	INV	W	04/06/2022	N3B-2022-1049	15254930
	ug/L	1.00	WG	U	U	U_LAB	Y	GELC	CAWA-22-242254	INV	W	04/11/2022	N3B-2022-1057	15262438
	ug/L	1.00	WG	U	U	U_LAB	Y	GELC	CAWA-22-242256	QC	W	04/11/2022	N3B-2022-1057	15262519
	ug/L	1.00	WG	U	U	U_LAB	N	GELC	CAWA-22-242254	INV	W	04/11/2022	N3B-2022-1057	15262346
	ug/L	1.00	WG	U	U	U_LAB	Y	GELC	CAWA-22-242423	INV	W	04/05/2022	N3B-2022-1059	15253526
	ug/L	1.00	WG	U	U	U_LAB	Y	GELC	CAWA-22-242425	QC	W	04/05/2022	N3B-2022-1059	15253639
	ug/L	1.00	WG	U	U	U_LAB	N	GELC	CAWA-22-242423	INV	W	04/05/2022	N3B-2022-1059	15253527
	ug/L	1.00	WS	U	U	U_LAB	Y	GELC	CAPA-22-243498	QC	W	04/12/2022	N3B-2022-1071	15263816
	ug/L	1.00	WS	U	U	U_LAB	Y	GELC	CAPA-22-243496	INV	W	04/12/2022	N3B-2022-1071	15263712
	ug/L	1.00	WS	U	U	U_LAB	N	GELC	CAPA-22-243496	INV	W	04/12/2022	N3B-2022-1071	15263713
	ug/L	1.00	WG	U	U	U_LAB	Y	GELC	CAWA-22-242238	INV	W	04/11/2022	N3B-2022-1057	15262071
	ug/L	1.00	WS	U	U	U_LAB	Y	GELC	CAWA-22-242202	INV	W	04/15/2022	N3B-2022-1098	15265699
	ug/L	1.00	WG	U	U	U_LAB	Y	GELC	CAPA-22-243491	INV	W	04/12/2022	N3B-2022-1071	15263448
	ug/L	1.00	WG	U	U	U_LAB	Y	GELC	CAWA-22-243621	INV	W	04/06/2022	N3B-2022-1049	15254934
	ug/L	1.00	WG	U	U	U_LAB	Y	GELC	CAWA-22-242254	INV	W	04/11/2022	N3B-2022-1057	15262338
	ug/L	1.00	WG	U	U	U_LAB	Y	GELC	CAWA-22-242423	INV	W	04/05/2022	N3B-2022-1059	15253508
	ug/L	1.00	WS	U	U	U_LAB	Y	GELC	CAPA-22-243496	INV	W	04/12/2022	N3B-2022-1071	15263696
	ug/L	1.00	WG	U	U	U_LAB	Y	GELC	CAWA-22-242238	INV	W	04/11/2022	N3B-2022-1057	15262069
	ug/L	1.00	WS	U	U	U_LAB	Y	GELC	CAWA-22-242202	INV	W	04/15/2022	N3B-2022-1098	15265388
	ug/L	1.00	WG	U	U	U_LAB	Y	GELC	CAPA-22-243491	INV	W	04/12/2022	N3B-2022-1071	15263426
	ug/L	1.00	WG	U	U	U_LAB	Y	GELC	CAWA-22-243621	INV	W	04/06/2022	N3B-2022-1049	15254919
	ug/L	1.00	WG	U	U	U_LAB	Y	GELC	CAWA-22-242254	INV	W	04/11/2022	N3B-2022-1057	15262336
	ug/L	1.00	WG	U	U	U_LAB	Y	GELC	CAWA-22-242423	INV	W	04/05/2022	N3B-2022-1059	15253486
	ug/L	1.00	WS	U	U	U_LAB	Y	GELC	CAPA-22-243496	INV	W	04/12/2022	N3B-2022-1071	15263674
	ug/L	1.00	WG	U	U	U_LAB	Y	GELC	CAWA-22-242238	INV	W	04/11/2022	N3B-2022-1057	15262146
	ug/L	1.00	WG	U	U	U_LAB	Y	GELC	CAWA-22-242240	QC	W	04/11/2022	N3B-2022-1057	15262227
	ug/L	1.00	WS	U	U	U_LAB	Y	GELC	CAWA-22-242202	INV	W	04/15/2022	N3B-2022-1098	15265501
	ug/L	1.00	WS	U	U	U_LAB	Y	GELC	CAWA-22-242204	QC	W	04/15/2022	N3B-2022-1098	15265582
	ug/L	1.00	WG	U	U	U_LAB	Y	GELC	CAPA-22-243494	QC	W	04/12/2022	N3B-2022-1071	15263533
	ug/L	1.00	WG	U	U	U_LAB	Y	GELC	CAPA-22-243491	INV	W	04/12/2022	N3B-2022-1071	15263413
	ug/L	1.00	WG	U	U	U_LAB	Y	GELC	CAWA-22-242218	QC	W	04/06/2022	N3B-2022-1049	15255034
	ug/L	1.00	WG	U	U	U_LAB	Y	GELC	CAWA-22-243621	INV	W	04/06/2022	N3B-2022-1049	15255115
	ug/L	1.00	WG	U	U	U_LAB	Y	GELC	CAWA-22-242256	QC	W	04/11/2022	N3B-2022-1057	15262485
	ug/L	1.00	WG	U	U	U_LAB	Y	GELC	CAWA-22-242254	INV	W	04/11/2022	N3B-2022-1057	15262409
	ug/L	1.00	WG	U	U	U_LAB	Y	GELC	CAWA-22-242423	INV	W	04/05/2022	N3B-2022-1059	15253469
	ug/L	1.00	WG	U	U	U_LAB	Y	GELC	CAWA-22-242425	QC	W	04/05/2022	N3B-2022-1059	15253605
	ug/L	1.00	WS	U	U	U_LAB	Y	GELC	CAPA-22-243496	INV	W	04/12/2022	N3B-2022-1071	15263661
	ug/L	1.00	WS	U	U	U_LAB	Y	GELC	CAPA-22-243498	QC	W	04/12/2022	N3B-2022-1071	15263782

Report Minimum Detectable Activity	Report Unit	Dilution Factor	Sample Type	Lab Qualifier	Validation Qualifier	Validation Reason Codes	Best Value	Lab ID	Field Sample ID	Sample Usage Code	Sample Matrix	Web Publish Date	COC #	Field Sample Result Record #
	mg/L	1.00	WS		NQ	NQ	Y	GELC	CAWA-22-242201	INV	W	04/15/2022	N3B-2022-1098	15265227
	ug/L	2.00	WS	U	U	U_LAB	Y	GELC	CAWA-22-242202	INV	W	04/15/2022	N3B-2022-1098	15265397
	mg/L	1.00	WS		NQ	NQ	Y	GELC	CAWA-22-242202	INV	W	04/15/2022	N3B-2022-1098	15265243
	mg/L	1.00	WG		NQ	NQ	Y	GELC	CAPA-22-243490	INV	W	04/12/2022	N3B-2022-1071	15262622
	ug/L	2.00	WG	U	U	U_LAB	Y	GELC	CAWA-22-242246	INV	W	04/06/2022	N3B-2022-1049	15254818
	mg/L	1.00	WG		NQ	NQ	Y	GELC	CAWA-22-242214	INV	W	04/06/2022	N3B-2022-1049	15254832
	mg/L	1.00	WG		NQ	NQ	Y	GELC	CAWA-22-242253	INV	W	04/11/2022	N3B-2022-1057	15261888
	ug/L	1.00	WG	U	U	U_LAB	Y	GELC	CAWA-22-242238	INV	W	04/11/2022	N3B-2022-1057	15262048
	ug/L	1.00	WS	U	U	U_LAB	Y	GELC	CAWA-22-242202	INV	W	04/15/2022	N3B-2022-1098	15265681
	ug/L	1.00	WG	U	U	U_LAB	Y	GELC	CAPA-22-243491	INV	W	04/12/2022	N3B-2022-1071	15263394
	ug/L	1.00	WG	U	U	U_LAB	Y	GELC	CAWA-22-243621	INV	W	04/06/2022	N3B-2022-1049	15254971
	ug/L	1.00	WG	U	U	U_LAB	Y	GELC	CAWA-22-242254	INV	W	04/11/2022	N3B-2022-1057	15262314
	ug/L	1.00	WG	U	U	U_LAB	Y	GELC	CAWA-22-242423	INV	W	04/05/2022	N3B-2022-1059	15253445
	ug/L	1.00	WS	U	U	U_LAB	Y	GELC	CAPA-22-243496	INV	W	04/12/2022	N3B-2022-1071	15263642
	ug/L	1.00	WG	U	U	U_LAB	Y	GELC	CAWA-22-242238	INV	W	04/11/2022	N3B-2022-1057	15262157
	ug/L	1.00	WG	U	U	U_LAB	Y	GELC	CAWA-22-242240	QC	W	04/11/2022	N3B-2022-1057	15262238
	ug/L	1.00	WS	U	U	U_LAB	Y	GELC	CAWA-22-242204	QC	W	04/15/2022	N3B-2022-1098	15265593
	ug/L	1.00	WS	U	U	U_LAB	Y	GELC	CAWA-22-242202	INV	W	04/15/2022	N3B-2022-1098	15265512
	ug/L	1.00	WG	U	U	U_LAB	Y	GELC	CAPA-22-243494	QC	W	04/12/2022	N3B-2022-1071	15263544
	ug/L	1.00	WG	U	U	U_LAB	Y	GELC	CAPA-22-243491	INV	W	04/12/2022	N3B-2022-1071	15263433
	ug/L	1.00	WG	U	U	U_LAB	Y	GELC	CAWA-22-242218	QC	W	04/06/2022	N3B-2022-1049	15254999
	ug/L	1.00	WG	U	U	U_LAB	Y	GELC	CAWA-22-243621	INV	W	04/06/2022	N3B-2022-1049	15255080
	ug/L	1.00	WG	U	U	U_LAB	Y	GELC	CAWA-22-242256	QC	W	04/11/2022	N3B-2022-1057	15262496
	ug/L	1.00	WG	U	U	U_LAB	Y	GELC	CAWA-22-242254	INV	W	04/11/2022	N3B-2022-1057	15262418
	ug/L	1.00	WG	U	U	U_LAB	Y	GELC	CAWA-22-242423	INV	W	04/05/2022	N3B-2022-1059	15253493
	ug/L	1.00	WG	U	U	U_LAB	Y	GELC	CAWA-22-242425	QC	W	04/05/2022	N3B-2022-1059	15253616
	ug/L	1.00	WS	U	U	U_LAB	Y	GELC	CAPA-22-243496	INV	W	04/12/2022	N3B-2022-1071	15263681
	ug/L	1.00	WS	U	U	U_LAB	Y	GELC	CAPA-22-243498	QC	W	04/12/2022	N3B-2022-1071	15263793
	mg/L	1.00	WG		NQ	NQ	Y	GELC	CAWA-22-242422	INV	W	04/05/2022	N3B-2022-1059	15253386
	mg/L	1.00	WS		NQ	NQ	Y	GELC	CAPA-22-243495	INV	W	04/12/2022	N3B-2022-1071	15262653
	mg/L	1.00	WS		NQ	NQ	Y	GELC	CAPA-22-243496	INV	W	04/12/2022	N3B-2022-1071	15262683
	ug/L	2.00	WG		NQ	NQ	Y	GELC	CAWA-22-242238	INV	W	04/11/2022	N3B-2022-1057	15261952
	ug/L	1.00	WG	U	U	U_LAB	Y	GELC	CAWA-22-242214	INV	W	04/06/2022	N3B-2022-1049	15254850
	ug/L	2.00	WG		NQ	NQ	Y	GELC	CAPA-22-243491	INV	W	04/12/2022	N3B-2022-1071	15262799
	ug/L	2.00	WG		NQ	NQ	Y	GELC	CAWA-22-243621	INV	W	04/06/2022	N3B-2022-1049	15254874
	ug/L	2.00	WG		NQ	NQ	Y	GELC	CAWA-22-242254	INV	W	04/11/2022	N3B-2022-1057	15261975
	ug/L	1.00	WG	U	U	U_LAB	Y	GELC	CAWA-22-242238	INV	W	04/11/2022	N3B-2022-1057	15262172
	ug/L	1.00	WG	U	U	U_LAB	Y	GELC	CAWA-22-242240	QC	W	04/11/2022	N3B-2022-1057	15262253
	ug/L	1.00	WS	U	U	U_LAB	Y	GELC	CAWA-22-242204	QC	W	04/15/2022	N3B-2022-1098	15265608
	ug/L	1.00	WS	U	U	U_LAB	Y	GELC	CAWA-22-242202	INV	W	04/15/2022	N3B-2022-1098	15265527
	ug/L	1.00	WG	U	U	U_LAB	Y	GELC	CAPA-22-243491	INV	W	04/12/2022	N3B-2022-1071	15263450
	ug/L	1.00	WG	U	U	U_LAB	Y	GELC	CAPA-22-243494	QC	W	04/12/2022	N3B-2022-1071	15263559
	ug/L	1.00	WG	U	U	U_LAB	Y	GELC	CAWA-22-242218	QC	W	04/06/2022	N3B-2022-1049	15255002
	ug/L	1.00	WG	U	U	U_LAB	Y	GELC	CAWA-22-243621	INV	W	04/06/2022	N3B-2022-1049	15255083

Report Minimum Detectable Activity	Report Unit	Dilution Factor	Sample Type	Lab Qualifier	Validation Qualifier	Validation Reason Codes	Best Value	Lab ID	Field Sample ID	Sample Usage Code	Sample Matrix	Web Publish Date	COC #	Field Sample Result Record #
	ug/L	1.00	WG	U	U	U_LAB	Y	GELC	CAWA-22-242254	INV	W	04/11/2022	N3B-2022-1057	15262430
	ug/L	1.00	WG	U	U	U_LAB	Y	GELC	CAWA-22-242256	QC	W	04/11/2022	N3B-2022-1057	15262511
	ug/L	1.00	WG	U	U	U_LAB	Y	GELC	CAWA-22-242423	INV	W	04/05/2022	N3B-2022-1059	15253512
	ug/L	1.00	WG	U	U	U_LAB	Y	GELC	CAWA-22-242425	QC	W	04/05/2022	N3B-2022-1059	15253631
	ug/L	1.00	WS	U	U	U_LAB	Y	GELC	CAPA-22-243498	QC	W	04/12/2022	N3B-2022-1071	15263808
	ug/L	1.00	WS	U	U	U_LAB	Y	GELC	CAPA-22-243496	INV	W	04/12/2022	N3B-2022-1071	15263698
	ug/L	1.00	WG	U	U	U_LAB	Y	GELC	CAWA-22-242238	INV	W	04/11/2022	N3B-2022-1057	15262072
	ug/L	1.00	WS	U	U	U_LAB	Y	GELC	CAWA-22-242202	INV	W	04/15/2022	N3B-2022-1098	15265389
	ug/L	1.00	WG	U	U	U_LAB	Y	GELC	CAPA-22-243491	INV	W	04/12/2022	N3B-2022-1071	15263449
	ug/L	1.00	WG	U	U	U_LAB	Y	GELC	CAWA-22-243621	INV	W	04/06/2022	N3B-2022-1049	15254921
	ug/L	1.00	WG	U	U	U_LAB	Y	GELC	CAWA-22-242254	INV	W	04/11/2022	N3B-2022-1057	15262339
	ug/L	1.00	WG	U	U	U_LAB	Y	GELC	CAWA-22-242423	INV	W	04/05/2022	N3B-2022-1059	15253511
	ug/L	1.00	WS	U	U	U_LAB	Y	GELC	CAPA-22-243496	INV	W	04/12/2022	N3B-2022-1071	15263697
	ug/L	1.00	WG	U	U	U_LAB	Y	GELC	CAWA-22-242238	INV	W	04/11/2022	N3B-2022-1057	15262190
	ug/L	1.00	WG	U	U	U_LAB	Y	GELC	CAWA-22-242240	QC	W	04/11/2022	N3B-2022-1057	15262271
	ug/L	1.00	WS	U	U	U_LAB	Y	GELC	CAWA-22-242204	QC	W	04/15/2022	N3B-2022-1098	15265626
	ug/L	1.00	WS	U	U	U_LAB	Y	GELC	CAWA-22-242202	INV	W	04/15/2022	N3B-2022-1098	15265545
	ug/L	1.00	WG	U	U	U_LAB	Y	GELC	CAPA-22-243494	QC	W	04/12/2022	N3B-2022-1071	15263577
	ug/L	1.00	WG	U	U	U_LAB	Y	GELC	CAPA-22-243491	INV	W	04/12/2022	N3B-2022-1071	15263493
	ug/L	1.00	WG	U	U	U_LAB	Y	GELC	CAWA-22-242218	QC	W	04/06/2022	N3B-2022-1049	15255045
	ug/L	1.00	WG	U	U	U_LAB	Y	GELC	CAWA-22-243621	INV	W	04/06/2022	N3B-2022-1049	15255126
	ug/L	1.00	WG	U	U	U_LAB	Y	GELC	CAWA-22-242256	QC	W	04/11/2022	N3B-2022-1057	15262529
	ug/L	1.00	WG	U	U	U_LAB	Y	GELC	CAWA-22-242254	INV	W	04/11/2022	N3B-2022-1057	15262448
	ug/L	1.00	WG	U	U	U_LAB	Y	GELC	CAWA-22-242423	INV	W	04/05/2022	N3B-2022-1059	15253556
	ug/L	1.00	WG	U	U	U_LAB	Y	GELC	CAWA-22-242425	QC	W	04/05/2022	N3B-2022-1059	15253649
	ug/L	1.00	WS	U	U	U_LAB	Y	GELC	CAPA-22-243498	QC	W	04/12/2022	N3B-2022-1071	15263826
	ug/L	1.00	WS	U	U	U_LAB	Y	GELC	CAPA-22-243496	INV	W	04/12/2022	N3B-2022-1071	15263741
	ug/L	1.00	WG	U	U	U_LAB	Y	GELC	CAWA-22-242238	INV	W	04/11/2022	N3B-2022-1057	15262191
	ug/L	1.00	WG	U	U	U_LAB	Y	GELC	CAWA-22-242240	QC	W	04/11/2022	N3B-2022-1057	15262272
	ug/L	1.00	WS	U	U	U_LAB	Y	GELC	CAWA-22-242204	QC	W	04/15/2022	N3B-2022-1098	15265627
	ug/L	1.00	WS	U	U	U_LAB	Y	GELC	CAWA-22-242202	INV	W	04/15/2022	N3B-2022-1098	15265546
	ug/L	1.00	WG	U	U	U_LAB	Y	GELC	CAPA-22-243494	QC	W	04/12/2022	N3B-2022-1071	15263578
	ug/L	1.00	WG	U	U	U_LAB	Y	GELC	CAPA-22-243491	INV	W	04/12/2022	N3B-2022-1071	15263496
	ug/L	1.00	WG	U	U	U_LAB	Y	GELC	CAWA-22-242218	QC	W	04/06/2022	N3B-2022-1049	15255056
	ug/L	1.00	WG	U	U	U_LAB	Y	GELC	CAWA-22-243621	INV	W	04/06/2022	N3B-2022-1049	15255137
	ug/L	1.00	WG	U	U	U_LAB	Y	GELC	CAWA-22-242256	QC	W	04/11/2022	N3B-2022-1057	15262530
	ug/L	1.00	WG	U	U	U_LAB	Y	GELC	CAWA-22-242254	INV	W	04/11/2022	N3B-2022-1057	15262449
	ug/L	1.00	WG	U	U	U_LAB	Y	GELC	CAWA-22-242423	INV	W	04/05/2022	N3B-2022-1059	15253563
	ug/L	1.00	WG	U	U	U_LAB	Y	GELC	CAWA-22-242425	QC	W	04/05/2022	N3B-2022-1059	15253650
	ug/L	1.00	WS	U	U	U_LAB	Y	GELC	CAPA-22-243498	QC	W	04/12/2022	N3B-2022-1071	15263827
	ug/L	1.00	WS	U	U	U_LAB	Y	GELC	CAPA-22-243496	INV	W	04/12/2022	N3B-2022-1071	15263744
	ug/L	1.00	WG	U	U	U_LAB	Y	GELC	CAWA-22-242237	INV	W	04/11/2022	N3B-2022-1057	15261871
	ug/L	1.00	WS	U	U	U_LAB	Y	GELC	CAWA-22-242201	INV	W	04/15/2022	N3B-2022-1098	15265226
	ug/L	1.00	WS	U	U	U_LAB	Y	GELC	CAWA-22-242202	INV	W	04/15/2022	N3B-2022-1098	15265267

Report Minimum Detectable Activity	Report Unit	Dilution Factor	Sample Type	Lab Qualifier	Validation Qualifier	Validation Reason Codes	Best Value	Lab ID	Field Sample ID	Sample Usage Code	Sample Matrix	Web Publish Date	COC #	Field Sample Result Record #
	ug/L	1.00	WG	U	U	U_LAB	Y	GELC	CAPA-22-243490	INV	W	04/12/2022	N3B-2022-1071	15262605
	ug/L	1.00	WG	U	U	U_LAB	Y	GELC	CAWA-22-242214	INV	W	04/06/2022	N3B-2022-1049	15254849
	ug/L	1.00	WG	U	U	U_LAB	Y	GELC	CAWA-22-242253	INV	W	04/11/2022	N3B-2022-1057	15261911
	ug/L	1.00	WG	U	U	U_LAB	Y	GELC	CAWA-22-242422	INV	W	04/05/2022	N3B-2022-1059	15253376
	ug/L	2.00	WG		NQ	NQ	Y	GELC	CAWA-22-242423	INV	W	04/05/2022	N3B-2022-1059	15253452
	ug/L	2.00	WS	J	J	J_LAB	Y	GELC	CAPA-22-243496	INV	W	04/12/2022	N3B-2022-1071	15262822
	ug/L	1.00	WG	J	J	J_LAB	Y	GELC	CAWA-22-242237	INV	W	04/11/2022	N3B-2022-1057	15261867
	ug/L	1.00	WS		NQ	NQ	Y	GELC	CAWA-22-242201	INV	W	04/15/2022	N3B-2022-1098	15265222
	ug/L	1.00	WS		NQ	NQ	Y	GELC	CAWA-22-242202	INV	W	04/15/2022	N3B-2022-1098	15265251
	ug/L	1.00	WG		NQ	NQ	Y	GELC	CAPA-22-243490	INV	W	04/12/2022	N3B-2022-1071	15262604
	ug/L	1.00	WG		NQ	NQ	Y	GELC	CAWA-22-242253	INV	W	04/11/2022	N3B-2022-1057	15261896
	ug/L	1.00	WG		NQ	NQ	Y	GELC	CAWA-22-242422	INV	W	04/05/2022	N3B-2022-1059	15253387
	ug/L	1.00	WS	J	J	J_LAB	Y	GELC	CAPA-22-243495	INV	W	04/12/2022	N3B-2022-1071	15262636
	ug/L	1.00	WS	J	J	J_LAB	Y	GELC	CAPA-22-243496	INV	W	04/12/2022	N3B-2022-1071	15262666
	mg/L	1.00	WG		NQ	NQ	Y	GELC	CAWA-22-242237	INV	W	04/11/2022	N3B-2022-1057	15261868
	mg/L	1.00	WS		NQ	NQ	Y	GELC	CAWA-22-242201	INV	W	04/15/2022	N3B-2022-1098	15265223
	mg/L	1.00	WS		NQ	NQ	Y	GELC	CAWA-22-242202	INV	W	04/15/2022	N3B-2022-1098	15265253
	ug/L	1.00	WG	U	U	U_LAB	Y	GELC	CAWA-22-242237	INV	W	04/11/2022	N3B-2022-1057	15261874
	ug/L	1.00	WS	U	U	U_LAB	Y	GELC	CAWA-22-242201	INV	W	04/15/2022	N3B-2022-1098	15265229
	mg/L	1.00	WG		NQ	NQ	Y	GELC	CAPA-22-243490	INV	W	04/12/2022	N3B-2022-1071	15262606
	ug/L	1.00	WG	U	U	U_LAB	Y	GELC	CAWA-22-242214	INV	W	04/06/2022	N3B-2022-1049	15254847
	mg/L	1.00	WG		NQ	NQ	Y	GELC	CAPA-22-243490	INV	W	04/12/2022	N3B-2022-1071	15262606
	ug/L	1.00	WG	U	U	U_LAB	Y	GELC	CAWA-22-242214	INV	W	04/06/2022	N3B-2022-1049	15254847
	ug/L	1.00	WG	U	U	U_LAB	Y	GELC	CAWA-22-242253	INV	W	04/11/2022	N3B-2022-1057	15261899
	mg/L	1.00	WG		NQ	NQ	Y	GELC	CAWA-22-242214	INV	W	04/06/2022	N3B-2022-1049	15254848
	mg/L	1.00	WG		NQ	NQ	Y	GELC	CAWA-22-242253	INV	W	04/11/2022	N3B-2022-1057	15261898
	mg/L	1.00	WG		NQ	NQ	Y	GELC	CAWA-22-242422	INV	W	04/05/2022	N3B-2022-1059	15253383
	ug/L	1.00	WG	U	U	U_LAB	Y	GELC	CAWA-22-242237	INV	W	04/11/2022	N3B-2022-1057	15261887
	ug/L	1.00	WG	U	U	U_LAB	Y	GELC	CAWA-22-242238	INV	W	04/11/2022	N3B-2022-1057	15261917
	ug/L	1.00	WS	U	U	U_LAB	Y	GELC	CAWA-22-242201	INV	W	04/15/2022	N3B-2022-1098	15265242
	ug/L	1.00	WS	U	U	U_LAB	Y	GELC	CAWA-22-242202	INV	W	04/15/2022	N3B-2022-1098	15265274
	ug/L	1.00	WG	U	U	U_LAB	Y	GELC	CAPA-22-243490	INV	W	04/12/2022	N3B-2022-1071	15262608
	ug/L	1.00	WG	U	U	U_LAB	Y	GELC	CAPA-22-243491	INV	W	04/12/2022	N3B-2022-1071	15262623
	ug/L	1.00	WG	U	U	U_LAB	Y	GELC	CAWA-22-243621	INV	W	04/06/2022	N3B-2022-1049	15254831
	ug/L	1.00	WG	U	U	U_LAB	Y	GELC	CAWA-22-242214	INV	W	04/06/2022	N3B-2022-1049	15254846
	ug/L	1.00	WG	U	U	U_LAB	Y	GELC	CAWA-22-242253	INV	W	04/11/2022	N3B-2022-1057	15261918
	ug/L	1.00	WG	U	U	U_LAB	Y	GELC	CAWA-22-242254	INV	W	04/11/2022	N3B-2022-1057	15261919
	ug/L	1.00	WG	U	U	U_LAB	Y	GELC	CAWA-22-242422	INV	W	04/05/2022	N3B-2022-1059	15253385
	ug/L	1.00	WG	U	U	U_LAB	Y	GELC	CAWA-22-242423	INV	W	04/05/2022	N3B-2022-1059	15253566
	ug/L	1.00	WS	U	U	U_LAB	Y	GELC	CAPA-22-243496	INV	W	04/12/2022	N3B-2022-1071	15262669
	ug/L	1.00	WS	U	U	U_LAB	Y	GELC	CAPA-22-243495	INV	W	04/12/2022	N3B-2022-1071	15262639
	ug/L	1.00	WG	U	U	U_LAB	Y	GELC	CAWA-22-242238	INV	W	04/11/2022	N3B-2022-1057	15262134
	ug/L	1.00	WG	U	U	U_LAB	Y	GELC	CAWA-22-242240	QC	W	04/11/2022	N3B-2022-1057	15262215
	ug/L	1.00	WS	U	U	U_LAB	Y	GELC	CAWA-22-242204	QC	W	04/15/2022	N3B-2022-1098	15265570
	ug/L	1.00	WS	U	U	U_LAB	Y	GELC	CAWA-22-242202	INV	W	04/15/2022	N3B-2022-1098	15265489
	ug/L	1.00	WG	U	U	U_LAB	Y	GELC	CAPA-22-243494	QC	W	04/12/2022	N3B-2022-1071	15263521

Report Minimum Detectable Activity	Report Unit	Dilution Factor	Sample Type	Lab Qualifier	Validation Qualifier	Validation Reason Codes	Best Value	Lab ID	Field Sample ID	Sample Usage Code	Sample Matrix	Web Publish Date	COC #	Field Sample Result Record #
	ug/L	1.00	WG	U	U	U_LAB	Y	GELC	CAPA-22-243491	INV	W	04/12/2022	N3B-2022-1071	15263380
	ug/L	1.00	WG	U	U	U_LAB	Y	GELC	CAWA-22-242218	QC	W	04/06/2022	N3B-2022-1049	15255015
	ug/L	1.00	WG	U	U	U_LAB	Y	GELC	CAWA-22-243621	INV	W	04/06/2022	N3B-2022-1049	15255096
	ug/L	1.00	WG	U	U	U_LAB	Y	GELC	CAWA-22-242256	QC	W	04/11/2022	N3B-2022-1057	15262473
	ug/L	1.00	WG	U	U	U_LAB	Y	GELC	CAWA-22-242254	INV	W	04/11/2022	N3B-2022-1057	15262397
	ug/L	1.00	WG	U	U	U_LAB	Y	GELC	CAWA-22-242423	INV	W	04/05/2022	N3B-2022-1059	15253431
	ug/L	1.00	WG	U	U	U_LAB	Y	GELC	CAWA-22-242425	QC	W	04/05/2022	N3B-2022-1059	15253593
	ug/L	1.00	WS	U	U	U_LAB	Y	GELC	CAPA-22-243496	INV	W	04/12/2022	N3B-2022-1071	15263628
	ug/L	1.00	WS	U	U	U_LAB	Y	GELC	CAPA-22-243498	QC	W	04/12/2022	N3B-2022-1071	15263770
	ug/L	1.00	WG	U	U	U_LAB	Y	GELC	CAWA-22-242238	INV	W	04/11/2022	N3B-2022-1057	15262178
	ug/L	1.00	WG	U	U	U_LAB	Y	GELC	CAWA-22-242240	QC	W	04/11/2022	N3B-2022-1057	15262259
	ug/L	1.00	WS	U	U	U_LAB	Y	GELC	CAWA-22-242204	QC	W	04/15/2022	N3B-2022-1098	15265614
	ug/L	1.00	WS	U	U	U_LAB	Y	GELC	CAWA-22-242202	INV	W	04/15/2022	N3B-2022-1098	15265533
	ug/L	1.00	WG	U	U	U_LAB	Y	GELC	CAPA-22-243491	INV	W	04/12/2022	N3B-2022-1071	15263456
	ug/L	1.00	WG	U	U	U_LAB	Y	GELC	CAPA-22-243494	QC	W	04/12/2022	N3B-2022-1071	15263565
	ug/L	1.00	WG	U	U	U_LAB	Y	GELC	CAWA-22-242218	QC	W	04/06/2022	N3B-2022-1049	15255067
	ug/L	1.00	WG	U	U	U_LAB	Y	GELC	CAWA-22-243621	INV	W	04/06/2022	N3B-2022-1049	15255148
	ug/L	1.00	WG	U	U	U_LAB	Y	GELC	CAWA-22-242254	INV	W	04/11/2022	N3B-2022-1057	15262436
	ug/L	1.00	WG	U	U	U_LAB	Y	GELC	CAWA-22-242256	QC	W	04/11/2022	N3B-2022-1057	15262517
	ug/L	1.00	WG	U	U	U_LAB	Y	GELC	CAWA-22-242423	INV	W	04/05/2022	N3B-2022-1059	15253518
	ug/L	1.00	WG	U	U	U_LAB	Y	GELC	CAWA-22-242425	QC	W	04/05/2022	N3B-2022-1059	15253637
	ug/L	1.00	WS	U	U	U_LAB	Y	GELC	CAPA-22-243498	QC	W	04/12/2022	N3B-2022-1071	15263814
	ug/L	1.00	WS	U	U	U_LAB	Y	GELC	CAPA-22-243496	INV	W	04/12/2022	N3B-2022-1071	15263704
	ug/L	1.00	WG	U	U	U_LAB	Y	GELC	CAWA-22-242238	INV	W	04/11/2022	N3B-2022-1057	15262141
	ug/L	1.00	WG	U	U	U_LAB	Y	GELC	CAWA-22-242240	QC	W	04/11/2022	N3B-2022-1057	15262222
	ug/L	1.00	WS	U	U	U_LAB	Y	GELC	CAWA-22-242202	INV	W	04/15/2022	N3B-2022-1098	15265496
	ug/L	1.00	WS	U	U	U_LAB	Y	GELC	CAWA-22-242204	QC	W	04/15/2022	N3B-2022-1098	15265577
	ug/L	1.00	WG	U	U	U_LAB	Y	GELC	CAPA-22-243494	QC	W	04/12/2022	N3B-2022-1071	15263528
	ug/L	1.00	WG	U	U	U_LAB	Y	GELC	CAPA-22-243491	INV	W	04/12/2022	N3B-2022-1071	15263391
	ug/L	1.00	WG	U	U	U_LAB	Y	GELC	CAWA-22-242218	QC	W	04/06/2022	N3B-2022-1049	15255006
	ug/L	1.00	WG	U	U	U_LAB	Y	GELC	CAWA-22-243621	INV	W	04/06/2022	N3B-2022-1049	15255087
	ug/L	1.00	WG	U	U	U_LAB	Y	GELC	CAWA-22-242256	QC	W	04/11/2022	N3B-2022-1057	15262480
	ug/L	1.00	WG	U	U	U_LAB	Y	GELC	CAWA-22-242254	INV	W	04/11/2022	N3B-2022-1057	15262404
	ug/L	1.00	WG	U	U	U_LAB	Y	GELC	CAWA-22-242423	INV	W	04/05/2022	N3B-2022-1059	15253442
	ug/L	1.00	WG	U	U	U_LAB	Y	GELC	CAWA-22-242425	QC	W	04/05/2022	N3B-2022-1059	15253600
	ug/L	1.00	WS	U	U	U_LAB	Y	GELC	CAPA-22-243496	INV	W	04/12/2022	N3B-2022-1071	15263639
	ug/L	1.00	WS	U	U	U_LAB	Y	GELC	CAPA-22-243498	QC	W	04/12/2022	N3B-2022-1071	15263777
	ug/L	1.00	WG	U	U	U_LAB	Y	GELC	CAWA-22-242238	INV	W	04/11/2022	N3B-2022-1057	15262127
	ug/L	1.00	WG	U	U	U_LAB	Y	GELC	CAWA-22-242240	QC	W	04/11/2022	N3B-2022-1057	15262208
	ug/L	1.00	WS	U	U	U_LAB	Y	GELC	CAWA-22-242204	QC	W	04/15/2022	N3B-2022-1098	15265563
	ug/L	1.00	WS	U	U	U_LAB	Y	GELC	CAWA-22-242202	INV	W	04/15/2022	N3B-2022-1098	15265482
	ug/L	1.00	WG	U	U	U_LAB	Y	GELC	CAPA-22-243491	INV	W	04/12/2022	N3B-2022-1071	15263357
	ug/L	1.00	WG	U	U	U_LAB	Y	GELC	CAPA-22-243494	QC	W	04/12/2022	N3B-2022-1071	15263514
	ug/L	1.00	WG	U	U	U_LAB	Y	GELC	CAWA-22-242218	QC	W	04/06/2022	N3B-2022-1049	15255029

Report Minimum Detectable Activity	Report Unit	Dilution Factor	Sample Type	Lab Qualifier	Validation Qualifier	Validation Reason Codes	Best Value	Lab ID	Field Sample ID	Sample Usage Code	Sample Matrix	Web Publish Date	COC #	Field Sample Result Record #
	ug/L	1.00	WG	U	U	U_LAB	Y	GELC	CAWA-22-243621	INV	W	04/06/2022	N3B-2022-1049	15255110
	ug/L	1.00	WG	U	U	U_LAB	Y	GELC	CAWA-22-242256	QC	W	04/11/2022	N3B-2022-1057	15262466
	ug/L	1.00	WG	U	U	U_LAB	Y	GELC	CAWA-22-242254	INV	W	04/11/2022	N3B-2022-1057	15262390
	ug/L	1.00	WG	U	U	U_LAB	Y	GELC	CAWA-22-242423	INV	W	04/05/2022	N3B-2022-1059	15253406
	ug/L	1.00	WG	U	U	U_LAB	Y	GELC	CAWA-22-242425	QC	W	04/05/2022	N3B-2022-1059	15253586
	ug/L	1.00	WS	U	U	U_LAB	Y	GELC	CAPA-22-243498	QC	W	04/12/2022	N3B-2022-1071	15263763
	ug/L	1.00	WS	U	U	U_LAB	Y	GELC	CAPA-22-243496	INV	W	04/12/2022	N3B-2022-1071	15263605
	ug/L	1.00	WG	U	U	U_LAB	Y	GELC	CAWA-22-242238	INV	W	04/11/2022	N3B-2022-1057	15262163
	ug/L	1.00	WG	U	U	U_LAB	Y	GELC	CAWA-22-242240	QC	W	04/11/2022	N3B-2022-1057	15262244
	ug/L	1.00	WS	U	U	U_LAB	Y	GELC	CAWA-22-242204	QC	W	04/15/2022	N3B-2022-1098	15265599
	ug/L	1.00	WS	U	U	U_LAB	Y	GELC	CAWA-22-242202	INV	W	04/15/2022	N3B-2022-1098	15265518
	mg/L	1.00	WS		NQ	NQ	Y	GELC	CAPA-22-243496	INV	W	04/12/2022	N3B-2022-1071	15262667
	ug/L	1.00	WG	U	U	U_LAB	Y	GELC	CAPA-22-243491	INV	W	04/12/2022	N3B-2022-1071	15263439
	ug/L	1.00	WG	U	U	U_LAB	Y	GELC	CAPA-22-243494	QC	W	04/12/2022	N3B-2022-1071	15263550
	mg/L	1.00	WS		NQ	NQ	Y	GELC	CAPA-22-243495	INV	W	04/12/2022	N3B-2022-1071	15262637
	ug/L	1.00	WG	J	U	V4d	Y	GELC	CAWA-22-243621	INV	W	04/06/2022	N3B-2022-1049	15255085
	ug/L	1.00	WG	U	U	U_LAB	Y	GELC	CAWA-22-242254	INV	W	04/11/2022	N3B-2022-1057	15262422
	ug/L	1.00	WG	U	U	U_LAB	Y	GELC	CAWA-22-242256	QC	W	04/11/2022	N3B-2022-1057	15262502
	ug/L	1.00	WG	U	U	U_LAB	Y	GELC	CAWA-22-242423	INV	W	04/05/2022	N3B-2022-1059	15253499
	ug/L	1.00	WG	U	U	U_LAB	Y	GELC	CAWA-22-242425	QC	W	04/05/2022	N3B-2022-1059	15253622
	ug/L	1.00	WS	U	U	U_LAB	Y	GELC	CAPA-22-243498	QC	W	04/12/2022	N3B-2022-1071	15263799
	ug/L	1.00	WS	U	U	U_LAB	Y	GELC	CAPA-22-243496	INV	W	04/12/2022	N3B-2022-1071	15263687
	ug/L	1.00	WG	U	U	U_LAB	Y	GELC	CAWA-22-242238	INV	W	04/11/2022	N3B-2022-1057	15262084
	ug/L	1.00	WS	U	U	U_LAB	Y	GELC	CAWA-22-242202	INV	W	04/15/2022	N3B-2022-1098	15265711
	ug/L	1.00	WG	U	U	U_LAB	Y	GELC	CAPA-22-243491	INV	W	04/12/2022	N3B-2022-1071	15263471
	ug/L	1.00	WG	U	U	U_LAB	Y	GELC	CAWA-22-243621	INV	W	04/06/2022	N3B-2022-1049	15254933
	ug/L	1.00	WG	U	U	U_LAB	Y	GELC	CAWA-22-242254	INV	W	04/11/2022	N3B-2022-1057	15262352
	ug/L	1.00	WG	U	U	U_LAB	Y	GELC	CAWA-22-242423	INV	W	04/05/2022	N3B-2022-1059	15253534
	ug/L	1.00	WS	U	U	U_LAB	Y	GELC	CAPA-22-243496	INV	W	04/12/2022	N3B-2022-1071	15263719
	ug/L	1.00	WG	U	U	U_LAB	Y	GELC	CAWA-22-242238	INV	W	04/11/2022	N3B-2022-1057	15262086
	ug/L	1.00	WS	U	U	U_LAB	Y	GELC	CAWA-22-242202	INV	W	04/15/2022	N3B-2022-1098	15265713
	ug/L	1.00	WG	U	U	U_LAB	Y	GELC	CAPA-22-243491	INV	W	04/12/2022	N3B-2022-1071	15263474
	ug/L	1.00	WG	U	U	U_LAB	Y	GELC	CAWA-22-243621	INV	W	04/06/2022	N3B-2022-1049	15254932
	ug/L	1.00	WG	U	U	U_LAB	Y	GELC	CAWA-22-242254	INV	W	04/11/2022	N3B-2022-1057	15262354
	ug/L	1.00	WG	U	U	U_LAB	Y	GELC	CAWA-22-242423	INV	W	04/05/2022	N3B-2022-1059	15253537
	ug/L	1.00	WS	U	U	U_LAB	Y	GELC	CAPA-22-243496	INV	W	04/12/2022	N3B-2022-1071	15263722
	ug/L	1.00	WG	U	U	U_LAB	Y	GELC	CAWA-22-242238	INV	W	04/11/2022	N3B-2022-1057	15262092
	ug/L	1.00	WS	U	U	U_LAB	Y	GELC	CAWA-22-242202	INV	W	04/15/2022	N3B-2022-1098	15265391
	ug/L	1.00	WG	U	U	U_LAB	Y	GELC	CAPA-22-243491	INV	W	04/12/2022	N3B-2022-1071	15263481
	ug/L	1.00	WG	U	U	U_LAB	Y	GELC	CAWA-22-243621	INV	W	04/06/2022	N3B-2022-1049	15254916
	ug/L	1.00	WG	U	U	U_LAB	Y	GELC	CAWA-22-242254	INV	W	04/11/2022	N3B-2022-1057	15262360
	ug/L	1.00	WG	U	U	U_LAB	Y	GELC	CAWA-22-242423	INV	W	04/05/2022	N3B-2022-1059	15253544
	ug/L	1.00	WS	U	U	U_LAB	Y	GELC	CAPA-22-243496	INV	W	04/12/2022	N3B-2022-1071	15263729
	ug/L	1.00	WG	U	U	U_LAB	Y	GELC	CAWA-22-242238	INV	W	04/11/2022	N3B-2022-1057	15262068

Report Minimum Detectable Activity	Report Unit	Dilution Factor	Sample Type	Lab Qualifier	Validation Qualifier	Validation Reason Codes	Best Value	Lab ID	Field Sample ID	Sample Usage Code	Sample Matrix	Web Publish Date	COC #	Field Sample Result Record #
	ug/L	1.00	WS	U	U	U_LAB	Y	GELC	CAWA-22-242202	INV	W	04/15/2022	N3B-2022-1098	15265387
	ug/L	1.00	WG	U	U	U_LAB	Y	GELC	CAPA-22-243491	INV	W	04/12/2022	N3B-2022-1071	15263423
	ug/L	1.00	WG	U	U	U_LAB	Y	GELC	CAWA-22-243621	INV	W	04/06/2022	N3B-2022-1049	15254918
	ug/L	1.00	WG	U	U	U_LAB	Y	GELC	CAWA-22-242254	INV	W	04/11/2022	N3B-2022-1057	15262335
	ug/L	1.00	WG	U	U	U_LAB	Y	GELC	CAWA-22-242423	INV	W	04/05/2022	N3B-2022-1059	15253482
	ug/L	1.00	WS	U	U	U_LAB	Y	GELC	CAPA-22-243496	INV	W	04/12/2022	N3B-2022-1071	15263671
	ug/L	1.00	WS	J	J	J_LAB	Y	GELC	CAWA-22-242202	INV	W	04/15/2022	N3B-2022-1098	15265254
	ug/L	2.00	WS	U	U	U_LAB	Y	GELC	CAWA-22-242202	INV	W	04/15/2022	N3B-2022-1098	15265411
	ug/L	1.00	WG	J	J	J_LAB	Y	GELC	CAPA-22-243490	INV	W	04/12/2022	N3B-2022-1071	15262607
	ug/L	2.00	WG	U	U	U_LAB	Y	GELC	CAPA-22-243491	INV	W	04/12/2022	N3B-2022-1071	15262811
	ug/L	1.00	WS		NQ	NQ	Y	GELC	CAPA-22-243496	INV	W	04/12/2022	N3B-2022-1071	15262668
	ug/L	1.00	WS	J	J	J_LAB	Y	GELC	CAPA-22-243495	INV	W	04/12/2022	N3B-2022-1071	15262638
	ug/L	2.00	WG	U	U	U_LAB	Y	GELC	CAWA-22-242246	INV	W	04/06/2022	N3B-2022-1049	15254863
	ug/L	1.00	WG	J	J	J_LAB	Y	GELC	CAWA-22-242218	QC	W	04/06/2022	N3B-2022-1049	15255004
	ug/L	2.00	WS	U	U	U_LAB	Y	GELC	CAPA-22-243496	INV	W	04/12/2022	N3B-2022-1071	15262834
	ug/L	2.00	WG		J	HE12g	Y	GELC	CAWA-22-242238	INV	W	04/11/2022	N3B-2022-1057	15261969
	ug/L	2.00	WG	J	J	J_LAB	Y	GELC	CAWA-22-243621	INV	W	04/06/2022	N3B-2022-1049	15254886
	ug/L	2.00	WG	J	NQ	HE12g	Y	GELC	CAWA-22-242254	INV	W	04/11/2022	N3B-2022-1057	15262110
	ug/L	2.00	WG	J	J	HE12g	Y	GELC	CAWA-22-242423	INV	W	04/05/2022	N3B-2022-1059	15253567
	ug/L	1.00	WG		NQ	NQ	Y	GELC	CAWA-22-242237	INV	W	04/11/2022	N3B-2022-1057	15261881
	ug/L	1.00	WS	J	J	J_LAB	Y	GELC	CAWA-22-242201	INV	W	04/15/2022	N3B-2022-1098	15265236
	ug/L	1.00	WS	J	J	J_LAB	Y	GELC	CAWA-22-242202	INV	W	04/15/2022	N3B-2022-1098	15265265
	ug/L	1.00	WG		NQ	NQ	Y	GELC	CAPA-22-243490	INV	W	04/12/2022	N3B-2022-1071	15262609
	ug/L	1.00	WG	U	U	U_LAB	Y	GELC	CAWA-22-242238	INV	W	04/11/2022	N3B-2022-1057	15262181
	ug/L	1.00	WG	U	U	U_LAB	Y	GELC	CAWA-22-242240	QC	W	04/11/2022	N3B-2022-1057	15262262
	ug/L	1.00	WG	U	U	U_LAB	N	GELC	CAWA-22-242238	INV	W	04/11/2022	N3B-2022-1057	15262085
	ug/L	1.00	WS	U	U	U_LAB	Y	GELC	CAWA-22-242204	QC	W	04/15/2022	N3B-2022-1098	15265617
	ug/L	1.00	WS	U	U	U_LAB	N	GELC	CAWA-22-242202	INV	W	04/15/2022	N3B-2022-1098	15265536
	ug/L	1.00	WS	U	U	U_LAB	Y	GELC	CAWA-22-242202	INV	W	04/15/2022	N3B-2022-1098	15265712
	ug/L	1.00	WG	U	U	U_LAB	N	GELC	CAPA-22-243491	INV	W	04/12/2022	N3B-2022-1071	15263472
	ug/L	1.00	WG	U	U	U_LAB	Y	GELC	CAPA-22-243494	QC	W	04/12/2022	N3B-2022-1071	15263568
	ug/L	1.00	WG	U	U	U_LAB	Y	GELC	CAPA-22-243491	INV	W	04/12/2022	N3B-2022-1071	15263473
	ug/L	1.00	WG	U	U	U_LAB	Y	GELC	CAWA-22-242218	QC	W	04/06/2022	N3B-2022-1049	15255065
	ug/L	1.00	WG	U	U	U_LAB	Y	GELC	CAWA-22-243621	INV	W	04/06/2022	N3B-2022-1049	15255146
	ug/L	1.00	WG	U	U	U_LAB	N	GELC	CAWA-22-243621	INV	W	04/06/2022	N3B-2022-1049	15254928
	ug/L	1.00	WG	U	U	U_LAB	N	GELC	CAWA-22-242254	INV	W	04/11/2022	N3B-2022-1057	15262439
	ug/L	1.00	WG	U	U	U_LAB	Y	GELC	CAWA-22-242256	QC	W	04/11/2022	N3B-2022-1057	15262520
	ug/L	1.00	WG	U	U	U_LAB	Y	GELC	CAWA-22-242254	INV	W	04/11/2022	N3B-2022-1057	15262353
	ug/L	1.00	WG	U	U	U_LAB	N	GELC	CAWA-22-242423	INV	W	04/05/2022	N3B-2022-1059	15253535
	ug/L	1.00	WG	U	U	U_LAB	Y	GELC	CAWA-22-242425	QC	W	04/05/2022	N3B-2022-1059	15253640
	ug/L	1.00	WG	U	U	U_LAB	Y	GELC	CAWA-22-242423	INV	W	04/05/2022	N3B-2022-1059	15253536
	ug/L	1.00	WS	U	U	U_LAB	Y	GELC	CAPA-22-243498	QC	W	04/12/2022	N3B-2022-1071	15263817
	ug/L	1.00	WS	U	U	U_LAB	N	GELC	CAPA-22-243496	INV	W	04/12/2022	N3B-2022-1071	15263720
	ug/L	1.00	WS	U	U	U_LAB	Y	GELC	CAPA-22-243496	INV	W	04/12/2022	N3B-2022-1071	15263721

Report Minimum Detectable Activity	Report Unit	Dilution Factor	Sample Type	Lab Qualifier	Validation Qualifier	Validation Reason Codes	Best Value	Lab ID	Field Sample ID	Sample Usage Code	Sample Matrix	Web Publish Date	COC #	Field Sample Result Record #
6.67	pCi/L	1.00	WG	U	U	R5u	Y	GELC	CAWA-22-242238	INV	W	04/11/2022	N3B-2022-1057	15261995
10.2	pCi/L	1.00	WS	U	U	R5u	Y	GELC	CAWA-22-242202	INV	W	04/15/2022	N3B-2022-1098	15265347
7.54	pCi/L	1.00	WG	U	U	R5u	Y	GELC	CAPA-22-243491	INV	W	04/12/2022	N3B-2022-1071	15262882
6.70	pCi/L	1.00	WG	U	U	R5u	Y	GELC	CAWA-22-243621	INV	W	04/06/2022	N3B-2022-1049	15254894
7.80	pCi/L	1.00	WG	U	U	R5u	Y	GELC	CAWA-22-242254	INV	W	04/11/2022	N3B-2022-1057	15262000
7.29	pCi/L	1.00	WS	U	U	R5u	Y	GELC	CAPA-22-243496	INV	W	04/12/2022	N3B-2022-1071	15262899
	ug/L	1.00	WG	U	U	U_LAB	Y	GELC	CAWA-22-242237	INV	W	04/11/2022	N3B-2022-1057	15261882
	ug/L	1.00	WS	U	U	U_LAB	Y	GELC	CAWA-22-242201	INV	W	04/15/2022	N3B-2022-1098	15265237
	ug/L	1.00	WS	U	U	U_LAB	Y	GELC	CAWA-22-242202	INV	W	04/15/2022	N3B-2022-1098	15265266
	ug/L	1.00	WG	U	U	U_LAB	Y	GELC	CAPA-22-243490	INV	W	04/12/2022	N3B-2022-1071	15262610
	ug/L	1.00	WG	U	U	U_LAB	Y	GELC	CAWA-22-242214	INV	W	04/06/2022	N3B-2022-1049	15254844
	ug/L	1.00	WG	U	U	U_LAB	Y	GELC	CAWA-22-242253	INV	W	04/11/2022	N3B-2022-1057	15261910
	ug/L	1.00	WG	J	J	J_LAB	Y	GELC	CAWA-22-242214	INV	W	04/06/2022	N3B-2022-1049	15254845
	ug/L	1.00	WG		NQ	NQ	Y	GELC	CAWA-22-242253	INV	W	04/11/2022	N3B-2022-1057	15261909
	ug/L	1.00	WG		NQ	NQ	Y	GELC	CAWA-22-242422	INV	W	04/05/2022	N3B-2022-1059	15253381
	ug/L	1.00	WS	J	J	J_LAB	Y	GELC	CAPA-22-243495	INV	W	04/12/2022	N3B-2022-1071	15262640
	mg/L	1.00	WS	U	U	U_LAB	Y	GELC	CAWA-22-242201	INV	W	04/15/2022	N3B-2022-1098	15265299
	ug/L	1.00	WS	J	J	J_LAB	Y	GELC	CAPA-22-243496	INV	W	04/12/2022	N3B-2022-1071	15262670
	ug/L	1.00	WG	J	J	J_LAB	Y	GELC	CAWA-22-242422	INV	W	04/05/2022	N3B-2022-1059	15253378
	ug/L	1.00	WS	J	J	J_LAB	Y	GELC	CAPA-22-243495	INV	W	04/12/2022	N3B-2022-1071	15262641
	mg/L	1.00	WG	U	U	U_LAB	Y	GELC	CAWA-22-242253	INV	W	04/11/2022	N3B-2022-1057	15261945
	ug/L	1.00	WS	J	J	J_LAB	Y	GELC	CAPA-22-243496	INV	W	04/12/2022	N3B-2022-1071	15262671
	mg/L	1.00	WS	U	U	U_LAB	Y	GELC	CAPA-22-243495	INV	W	04/12/2022	N3B-2022-1071	15262732
	ug/L	1.00	WG	U	U	U_LAB	Y	GELC	CAWA-22-242238	INV	W	04/11/2022	N3B-2022-1057	15262082
	ug/L	1.00	WS	U	U	U_LAB	Y	GELC	CAWA-22-242202	INV	W	04/15/2022	N3B-2022-1098	15265709
	ug/L	1.00	WG	U	U	U_LAB	Y	GELC	CAPA-22-243491	INV	W	04/12/2022	N3B-2022-1071	15263468
	ug/L	1.00	WG	U	U	U_LAB	Y	GELC	CAWA-22-243621	INV	W	04/06/2022	N3B-2022-1049	15254938
	ug/L	1.00	WG	U	U	U_LAB	Y	GELC	CAWA-22-242254	INV	W	04/11/2022	N3B-2022-1057	15262349
	ug/L	1.00	WG	U	U	U_LAB	Y	GELC	CAWA-22-242423	INV	W	04/05/2022	N3B-2022-1059	15253531
	ug/L	1.00	WS	U	U	U_LAB	Y	GELC	CAPA-22-243496	INV	W	04/12/2022	N3B-2022-1071	15263716
	ug/L	1.00	WG	U	U	U_LAB	Y	GELC	CAWA-22-242238	INV	W	04/11/2022	N3B-2022-1057	15262098
	ug/L	1.00	WS	U	U	U_LAB	Y	GELC	CAWA-22-242202	INV	W	04/15/2022	N3B-2022-1098	15265721
	ug/L	1.00	WG	U	U	U_LAB	Y	GELC	CAPA-22-243491	INV	W	04/12/2022	N3B-2022-1071	15263495
	ug/L	1.00	WG	U	U	U_LAB	Y	GELC	CAWA-22-243621	INV	W	04/06/2022	N3B-2022-1049	15254939
	ug/L	1.00	WG	U	U	U_LAB	Y	GELC	CAWA-22-242254	INV	W	04/11/2022	N3B-2022-1057	15262366
	ug/L	1.00	WG	U	U	U_LAB	Y	GELC	CAWA-22-242423	INV	W	04/05/2022	N3B-2022-1059	15253560
	ug/L	1.00	WS	U	U	U_LAB	Y	GELC	CAPA-22-243496	INV	W	04/12/2022	N3B-2022-1071	15263743
	ug/L	1.00	WG	U	U	U_LAB	Y	GELC	CAWA-22-242238	INV	W	04/11/2022	N3B-2022-1057	15262023
	ug/L	1.00	WS	U	U	U_LAB	Y	GELC	CAWA-22-242202	INV	W	04/15/2022	N3B-2022-1098	15265660
	ug/L	1.00	WG	U	U	U_LAB	Y	GELC	CAPA-22-243491	INV	W	04/12/2022	N3B-2022-1071	15263334
	ug/L	1.00	WG	U	U	U_LAB	Y	GELC	CAWA-22-243621	INV	W	04/06/2022	N3B-2022-1049	15254950
	ug/L	1.00	WG	U	U	U_LAB	Y	GELC	CAWA-22-242254	INV	W	04/11/2022	N3B-2022-1057	15262285
	ug/L	1.00	WG	U	U	U_LAB	Y	GELC	CAWA-22-242423	INV	W	04/05/2022	N3B-2022-1059	15253350
	ug/L	1.00	WS	U	U	U_LAB	Y	GELC	CAPA-22-243496	INV	W	04/12/2022	N3B-2022-1071	15263582

Report Minimum Detectable Activity	Report Unit	Dilution Factor	Sample Type	Lab Qualifier	Validation Qualifier	Validation Reason Codes	Best Value	Lab ID	Field Sample ID	Sample Usage Code	Sample Matrix	Web Publish Date	COC #	Field Sample Result Record #
	ug/L	1.00	WG	U	U	U_LAB	N	GELC	CAWA-22-242238	INV	W	04/11/2022	N3B-2022-1057	15262097
	ug/L	2.00	WG	U	U	U_LAB	Y	GELC	CAWA-22-242238	INV	W	04/11/2022	N3B-2022-1057	15261963
	ug/L	1.00	WS	U	U	U_LAB	N	GELC	CAWA-22-242202	INV	W	04/15/2022	N3B-2022-1098	15265394
	ug/L	2.00	WS	U	U	U_LAB	Y	GELC	CAWA-22-242202	INV	W	04/15/2022	N3B-2022-1098	15265334
	ug/L	1.00	WG	U	U	U_LAB	N	GELC	CAPA-22-243491	INV	W	04/12/2022	N3B-2022-1071	15263494
	ug/L	2.00	WG	U	U	U_LAB	Y	GELC	CAPA-22-243491	INV	W	04/12/2022	N3B-2022-1071	15262790
	ug/L	1.00	WG	U	U	U_LAB	N	GELC	CAWA-22-243621	INV	W	04/06/2022	N3B-2022-1049	15254920
	ug/L	2.00	WG	U	U	U_LAB	Y	GELC	CAWA-22-243621	INV	W	04/06/2022	N3B-2022-1049	15254865
	ug/L	2.00	WG	U	U	U_LAB	Y	GELC	CAWA-22-242246	INV	W	04/06/2022	N3B-2022-1049	15254809
	ug/L	1.00	WG	U	U	U_LAB	N	GELC	CAWA-22-242254	INV	W	04/11/2022	N3B-2022-1057	15262365
	ug/L	2.00	WG	U	U	U_LAB	Y	GELC	CAWA-22-242254	INV	W	04/11/2022	N3B-2022-1057	15261979
	ug/L	1.00	WG	U	U	U_LAB	N	GELC	CAWA-22-242423	INV	W	04/05/2022	N3B-2022-1059	15253557
	ug/L	2.00	WG	U	U	U_LAB	Y	GELC	CAWA-22-242423	INV	W	04/05/2022	N3B-2022-1059	15253558
	ug/L	1.00	WS	U	U	U_LAB	N	GELC	CAPA-22-243496	INV	W	04/12/2022	N3B-2022-1071	15263742
	ug/L	2.00	WS	U	U	U_LAB	Y	GELC	CAPA-22-243496	INV	W	04/12/2022	N3B-2022-1071	15262813
	ug/L	1.00	WG	U	U	U_LAB	Y	GELC	CAWA-22-242238	INV	W	04/11/2022	N3B-2022-1057	15262083
	ug/L	1.00	WS	U	U	U_LAB	Y	GELC	CAWA-22-242202	INV	W	04/15/2022	N3B-2022-1098	15265390
	ug/L	1.00	WG	U	U	U_LAB	Y	GELC	CAPA-22-243491	INV	W	04/12/2022	N3B-2022-1071	15263469
	ug/L	1.00	WG	U	U	U_LAB	Y	GELC	CAWA-22-243621	INV	W	04/06/2022	N3B-2022-1049	15254922
	ug/L	1.00	WG	U	U	U_LAB	Y	GELC	CAWA-22-242254	INV	W	04/11/2022	N3B-2022-1057	15262350
	ug/L	1.00	WG	U	U	U_LAB	Y	GELC	CAWA-22-242423	INV	W	04/05/2022	N3B-2022-1059	15253532
	ug/L	1.00	WS	U	U	U_LAB	Y	GELC	CAPA-22-243496	INV	W	04/12/2022	N3B-2022-1071	15263717
	ug/L	1.00	WG	U	U	U_LAB	Y	GELC	CAWA-22-242238	INV	W	04/11/2022	N3B-2022-1057	15262024
	ug/L	1.00	WS	U	U	U_LAB	Y	GELC	CAWA-22-242202	INV	W	04/15/2022	N3B-2022-1098	15265661
	ug/L	1.00	WG	U	U	U_LAB	Y	GELC	CAPA-22-243491	INV	W	04/12/2022	N3B-2022-1071	15263335
	ug/L	1.00	WG	U	U	U_LAB	Y	GELC	CAWA-22-243621	INV	W	04/06/2022	N3B-2022-1049	15254946
	ug/L	1.00	WG	U	U	U_LAB	Y	GELC	CAWA-22-242254	INV	W	04/11/2022	N3B-2022-1057	15262286
	ug/L	1.00	WG	U	U	U_LAB	Y	GELC	CAWA-22-242423	INV	W	04/05/2022	N3B-2022-1059	15253351
	ug/L	1.00	WS	U	U	U_LAB	Y	GELC	CAPA-22-243496	INV	W	04/12/2022	N3B-2022-1071	15263583
	ug/L	1	W	U	U	U_LAB	Y	SwRI	CAWA-22-242239	TEST	W	03/31/2022	N3B-2022-1058	15249138
	ug/L	1.00	WG	U	U	U_LAB	Y	GELC	CAWA-22-242238	INV	W	04/11/2022	N3B-2022-1057	15262059
	ug/L	1	W	U	U	U_LAB	Y	SwRI	CAWA-22-242203	TEST	W	04/08/2022	N3B-2022-1099	15259492
	ug/L	1.00	WS	U	U	U_LAB	Y	GELC	CAWA-22-242202	INV	W	04/15/2022	N3B-2022-1098	15265691
	mg/L	1.00	WG		NQ	NQ	Y	GELC	CAWA-22-242237	INV	W	04/11/2022	N3B-2022-1057	15261944
	ug/L	1.00	WG	U	U	U_LAB	Y	GELC	CAPA-22-243491	INV	W	04/12/2022	N3B-2022-1071	15263407
	ug/L	1	W	U	U	U_LAB	Y	SwRI	CAWA-22-242216	TEST	W	03/31/2022	N3B-2022-1045	15249133
	ug/L	1.00	WG	U	U	U_LAB	Y	GELC	CAWA-22-243621	INV	W	04/06/2022	N3B-2022-1049	15254976
	ug/L	1	W	U	U	U_LAB	Y	SwRI	CAWA-22-242255	TEST	W	03/31/2022	N3B-2022-1058	15249143
	ug/L	1.00	WG	U	U	U_LAB	Y	GELC	CAWA-22-242254	INV	W	04/11/2022	N3B-2022-1057	15262325
	ug/L	1.00	WG	U	U	U_LAB	Y	GELC	CAWA-22-242423	INV	W	04/05/2022	N3B-2022-1059	15253463
	ug/L	1	W	U	U	U_LAB	Y	SwRI	CAPA-22-243497	TEST	W	04/08/2022	N3B-2022-1072	15259466
	ug/L	1.00	WS	U	U	U_LAB	Y	GELC	CAPA-22-243496	INV	W	04/12/2022	N3B-2022-1071	15263655
	ug/L	1.00	WG	U	U	U_LAB	Y	GELC	CAWA-22-242238	INV	W	04/11/2022	N3B-2022-1057	15262065
	ug/L	1	W	U	U	U_LAB	Y	SwRI	CAWA-22-242203	TEST	W	04/08/2022	N3B-2022-1099	15259491

Report Minimum Detectable Activity	Report Unit	Dilution Factor	Sample Type	Lab Qualifier	Validation Qualifier	Validation Reason Codes	Best Value	Lab ID	Field Sample ID	Sample Usage Code	Sample Matrix	Web Publish Date	COC #	Field Sample Result Record #
	ug/L	1.00	WS	U	U	U_LAB	Y	GELC	CAWA-22-242202	INV	W	04/15/2022	N3B-2022-1098	15265385
	mg/L	5.00	WG		NQ	NQ	Y	GELC	CAPA-22-243490	INV	W	04/12/2022	N3B-2022-1071	15262717
	ug/L	1.00	WG	U	U	U_LAB	Y	GELC	CAPA-22-243491	INV	W	04/12/2022	N3B-2022-1071	15263419
	ug/L	1.00	WG	U	U	U_LAB	Y	GELC	CAWA-22-243621	INV	W	04/06/2022	N3B-2022-1049	15254906
	mg/L	10.0	WG		NQ	NQ	Y	GELC	CAWA-22-242214	INV	W	04/06/2022	N3B-2022-1049	15254797
	ug/L	1.00	WG	U	U	U_LAB	Y	GELC	CAWA-22-242254	INV	W	04/11/2022	N3B-2022-1057	15262332
	ug/L	1.00	WG	U	U	U_LAB	Y	GELC	CAWA-22-242423	INV	W	04/05/2022	N3B-2022-1059	15253478
	ug/L	1	W	U	U	U_LAB	Y	SwRI	CAPA-22-243497	TEST	W	04/08/2022	N3B-2022-1072	15259467
	ug/L	1.00	WS	U	U	U_LAB	Y	GELC	CAPA-22-243496	INV	W	04/12/2022	N3B-2022-1071	15263667
	ug/L	1	W	U	U	U_LAB	Y	SwRI	CAWA-22-242239	TEST	W	03/31/2022	N3B-2022-1058	15249140
	ug/L	1.00	WG	U	U	U_LAB	Y	GELC	CAWA-22-242238	INV	W	04/11/2022	N3B-2022-1057	15262090
	ug/L	1	W	U	U	U_LAB	Y	SwRI	CAWA-22-242203	TEST	W	04/08/2022	N3B-2022-1099	15259494
	ug/L	1.00	WS	U	U	U_LAB	Y	GELC	CAWA-22-242202	INV	W	04/15/2022	N3B-2022-1098	15265717
	mg/L	1.00	WG	J	J	J_LAB	Y	GELC	CAWA-22-242422	INV	W	04/05/2022	N3B-2022-1059	15253377
	ug/L	1.00	WG	U	U	U_LAB	Y	GELC	CAPA-22-243491	INV	W	04/12/2022	N3B-2022-1071	15263478
	ug/L	1	W	U	U	U_LAB	Y	SwRI	CAWA-22-242216	TEST	W	03/31/2022	N3B-2022-1045	15249135
	ug/L	1.00	WG	U	U	U_LAB	Y	GELC	CAWA-22-243621	INV	W	04/06/2022	N3B-2022-1049	15254978
	ug/L	1	W	U	U	U_LAB	Y	SwRI	CAWA-22-242255	TEST	W	03/31/2022	N3B-2022-1058	15249145
	ug/L	1.00	WG	U	U	U_LAB	Y	GELC	CAWA-22-242254	INV	W	04/11/2022	N3B-2022-1057	15262358
	ug/L	1.00	WG	U	U	U_LAB	Y	GELC	CAWA-22-242423	INV	W	04/05/2022	N3B-2022-1059	15253541
	ug/L	1	W	U	U	U_LAB	Y	SwRI	CAPA-22-243497	TEST	W	04/08/2022	N3B-2022-1072	15259469
	ug/L	1.00	WG	U	U	U_LAB	Y	GELC	CAWA-22-242423	INV	W	04/05/2022	N3B-2022-1059	15253541
	ug/L	1	W	U	U	U_LAB	Y	SwRI	CAPA-22-243497	TEST	W	04/08/2022	N3B-2022-1072	15259469
	ug/L	1.00	WS	U	U	U_LAB	Y	GELC	CAPA-22-243496	INV	W	04/12/2022	N3B-2022-1071	15263726
	ug/L	1	W	U	U	U_LAB	Y	SwRI	CAWA-22-242239	TEST	W	03/31/2022	N3B-2022-1058	15249139
	ug/L	1.00	WG	U	U	U_LAB	Y	GELC	CAWA-22-242238	INV	W	04/11/2022	N3B-2022-1057	15262066
	ug/L	1	W	U	U	U_LAB	Y	SwRI	CAWA-22-242203	TEST	W	04/08/2022	N3B-2022-1099	15259493
	ug/L	1.00	WS	U	U	U_LAB	Y	GELC	CAWA-22-242202	INV	W	04/15/2022	N3B-2022-1098	15265386
	ug/L	1	W	U	U	U_LAB	Y	SwRI	CAPA-22-243492	TEST	W	04/08/2022	N3B-2022-1072	15259463
	ug/L	1.00	WG	U	U	U_LAB	Y	GELC	CAPA-22-243491	INV	W	04/12/2022	N3B-2022-1071	15263420
	ug/L	1	W	U	U	U_LAB	Y	SwRI	CAWA-22-242216	TEST	W	03/31/2022	N3B-2022-1045	15249134
	ug/L	1.00	WG	U	U	U_LAB	Y	GELC	CAWA-22-243621	INV	W	04/06/2022	N3B-2022-1049	15254917
	ug/L	1	W	U	U	U_LAB	Y	SwRI	CAWA-22-242255	TEST	W	03/31/2022	N3B-2022-1058	15249144
	ug/L	1.00	WG	U	U	U_LAB	Y	GELC	CAWA-22-242254	INV	W	04/11/2022	N3B-2022-1057	15262333
	ug/L	1.00	WG	U	U	U_LAB	Y	GELC	CAWA-22-242423	INV	W	04/05/2022	N3B-2022-1059	15253479
	ug/L	1	W	U	U	U_LAB	Y	SwRI	CAPA-22-243497	TEST	W	04/08/2022	N3B-2022-1072	15259468
	ug/L	1.00	WS	U	U	U_LAB	Y	GELC	CAPA-22-243496	INV	W	04/12/2022	N3B-2022-1071	15263668
	ug/L	1	W	U	U	U_LAB	Y	SwRI	CAWA-22-242239	TEST	W	03/31/2022	N3B-2022-1058	15249141
	ug/L	1.00	WG	U	U	U_LAB	Y	GELC	CAWA-22-242238	INV	W	04/11/2022	N3B-2022-1057	15262091
	ug/L	1	W	U	U	U_LAB	Y	SwRI	CAWA-22-242203	TEST	W	04/08/2022	N3B-2022-1099	15259495
	ug/L	1.00	WS	U	U	U_LAB	Y	GELC	CAWA-22-242202	INV	W	04/15/2022	N3B-2022-1098	15265718
	ug/L	1	W	U	U	U_LAB	Y	SwRI	CAPA-22-243492	TEST	W	04/08/2022	N3B-2022-1072	15259464
	ug/L	1.00	WG	U	U	U_LAB	Y	GELC	CAPA-22-243491	INV	W	04/12/2022	N3B-2022-1071	15263479
	ug/L	1	W	U	U	U_LAB	Y	SwRI	CAWA-22-242216	TEST	W	03/31/2022	N3B-2022-1045	15249136
	ug/L	1.00	WG	U	U	U_LAB	Y	GELC	CAWA-22-243621	INV	W	04/06/2022	N3B-2022-1049	15254977
	ug/L	1	W	U	U	U_LAB	Y	SwRI	CAWA-22-242255	TEST	W	03/31/2022	N3B-2022-1058	15249146

Report Minimum Detectable Activity	Report Unit	Dilution Factor	Sample Type	Lab Qualifier	Validation Qualifier	Validation Reason Codes	Best Value	Lab ID	Field Sample ID	Sample Usage Code	Sample Matrix	Web Publish Date	COC #	Field Sample Result Record #
	ug/L	1.00	WG	U	U	U_LAB	Y	GELC	CAWA-22-242254	INV	W	04/11/2022	N3B-2022-1057	15262359
	ug/L	1.00	WG	U	U	U_LAB	Y	GELC	CAWA-22-242423	INV	W	04/05/2022	N3B-2022-1059	15253542
	ug/L	1	W	U	U	U_LAB	Y	SwRI	CAPA-22-243497	TEST	W	04/08/2022	N3B-2022-1072	15259470
	ug/L	1.00	WS	U	U	U_LAB	Y	GELC	CAPA-22-243496	INV	W	04/12/2022	N3B-2022-1071	15263727
	ug/L	2.00	WG	U	U	U_LAB	Y	GELC	CAWA-22-242238	INV	W	04/11/2022	N3B-2022-1057	15261962
	ug/L	2.00	WS	U	U	U_LAB	Y	GELC	CAWA-22-242202	INV	W	04/15/2022	N3B-2022-1098	15265407
	ug/L	2.00	WG	U	U	U_LAB	Y	GELC	CAPA-22-243491	INV	W	04/12/2022	N3B-2022-1071	15262807
	ug/L	2.00	WG	U	U	U_LAB	Y	GELC	CAWA-22-243621	INV	W	04/06/2022	N3B-2022-1049	15254882
	ug/L	2.00	WG	U	U	U_LAB	Y	GELC	CAWA-22-242246	INV	W	04/06/2022	N3B-2022-1049	15254826
	ug/L	2.00	WG	U	U	U_LAB	Y	GELC	CAWA-22-242254	INV	W	04/11/2022	N3B-2022-1057	15262106
	ug/L	2.00	WG	U	U	U_LAB	Y	GELC	CAWA-22-242423	INV	W	04/05/2022	N3B-2022-1059	15253530
	ug/L	2.00	WS	U	U	U_LAB	Y	GELC	CAPA-22-243496	INV	W	04/12/2022	N3B-2022-1071	15262830
	ug/L	2.00	WG	U	U	U_LAB	Y	GELC	CAWA-22-242238	INV	W	04/11/2022	N3B-2022-1057	15261964
	ug/L	2.00	WS	U	U	U_LAB	Y	GELC	CAWA-22-242202	INV	W	04/15/2022	N3B-2022-1098	15265408
	ug/L	2.00	WG	U	U	U_LAB	Y	GELC	CAPA-22-243491	INV	W	04/12/2022	N3B-2022-1071	15262808
	ug/L	2.00	WG	U	U	U_LAB	Y	GELC	CAWA-22-243621	INV	W	04/06/2022	N3B-2022-1049	15254883
	ug/L	2.00	WG	U	U	U_LAB	Y	GELC	CAWA-22-242246	INV	W	04/06/2022	N3B-2022-1049	15254827
	ug/L	2.00	WG	U	U	U_LAB	Y	GELC	CAWA-22-242254	INV	W	04/11/2022	N3B-2022-1057	15262107
	ug/L	2.00	WG	U	U	U_LAB	Y	GELC	CAWA-22-242423	INV	W	04/05/2022	N3B-2022-1059	15253559
	ug/L	2.00	WS	U	U	U_LAB	Y	GELC	CAPA-22-243496	INV	W	04/12/2022	N3B-2022-1071	15262831
	ug/L	2.00	WG	U	U	U_LAB	Y	GELC	CAWA-22-242238	INV	W	04/11/2022	N3B-2022-1057	15261967
	ug/L	2.00	WS	U	U	U_LAB	Y	GELC	CAWA-22-242202	INV	W	04/15/2022	N3B-2022-1098	15265409
	ug/L	2.00	WG	U	U	U_LAB	Y	GELC	CAPA-22-243491	INV	W	04/12/2022	N3B-2022-1071	15262809
	ug/L	2.00	WG	U	U	U_LAB	Y	GELC	CAWA-22-243621	INV	W	04/06/2022	N3B-2022-1049	15254884
	ug/L	2.00	WG	U	U	U_LAB	Y	GELC	CAWA-22-242246	INV	W	04/06/2022	N3B-2022-1049	15254828
	ug/L	2.00	WG	U	U	U_LAB	Y	GELC	CAWA-22-242254	INV	W	04/11/2022	N3B-2022-1057	15262108
	ug/L	2.00	WG	U	U	U_LAB	Y	GELC	CAWA-22-242423	INV	W	04/05/2022	N3B-2022-1059	15253564
	ug/L	2.00	WS	U	U	U_LAB	Y	GELC	CAPA-22-243496	INV	W	04/12/2022	N3B-2022-1071	15262832
	ug/L	1.00	WG	U	U	U_LAB	Y	GELC	CAWA-22-242238	INV	W	04/11/2022	N3B-2022-1057	15262279
	ug/L	1.00	WS	U	U	U_LAB	Y	GELC	CAWA-22-242202	INV	W	04/15/2022	N3B-2022-1098	15265665
	ug/L	1.00	WG	U	U	U_LAB	Y	GELC	CAPA-22-243491	INV	W	04/12/2022	N3B-2022-1071	15263358
	ug/L	1.00	WG	U	U	U_LAB	Y	GELC	CAWA-22-243621	INV	W	04/06/2022	N3B-2022-1049	15254986
	ug/L	1.00	WG	U	U	U_LAB	Y	GELC	CAWA-22-242254	INV	W	04/11/2022	N3B-2022-1057	15262293
	ug/L	1.00	WG	U	U	U_LAB	Y	GELC	CAWA-22-242423	INV	W	04/05/2022	N3B-2022-1059	15253407
	ug/L	1.00	WS	U	U	U_LAB	Y	GELC	CAPA-22-243496	INV	W	04/12/2022	N3B-2022-1071	15263606
	ug/L	1.00	WG	U	U	U_LAB	Y	GELC	CAWA-22-242238	INV	W	04/11/2022	N3B-2022-1057	15262063
	ug/L	1.00	WS	U	U	U_LAB	Y	GELC	CAWA-22-242202	INV	W	04/15/2022	N3B-2022-1098	15265696
	ug/L	1.00	WG	U	U	U_LAB	Y	GELC	CAPA-22-243491	INV	W	04/12/2022	N3B-2022-1071	15263417
	ug/L	1.00	WG	U	U	U_LAB	Y	GELC	CAWA-22-243621	INV	W	04/06/2022	N3B-2022-1049	15254980
	ug/L	1.00	WG	U	U	U_LAB	Y	GELC	CAWA-22-242254	INV	W	04/11/2022	N3B-2022-1057	15262330
	ug/L	1.00	WG	U	U	U_LAB	Y	GELC	CAWA-22-242423	INV	W	04/05/2022	N3B-2022-1059	15253475
	ug/L	1.00	WS	U	U	U_LAB	Y	GELC	CAPA-22-243496	INV	W	04/12/2022	N3B-2022-1071	15263665
	ug/L	1.00	WG	U	U	U_LAB	Y	GELC	CAWA-22-242238	INV	W	04/11/2022	N3B-2022-1057	15262080
	ug/L	1.00	WS	U	U	U_LAB	Y	GELC	CAWA-22-242202	INV	W	04/15/2022	N3B-2022-1098	15265707

Report Minimum Detectable Activity	Report Unit	Dilution Factor	Sample Type	Lab Qualifier	Validation Qualifier	Validation Reason Codes	Best Value	Lab ID	Field Sample ID	Sample Usage Code	Sample Matrix	Web Publish Date	COC #	Field Sample Result Record #
	ug/L	1.00	WG	U	U	U_LAB	Y	GELC	CAPA-22-243491	INV	W	04/12/2022	N3B-2022-1071	15263466
	ug/L	1.00	WG	U	U	U_LAB	Y	GELC	CAWA-22-243621	INV	W	04/06/2022	N3B-2022-1049	15254955
	ug/L	1.00	WG	U	U	U_LAB	Y	GELC	CAWA-22-242254	INV	W	04/11/2022	N3B-2022-1057	15262347
	ug/L	1.00	WG	U	U	U_LAB	Y	GELC	CAWA-22-242423	INV	W	04/05/2022	N3B-2022-1059	15253528
	ug/L	1.00	WS	U	U	U_LAB	Y	GELC	CAPA-22-243496	INV	W	04/12/2022	N3B-2022-1071	15263714
	ug/L	1	W		NQ	NQ	Y	SwRI	CAWA-22-242239	TEST	W	03/31/2022	N3B-2022-1058	15249137
	ug/L	1	W		NQ	NQ	Y	SwRI	CAPA-22-243492	TEST	W	04/08/2022	N3B-2022-1072	15259462
	ug/L	1	W	J	J	J_LAB	Y	SwRI	CAWA-22-242255	TEST	W	03/31/2022	N3B-2022-1058	15249142
	ug/L	1	W		NQ	NQ	Y	SwRI	CAPA-22-243492	TEST	W	04/08/2022	N3B-2022-1072	15259465
	ug/L	1.00	WG		NQ	NQ	Y	GELC	CAWA-22-242237	INV	W	04/11/2022	N3B-2022-1057	15262021
	ug/L	1.00	WS	J	J	J_LAB	Y	GELC	CAWA-22-242201	INV	W	04/15/2022	N3B-2022-1098	15265373
	ug/L	1.00	WG		NQ	NQ	Y	GELC	CAPA-22-243490	INV	W	04/12/2022	N3B-2022-1071	15262841
	ng/L	1.00	WG	U	U	U_LAB	Y	GELC	CAWA-22-242254	INV	W	04/11/2022	N3B-2022-1057	15261986
	ng/L	1.00	WS	U	U	U_LAB	Y	GELC	CAPA-22-243496	INV	W	04/12/2022	N3B-2022-1071	15262838
	ng/L	1.00	WG	U	U	U_LAB	Y	GELC	CAWA-22-242254	INV	W	04/11/2022	N3B-2022-1057	15261984
	ug/L	1.00	WG		NQ	NQ	Y	GELC	CAWA-22-242214	INV	W	04/06/2022	N3B-2022-1049	15254889
	ug/L	1.00	WG	J	J	J_LAB	Y	GELC	CAWA-22-242253	INV	W	04/11/2022	N3B-2022-1057	15262022
	ug/L	1.00	WG	J	J	J_LAB	Y	GELC	CAWA-22-242422	INV	W	04/05/2022	N3B-2022-1059	15253392
	ug/L	2.00	WG	U	U	U_LAB	Y	GELC	CAWA-22-242238	INV	W	04/11/2022	N3B-2022-1057	15261960
	ug/L	2.00	WS	U	U	U_LAB	Y	GELC	CAWA-22-242202	INV	W	04/15/2022	N3B-2022-1098	15265405
	ug/L	2.00	WG	U	U	U_LAB	Y	GELC	CAPA-22-243491	INV	W	04/12/2022	N3B-2022-1071	15262801
	ug/L	2.00	WG	U	U	U_LAB	Y	GELC	CAWA-22-243621	INV	W	04/06/2022	N3B-2022-1049	15254876
	ug/L	2.00	WG	U	U	U_LAB	Y	GELC	CAWA-22-242246	INV	W	04/06/2022	N3B-2022-1049	15254820
	ug/L	2.00	WG	U	U	U_LAB	Y	GELC	CAWA-22-242254	INV	W	04/11/2022	N3B-2022-1057	15262104
	ug/L	2.00	WG	U	U	U_LAB	Y	GELC	CAWA-22-242423	INV	W	04/05/2022	N3B-2022-1059	15253509
	ug/L	2.00	WS	U	U	U_LAB	Y	GELC	CAPA-22-243496	INV	W	04/12/2022	N3B-2022-1071	15262824
	ug/L	1.00	WG	U	U	U_LAB	Y	GELC	CAWA-22-242238	INV	W	04/11/2022	N3B-2022-1057	15262076
	ug/L	1.00	WS	U	U	U_LAB	Y	GELC	CAWA-22-242202	INV	W	04/15/2022	N3B-2022-1098	15265703
	ug/L	1.00	WG	U	U	U_LAB	Y	GELC	CAPA-22-243491	INV	W	04/12/2022	N3B-2022-1071	15263460
	ug/L	1.00	WG	U	U	U_LAB	Y	GELC	CAWA-22-243621	INV	W	04/06/2022	N3B-2022-1049	15254956
	ug/L	1.00	WG	U	U	U_LAB	Y	GELC	CAWA-22-242254	INV	W	04/11/2022	N3B-2022-1057	15262343
	ug/L	1.00	WG	U	U	U_LAB	Y	GELC	CAWA-22-242423	INV	W	04/05/2022	N3B-2022-1059	15253522
	ug/L	1.00	WS	U	U	U_LAB	Y	GELC	CAPA-22-243496	INV	W	04/12/2022	N3B-2022-1071	15263708
	ug/L	1.00	WG	U	U	U_LAB	Y	GELC	CAWA-22-242238	INV	W	04/11/2022	N3B-2022-1057	15262031
	ug/L	1.00	WS	U	U	U_LAB	Y	GELC	CAWA-22-242202	INV	W	04/15/2022	N3B-2022-1098	15265378
	ug/L	1.00	WG	U	U	U_LAB	Y	GELC	CAPA-22-243491	INV	W	04/12/2022	N3B-2022-1071	15263363
	ug/L	1.00	WG	U	U	U_LAB	Y	GELC	CAWA-22-243621	INV	W	04/06/2022	N3B-2022-1049	15254909
	ug/L	1.00	WG	U	U	U_LAB	Y	GELC	CAWA-22-242254	INV	W	04/11/2022	N3B-2022-1057	15262294
	ug/L	1.00	WG	U	U	U_LAB	Y	GELC	CAWA-22-242423	INV	W	04/05/2022	N3B-2022-1059	15253412
	ug/L	1.00	WS	U	U	U_LAB	Y	GELC	CAPA-22-243496	INV	W	04/12/2022	N3B-2022-1071	15263611
0.0770	pCi/L	1.00	WG	U	U	R5u	Y	GELC	CAWA-22-242238	INV	W	04/11/2022	N3B-2022-1057	15262011
0.0497	pCi/L	1.00	WS	U	U	R5u	Y	GELC	CAWA-22-242202	INV	W	04/15/2022	N3B-2022-1098	15265363
0.0729	pCi/L	1.00	WG	U	U	R5u	Y	GELC	CAPA-22-243491	INV	W	04/12/2022	N3B-2022-1071	15262883
0.0311	pCi/L	1.00	WG	U	U	R5u	Y	GELC	CAWA-22-243621	INV	W	04/06/2022	N3B-2022-1049	15254895

Report Minimum Detectable Activity	Report Unit	Dilution Factor	Sample Type	Lab Qualifier	Validation Qualifier	Validation Reason Codes	Best Value	Lab ID	Field Sample ID	Sample Usage Code	Sample Matrix	Web Publish Date	COC #	Field Sample Result Record #
0.0696	pCi/L	1.00	WG	U	U	R5u	Y	GELC	CAWA-22-242254	INV	W	04/11/2022	N3B-2022-1057	15262013
0.0470	pCi/L	1.00	WS	U	U	R5u	Y	GELC	CAPA-22-243496	INV	W	04/12/2022	N3B-2022-1071	15262900
0.130	pCi/L	1.00	WG	U	U	R5u	Y	GELC	CAWA-22-242238	INV	W	04/11/2022	N3B-2022-1057	15262012
0.0837	pCi/L	1.00	WS	U	U	R5u	Y	GELC	CAWA-22-242202	INV	W	04/15/2022	N3B-2022-1098	15265364
0.123	pCi/L	1.00	WG	U	U	R5u	Y	GELC	CAPA-22-243491	INV	W	04/12/2022	N3B-2022-1071	15262884
0.0523	pCi/L	1.00	WG	U	U	R5u	Y	GELC	CAWA-22-243621	INV	W	04/06/2022	N3B-2022-1049	15254896
0.117	pCi/L	1.00	WG	U	U	R5u	Y	GELC	CAWA-22-242254	INV	W	04/11/2022	N3B-2022-1057	15262014
0.0792	pCi/L	1.00	WS	U	U	R5u	Y	GELC	CAPA-22-243496	INV	W	04/12/2022	N3B-2022-1071	15262901
	ug/L	1.00	WS		NQ	NQ	Y	GELC	CAPA-22-243495	INV	W	04/12/2022	N3B-2022-1071	15262842
	ng/L	1.00	WS		NQ	NQ	Y	GELC	CAPA-22-243496	INV	W	04/12/2022	N3B-2022-1071	15262836
	ng/L	1.00	WG		NQ	NQ	Y	GELC	CAWA-22-242254	INV	W	04/11/2022	N3B-2022-1057	15261985
	ng/L	1.00	WS	J	J	J_LAB	Y	GELC	CAPA-22-243496	INV	W	04/12/2022	N3B-2022-1071	15262837
	mg/L	1.00	WG		NQ	NQ	Y	GELC	CAWA-22-242237	INV	W	04/11/2022	N3B-2022-1057	15261873
	mg/L	1.00	WS		NQ	NQ	Y	GELC	CAWA-22-242201	INV	W	04/15/2022	N3B-2022-1098	15265228
	mg/L	1.00	WS		NQ	NQ	Y	GELC	CAWA-22-242202	INV	W	04/15/2022	N3B-2022-1098	15265252
	mg/L	1.00	WG		NQ	NQ	Y	GELC	CAPA-22-243490	INV	W	04/12/2022	N3B-2022-1071	15262611
	mg/L	1.00	WG		NQ	NQ	Y	GELC	CAWA-22-242214	INV	W	04/06/2022	N3B-2022-1049	15254843
	mg/L	1.00	WG		NQ	NQ	Y	GELC	CAWA-22-242253	INV	W	04/11/2022	N3B-2022-1057	15261897
52.7	pCi/L	1.00	WG	U	U	R5u	Y	GELC	CAWA-22-242238	INV	W	04/11/2022	N3B-2022-1057	15261993
50.1	pCi/L	1.00	WS	U	UJ	R5d	Y	GELC	CAWA-22-242202	INV	W	04/15/2022	N3B-2022-1098	15265345
52.4	pCi/L	1.00	WG	U	U	R5u	Y	GELC	CAPA-22-243491	INV	W	04/12/2022	N3B-2022-1071	15262885
51.5	pCi/L	1.00	WG	U	U	R5u	Y	GELC	CAWA-22-243621	INV	W	04/06/2022	N3B-2022-1049	15254897
40.5	pCi/L	1.00	WG	U	U	R5u	Y	GELC	CAWA-22-242254	INV	W	04/11/2022	N3B-2022-1057	15261998
71.2	pCi/L	1.00	WS	U	U	R5u	Y	GELC	CAPA-22-243496	INV	W	04/12/2022	N3B-2022-1071	15262902
	ug/L	1.00	WG	U	U	U_LAB	Y	GELC	CAWA-22-242238	INV	W	04/11/2022	N3B-2022-1057	15262282
	ug/L	1.00	WS	U	U	U_LAB	Y	GELC	CAWA-22-242202	INV	W	04/15/2022	N3B-2022-1098	15265678
	ug/L	1.00	WG	U	U	U_LAB	Y	GELC	CAPA-22-243491	INV	W	04/12/2022	N3B-2022-1071	15263390
	ug/L	1.00	WG	U	U	U_LAB	Y	GELC	CAWA-22-243621	INV	W	04/06/2022	N3B-2022-1049	15254988
	ug/L	1.00	WG	U	U	U_LAB	Y	GELC	CAWA-22-242254	INV	W	04/11/2022	N3B-2022-1057	15262311
	ug/L	1.00	WG	U	U	U_LAB	Y	GELC	CAWA-22-242423	INV	W	04/05/2022	N3B-2022-1059	15253441
	ug/L	1.00	WS	U	U	U_LAB	Y	GELC	CAPA-22-243496	INV	W	04/12/2022	N3B-2022-1071	15263638
	ug/L	1.00	WG	U	U	U_LAB	Y	GELC	CAWA-22-242238	INV	W	04/11/2022	N3B-2022-1057	15262124
	ug/L	1.00	WG	U	U	U_LAB	Y	GELC	CAWA-22-242240	QC	W	04/11/2022	N3B-2022-1057	15262205
	ug/L	1.00	WS	U	U	U_LAB	Y	GELC	CAWA-22-242204	QC	W	04/15/2022	N3B-2022-1098	15265560
	ug/L	1.00	WS	U	U	U_LAB	Y	GELC	CAWA-22-242202	INV	W	04/15/2022	N3B-2022-1098	15265479
	ug/L	1.00	WG	U	U	U_LAB	Y	GELC	CAPA-22-243491	INV	W	04/12/2022	N3B-2022-1071	15263354
	ug/L	1.00	WG	U	U	U_LAB	Y	GELC	CAPA-22-243494	QC	W	04/12/2022	N3B-2022-1071	15263511
	ug/L	1.00	WG	U	U	U_LAB	Y	GELC	CAWA-22-242218	QC	W	04/06/2022	N3B-2022-1049	15255016
	ug/L	1.00	WG	U	U	U_LAB	Y	GELC	CAWA-22-243621	INV	W	04/06/2022	N3B-2022-1049	15255097
	ug/L	1.00	WG	U	U	U_LAB	Y	GELC	CAWA-22-242256	QC	W	04/11/2022	N3B-2022-1057	15262463
	ug/L	1.00	WG	U	U	U_LAB	Y	GELC	CAWA-22-242254	INV	W	04/11/2022	N3B-2022-1057	15262387
	ug/L	1.00	WG	U	U	U_LAB	Y	GELC	CAWA-22-242423	INV	W	04/05/2022	N3B-2022-1059	15253370
	ug/L	1.00	WG	U	U	U_LAB	Y	GELC	CAWA-22-242425	QC	W	04/05/2022	N3B-2022-1059	15253583
	ug/L	1.00	WS	U	U	U_LAB	Y	GELC	CAPA-22-243498	QC	W	04/12/2022	N3B-2022-1071	15263760

Report Minimum Detectable Activity	Report Unit	Dilution Factor	Sample Type	Lab Qualifier	Validation Qualifier	Validation Reason Codes	Best Value	Lab ID	Field Sample ID	Sample Usage Code	Sample Matrix	Web Publish Date	COC #	Field Sample Result Record #
	ug/L	1.00	WS	U	U	U_LAB	Y	GELC	CAPA-22-243496	INV	W	04/12/2022	N3B-2022-1071	15263602
	ug/L	1.00	WG	U	U	U_LAB	Y	GELC	CAWA-22-242238	INV	W	04/11/2022	N3B-2022-1057	15262116
	ug/L	1.00	WG	U	U	U_LAB	Y	GELC	CAWA-22-242240	QC	W	04/11/2022	N3B-2022-1057	15262197
	ug/L	1.00	WS	U	U	U_LAB	Y	GELC	CAWA-22-242204	QC	W	04/15/2022	N3B-2022-1098	15265552
	ug/L	1.00	WS	U	U	U_LAB	Y	GELC	CAWA-22-242202	INV	W	04/15/2022	N3B-2022-1098	15265471
	ug/L	1.00	WG	U	U	U_LAB	Y	GELC	CAPA-22-243491	INV	W	04/12/2022	N3B-2022-1071	15263343
	ug/L	1.00	WG	U	U	U_LAB	Y	GELC	CAPA-22-243494	QC	W	04/12/2022	N3B-2022-1071	15263503
	ug/L	1.00	WG	U	U	U_LAB	Y	GELC	CAWA-22-242218	QC	W	04/06/2022	N3B-2022-1049	15255049
	ug/L	1.00	WG	U	U	U_LAB	Y	GELC	CAWA-22-243621	INV	W	04/06/2022	N3B-2022-1049	15255130
	ug/L	1.00	WG	U	U	U_LAB	Y	GELC	CAWA-22-242254	INV	W	04/11/2022	N3B-2022-1057	15262379
	ug/L	1.00	WG	U	U	U_LAB	Y	GELC	CAWA-22-242256	QC	W	04/11/2022	N3B-2022-1057	15262455
	ug/L	1.00	WG	U	U	U_LAB	Y	GELC	CAWA-22-242423	INV	W	04/05/2022	N3B-2022-1059	15253359
	ug/L	1.00	WG	U	U	U_LAB	Y	GELC	CAWA-22-242425	QC	W	04/05/2022	N3B-2022-1059	15253575
	ug/L	1.00	WS	U	U	U_LAB	Y	GELC	CAPA-22-243498	QC	W	04/12/2022	N3B-2022-1071	15263752
	ug/L	1.00	WS	U	U	U_LAB	Y	GELC	CAPA-22-243496	INV	W	04/12/2022	N3B-2022-1071	15263591
	ug/L	1.00	WG	U	U	U_LAB	Y	GELC	CAWA-22-242238	INV	W	04/11/2022	N3B-2022-1057	15262043
	ug/L	1.00	WS	U	U	U_LAB	Y	GELC	CAWA-22-242202	INV	W	04/15/2022	N3B-2022-1098	15265675
	ug/L	1.00	WG	U	U	U_LAB	Y	GELC	CAPA-22-243491	INV	W	04/12/2022	N3B-2022-1071	15263383
	ug/L	1.00	WG	U	U	U_LAB	Y	GELC	CAWA-22-243621	INV	W	04/06/2022	N3B-2022-1049	15254961
	ug/L	1.00	WG	U	U	U_LAB	Y	GELC	CAWA-22-242254	INV	W	04/11/2022	N3B-2022-1057	15262308
	ug/L	1.00	WG	U	U	U_LAB	Y	GELC	CAWA-22-242423	INV	W	04/05/2022	N3B-2022-1059	15253434
	ug/L	1.00	WS	U	U	U_LAB	Y	GELC	CAPA-22-243496	INV	W	04/12/2022	N3B-2022-1071	15263631
	ug/L	1.00	WG	U	U	U_LAB	Y	GELC	CAWA-22-242238	INV	W	04/11/2022	N3B-2022-1057	15262032
	ug/L	1.00	WS	U	U	U_LAB	Y	GELC	CAWA-22-242202	INV	W	04/15/2022	N3B-2022-1098	15265379
	ug/L	1.00	WG	U	U	U_LAB	Y	GELC	CAPA-22-243491	INV	W	04/12/2022	N3B-2022-1071	15263364
	ug/L	1.00	WG	U	U	U_LAB	Y	GELC	CAWA-22-243621	INV	W	04/06/2022	N3B-2022-1049	15254907
	ug/L	1.00	WG	U	U	U_LAB	Y	GELC	CAWA-22-242254	INV	W	04/11/2022	N3B-2022-1057	15262295
	ug/L	1.00	WG	U	U	U_LAB	Y	GELC	CAWA-22-242423	INV	W	04/05/2022	N3B-2022-1059	15253413
	ug/L	1.00	WS	U	U	U_LAB	Y	GELC	CAPA-22-243496	INV	W	04/12/2022	N3B-2022-1071	15263612
0.666	pCi/L	1.00	WG	U	UJ	R5d	Y	GELC	CAWA-22-242238	INV	W	04/11/2022	N3B-2022-1057	15262001
0.745	pCi/L	1.00	WG	U	U	R5u	Y	GELC	CAPA-22-243491	INV	W	04/12/2022	N3B-2022-1071	15262886
	mg/L	1.00	WG		NQ	NQ	Y	GELC	CAWA-22-242422	INV	W	04/05/2022	N3B-2022-1059	15253384
	mg/L	1.00	WS		NQ	NQ	Y	GELC	CAPA-22-243496	INV	W	04/12/2022	N3B-2022-1071	15262672
0.702	pCi/L	1.00	WS	U	UJ	R5d	Y	GELC	CAPA-22-243496	INV	W	04/12/2022	N3B-2022-1071	15262903
	mg/L	1.00	WS		NQ	NQ	Y	GELC	CAPA-22-243495	INV	W	04/12/2022	N3B-2022-1071	15262642
0.672	pCi/L	1.00	WS		NQ	NQ	Y	GELC	CAWA-22-242202	INV	W	04/15/2022	N3B-2022-1098	15265353
0.275	pCi/L	1.00	WG		NQ	NQ	Y	GELC	CAWA-22-243621	INV	W	04/06/2022	N3B-2022-1049	15254898
0.461	pCi/L	1.00	WG		NQ	NQ	Y	GELC	CAWA-22-242254	INV	W	04/11/2022	N3B-2022-1057	15262002
	pCi/L	1.00	WG		UJ	R5d	Y	GELC	CAWA-22-242238	INV	W	04/11/2022	N3B-2022-1057	15262007
	pCi/L	1.00	WS		NQ	NQ	Y	GELC	CAWA-22-242202	INV	W	04/15/2022	N3B-2022-1098	15265359
0.625	pCi/L	1.00	WG	U	UJ	R5d	Y	GELC	CAWA-22-242238	INV	W	04/11/2022	N3B-2022-1057	15262003
0.507	pCi/L	1.00	WS	U	UJ	R5d	Y	GELC	CAWA-22-242202	INV	W	04/15/2022	N3B-2022-1098	15265355
	pCi/L	1.00	WG		NQ	NQ	Y	GELC	CAPA-22-243491	INV	W	04/12/2022	N3B-2022-1071	15262893
	pCi/L	1.00	WG		NQ	NQ	Y	GELC	CAWA-22-243621	INV	W	04/06/2022	N3B-2022-1049	15254905

Report Minimum Detectable Activity	Report Unit	Dilution Factor	Sample Type	Lab Qualifier	Validation Qualifier	Validation Reason Codes	Best Value	Lab ID	Field Sample ID	Sample Usage Code	Sample Matrix	Web Publish Date	COC #	Field Sample Result Record #
0.661	pCi/L	1.00	WG	U	UJ	R5d	Y	GELC	CAWA-22-242254	INV	W	04/11/2022	N3B-2022-1057	15262004
0.400	pCi/L	1.00	WS	U	U	R5u	Y	GELC	CAPA-22-243496	INV	W	04/12/2022	N3B-2022-1071	15262904
	pCi/L	1.00	WG		NQ	NQ	Y	GELC	CAWA-22-242254	INV	W	04/11/2022	N3B-2022-1057	15262008
	ug/L	2.00	WS	U	U	U_LAB	Y	GELC	CAWA-22-242202	INV	W	04/15/2022	N3B-2022-1098	15265395
	pCi/L	1.00	WS		UJ	R5d	Y	GELC	CAPA-22-243496	INV	W	04/12/2022	N3B-2022-1071	15262910
0.791	pCi/L	1.00	WG		NQ	NQ	Y	GELC	CAPA-22-243491	INV	W	04/12/2022	N3B-2022-1071	15262887
0.833	pCi/L	1.00	WG		NQ	NQ	Y	GELC	CAWA-22-243621	INV	W	04/06/2022	N3B-2022-1049	15254899
	ug/L	2.00	WG		NQ	NQ	Y	GELC	CAPA-22-243491	INV	W	04/12/2022	N3B-2022-1071	15262796
	ug/L	2.00	WG	U	U	U_LAB	Y	GELC	CAWA-22-242246	INV	W	04/06/2022	N3B-2022-1049	15254815
	ug/L	2.00	WG		J+	HE12f	Y	GELC	CAWA-22-242254	INV	W	04/11/2022	N3B-2022-1057	15261973
	ug/L	2.00	WG		J+	HE12f	Y	GELC	CAWA-22-242423	INV	W	04/05/2022	N3B-2022-1059	15253426
	ug/L	2.00	WS	U	U	U_LAB	Y	GELC	CAPA-22-243496	INV	W	04/12/2022	N3B-2022-1071	15262819
	ug/L	1.00	WG	U	U	U_LAB	Y	GELC	CAWA-22-242237	INV	W	04/11/2022	N3B-2022-1057	15261883
	ug/L	1.00	WS	U	U	U_LAB	Y	GELC	CAWA-22-242201	INV	W	04/15/2022	N3B-2022-1098	15265238
	ug/L	1.00	WS	U	U	U_LAB	Y	GELC	CAWA-22-242202	INV	W	04/15/2022	N3B-2022-1098	15265269
	ug/L	1.00	WG	U	U	U_LAB	Y	GELC	CAPA-22-243490	INV	W	04/12/2022	N3B-2022-1071	15262612
	ug/L	1.00	WG	U	U	U_LAB	Y	GELC	CAWA-22-242214	INV	W	04/06/2022	N3B-2022-1049	15254842
	ug/L	1.00	WG	U	U	U_LAB	Y	GELC	CAWA-22-242253	INV	W	04/11/2022	N3B-2022-1057	15261913
	ug/L	1.00	WG	U	U	U_LAB	Y	GELC	CAWA-22-242422	INV	W	04/05/2022	N3B-2022-1059	15253372
	ug/L	1.00	WS	U	U	U_LAB	Y	GELC	CAPA-22-243495	INV	W	04/12/2022	N3B-2022-1071	15262643
	ug/L	1.00	WS	U	U	U_LAB	Y	GELC	CAPA-22-243496	INV	W	04/12/2022	N3B-2022-1071	15262673
	mg/L	1.00	WG		NQ	NQ	Y	GELC	CAWA-22-242237	INV	W	04/11/2022	N3B-2022-1057	15261876
	mg/L	1.00	WS		NQ	NQ	Y	GELC	CAWA-22-242202	INV	W	04/15/2022	N3B-2022-1098	15265256
	mg/L	1.00	WS		NQ	NQ	Y	GELC	CAWA-22-242201	INV	W	04/15/2022	N3B-2022-1098	15265231
	mg/L	1.00	WG		NQ	NQ	Y	GELC	CAPA-22-243490	INV	W	04/12/2022	N3B-2022-1071	15262613
	mg/L	1.00	WG		NQ	NQ	Y	GELC	CAWA-22-242214	INV	W	04/06/2022	N3B-2022-1049	15254841
	mg/L	1.00	WG		NQ	NQ	Y	GELC	CAWA-22-242253	INV	W	04/11/2022	N3B-2022-1057	15261901
	mg/L	1.00	WG		NQ	NQ	Y	GELC	CAWA-22-242422	INV	W	04/05/2022	N3B-2022-1059	15253339
	mg/L	1.00	WS		NQ	NQ	Y	GELC	CAPA-22-243496	INV	W	04/12/2022	N3B-2022-1071	15262674
	mg/L	1.00	WS		NQ	NQ	Y	GELC	CAPA-22-243495	INV	W	04/12/2022	N3B-2022-1071	15262644
	ug/L	1.00	WG	U	U	U_LAB	Y	GELC	CAWA-22-242237	INV	W	04/11/2022	N3B-2022-1057	15261880
	ug/L	1.00	WS	U	U	U_LAB	Y	GELC	CAWA-22-242201	INV	W	04/15/2022	N3B-2022-1098	15265235
	ug/L	1.00	WS	U	U	U_LAB	Y	GELC	CAWA-22-242202	INV	W	04/15/2022	N3B-2022-1098	15265261
	ug/L	1.00	WG	U	U	U_LAB	Y	GELC	CAPA-22-243490	INV	W	04/12/2022	N3B-2022-1071	15262614
	ug/L	1.00	WG	U	U	U_LAB	Y	GELC	CAWA-22-242214	INV	W	04/06/2022	N3B-2022-1049	15254840
	ug/L	1.00	WG	U	U	U_LAB	Y	GELC	CAWA-22-242253	INV	W	04/11/2022	N3B-2022-1057	15261905
	ug/L	1.00	WG	U	U	U_LAB	Y	GELC	CAWA-22-242422	INV	W	04/05/2022	N3B-2022-1059	15253404
	ug/L	1.00	WS	U	U	U_LAB	Y	GELC	CAPA-22-243495	INV	W	04/12/2022	N3B-2022-1071	15262645
	ug/L	1.00	WS	U	U	U_LAB	Y	GELC	CAPA-22-243496	INV	W	04/12/2022	N3B-2022-1071	15262675
	mg/L	1.00	WG		NQ	NQ	Y	GELC	CAWA-22-242237	INV	W	04/11/2022	N3B-2022-1057	15261875
	mg/L	1.00	WS		NQ	NQ	Y	GELC	CAWA-22-242201	INV	W	04/15/2022	N3B-2022-1098	15265230
	mg/L	1.00	WS		NQ	NQ	Y	GELC	CAWA-22-242202	INV	W	04/15/2022	N3B-2022-1098	15265255
	mg/L	1.00	WG		NQ	NQ	Y	GELC	CAPA-22-243490	INV	W	04/12/2022	N3B-2022-1071	15262615
	mg/L	1.00	WG		NQ	NQ	Y	GELC	CAWA-22-242214	INV	W	04/06/2022	N3B-2022-1049	15254839

Report Minimum Detectable Activity	Report Unit	Dilution Factor	Sample Type	Lab Qualifier	Validation Qualifier	Validation Reason Codes	Best Value	Lab ID	Field Sample ID	Sample Usage Code	Sample Matrix	Web Publish Date	COC #	Field Sample Result Record #
	mg/L	1.00	WG		NQ	NQ	Y	GELC	CAWA-22-242253	INV	W	04/11/2022	N3B-2022-1057	15261900
	mg/L	1.00	WG		NQ	NQ	Y	GELC	CAWA-22-242422	INV	W	04/05/2022	N3B-2022-1059	15253380
	mg/L	1.00	WS		NQ	NQ	Y	GELC	CAPA-22-243496	INV	W	04/12/2022	N3B-2022-1071	15262676
	mg/L	1.00	WS		NQ	NQ	Y	GELC	CAPA-22-243495	INV	W	04/12/2022	N3B-2022-1071	15262646
3.80	pCi/L	1.00	WG	U	U	R5u	Y	GELC	CAWA-22-242238	INV	W	04/11/2022	N3B-2022-1057	15261994
4.12	pCi/L	1.00	WS	U	U	R5u	Y	GELC	CAWA-22-242202	INV	W	04/15/2022	N3B-2022-1098	15265346
4.29	pCi/L	1.00	WG	U	U	R5u	Y	GELC	CAPA-22-243491	INV	W	04/12/2022	N3B-2022-1071	15262888
3.55	pCi/L	1.00	WG	U	U	R5u	Y	GELC	CAWA-22-243621	INV	W	04/06/2022	N3B-2022-1049	15254900
3.47	pCi/L	1.00	WG	U	U	R5u	Y	GELC	CAWA-22-242254	INV	W	04/11/2022	N3B-2022-1057	15261999
4.55	pCi/L	1.00	WS	U	U	R5u	Y	GELC	CAPA-22-243496	INV	W	04/12/2022	N3B-2022-1071	15262905
	uS/cm	1.00	WG		NQ	NQ	Y	GELC	CAWA-22-242237	INV	W	04/11/2022	N3B-2022-1057	15261920
	uS/cm	1.00	WS		NQ	NQ	Y	GELC	CAWA-22-242201	INV	W	04/15/2022	N3B-2022-1098	15265275
	uS/cm	1.00	WG		NQ	NQ	Y	GELC	CAPA-22-243490	INV	W	04/12/2022	N3B-2022-1071	15262724
	uS/cm	1.00	WG		NQ	NQ	Y	GELC	CAWA-22-242214	INV	W	04/06/2022	N3B-2022-1049	15254804
	uS/cm	1.00	WG		NQ	NQ	Y	GELC	CAWA-22-242253	INV	W	04/11/2022	N3B-2022-1057	15261921
	uS/cm	1.00	WG		NQ	NQ	Y	GELC	CAWA-22-242422	INV	W	04/05/2022	N3B-2022-1059	15253342
	uS/cm	1.00	WS		NQ	NQ	Y	GELC	CAPA-22-243495	INV	W	04/12/2022	N3B-2022-1071	15262739
	ug/L	1.00	WG		NQ	NQ	Y	GELC	CAWA-22-242237	INV	W	04/11/2022	N3B-2022-1057	15261877
	ug/L	1.00	WS		NQ	NQ	Y	GELC	CAWA-22-242202	INV	W	04/15/2022	N3B-2022-1098	15265257
	ug/L	1.00	WS		NQ	NQ	Y	GELC	CAWA-22-242201	INV	W	04/15/2022	N3B-2022-1098	15265232
	ug/L	1.00	WG		NQ	NQ	Y	GELC	CAPA-22-243490	INV	W	04/12/2022	N3B-2022-1071	15262616
	ug/L	1.00	WG		NQ	NQ	Y	GELC	CAWA-22-242214	INV	W	04/06/2022	N3B-2022-1049	15254838
	ug/L	1.00	WG		NQ	NQ	Y	GELC	CAWA-22-242253	INV	W	04/11/2022	N3B-2022-1057	15261902
	ug/L	1.00	WG		NQ	NQ	Y	GELC	CAWA-22-242422	INV	W	04/05/2022	N3B-2022-1059	15253343
	ug/L	1.00	WS		NQ	NQ	Y	GELC	CAPA-22-243496	INV	W	04/12/2022	N3B-2022-1071	15262677
	ug/L	1.00	WS		NQ	NQ	Y	GELC	CAPA-22-243495	INV	W	04/12/2022	N3B-2022-1071	15262647
0.434	pCi/L	1.00	WG		J	RB9	Y	GELC	CAWA-22-242238	INV	W	04/11/2022	N3B-2022-1057	15262005
0.470	pCi/L	1.00	WS		J	RD5	Y	GELC	CAWA-22-242202	INV	W	04/15/2022	N3B-2022-1098	15265357
0.318	pCi/L	1.00	WG		J	RB9	Y	GELC	CAPA-22-243491	INV	W	04/12/2022	N3B-2022-1071	15262889
0.843	pCi/L	1.00	WG	U	U	R5u	Y	GELC	CAWA-22-243621	INV	W	04/06/2022	N3B-2022-1049	15254901
0.446	pCi/L	1.00	WG		J	RB9	Y	GELC	CAWA-22-242254	INV	W	04/11/2022	N3B-2022-1057	15262006
0.384	pCi/L	1.00	WS		J	RB9	Y	GELC	CAPA-22-243496	INV	W	04/12/2022	N3B-2022-1071	15262906
	ug/L	1.00	WG	U	U	U_LAB	Y	GELC	CAWA-22-242238	INV	W	04/11/2022	N3B-2022-1057	15262113
	ug/L	1.00	WG	U	U	U_LAB	Y	GELC	CAWA-22-242240	QC	W	04/11/2022	N3B-2022-1057	15262194
	ug/L	1.00	WS	U	U	U_LAB	Y	GELC	CAWA-22-242204	QC	W	04/15/2022	N3B-2022-1098	15265549
	ug/L	1.00	WS	U	U	U_LAB	Y	GELC	CAWA-22-242202	INV	W	04/15/2022	N3B-2022-1098	15265468
	ug/L	1.00	WG	U	U	U_LAB	Y	GELC	CAPA-22-243491	INV	W	04/12/2022	N3B-2022-1071	15263337
	ug/L	1.00	WG	U	U	U_LAB	Y	GELC	CAPA-22-243494	QC	W	04/12/2022	N3B-2022-1071	15263500
	ug/L	1.00	WG	U	U	U_LAB	Y	GELC	CAWA-22-242218	QC	W	04/06/2022	N3B-2022-1049	15255043
	ug/L	1.00	WG	U	U	U_LAB	Y	GELC	CAWA-22-243621	INV	W	04/06/2022	N3B-2022-1049	15255124
	ug/L	1.00	WG	U	U	U_LAB	Y	GELC	CAWA-22-242254	INV	W	04/11/2022	N3B-2022-1057	15262376
	ug/L	1.00	WG	U	U	U_LAB	Y	GELC	CAWA-22-242256	QC	W	04/11/2022	N3B-2022-1057	15262452
	ug/L	1.00	WG	U	U	U_LAB	Y	GELC	CAWA-22-242423	INV	W	04/05/2022	N3B-2022-1059	15253353
	ug/L	1.00	WG	U	U	U_LAB	Y	GELC	CAWA-22-242425	QC	W	04/05/2022	N3B-2022-1059	15253572

Report Minimum Detectable Activity	Report Unit	Dilution Factor	Sample Type	Lab Qualifier	Validation Qualifier	Validation Reason Codes	Best Value	Lab ID	Field Sample ID	Sample Usage Code	Sample Matrix	Web Publish Date	COC #	Field Sample Result Record #
	ug/L	1.00	WS	U	U	U_LAB	Y	GELC	CAPA-22-243498	QC	W	04/12/2022	N3B-2022-1071	15263749
	ug/L	1.00	WS	U	U	U_LAB	Y	GELC	CAPA-22-243496	INV	W	04/12/2022	N3B-2022-1071	15263585
	mg/L	1.00	WG		NQ	NQ	Y	GELC	CAWA-22-242237	INV	W	04/11/2022	N3B-2022-1057	15261929
	mg/L	1.00	WS		NQ	NQ	Y	GELC	CAWA-22-242201	INV	W	04/15/2022	N3B-2022-1098	15265284
	mg/L	1.00	WG		NQ	NQ	Y	GELC	CAPA-22-243490	INV	W	04/12/2022	N3B-2022-1071	15262723
	mg/L	1.00	WG		NQ	NQ	Y	GELC	CAWA-22-242214	INV	W	04/06/2022	N3B-2022-1049	15254803
	mg/L	1.00	WG		NQ	NQ	Y	GELC	CAWA-22-242253	INV	W	04/11/2022	N3B-2022-1057	15261933
	mg/L	1.00	WG		NQ	NQ	Y	GELC	CAWA-22-242422	INV	W	04/05/2022	N3B-2022-1059	15253341
	mg/L	1.00	WS		NQ	NQ	Y	GELC	CAPA-22-243495	INV	W	04/12/2022	N3B-2022-1071	15262738
	ug/L	1.00	WG	U	U	U_LAB	Y	GELC	CAWA-22-242238	INV	W	04/11/2022	N3B-2022-1057	15262281
	ug/L	1.00	WS	U	U	U_LAB	Y	GELC	CAWA-22-242202	INV	W	04/15/2022	N3B-2022-1098	15265674
	ug/L	1.00	WG	U	U	U_LAB	Y	GELC	CAPA-22-243491	INV	W	04/12/2022	N3B-2022-1071	15263379
	ug/L	1.00	WG	U	U	U_LAB	Y	GELC	CAWA-22-243621	INV	W	04/06/2022	N3B-2022-1049	15254987
	ug/L	1.00	WG	U	U	U_LAB	Y	GELC	CAWA-22-242254	INV	W	04/11/2022	N3B-2022-1057	15262307
	ug/L	1.00	WG	U	U	U_LAB	Y	GELC	CAWA-22-242423	INV	W	04/05/2022	N3B-2022-1059	15253430
	ug/L	1.00	WS	U	U	U_LAB	Y	GELC	CAPA-22-243496	INV	W	04/12/2022	N3B-2022-1071	15263627
	ug/L	2.00	WG	U	U	U_LAB	Y	GELC	CAWA-22-242238	INV	W	04/11/2022	N3B-2022-1057	15261953
	ug/L	2.00	WS	U	U	U_LAB	Y	GELC	CAWA-22-242202	INV	W	04/15/2022	N3B-2022-1098	15265398
	ug/L	2.00	WG	U	U	U_LAB	Y	GELC	CAPA-22-243491	INV	W	04/12/2022	N3B-2022-1071	15262802
	ug/L	2.00	WG	U	U	U_LAB	Y	GELC	CAWA-22-243621	INV	W	04/06/2022	N3B-2022-1049	15254877
	ug/L	2.00	WG	U	U	U_LAB	Y	GELC	CAWA-22-242246	INV	W	04/06/2022	N3B-2022-1049	15254821
	ug/L	2.00	WG	U	U	U_LAB	Y	GELC	CAWA-22-242254	INV	W	04/11/2022	N3B-2022-1057	15262100
	ug/L	2.00	WG	U	U	U_LAB	Y	GELC	CAWA-22-242423	INV	W	04/05/2022	N3B-2022-1059	15253453
	ug/L	2.00	WS	U	U	U_LAB	Y	GELC	CAPA-22-243496	INV	W	04/12/2022	N3B-2022-1071	15262825
	deg C		WG		NQ	NQ	Y	GELC	CAWA-22-242238	INV	W	04/11/2022	N3B-2022-1057	15262369
	deg C		WG		NQ	NQ	Y	GELC	CAWA-22-242240	QC	W	04/11/2022	N3B-2022-1057	15262370
	deg C		WG		NQ	NQ	Y	GELC	CAWA-22-242237	INV	W	04/11/2022	N3B-2022-1057	15262368
	deg C		WS		NQ	NQ	Y	GELC	CAWA-22-242202	INV	W	04/15/2022	N3B-2022-1098	15265724
	deg C		WS		NQ	NQ	Y	GELC	CAWA-22-242201	INV	W	04/15/2022	N3B-2022-1098	15265723
	deg C		WS		NQ	NQ	Y	GELC	CAWA-22-242204	QC	W	04/15/2022	N3B-2022-1098	15265725
	deg C		WG		NQ	NQ	Y	GELC	CAPA-22-243494	QC	W	04/12/2022	N3B-2022-1071	15263579
	deg C		WG		NQ	NQ	Y	GELC	CAPA-22-243491	INV	W	04/12/2022	N3B-2022-1071	15263497
	deg C		WG		NQ	NQ	Y	GELC	CAPA-22-243490	INV	W	04/12/2022	N3B-2022-1071	15263333
	deg C		WG		NQ	NQ	Y	GELC	CAWA-22-242218	QC	W	04/06/2022	N3B-2022-1049	15255152
	deg C		WG		NQ	NQ	Y	GELC	CAWA-22-243621	INV	W	04/06/2022	N3B-2022-1049	15255154
	deg C		WG		NQ	NQ	Y	GELC	CAWA-22-242214	INV	W	04/06/2022	N3B-2022-1049	15255151
	deg C		WG		NQ	NQ	Y	GELC	CAWA-22-242246	INV	W	04/06/2022	N3B-2022-1049	15255153
	deg C		WG		NQ	NQ	Y	GELC	CAWA-22-242254	INV	W	04/11/2022	N3B-2022-1057	15262372
	deg C		WG		NQ	NQ	Y	GELC	CAWA-22-242256	QC	W	04/11/2022	N3B-2022-1057	15262373
	deg C		WG		NQ	NQ	Y	GELC	CAWA-22-242253	INV	W	04/11/2022	N3B-2022-1057	15262371
	deg C		WG		NQ	NQ	Y	GELC	CAWA-22-242423	INV	W	04/05/2022	N3B-2022-1059	15253568
	deg C		WG		NQ	NQ	Y	GELC	CAWA-22-242425	QC	W	04/05/2022	N3B-2022-1059	15253651
	deg C		WG		NQ	NQ	Y	GELC	CAWA-22-242422	INV	W	04/05/2022	N3B-2022-1059	15253345
	deg C		WS		NQ	NQ	Y	GELC	CAPA-22-243498	QC	W	04/12/2022	N3B-2022-1071	15263828

Report Minimum Detectable Activity	Report Unit	Dilution Factor	Sample Type	Lab Qualifier	Validation Qualifier	Validation Reason Codes	Best Value	Lab ID	Field Sample ID	Sample Usage Code	Sample Matrix	Web Publish Date	COC #	Field Sample Result Record #
	deg C		WS		NQ	NQ	Y	GELC	CAPA-22-243495	INV	W	04/12/2022	N3B-2022-1071	15263581
	deg C		WS		NQ	NQ	Y	GELC	CAPA-22-243496	INV	W	04/12/2022	N3B-2022-1071	15263746
	ug/L	1.00	WG	U	U	U_LAB	Y	GELC	CAWA-22-242238	INV	W	04/11/2022	N3B-2022-1057	15262095
	ug/L	1.00	WS	U	U	U_LAB	Y	GELC	CAWA-22-242202	INV	W	04/15/2022	N3B-2022-1098	15265719
	ug/L	1.00	WG	U	U	U_LAB	Y	GELC	CAPA-22-243491	INV	W	04/12/2022	N3B-2022-1071	15263487
	ug/L	1.00	WG	U	U	U_LAB	Y	GELC	CAWA-22-243621	INV	W	04/06/2022	N3B-2022-1049	15254979
	ug/L	1.00	WG	U	U	U_LAB	Y	GELC	CAWA-22-242254	INV	W	04/11/2022	N3B-2022-1057	15262363
	ug/L	1.00	WG	U	U	U_LAB	Y	GELC	CAWA-22-242423	INV	W	04/05/2022	N3B-2022-1059	15253550
	ug/L	1.00	WS	U	U	U_LAB	Y	GELC	CAPA-22-243496	INV	W	04/12/2022	N3B-2022-1071	15263735
	ug/L	1.00	WG	U	U	U_LAB	Y	GELC	CAWA-22-242238	INV	W	04/11/2022	N3B-2022-1057	15262149
	ug/L	1.00	WG	U	U	U_LAB	Y	GELC	CAWA-22-242240	QC	W	04/11/2022	N3B-2022-1057	15262230
	ug/L	1.00	WS	U	U	U_LAB	Y	GELC	CAWA-22-242204	QC	W	04/15/2022	N3B-2022-1098	15265585
	ug/L	1.00	WS	U	U	U_LAB	Y	GELC	CAWA-22-242202	INV	W	04/15/2022	N3B-2022-1098	15265504
	ug/L	1.00	WG	U	U	U_LAB	Y	GELC	CAPA-22-243494	QC	W	04/12/2022	N3B-2022-1071	15263536
	ug/L	1.00	WG	U	U	U_LAB	Y	GELC	CAPA-22-243491	INV	W	04/12/2022	N3B-2022-1071	15263421
	ug/L	1.00	WG	U	U	U_LAB	Y	GELC	CAWA-22-242218	QC	W	04/06/2022	N3B-2022-1049	15255039
	ug/L	1.00	WG	U	U	U_LAB	Y	GELC	CAWA-22-243621	INV	W	04/06/2022	N3B-2022-1049	15255120
	ug/L	1.00	WG	U	U	U_LAB	Y	GELC	CAWA-22-242256	QC	W	04/11/2022	N3B-2022-1057	15262488
	ug/L	1.00	WG	U	U	U_LAB	Y	GELC	CAWA-22-242254	INV	W	04/11/2022	N3B-2022-1057	15262412
	ug/L	1.00	WG	U	U	U_LAB	Y	GELC	CAWA-22-242423	INV	W	04/05/2022	N3B-2022-1059	15253480
	ug/L	1.00	WG	U	U	U_LAB	Y	GELC	CAWA-22-242425	QC	W	04/05/2022	N3B-2022-1059	15253608
	ug/L	1.00	WS	U	U	U_LAB	Y	GELC	CAPA-22-243496	INV	W	04/12/2022	N3B-2022-1071	15263669
	ug/L	1.00	WS	U	U	U_LAB	Y	GELC	CAPA-22-243498	QC	W	04/12/2022	N3B-2022-1071	15263785
	ug/L	1.00	WG	U	U	U_LAB	Y	GELC	CAWA-22-242238	INV	W	04/11/2022	N3B-2022-1057	15262177
	ug/L	1.00	WG	U	U	U_LAB	Y	GELC	CAWA-22-242240	QC	W	04/11/2022	N3B-2022-1057	15262258
	ug/L	1.00	WS	U	U	U_LAB	Y	GELC	CAWA-22-242204	QC	W	04/15/2022	N3B-2022-1098	15265613
	ug/L	1.00	WS	U	U	U_LAB	Y	GELC	CAWA-22-242202	INV	W	04/15/2022	N3B-2022-1098	15265532
	ug/L	1.00	WG	U	U	U_LAB	Y	GELC	CAPA-22-243491	INV	W	04/12/2022	N3B-2022-1071	15263455
	ug/L	1.00	WG	U	U	U_LAB	Y	GELC	CAPA-22-243494	QC	W	04/12/2022	N3B-2022-1071	15263564
	ug/L	1.00	WG	U	U	U_LAB	Y	GELC	CAWA-22-242218	QC	W	04/06/2022	N3B-2022-1049	15255046
	ug/L	1.00	WG	U	U	U_LAB	Y	GELC	CAWA-22-243621	INV	W	04/06/2022	N3B-2022-1049	15255127
	ug/L	1.00	WG	U	U	U_LAB	Y	GELC	CAWA-22-242254	INV	W	04/11/2022	N3B-2022-1057	15262435
	ug/L	1.00	WG	U	U	U_LAB	Y	GELC	CAWA-22-242256	QC	W	04/11/2022	N3B-2022-1057	15262516
	ug/L	1.00	WG	U	U	U_LAB	Y	GELC	CAWA-22-242423	INV	W	04/05/2022	N3B-2022-1059	15253517
	ug/L	1.00	WG	U	U	U_LAB	Y	GELC	CAWA-22-242425	QC	W	04/05/2022	N3B-2022-1059	15253636
	ug/L	1.00	WS	U	U	U_LAB	Y	GELC	CAPA-22-243498	QC	W	04/12/2022	N3B-2022-1071	15263813
	ug/L	1.00	WS	U	U	U_LAB	Y	GELC	CAPA-22-243496	INV	W	04/12/2022	N3B-2022-1071	15263703
	ug/L	1.00	WG	U	U	U_LAB	Y	GELC	CAWA-22-242238	INV	W	04/11/2022	N3B-2022-1057	15262136
	ug/L	1.00	WG	U	U	U_LAB	Y	GELC	CAWA-22-242240	QC	W	04/11/2022	N3B-2022-1057	15262217
	ug/L	1.00	WS	U	U	U_LAB	Y	GELC	CAWA-22-242204	QC	W	04/15/2022	N3B-2022-1098	15265572
	ug/L	1.00	WS	U	U	U_LAB	Y	GELC	CAWA-22-242202	INV	W	04/15/2022	N3B-2022-1098	15265491
	ug/L	1.00	WG	U	U	U_LAB	Y	GELC	CAPA-22-243494	QC	W	04/12/2022	N3B-2022-1071	15263523
	ug/L	1.00	WG	U	U	U_LAB	Y	GELC	CAPA-22-243491	INV	W	04/12/2022	N3B-2022-1071	15263382
	ug/L	1.00	WG	U	U	U_LAB	Y	GELC	CAWA-22-242218	QC	W	04/06/2022	N3B-2022-1049	15255035

Report Minimum Detectable Activity	Report Unit	Dilution Factor	Sample Type	Lab Qualifier	Validation Qualifier	Validation Reason Codes	Best Value	Lab ID	Field Sample ID	Sample Usage Code	Sample Matrix	Web Publish Date	COC #	Field Sample Result Record #
	ug/L	1.00	WG		NQ	NQ	Y	GELC	CAWA-22-243621	INV	W	04/06/2022	N3B-2022-1049	15255116
	ug/L	1.00	WG	U	U	U_LAB	Y	GELC	CAWA-22-242256	QC	W	04/11/2022	N3B-2022-1057	15262475
	ug/L	1.00	WG	U	U	U_LAB	Y	GELC	CAWA-22-242254	INV	W	04/11/2022	N3B-2022-1057	15262399
	ug/L	1.00	WG	U	U	U_LAB	Y	GELC	CAWA-22-242423	INV	W	04/05/2022	N3B-2022-1059	15253433
	ug/L	1.00	WG	U	U	U_LAB	Y	GELC	CAWA-22-242425	QC	W	04/05/2022	N3B-2022-1059	15253595
	ug/L	1.00	WS	U	U	U_LAB	Y	GELC	CAPA-22-243496	INV	W	04/12/2022	N3B-2022-1071	15263630
	ug/L	1.00	WS	U	U	U_LAB	Y	GELC	CAPA-22-243498	QC	W	04/12/2022	N3B-2022-1071	15263772
	ug/L	1.00	WG	U	U	U_LAB	Y	GELC	CAWA-22-242238	INV	W	04/11/2022	N3B-2022-1057	15262061
	ug/L	1.00	WS	U	U	U_LAB	Y	GELC	CAWA-22-242202	INV	W	04/15/2022	N3B-2022-1098	15265693
	ug/L	1.00	WG	U	U	U_LAB	Y	GELC	CAPA-22-243491	INV	W	04/12/2022	N3B-2022-1071	15263411
	ug/L	1.00	WG	U	U	U_LAB	Y	GELC	CAWA-22-243621	INV	W	04/06/2022	N3B-2022-1049	15254981
	ug/L	1.00	WG	U	U	U_LAB	Y	GELC	CAWA-22-242254	INV	W	04/11/2022	N3B-2022-1057	15262327
	ug/L	1.00	WG	U	U	U_LAB	Y	GELC	CAWA-22-242423	INV	W	04/05/2022	N3B-2022-1059	15253467
	ug/L	1.00	WS	U	U	U_LAB	Y	GELC	CAPA-22-243496	INV	W	04/12/2022	N3B-2022-1071	15263659
	ug/L	2.00	WG	U	U	U_LAB	Y	GELC	CAWA-22-242238	INV	W	04/11/2022	N3B-2022-1057	15261955
	ug/L	2.00	WS	U	U	U_LAB	Y	GELC	CAWA-22-242202	INV	W	04/15/2022	N3B-2022-1098	15265400
	ug/L	2.00	WG	U	U	U_LAB	Y	GELC	CAPA-22-243491	INV	W	04/12/2022	N3B-2022-1071	15262800
	ug/L	2.00	WG	U	U	U_LAB	Y	GELC	CAWA-22-243621	INV	W	04/06/2022	N3B-2022-1049	15254875
	ug/L	2.00	WG	U	U	U_LAB	Y	GELC	CAWA-22-242246	INV	W	04/06/2022	N3B-2022-1049	15254819
	ug/L	2.00	WG	U	U	U_LAB	Y	GELC	CAWA-22-242254	INV	W	04/11/2022	N3B-2022-1057	15261977
	ug/L	2.00	WG	U	U	U_LAB	Y	GELC	CAWA-22-242423	INV	W	04/05/2022	N3B-2022-1059	15253455
	ug/L	2.00	WS	U	U	U_LAB	Y	GELC	CAPA-22-243496	INV	W	04/12/2022	N3B-2022-1071	15262823
	ug/L	1.00	WG	U	U	U_LAB	Y	GELC	CAWA-22-242237	INV	W	04/11/2022	N3B-2022-1057	15261885
	ug/L	1.00	WS	U	U	U_LAB	Y	GELC	CAWA-22-242201	INV	W	04/15/2022	N3B-2022-1098	15265240
	ug/L	1.00	WS	U	U	U_LAB	Y	GELC	CAWA-22-242202	INV	W	04/15/2022	N3B-2022-1098	15265271
	ug/L	1.00	WG	U	U	U_LAB	Y	GELC	CAPA-22-243490	INV	W	04/12/2022	N3B-2022-1071	15262617
	ug/L	1.00	WG	U	U	U_LAB	Y	GELC	CAWA-22-242214	INV	W	04/06/2022	N3B-2022-1049	15254837
	ug/L	1.00	WG	U	U	U_LAB	Y	GELC	CAWA-22-242253	INV	W	04/11/2022	N3B-2022-1057	15261915
	ug/L	1.00	WG	U	U	U_LAB	Y	GELC	CAWA-22-242422	INV	W	04/05/2022	N3B-2022-1059	15253346
	ug/L	1.00	WS	U	U	U_LAB	Y	GELC	CAPA-22-243496	INV	W	04/12/2022	N3B-2022-1071	15262678
	ug/L	1.00	WS	U	U	U_LAB	Y	GELC	CAPA-22-243495	INV	W	04/12/2022	N3B-2022-1071	15262648
	ug/L	1.00	WG	U	U	U_LAB	Y	GELC	CAWA-22-242237	INV	W	04/11/2022	N3B-2022-1057	15261884
	ug/L	1.00	WS	U	U	U_LAB	Y	GELC	CAWA-22-242201	INV	W	04/15/2022	N3B-2022-1098	15265239
	ug/L	1.00	WS	U	U	U_LAB	Y	GELC	CAWA-22-242202	INV	W	04/15/2022	N3B-2022-1098	15265270
	ug/L	1.00	WG	U	U	U_LAB	Y	GELC	CAPA-22-243490	INV	W	04/12/2022	N3B-2022-1071	15262618
	ug/L	1.00	WG	U	U	U_LAB	Y	GELC	CAWA-22-242214	INV	W	04/06/2022	N3B-2022-1049	15254836
	ug/L	1.00	WG	U	U	U_LAB	Y	GELC	CAWA-22-242253	INV	W	04/11/2022	N3B-2022-1057	15261914
	ug/L	1.00	WG	U	U	U_LAB	Y	GELC	CAWA-22-242422	INV	W	04/05/2022	N3B-2022-1059	15253340
	ug/L	1.00	WS	U	U	U_LAB	Y	GELC	CAPA-22-243495	INV	W	04/12/2022	N3B-2022-1071	15262649
	ug/L	1.00	WS	U	U	U_LAB	Y	GELC	CAPA-22-243496	INV	W	04/12/2022	N3B-2022-1071	15262679
	ug/L	2.00	WG		NQ	NQ	Y	GELC	CAWA-22-242238	INV	W	04/11/2022	N3B-2022-1057	15261970
	ug/L	2.00	WS	U	U	U_LAB	Y	GELC	CAWA-22-242202	INV	W	04/15/2022	N3B-2022-1098	15265412
	ug/L	2.00	WG	U	U	U_LAB	Y	GELC	CAPA-22-243491	INV	W	04/12/2022	N3B-2022-1071	15262812
	ug/L	2.00	WG	J	J	J_LAB	Y	GELC	CAWA-22-243621	INV	W	04/06/2022	N3B-2022-1049	15254887

Report Minimum Detectable Activity	Report Unit	Dilution Factor	Sample Type	Lab Qualifier	Validation Qualifier	Validation Reason Codes	Best Value	Lab ID	Field Sample ID	Sample Usage Code	Sample Matrix	Web Publish Date	COC #	Field Sample Result Record #
	ug/L	2.00	WG	U	U	U_LAB	Y	GELC	CAWA-22-242246	INV	W	04/06/2022	N3B-2022-1049	15254864
	ug/L	2.00	WG	U	U	U_LAB	Y	GELC	CAWA-22-242254	INV	W	04/11/2022	N3B-2022-1057	15262111
	ug/L	2.00	WG	U	U	U_LAB	Y	GELC	CAWA-22-242423	INV	W	04/05/2022	N3B-2022-1059	15253569
	ug/L	2.00	WS	U	U	U_LAB	Y	GELC	CAPA-22-243496	INV	W	04/12/2022	N3B-2022-1071	15262835
	ug/L	1.00	WG	U	U	U_LAB	Y	GELC	CAWA-22-242238	INV	W	04/11/2022	N3B-2022-1057	15262130
	ug/L	1.00	WG	U	U	U_LAB	Y	GELC	CAWA-22-242240	QC	W	04/11/2022	N3B-2022-1057	15262211
	ug/L	1.00	WS	U	U	U_LAB	Y	GELC	CAWA-22-242204	QC	W	04/15/2022	N3B-2022-1098	15265566
	ug/L	1.00	WS	U	U	U_LAB	Y	GELC	CAWA-22-242202	INV	W	04/15/2022	N3B-2022-1098	15265485
	ug/L	1.00	WG	U	U	U_LAB	Y	GELC	CAPA-22-243494	QC	W	04/12/2022	N3B-2022-1071	15263517
	ug/L	1.00	WG	U	U	U_LAB	Y	GELC	CAPA-22-243491	INV	W	04/12/2022	N3B-2022-1071	15263361
	ug/L	1.00	WG	U	U	U_LAB	Y	GELC	CAWA-22-242218	QC	W	04/06/2022	N3B-2022-1049	15255030
	ug/L	1.00	WG	U	U	U_LAB	Y	GELC	CAWA-22-243621	INV	W	04/06/2022	N3B-2022-1049	15255111
	ug/L	1.00	WG	U	U	U_LAB	Y	GELC	CAWA-22-242256	QC	W	04/11/2022	N3B-2022-1057	15262469
	ug/L	1.00	WG	U	U	U_LAB	Y	GELC	CAWA-22-242254	INV	W	04/11/2022	N3B-2022-1057	15262393
	ug/L	1.00	WG	U	U	U_LAB	Y	GELC	CAWA-22-242423	INV	W	04/05/2022	N3B-2022-1059	15253410
	ug/L	1.00	WG	U	U	U_LAB	Y	GELC	CAWA-22-242425	QC	W	04/05/2022	N3B-2022-1059	15253589
	ug/L	1.00	WS	U	U	U_LAB	Y	GELC	CAPA-22-243498	QC	W	04/12/2022	N3B-2022-1071	15263766
	ug/L	1.00	WS	U	U	U_LAB	Y	GELC	CAPA-22-243496	INV	W	04/12/2022	N3B-2022-1071	15263609
	mg/L	1.00	WG		NQ	NQ	Y	GELC	CAWA-22-242237	INV	W	04/11/2022	N3B-2022-1057	15261924
	mg/L	1.00	WS		NQ	NQ	Y	GELC	CAWA-22-242201	INV	W	04/15/2022	N3B-2022-1098	15265279
	mg/L	1.00	WG		NQ	NQ	Y	GELC	CAPA-22-243490	INV	W	04/12/2022	N3B-2022-1071	15262725
	mg/L	1.00	WG		J	I10a	Y	GELC	CAWA-22-242214	INV	W	04/06/2022	N3B-2022-1049	15254805
	mg/L	1.00	WG		NQ	NQ	Y	GELC	CAWA-22-242253	INV	W	04/11/2022	N3B-2022-1057	15261925
	mg/L	1.00	WG		NQ	NQ	Y	GELC	CAWA-22-242422	INV	W	04/05/2022	N3B-2022-1059	15253344
	mg/L	1.00	WS		NQ	NQ	Y	GELC	CAPA-22-243495	INV	W	04/12/2022	N3B-2022-1071	15262740
	mg/L	1.00	WG	J	U	I4	Y	GELC	CAWA-22-242238	INV	W	04/11/2022	N3B-2022-1057	15261942
	mg/L	1.00	WS		U	I4,I6b	Y	GELC	CAWA-22-242202	INV	W	04/15/2022	N3B-2022-1098	15265297
	mg/L	1.00	WG		U	I4,I6b	Y	GELC	CAPA-22-243491	INV	W	04/12/2022	N3B-2022-1071	15262726
	mg/L	1.00	WG	U	U	U_LAB	Y	GELC	CAWA-22-243621	INV	W	04/06/2022	N3B-2022-1049	15254806
	mg/L	1.00	WG		J+	I4a,I6b	Y	GELC	CAWA-22-242254	INV	W	04/11/2022	N3B-2022-1057	15261943
	mg/L	1.00	WS		U	I4,I6b	Y	GELC	CAPA-22-243496	INV	W	04/12/2022	N3B-2022-1071	15262741
	mg/L	1.00	WG		NQ	NQ	Y	GELC	CAWA-22-242238	INV	W	04/11/2022	N3B-2022-1057	15261982
	mg/L	1.00	WS		NQ	NQ	Y	GELC	CAWA-22-242202	INV	W	04/15/2022	N3B-2022-1098	15265337
	mg/L	1.00	WG		NQ	NQ	Y	GELC	CAPA-22-243491	INV	W	04/12/2022	N3B-2022-1071	15262728
	mg/L	1.00	WG	J	J	J_LAB	Y	GELC	CAWA-22-243621	INV	W	04/06/2022	N3B-2022-1049	15254808
	mg/L	1.00	WG		NQ	NQ	Y	GELC	CAWA-22-242254	INV	W	04/11/2022	N3B-2022-1057	15261983
	mg/L	1.00	WS		NQ	NQ	Y	GELC	CAPA-22-243496	INV	W	04/12/2022	N3B-2022-1071	15262743
	ng/L		WG		NQ	NQ	Y	GELC	CAWA-22-242254	INV	W	04/11/2022	N3B-2022-1057	15262374
	ng/L		WS	J	J	J_LAB	Y	GELC	CAPA-22-243496	INV	W	04/12/2022	N3B-2022-1071	15263745
	mg/L	1.00	WG	J	U	I4	Y	GELC	CAWA-22-242237	INV	W	04/11/2022	N3B-2022-1057	15261946
	mg/L	1.00	WS		U	I4	Y	GELC	CAWA-22-242201	INV	W	04/15/2022	N3B-2022-1098	15265301
	mg/L	1.00	WG	J	U	I4	Y	GELC	CAPA-22-243490	INV	W	04/12/2022	N3B-2022-1071	15262718
	mg/L	1.00	WG		U	I4	Y	GELC	CAWA-22-242214	INV	W	04/06/2022	N3B-2022-1049	15254798
	mg/L	1.00	WG		U	I4	Y	GELC	CAWA-22-242253	INV	W	04/11/2022	N3B-2022-1057	15261947

Report Minimum Detectable Activity	Report Unit	Dilution Factor	Sample Type	Lab Qualifier	Validation Qualifier	Validation Reason Codes	Best Value	Lab ID	Field Sample ID	Sample Usage Code	Sample Matrix	Web Publish Date	COC #	Field Sample Result Record #
	mg/L	1.00	WG	U	U	U_LAB	Y	GELC	CAWA-22-242422	INV	W	04/05/2022	N3B-2022-1059	15253374
	mg/L	1.00	WS		U	I4	Y	GELC	CAPA-22-243495	INV	W	04/12/2022	N3B-2022-1071	15262733
	ug/L	1.00	WG	U	U	U_LAB	Y	GELC	CAWA-22-242238	INV	W	04/11/2022	N3B-2022-1057	15262171
	ug/L	1.00	WG	U	U	U_LAB	Y	GELC	CAWA-22-242240	QC	W	04/11/2022	N3B-2022-1057	15262252
	ug/L	1.00	WS	U	U	U_LAB	Y	GELC	CAWA-22-242204	QC	W	04/15/2022	N3B-2022-1098	15265607
	ug/L	1.00	WS	U	U	U_LAB	Y	GELC	CAWA-22-242202	INV	W	04/15/2022	N3B-2022-1098	15265526
	ug/L	1.00	WG	U	U	U_LAB	Y	GELC	CAPA-22-243491	INV	W	04/12/2022	N3B-2022-1071	15263447
	ug/L	1.00	WG	U	U	U_LAB	Y	GELC	CAPA-22-243494	QC	W	04/12/2022	N3B-2022-1071	15263558
	ug/L	1.00	WG	U	U	U_LAB	Y	GELC	CAWA-22-242218	QC	W	04/06/2022	N3B-2022-1049	15254998
	ug/L	1.00	WG	U	U	U_LAB	Y	GELC	CAWA-22-243621	INV	W	04/06/2022	N3B-2022-1049	15255079
	ug/L	1.00	WG	U	U	U_LAB	Y	GELC	CAWA-22-242254	INV	W	04/11/2022	N3B-2022-1057	15262429
	ug/L	1.00	WG	U	U	U_LAB	Y	GELC	CAWA-22-242256	QC	W	04/11/2022	N3B-2022-1057	15262510
	ug/L	1.00	WG	U	U	U_LAB	Y	GELC	CAWA-22-242423	INV	W	04/05/2022	N3B-2022-1059	15253507
	ug/L	1.00	WG	U	U	U_LAB	Y	GELC	CAWA-22-242425	QC	W	04/05/2022	N3B-2022-1059	15253630
	ug/L	1.00	WS	U	U	U_LAB	Y	GELC	CAPA-22-243498	QC	W	04/12/2022	N3B-2022-1071	15263807
	ug/L	1.00	WS	U	U	U_LAB	Y	GELC	CAPA-22-243496	INV	W	04/12/2022	N3B-2022-1071	15263695
	ug/L	1.00	WG	U	U	U_LAB	Y	GELC	CAWA-22-242238	INV	W	04/11/2022	N3B-2022-1057	15262179
	ug/L	1.00	WG	U	U	U_LAB	Y	GELC	CAWA-22-242240	QC	W	04/11/2022	N3B-2022-1057	15262260
	ug/L	1.00	WS	U	U	U_LAB	Y	GELC	CAWA-22-242204	QC	W	04/15/2022	N3B-2022-1098	15265615
	ug/L	1.00	WS	U	U	U_LAB	Y	GELC	CAWA-22-242202	INV	W	04/15/2022	N3B-2022-1098	15265534
	ug/L	1.00	WG	U	U	U_LAB	Y	GELC	CAPA-22-243491	INV	W	04/12/2022	N3B-2022-1071	15263463
	ug/L	1.00	WG	U	U	U_LAB	Y	GELC	CAPA-22-243494	QC	W	04/12/2022	N3B-2022-1071	15263566
	ug/L	1.00	WG	U	U	U_LAB	Y	GELC	CAWA-22-242218	QC	W	04/06/2022	N3B-2022-1049	15255059
	ug/L	1.00	WG	U	U	U_LAB	Y	GELC	CAWA-22-243621	INV	W	04/06/2022	N3B-2022-1049	15255140
	ug/L	1.00	WG	U	U	U_LAB	Y	GELC	CAWA-22-242254	INV	W	04/11/2022	N3B-2022-1057	15262437
	ug/L	1.00	WG	U	U	U_LAB	Y	GELC	CAWA-22-242256	QC	W	04/11/2022	N3B-2022-1057	15262518
	ug/L	1.00	WG	U	U	U_LAB	Y	GELC	CAWA-22-242423	INV	W	04/05/2022	N3B-2022-1059	15253525
	ug/L	1.00	WG	U	U	U_LAB	Y	GELC	CAWA-22-242425	QC	W	04/05/2022	N3B-2022-1059	15253638
	ug/L	1.00	WS	U	U	U_LAB	Y	GELC	CAPA-22-243498	QC	W	04/12/2022	N3B-2022-1071	15263815
	ug/L	1.00	WS	U	U	U_LAB	Y	GELC	CAPA-22-243496	INV	W	04/12/2022	N3B-2022-1071	15263711
	ug/L	1.00	WG	U	U	U_LAB	Y	GELC	CAWA-22-242238	INV	W	04/11/2022	N3B-2022-1057	15262132
	ug/L	1.00	WG	U	U	U_LAB	Y	GELC	CAWA-22-242240	QC	W	04/11/2022	N3B-2022-1057	15262213
	ug/L	1.00	WG	U	U	U_LAB	N	GELC	CAWA-22-242238	INV	W	04/11/2022	N3B-2022-1057	15262039
	ug/L	1.00	WS	U	U	U_LAB	Y	GELC	CAWA-22-242204	QC	W	04/15/2022	N3B-2022-1098	15265568
	ug/L	1.00	WS	U	U	U_LAB	Y	GELC	CAWA-22-242202	INV	W	04/15/2022	N3B-2022-1098	15265487
	ug/L	1.00	WS	U	U	U_LAB	N	GELC	CAWA-22-242202	INV	W	04/15/2022	N3B-2022-1098	15265670
	ug/L	1.00	WG	U	U	U_LAB	Y	GELC	CAPA-22-243494	QC	W	04/12/2022	N3B-2022-1071	15263519
	ug/L	1.00	WG	U	U	U_LAB	Y	GELC	CAPA-22-243491	INV	W	04/12/2022	N3B-2022-1071	15263371
	ug/L	1.00	WG	U	U	U_LAB	N	GELC	CAPA-22-243491	INV	W	04/12/2022	N3B-2022-1071	15263372
	ug/L	1.00	WG	U	U	U_LAB	Y	GELC	CAWA-22-242218	QC	W	04/06/2022	N3B-2022-1049	15255064
	ug/L	1.00	WG	U	U	U_LAB	Y	GELC	CAWA-22-243621	INV	W	04/06/2022	N3B-2022-1049	15255145
	ug/L	1.00	WG	U	U	U_LAB	N	GELC	CAWA-22-243621	INV	W	04/06/2022	N3B-2022-1049	15254927
	ug/L	1.00	WG	U	U	U_LAB	Y	GELC	CAWA-22-242256	QC	W	04/11/2022	N3B-2022-1057	15262471
	ug/L	1.00	WG	U	U	U_LAB	Y	GELC	CAWA-22-242254	INV	W	04/11/2022	N3B-2022-1057	15262395

Report Minimum Detectable Activity	Report Unit	Dilution Factor	Sample Type	Lab Qualifier	Validation Qualifier	Validation Reason Codes	Best Value	Lab ID	Field Sample ID	Sample Usage Code	Sample Matrix	Web Publish Date	COC #	Field Sample Result Record #
	ug/L	1.00	WG	U	U	U_LAB	N	GELC	CAWA-22-242254	INV	W	04/11/2022	N3B-2022-1057	15262302
	ug/L	1.00	WG	U	U	U_LAB	Y	GELC	CAWA-22-242423	INV	W	04/05/2022	N3B-2022-1059	15253421
	ug/L	1.00	WG	U	U	U_LAB	Y	GELC	CAWA-22-242425	QC	W	04/05/2022	N3B-2022-1059	15253591
	ug/L	1.00	WG	U	U	U_LAB	N	GELC	CAWA-22-242423	INV	W	04/05/2022	N3B-2022-1059	15253422
	ug/L	1.00	WS	U	U	U_LAB	Y	GELC	CAPA-22-243498	QC	W	04/12/2022	N3B-2022-1071	15263768
	ug/L	1.00	WS	U	U	U_LAB	Y	GELC	CAPA-22-243496	INV	W	04/12/2022	N3B-2022-1071	15263619
	ug/L	1.00	WS	U	U	U_LAB	N	GELC	CAPA-22-243496	INV	W	04/12/2022	N3B-2022-1071	15263620
	ug/L	1.00	WG	U	U	U_LAB	Y	GELC	CAWA-22-242238	INV	W	04/11/2022	N3B-2022-1057	15262154
	ug/L	1.00	WG	U	U	U_LAB	Y	GELC	CAWA-22-242240	QC	W	04/11/2022	N3B-2022-1057	15262235
	ug/L	1.00	WS	U	U	U_LAB	Y	GELC	CAWA-22-242204	QC	W	04/15/2022	N3B-2022-1098	15265590
	ug/L	1.00	WS	U	U	U_LAB	Y	GELC	CAWA-22-242202	INV	W	04/15/2022	N3B-2022-1098	15265509
	ug/L	1.00	WG	U	U	U_LAB	Y	GELC	CAPA-22-243494	QC	W	04/12/2022	N3B-2022-1071	15263541
	ug/L	1.00	WG	U	U	U_LAB	Y	GELC	CAPA-22-243491	INV	W	04/12/2022	N3B-2022-1071	15263430
	ug/L	1.00	WG	U	U	U_LAB	Y	GELC	CAWA-22-242218	QC	W	04/06/2022	N3B-2022-1049	15255019
	ug/L	1.00	WG	U	U	U_LAB	Y	GELC	CAWA-22-243621	INV	W	04/06/2022	N3B-2022-1049	15255100
	ug/L	1.00	WG	U	U	U_LAB	Y	GELC	CAWA-22-242256	QC	W	04/11/2022	N3B-2022-1057	15262493
	ug/L	1.00	WG	U	U	U_LAB	Y	GELC	CAWA-22-242254	INV	W	04/11/2022	N3B-2022-1057	15262417
	ug/L	1.00	WG	U	U	U_LAB	Y	GELC	CAWA-22-242423	INV	W	04/05/2022	N3B-2022-1059	15253490
	ug/L	1.00	WG	U	U	U_LAB	Y	GELC	CAWA-22-242425	QC	W	04/05/2022	N3B-2022-1059	15253613
	ug/L	1.00	WS	U	U	U_LAB	Y	GELC	CAPA-22-243496	INV	W	04/12/2022	N3B-2022-1071	15263678
	ug/L	1.00	WS	U	U	U_LAB	Y	GELC	CAPA-22-243498	QC	W	04/12/2022	N3B-2022-1071	15263790
	ug/L	1.00	WG	U	U	U_LAB	Y	GELC	CAWA-22-242238	INV	W	04/11/2022	N3B-2022-1057	15262175
	ug/L	1.00	WG	U	U	U_LAB	Y	GELC	CAWA-22-242240	QC	W	04/11/2022	N3B-2022-1057	15262256
	ug/L	1.00	WS	U	U	U_LAB	Y	GELC	CAWA-22-242204	QC	W	04/15/2022	N3B-2022-1098	15265611
	ug/L	1.00	WS	U	U	U_LAB	Y	GELC	CAWA-22-242202	INV	W	04/15/2022	N3B-2022-1098	15265530
	ug/L	1.00	WG	U	U	U_LAB	Y	GELC	CAPA-22-243491	INV	W	04/12/2022	N3B-2022-1071	15263453
	ug/L	1.00	WG	U	U	U_LAB	Y	GELC	CAPA-22-243494	QC	W	04/12/2022	N3B-2022-1071	15263562
	ug/L	1.00	WG	U	U	U_LAB	Y	GELC	CAWA-22-242218	QC	W	04/06/2022	N3B-2022-1049	15255032
	ug/L	1.00	WG	U	U	U_LAB	Y	GELC	CAWA-22-243621	INV	W	04/06/2022	N3B-2022-1049	15255113
	ug/L	1.00	WG	U	U	U_LAB	Y	GELC	CAWA-22-242254	INV	W	04/11/2022	N3B-2022-1057	15262433
	ug/L	1.00	WG	U	U	U_LAB	Y	GELC	CAWA-22-242256	QC	W	04/11/2022	N3B-2022-1057	15262514
	ug/L	1.00	WG	U	U	U_LAB	Y	GELC	CAWA-22-242423	INV	W	04/05/2022	N3B-2022-1059	15253515
	ug/L	1.00	WG	U	U	U_LAB	Y	GELC	CAWA-22-242425	QC	W	04/05/2022	N3B-2022-1059	15253634
	ug/L	1.00	WS	U	U	U_LAB	Y	GELC	CAPA-22-243498	QC	W	04/12/2022	N3B-2022-1071	15263811
	ug/L	1.00	WS	U	U	U_LAB	Y	GELC	CAPA-22-243496	INV	W	04/12/2022	N3B-2022-1071	15263701
	ug/L	1.00	WG	U	U	U_LAB	Y	GELC	CAWA-22-242238	INV	W	04/11/2022	N3B-2022-1057	15262176
	ug/L	1.00	WG	U	U	U_LAB	Y	GELC	CAWA-22-242240	QC	W	04/11/2022	N3B-2022-1057	15262257
	ug/L	1.00	WS	U	U	U_LAB	Y	GELC	CAWA-22-242204	QC	W	04/15/2022	N3B-2022-1098	15265612
	ug/L	1.00	WS	U	U	U_LAB	Y	GELC	CAWA-22-242202	INV	W	04/15/2022	N3B-2022-1098	15265531
	ug/L	1.00	WG	U	U	U_LAB	Y	GELC	CAPA-22-243491	INV	W	04/12/2022	N3B-2022-1071	15263454
	ug/L	1.00	WG	U	U	U_LAB	Y	GELC	CAPA-22-243494	QC	W	04/12/2022	N3B-2022-1071	15263563
	ug/L	1.00	WG	U	U	U_LAB	Y	GELC	CAWA-22-242218	QC	W	04/06/2022	N3B-2022-1049	15255024
	ug/L	1.00	WG	J	J	J_LAB	Y	GELC	CAWA-22-243621	INV	W	04/06/2022	N3B-2022-1049	15255105
	ug/L	1.00	WG	U	U	U_LAB	Y	GELC	CAWA-22-242254	INV	W	04/11/2022	N3B-2022-1057	15262434

Report Minimum Detectable Activity	Report Unit	Dilution Factor	Sample Type	Lab Qualifier	Validation Qualifier	Validation Reason Codes	Best Value	Lab ID	Field Sample ID	Sample Usage Code	Sample Matrix	Web Publish Date	COC #	Field Sample Result Record #
	ug/L	1.00	WG	U	U	U_LAB	Y	GELC	CAWA-22-242256	QC	W	04/11/2022	N3B-2022-1057	15262515
	ug/L	1.00	WG	U	U	U_LAB	Y	GELC	CAWA-22-242423	INV	W	04/05/2022	N3B-2022-1059	15253516
	ug/L	1.00	WG	U	U	U_LAB	Y	GELC	CAWA-22-242425	QC	W	04/05/2022	N3B-2022-1059	15253635
	ug/L	1.00	WS	U	U	U_LAB	Y	GELC	CAPA-22-243498	QC	W	04/12/2022	N3B-2022-1071	15263812
	ug/L	1.00	WS	U	U	U_LAB	Y	GELC	CAPA-22-243496	INV	W	04/12/2022	N3B-2022-1071	15263702
	ug/L	1.00	WG	U	U	U_LAB	Y	GELC	CAWA-22-242238	INV	W	04/11/2022	N3B-2022-1057	15262169
	ug/L	1.00	WG	U	U	U_LAB	Y	GELC	CAWA-22-242240	QC	W	04/11/2022	N3B-2022-1057	15262250
	ug/L	1.00	WS	U	U	U_LAB	Y	GELC	CAWA-22-242204	QC	W	04/15/2022	N3B-2022-1098	15265605
	ug/L	1.00	WS	U	U	U_LAB	Y	GELC	CAWA-22-242202	INV	W	04/15/2022	N3B-2022-1098	15265524
	ug/L	1.00	WG	U	U	U_LAB	Y	GELC	CAPA-22-243491	INV	W	04/12/2022	N3B-2022-1071	15263445
	ug/L	1.00	WG	U	U	U_LAB	Y	GELC	CAPA-22-243494	QC	W	04/12/2022	N3B-2022-1071	15263556
	ug/L	1.00	WG	U	U	U_LAB	Y	GELC	CAWA-22-242218	QC	W	04/06/2022	N3B-2022-1049	15254994
	ug/L	1.00	WG	U	U	U_LAB	Y	GELC	CAWA-22-243621	INV	W	04/06/2022	N3B-2022-1049	15255075
	ug/L	1.00	WG	U	U	U_LAB	Y	GELC	CAWA-22-242254	INV	W	04/11/2022	N3B-2022-1057	15262428
	ug/L	1.00	WG	U	U	U_LAB	Y	GELC	CAWA-22-242256	QC	W	04/11/2022	N3B-2022-1057	15262508
	ug/L	1.00	WG	U	U	U_LAB	Y	GELC	CAWA-22-242423	INV	W	04/05/2022	N3B-2022-1059	15253505
	ug/L	1.00	WG	U	U	U_LAB	Y	GELC	CAWA-22-242425	QC	W	04/05/2022	N3B-2022-1059	15253628
	ug/L	1.00	WS	U	U	U_LAB	Y	GELC	CAPA-22-243498	QC	W	04/12/2022	N3B-2022-1071	15263805
	ug/L	1.00	WS	U	U	U_LAB	Y	GELC	CAPA-22-243496	INV	W	04/12/2022	N3B-2022-1071	15263693
	ug/L	1.00	WG	U	U	U_LAB	Y	GELC	CAWA-22-242238	INV	W	04/11/2022	N3B-2022-1057	15262096
	ug/L	1.00	WS	U	U	U_LAB	Y	GELC	CAWA-22-242202	INV	W	04/15/2022	N3B-2022-1098	15265720
	ug/L	1.00	WG	U	U	U_LAB	Y	GELC	CAPA-22-243491	INV	W	04/12/2022	N3B-2022-1071	15263488
	ug/L	1.00	WG	U	U	U_LAB	Y	GELC	CAWA-22-243621	INV	W	04/06/2022	N3B-2022-1049	15254936
	ug/L	1.00	WG	U	U	U_LAB	Y	GELC	CAWA-22-242254	INV	W	04/11/2022	N3B-2022-1057	15262364
	ug/L	1.00	WG	U	U	U_LAB	Y	GELC	CAWA-22-242423	INV	W	04/05/2022	N3B-2022-1059	15253551
	ug/L	1.00	WS	U	U	U_LAB	Y	GELC	CAPA-22-243496	INV	W	04/12/2022	N3B-2022-1071	15263736
	ug/L	1.00	WG	U	U	U_LAB	Y	GELC	CAWA-22-242238	INV	W	04/11/2022	N3B-2022-1057	15262081
	ug/L	1.00	WS	U	U	U_LAB	Y	GELC	CAWA-22-242202	INV	W	04/15/2022	N3B-2022-1098	15265708
	ug/L	1.00	WG	U	U	U_LAB	Y	GELC	CAPA-22-243491	INV	W	04/12/2022	N3B-2022-1071	15263467
	ug/L	1.00	WG	U	U	U_LAB	Y	GELC	CAWA-22-243621	INV	W	04/06/2022	N3B-2022-1049	15254935
	ug/L	1.00	WG	U	U	U_LAB	Y	GELC	CAWA-22-242254	INV	W	04/11/2022	N3B-2022-1057	15262348
	ug/L	1.00	WG	U	U	U_LAB	Y	GELC	CAWA-22-242423	INV	W	04/05/2022	N3B-2022-1059	15253529
	ug/L	1.00	WS	U	U	U_LAB	Y	GELC	CAPA-22-243496	INV	W	04/12/2022	N3B-2022-1071	15263715
	ug/L	1.00	WG	U	U	U_LAB	Y	GELC	CAWA-22-242238	INV	W	04/11/2022	N3B-2022-1057	15262187
	ug/L	1.00	WG	U	U	U_LAB	Y	GELC	CAWA-22-242240	QC	W	04/11/2022	N3B-2022-1057	15262268
	ug/L	1.00	WS	U	U	U_LAB	Y	GELC	CAWA-22-242204	QC	W	04/15/2022	N3B-2022-1098	15265623
	ug/L	1.00	WS	U	U	U_LAB	Y	GELC	CAWA-22-242202	INV	W	04/15/2022	N3B-2022-1098	15265542
	ug/L	1.00	WG	U	U	U_LAB	Y	GELC	CAPA-22-243494	QC	W	04/12/2022	N3B-2022-1071	15263574
	ug/L	1.00	WG	U	U	U_LAB	Y	GELC	CAPA-22-243491	INV	W	04/12/2022	N3B-2022-1071	15263490
	ug/L	1.00	WG	U	U	U_LAB	Y	GELC	CAWA-22-242218	QC	W	04/06/2022	N3B-2022-1049	15255047
	ug/L	1.00	WG	U	U	U_LAB	Y	GELC	CAWA-22-243621	INV	W	04/06/2022	N3B-2022-1049	15255128
	ug/L	1.00	WG	U	U	U_LAB	Y	GELC	CAWA-22-242256	QC	W	04/11/2022	N3B-2022-1057	15262526
	ug/L	1.00	WG	U	U	U_LAB	Y	GELC	CAWA-22-242254	INV	W	04/11/2022	N3B-2022-1057	15262445
	ug/L	1.00	WG	U	U	U_LAB	Y	GELC	CAWA-22-242423	INV	W	04/05/2022	N3B-2022-1059	15253553

Report Minimum Detectable Activity	Report Unit	Dilution Factor	Sample Type	Lab Qualifier	Validation Qualifier	Validation Reason Codes	Best Value	Lab ID	Field Sample ID	Sample Usage Code	Sample Matrix	Web Publish Date	COC #	Field Sample Result Record #
	ug/L	1.00	WG	U	U	U_LAB	Y	GELC	CAWA-22-242425	QC	W	04/05/2022	N3B-2022-1059	15253646
	ug/L	1.00	WS	U	U	U_LAB	Y	GELC	CAPA-22-243498	QC	W	04/12/2022	N3B-2022-1071	15263823
	ug/L	1.00	WS	U	U	U_LAB	Y	GELC	CAPA-22-243496	INV	W	04/12/2022	N3B-2022-1071	15263738
	ug/L	1.00	WG	U	U	U_LAB	Y	GELC	CAWA-22-242238	INV	W	04/11/2022	N3B-2022-1057	15262185
	ug/L	1.00	WG	U	U	U_LAB	Y	GELC	CAWA-22-242240	QC	W	04/11/2022	N3B-2022-1057	15262266
	ug/L	1.00	WS	U	U	U_LAB	Y	GELC	CAWA-22-242204	QC	W	04/15/2022	N3B-2022-1098	15265621
	ug/L	1.00	WS	U	U	U_LAB	Y	GELC	CAWA-22-242202	INV	W	04/15/2022	N3B-2022-1098	15265540
	ug/L	1.00	WG	U	U	U_LAB	Y	GELC	CAPA-22-243491	INV	W	04/12/2022	N3B-2022-1071	15263486
	ug/L	1.00	WG	U	U	U_LAB	Y	GELC	CAPA-22-243494	QC	W	04/12/2022	N3B-2022-1071	15263572
	ug/L	1.00	WG	U	U	U_LAB	Y	GELC	CAWA-22-242218	QC	W	04/06/2022	N3B-2022-1049	15255052
	ug/L	1.00	WG	U	U	U_LAB	Y	GELC	CAWA-22-243621	INV	W	04/06/2022	N3B-2022-1049	15255133
	ug/L	1.00	WG	U	U	U_LAB	Y	GELC	CAWA-22-242254	INV	W	04/11/2022	N3B-2022-1057	15262443
	ug/L	1.00	WG	U	U	U_LAB	Y	GELC	CAWA-22-242256	QC	W	04/11/2022	N3B-2022-1057	15262524
	ug/L	1.00	WG	U	U	U_LAB	Y	GELC	CAWA-22-242423	INV	W	04/05/2022	N3B-2022-1059	15253549
	ug/L	1.00	WG	U	U	U_LAB	Y	GELC	CAWA-22-242425	QC	W	04/05/2022	N3B-2022-1059	15253644
	ug/L	1.00	WS	U	U	U_LAB	Y	GELC	CAPA-22-243498	QC	W	04/12/2022	N3B-2022-1071	15263821
	ug/L	1.00	WS	U	U	U_LAB	Y	GELC	CAPA-22-243496	INV	W	04/12/2022	N3B-2022-1071	15263734
	ug/L	1.00	WG	U	U	U_LAB	Y	GELC	CAWA-22-242238	INV	W	04/11/2022	N3B-2022-1057	15262128
	ug/L	1.00	WG	U	U	U_LAB	Y	GELC	CAWA-22-242240	QC	W	04/11/2022	N3B-2022-1057	15262209
	ug/L	1.00	WS	U	U	U_LAB	Y	GELC	CAWA-22-242204	QC	W	04/15/2022	N3B-2022-1098	15265564
	ug/L	1.00	WS	U	U	U_LAB	Y	GELC	CAWA-22-242202	INV	W	04/15/2022	N3B-2022-1098	15265483
	ug/L	1.00	WG	U	U	U_LAB	Y	GELC	CAPA-22-243491	INV	W	04/12/2022	N3B-2022-1071	15263359
	ug/L	1.00	WG	U	U	U_LAB	Y	GELC	CAPA-22-243494	QC	W	04/12/2022	N3B-2022-1071	15263515
	ug/L	1.00	WG	U	U	U_LAB	Y	GELC	CAWA-22-242218	QC	W	04/06/2022	N3B-2022-1049	15255051
	ug/L	1.00	WG	U	U	U_LAB	Y	GELC	CAWA-22-243621	INV	W	04/06/2022	N3B-2022-1049	15255132
	ug/L	1.00	WG	U	U	U_LAB	Y	GELC	CAWA-22-242256	QC	W	04/11/2022	N3B-2022-1057	15262467
	ug/L	1.00	WG	U	U	U_LAB	Y	GELC	CAWA-22-242254	INV	W	04/11/2022	N3B-2022-1057	15262391
	ug/L	1.00	WG	U	U	U_LAB	Y	GELC	CAWA-22-242423	INV	W	04/05/2022	N3B-2022-1059	15253408
	ug/L	1.00	WG	U	U	U_LAB	Y	GELC	CAWA-22-242425	QC	W	04/05/2022	N3B-2022-1059	15253587
	ug/L	1.00	WS	U	U	U_LAB	Y	GELC	CAPA-22-243498	QC	W	04/12/2022	N3B-2022-1071	15263764
	ug/L	1.00	WS	U	U	U_LAB	Y	GELC	CAPA-22-243496	INV	W	04/12/2022	N3B-2022-1071	15263607
	ug/L	2.00	WG	U	U	U_LAB	Y	GELC	CAWA-22-242238	INV	W	04/11/2022	N3B-2022-1057	15261965
	ug/L	2.00	WS	U	U	U_LAB	Y	GELC	CAWA-22-242202	INV	W	04/15/2022	N3B-2022-1098	15265335
	ug/L	2.00	WG	U	U	U_LAB	Y	GELC	CAPA-22-243491	INV	W	04/12/2022	N3B-2022-1071	15262792
	ug/L	2.00	WG		NQ	NQ	Y	GELC	CAWA-22-243621	INV	W	04/06/2022	N3B-2022-1049	15254867
	ug/L	2.00	WG	U	U	U_LAB	Y	GELC	CAWA-22-242246	INV	W	04/06/2022	N3B-2022-1049	15254811
	ug/L	2.00	WG	U	U	U_LAB	Y	GELC	CAWA-22-242254	INV	W	04/11/2022	N3B-2022-1057	15261980
	ug/L	2.00	WG	U	U	U_LAB	Y	GELC	CAWA-22-242423	INV	W	04/05/2022	N3B-2022-1059	15253561
	ug/L	2.00	WS	U	U	U_LAB	Y	GELC	CAPA-22-243496	INV	W	04/12/2022	N3B-2022-1071	15262815
	ug/L	2.00	WG	J	J	J_LAB	Y	GELC	CAWA-22-242238	INV	W	04/11/2022	N3B-2022-1057	15261948
	ug/L	2.00	WS	U	U	U_LAB	Y	GELC	CAWA-22-242202	INV	W	04/15/2022	N3B-2022-1098	15265332
	ug/L	2.00	WG	U	U	U_LAB	Y	GELC	CAPA-22-243491	INV	W	04/12/2022	N3B-2022-1071	15262793
	ug/L	2.00	WG	U	U	U_LAB	Y	GELC	CAWA-22-243621	INV	W	04/06/2022	N3B-2022-1049	15254868
	ug/L	2.00	WG	U	U	U_LAB	Y	GELC	CAWA-22-242246	INV	W	04/06/2022	N3B-2022-1049	15254812

Report Minimum Detectable Activity	Report Unit	Dilution Factor	Sample Type	Lab Qualifier	Validation Qualifier	Validation Reason Codes	Best Value	Lab ID	Field Sample ID	Sample Usage Code	Sample Matrix	Web Publish Date	COC #	Field Sample Result Record #
	ug/L	2.00	WG	U	U	U_LAB	Y	GELC	CAWA-22-242254	INV	W	04/11/2022	N3B-2022-1057	15261971
	ug/L	2.00	WG	U	U	U_LAB	Y	GELC	CAWA-22-242423	INV	W	04/05/2022	N3B-2022-1059	15253419
	ug/L	2.00	WS	U	U	U_LAB	Y	GELC	CAPA-22-243496	INV	W	04/12/2022	N3B-2022-1071	15262816
	ug/L	2.00	WG	U	U	U_LAB	Y	GELC	CAWA-22-242238	INV	W	04/11/2022	N3B-2022-1057	15261961
	ug/L	2.00	WS	U	U	U_LAB	Y	GELC	CAWA-22-242202	INV	W	04/15/2022	N3B-2022-1098	15265406
	ug/L	2.00	WG	U	U	U_LAB	Y	GELC	CAPA-22-243491	INV	W	04/12/2022	N3B-2022-1071	15262806
	ug/L	2.00	WG	U	U	U_LAB	Y	GELC	CAWA-22-243621	INV	W	04/06/2022	N3B-2022-1049	15254881
	ug/L	2.00	WG	U	U	U_LAB	Y	GELC	CAWA-22-242246	INV	W	04/06/2022	N3B-2022-1049	15254825
	ug/L	2.00	WG	U	U	U_LAB	Y	GELC	CAWA-22-242254	INV	W	04/11/2022	N3B-2022-1057	15262105
	ug/L	2.00	WG	U	U	U_LAB	Y	GELC	CAWA-22-242423	INV	W	04/05/2022	N3B-2022-1059	15253510
	ug/L	2.00	WS	U	U	U_LAB	Y	GELC	CAPA-22-243496	INV	W	04/12/2022	N3B-2022-1071	15262829
	ug/L	1.00	WG	J	J	J_LAB	Y	GELC	CAWA-22-242237	INV	W	04/11/2022	N3B-2022-1057	15261886
	ug/L	1.00	WS	U	U	U_LAB	Y	GELC	CAWA-22-242201	INV	W	04/15/2022	N3B-2022-1098	15265241
	ug/L	1.00	WS	U	U	U_LAB	Y	GELC	CAWA-22-242202	INV	W	04/15/2022	N3B-2022-1098	15265272
	ug/L	1.00	WG		NQ	NQ	Y	GELC	CAPA-22-243490	INV	W	04/12/2022	N3B-2022-1071	15262619
	ug/L	1.00	WG		NQ	NQ	Y	GELC	CAWA-22-242214	INV	W	04/06/2022	N3B-2022-1049	15254835
	ug/L	1.00	WG	U	U	U_LAB	Y	GELC	CAWA-22-242253	INV	W	04/11/2022	N3B-2022-1057	15261916
	ug/L	1.00	WG	U	U	U_LAB	Y	GELC	CAWA-22-242422	INV	W	04/05/2022	N3B-2022-1059	15253347
	ug/L	1.00	WS	J	J	J_LAB	Y	GELC	CAPA-22-243496	INV	W	04/12/2022	N3B-2022-1071	15262680
	ug/L	1.00	WS	U	U	U_LAB	Y	GELC	CAPA-22-243495	INV	W	04/12/2022	N3B-2022-1071	15262650
0.0602	pCi/L	1.00	WG		NQ	NQ	Y	GELC	CAWA-22-242238	INV	W	04/11/2022	N3B-2022-1057	15262015
0.0456	pCi/L	1.00	WS	U	U	R5u	Y	GELC	CAWA-22-242202	INV	W	04/15/2022	N3B-2022-1098	15265367
0.0357	pCi/L	1.00	WG		NQ	NQ	Y	GELC	CAPA-22-243491	INV	W	04/12/2022	N3B-2022-1071	15262890
0.0559	pCi/L	1.00	WG		NQ	NQ	Y	GELC	CAWA-22-243621	INV	W	04/06/2022	N3B-2022-1049	15254902
0.0706	pCi/L	1.00	WG	U	UJ	R5d	Y	GELC	CAWA-22-242254	INV	W	04/11/2022	N3B-2022-1057	15262018
0.0647	pCi/L	1.00	WS	U	U	R5u	Y	GELC	CAPA-22-243496	INV	W	04/12/2022	N3B-2022-1071	15262907
0.0390	pCi/L	1.00	WG	U	U	R5u	Y	GELC	CAWA-22-242238	INV	W	04/11/2022	N3B-2022-1057	15262016
0.0296	pCi/L	1.00	WS	U	U	R5u	Y	GELC	CAWA-22-242202	INV	W	04/15/2022	N3B-2022-1098	15265368
0.0231	pCi/L	1.00	WG	U	U	R5u	Y	GELC	CAPA-22-243491	INV	W	04/12/2022	N3B-2022-1071	15262891
0.0366	pCi/L	1.00	WG	U	UJ	R5d	Y	GELC	CAWA-22-243621	INV	W	04/06/2022	N3B-2022-1049	15254903
0.0458	pCi/L	1.00	WG	U	U	R5u	Y	GELC	CAWA-22-242254	INV	W	04/11/2022	N3B-2022-1057	15262019
0.0420	pCi/L	1.00	WS	U	U	R5u	Y	GELC	CAPA-22-243496	INV	W	04/12/2022	N3B-2022-1071	15262908
0.0509	pCi/L	1.00	WG		NQ	NQ	Y	GELC	CAWA-22-242238	INV	W	04/11/2022	N3B-2022-1057	15262017
0.0386	pCi/L	1.00	WS	U	U	R5u	Y	GELC	CAWA-22-242202	INV	W	04/15/2022	N3B-2022-1098	15265369
0.0302	pCi/L	1.00	WG		NQ	NQ	Y	GELC	CAPA-22-243491	INV	W	04/12/2022	N3B-2022-1071	15262892
0.0473	pCi/L	1.00	WG		NQ	NQ	Y	GELC	CAWA-22-243621	INV	W	04/06/2022	N3B-2022-1049	15254904
0.0597	pCi/L	1.00	WG	U	UJ	R5d	Y	GELC	CAWA-22-242254	INV	W	04/11/2022	N3B-2022-1057	15262020
0.0547	pCi/L	1.00	WS	U	U	R5u	Y	GELC	CAPA-22-243496	INV	W	04/12/2022	N3B-2022-1071	15262909
	ug/L	1.00	WG	J	J	J_LAB	Y	GELC	CAWA-22-242237	INV	W	04/11/2022	N3B-2022-1057	15261878
	ug/L	1.00	WS	J	J	J_LAB	Y	GELC	CAWA-22-242202	INV	W	04/15/2022	N3B-2022-1098	15265258
	ug/L	1.00	WS	J	J	J_LAB	Y	GELC	CAWA-22-242201	INV	W	04/15/2022	N3B-2022-1098	15265233
	ug/L	1.00	WG	J	J	J_LAB	Y	GELC	CAPA-22-243490	INV	W	04/12/2022	N3B-2022-1071	15262620
	ug/L	1.00	WG	J	J	J_LAB	Y	GELC	CAWA-22-242214	INV	W	04/06/2022	N3B-2022-1049	15254834
	ug/L	1.00	WG	J	J	J_LAB	Y	GELC	CAWA-22-242253	INV	W	04/11/2022	N3B-2022-1057	15261903

Report Minimum Detectable Activity	Report Unit	Dilution Factor	Sample Type	Lab Qualifier	Validation Qualifier	Validation Reason Codes	Best Value	Lab ID	Field Sample ID	Sample Usage Code	Sample Matrix	Web Publish Date	COC #	Field Sample Result Record #
	ug/L	1.00	WG	J	J	J_LAB	Y	GELC	CAWA-22-242422	INV	W	04/05/2022	N3B-2022-1059	15253348
	ug/L	1.00	WS	J	J	J_LAB	Y	GELC	CAPA-22-243496	INV	W	04/12/2022	N3B-2022-1071	15262681
	ug/L	1.00	WS	J	J	J_LAB	Y	GELC	CAPA-22-243495	INV	W	04/12/2022	N3B-2022-1071	15262651
	ug/L	1.00	WG	U	U	U_LAB	Y	GELC	CAWA-22-242238	INV	W	04/11/2022	N3B-2022-1057	15262126
	ug/L	1.00	WG	U	U	U_LAB	Y	GELC	CAWA-22-242240	QC	W	04/11/2022	N3B-2022-1057	15262207
	ug/L	1.00	WS	U	U	U_LAB	Y	GELC	CAWA-22-242204	QC	W	04/15/2022	N3B-2022-1098	15265562
	ug/L	1.00	WS	U	U	U_LAB	Y	GELC	CAWA-22-242202	INV	W	04/15/2022	N3B-2022-1098	15265481
	ug/L	1.00	WG	U	U	U_LAB	Y	GELC	CAPA-22-243491	INV	W	04/12/2022	N3B-2022-1071	15263356
	ug/L	1.00	WG	U	U	U_LAB	Y	GELC	CAPA-22-243494	QC	W	04/12/2022	N3B-2022-1071	15263513
	ug/L	1.00	WG	U	U	U_LAB	Y	GELC	CAWA-22-242218	QC	W	04/06/2022	N3B-2022-1049	15255009
	ug/L	1.00	WG	U	U	U_LAB	Y	GELC	CAWA-22-243621	INV	W	04/06/2022	N3B-2022-1049	15255090
	ug/L	1.00	WG	U	U	U_LAB	Y	GELC	CAWA-22-242256	QC	W	04/11/2022	N3B-2022-1057	15262465
	ug/L	1.00	WG	U	U	U_LAB	Y	GELC	CAWA-22-242254	INV	W	04/11/2022	N3B-2022-1057	15262389
	ug/L	1.00	WG	U	U	U_LAB	Y	GELC	CAWA-22-242423	INV	W	04/05/2022	N3B-2022-1059	15253405
	ug/L	1.00	WG	U	U	U_LAB	Y	GELC	CAWA-22-242425	QC	W	04/05/2022	N3B-2022-1059	15253585
	ug/L	1.00	WS	U	U	U_LAB	Y	GELC	CAPA-22-243498	QC	W	04/12/2022	N3B-2022-1071	15263762
	ug/L	1.00	WS	U	U	U_LAB	Y	GELC	CAPA-22-243496	INV	W	04/12/2022	N3B-2022-1071	15263604
	ug/L	1.00	WG	U	U	U_LAB	Y	GELC	CAWA-22-242238	INV	W	04/11/2022	N3B-2022-1057	15262161
	ug/L	1.00	WG	U	U	U_LAB	Y	GELC	CAWA-22-242240	QC	W	04/11/2022	N3B-2022-1057	15262242
	ug/L	1.00	WS	U	U	U_LAB	Y	GELC	CAWA-22-242204	QC	W	04/15/2022	N3B-2022-1098	15265597
	ug/L	1.00	WS	U	U	U_LAB	Y	GELC	CAWA-22-242202	INV	W	04/15/2022	N3B-2022-1098	15265516
	ug/L	1.00	WG	U	U	U_LAB	Y	GELC	CAPA-22-243494	QC	W	04/12/2022	N3B-2022-1071	15263548
	ug/L	1.00	WG	U	U	U_LAB	Y	GELC	CAPA-22-243491	INV	W	04/12/2022	N3B-2022-1071	15263437
	ug/L	1.00	WG	U	U	U_LAB	Y	GELC	CAWA-22-242218	QC	W	04/06/2022	N3B-2022-1049	15254991
	ug/L	1.00	WG	U	U	U_LAB	Y	GELC	CAWA-22-243621	INV	W	04/06/2022	N3B-2022-1049	15255072
	ug/L	1.00	WG	U	U	U_LAB	Y	GELC	CAWA-22-242256	QC	W	04/11/2022	N3B-2022-1057	15262500
	ug/L	1.00	WG	U	U	U_LAB	Y	GELC	CAWA-22-242254	INV	W	04/11/2022	N3B-2022-1057	15262277
	ug/L	1.00	WG	U	U	U_LAB	Y	GELC	CAWA-22-242423	INV	W	04/05/2022	N3B-2022-1059	15253497
	ug/L	1.00	WG	U	U	U_LAB	Y	GELC	CAWA-22-242425	QC	W	04/05/2022	N3B-2022-1059	15253620
	ug/L	1.00	WS	U	U	U_LAB	Y	GELC	CAPA-22-243496	INV	W	04/12/2022	N3B-2022-1071	15263685
	ug/L	1.00	WS	U	U	U_LAB	Y	GELC	CAPA-22-243498	QC	W	04/12/2022	N3B-2022-1071	15263797
	ug/L	1.00	WG	U	U	U_LAB	Y	GELC	CAWA-22-242238	INV	W	04/11/2022	N3B-2022-1057	15262182
	ug/L	1.00	WG	U	U	U_LAB	Y	GELC	CAWA-22-242240	QC	W	04/11/2022	N3B-2022-1057	15262263
	ug/L	1.00	WS	U	U	U_LAB	Y	GELC	CAWA-22-242204	QC	W	04/15/2022	N3B-2022-1098	15265618
	ug/L	1.00	WS	U	U	U_LAB	Y	GELC	CAWA-22-242202	INV	W	04/15/2022	N3B-2022-1098	15265537
	ug/L	1.00	WG	U	U	U_LAB	Y	GELC	CAPA-22-243491	INV	W	04/12/2022	N3B-2022-1071	15263480
	ug/L	1.00	WG	U	U	U_LAB	Y	GELC	CAPA-22-243494	QC	W	04/12/2022	N3B-2022-1071	15263569
	ug/L	1.00	WG	U	U	U_LAB	Y	GELC	CAWA-22-242218	QC	W	04/06/2022	N3B-2022-1049	15255042
	ug/L	1.00	WG	U	U	U_LAB	Y	GELC	CAWA-22-243621	INV	W	04/06/2022	N3B-2022-1049	15255123
	ug/L	1.00	WG	U	U	U_LAB	Y	GELC	CAWA-22-242254	INV	W	04/11/2022	N3B-2022-1057	15262440
	ug/L	1.00	WG	U	U	U_LAB	Y	GELC	CAWA-22-242256	QC	W	04/11/2022	N3B-2022-1057	15262521
	ug/L	1.00	WG	U	U	U_LAB	Y	GELC	CAWA-22-242423	INV	W	04/05/2022	N3B-2022-1059	15253543
	ug/L	1.00	WG	U	U	U_LAB	Y	GELC	CAWA-22-242425	QC	W	04/05/2022	N3B-2022-1059	15253641
	ug/L	1.00	WS	U	U	U_LAB	Y	GELC	CAPA-22-243498	QC	W	04/12/2022	N3B-2022-1071	15263818

Report Minimum Detectable Activity	Report Unit	Dilution Factor	Sample Type	Lab Qualifier	Validation Qualifier	Validation Reason Codes	Best Value	Lab ID	Field Sample ID	Sample Usage Code	Sample Matrix	Web Publish Date	COC #	Field Sample Result Record #
	ug/L	1.00	WS	U	U	U_LAB	Y	GELC	CAPA-22-243496	INV	W	04/12/2022	N3B-2022-1071	15263728
	ug/L	1.00	WG	U	U	U_LAB	Y	GELC	CAWA-22-242238	INV	W	04/11/2022	N3B-2022-1057	15262192
	ug/L	1.00	WG	U	U	U_LAB	Y	GELC	CAWA-22-242240	QC	W	04/11/2022	N3B-2022-1057	15262273
	ug/L	1.00	WS	U	U	U_LAB	Y	GELC	CAWA-22-242204	QC	W	04/15/2022	N3B-2022-1098	15265628
	ug/L	1.00	WS	U	U	U_LAB	Y	GELC	CAWA-22-242202	INV	W	04/15/2022	N3B-2022-1098	15265547
	ug/L	1.00	WG	U	U	U_LAB	Y	GELC	CAPA-22-243494	QC	W	04/12/2022	N3B-2022-1071	15263580
	ug/L	1.00	WG	U	U	U_LAB	Y	GELC	CAPA-22-243491	INV	W	04/12/2022	N3B-2022-1071	15263498
	ug/L	1.00	WG	U	U	U_LAB	Y	GELC	CAWA-22-243621	INV	W	04/06/2022	N3B-2022-1049	15255122
	ug/L	1.00	WG	U	U	U_LAB	Y	GELC	CAWA-22-242218	QC	W	04/06/2022	N3B-2022-1049	15255041
	ug/L	1.00	WG	U	U	U_LAB	Y	GELC	CAWA-22-242254	INV	W	04/11/2022	N3B-2022-1057	15262450
	ug/L	1.00	WG	U	U	U_LAB	Y	GELC	CAWA-22-242256	QC	W	04/11/2022	N3B-2022-1057	15262531
	ug/L	1.00	WG	U	U	U_LAB	Y	GELC	CAWA-22-242423	INV	W	04/05/2022	N3B-2022-1059	15253570
	ug/L	1.00	WG	U	U	U_LAB	Y	GELC	CAWA-22-242425	QC	W	04/05/2022	N3B-2022-1059	15253652
	ug/L	1.00	WS	U	U	U_LAB	Y	GELC	CAPA-22-243498	QC	W	04/12/2022	N3B-2022-1071	15263829
	ug/L	1.00	WS	U	U	U_LAB	Y	GELC	CAPA-22-243496	INV	W	04/12/2022	N3B-2022-1071	15263747
	ug/L	1.00	WG	J	U	I7g	Y	GELC	CAWA-22-242237	INV	W	04/11/2022	N3B-2022-1057	15261879
	ug/L	1.00	WS	U	U	U_LAB	Y	GELC	CAWA-22-242202	INV	W	04/15/2022	N3B-2022-1098	15265259
	ug/L	1.00	WS	U	U	U_LAB	Y	GELC	CAWA-22-242201	INV	W	04/15/2022	N3B-2022-1098	15265234
	ug/L	1.00	WG	J	J	J_LAB	Y	GELC	CAPA-22-243490	INV	W	04/12/2022	N3B-2022-1071	15262621
	ug/L	1.00	WG	J	J	J_LAB	Y	GELC	CAWA-22-242214	INV	W	04/06/2022	N3B-2022-1049	15254833
	ug/L	1.00	WG	U	U	U_LAB	Y	GELC	CAWA-22-242253	INV	W	04/11/2022	N3B-2022-1057	15261904
	ug/L	1.00	WG	J	J	J_LAB	Y	GELC	CAWA-22-242422	INV	W	04/05/2022	N3B-2022-1059	15253349
	ug/L	1.00	WS	J	J	J_LAB	Y	GELC	CAPA-22-243496	INV	W	04/12/2022	N3B-2022-1071	15262682
	ug/L	1.00	WS	J	J	J_LAB	Y	GELC	CAPA-22-243495	INV	W	04/12/2022	N3B-2022-1071	15262652

Appendix C

Inspection Forms

Cap and BMP Inspection Forms

Inspection Report
Corrective Measures at Consolidation Unit 16-021(c)-99

Date/Time: 9/21/2021
615am

Report Number 8

Weather: 50s

Personnel: Ashley Kowalewski
Adam Ullom
Robert Seminaro

Low-Permeability Cap Inspection

	Yes	No	Comments
Is there evidence of new settlement?		X	
Is there evidence of cracking?		X	
Is there evidence of erosion/rutting?		X	
Is there evidence of ponding?		X	
Is there evidence of burrowing animals?		X	
Is there evidence of undesirable vegetative growth?	X		Yes, removed the pines growing on cap at the time of inspection.
Are the slopes adequate for surface water drainage?	X		
Is there evidence of soil movement/slope instability? (example: cracks in the soil running parallel to the slope or soil sloughing)		X	

Are there any additional conditions during the inspections that require attention?
n/a

N3B Los Alamos

Signature: Ashley Kowalewski

Inspection Report
Corrective Measures at Consolidation Unit 16-021(c)-99

Date/Time: 3/29/2022
1200pm
Weather: 50s, breezy

Report Number 9

Personnel: Mercediz Billeen
Andrew Aragon
Ashley Kowalewski

Low-Permeability Cap Inspection

	Yes	No	Comments
Is there evidence of new settlement?		X	
Is there evidence of cracking?		X	
Is there evidence of erosion/rutting?		X	
Is there evidence of ponding?		X	
Is there evidence of burrowing animals?		X	
Is there evidence of undesirable vegetative growth?	X		Yes, removed 6 pines growing on cap area at time of inspection.
Are the slopes adequate for surface water drainage?	X		
Is there evidence of soil movement/slope instability? (example: cracks in the soil running parallel to the slope or soil sloughing)		X	

Are there any additional conditions during the inspections that require attention?
n/a

N3B Los Alamos

Signature: Ashley Kowalewski

N3B Los Alamos

Work Order BMP-88634

Ind Permit BMP Insp & Maint
Printed 8/11/2022 - 10:38 AM (Duplicate Copy)

Maintenance Details

Requested: 8/27/2021 10:23:00 AM
Procedure: Post Storm Control Measures Inspection Form (N3B-SOP-ER-5002 CMI)
Last PM: 8/24/2021
Project: IP Rain Event on August 26, 2021 (P-BMP-6106)

Target: 9/9/2021
Priority/Type: Normal / Inspection

IP
RG257
V006
CDV-SMA-2

Contact:
Phone:

Reason: IP Rain Event on August 26, 2021

Special Instructions: Route 4, V006-13-0006-177-CDV2-R9.

Tasks

#	Description	Meas.	No	Yes
CONTROL MEASURE REVIEW				
20	**Established Vegetation [V00602040013]** Is BMP Operating effectively on arrival? If no, describe existing or installed backup control.		☐	☑
30	**Established Vegetation [V00602040013]** Is maintenance, modification, repair, or replacement recommended or conducted at inspection? If yes, identify maintenance type (repair, replacement, or modification) and describe the maintenance recommendation.		☒	☐
40	**Earthen Berm [V00603010006]** Is BMP Operating effectively on arrival? If no, describe existing or installed backup control.		☐	☑
50	**Earthen Berm [V00603010006]** Is maintenance, modification, repair, or replacement recommended or conducted at inspection? If yes, identify maintenance type (repair, replacement, or modification) and describe the maintenance recommendation.		☒	☐
60	**Earthen Berm [V00603010007]** Is BMP Operating effectively on arrival? If no, describe existing or installed backup control.		☐	☑
70	**Earthen Berm [V00603010007]** Is maintenance, modification, repair, or replacement recommended or conducted at inspection? If yes, identify maintenance type (repair, replacement, or modification) and describe the maintenance recommendation.		☒	☐
80	**Earthen Berm [V00603010008]** Is BMP Operating effectively on arrival? If no, describe existing or installed backup control.		☐	☑
90	**Earthen Berm [V00603010008]** Is maintenance, modification, repair, or replacement recommended or conducted at inspection? If yes, identify maintenance type (repair, replacement, or modification) and describe the maintenance recommendation.		☒	☐
100	**Earthen Berm [V00603010009]** Is BMP Operating effectively on arrival? If no, describe existing or installed backup control.		☐	☑
110	**Earthen Berm [V00603010009]** Is maintenance, modification, repair, or replacement recommended or conducted at inspection? If yes, identify maintenance type (repair, replacement, or modification) and describe the maintenance recommendation.		☒	☐
120	**Earthen Berm [V00603010010]** Is BMP Operating effectively on arrival? If no, describe existing or installed backup control.		☐	☑
130	**Earthen Berm [V00603010010]** Is maintenance, modification, repair, or replacement recommended or conducted at inspection? If yes, identify maintenance type (repair, replacement, or modification) and describe the maintenance recommendation.		☒	☐
140	**Rip Rap [V00604060003]** Is BMP Operating effectively on arrival? If no, describe existing or installed backup control.		☐	☑
150	**Rip Rap [V00604060003]** Is maintenance, modification, repair, or replacement recommended or conducted at inspection? If yes, identify maintenance type (repair, replacement, or modification) and describe the maintenance recommendation.		☒	☐
160	**Rock Check Dam [V00606010002]** Is BMP Operating effectively on arrival? If no, describe existing or installed backup control.		☐	☑
170	**Rock Check Dam [V00606010002]** Is maintenance, modification, repair, or replacement recommended or conducted at inspection? If yes, identify maintenance type (repair, replacement, or modification) and describe the maintenance recommendation.		☒	☐
180	**Rock Cap [V00608020012]** Is BMP Operating effectively on arrival? If no, describe existing or installed backup control.		☐	☑
190	**Rock Cap [V00608020012]** Is maintenance, modification, repair, or replacement recommended or conducted at inspection? If yes, identify maintenance type (repair, replacement, or modification) and describe the maintenance recommendation.		☒	☐
MAP REVIEW				
210	Have you changed the location of a BMP on the Site Map?		☒	☐
220	Have you ammended the Site Map in any other way?		☒	☐
SMA and SITE REVIEW				
240	Is there evidence of floatable waste, floatable garbage, or floatable debris within the SMA that could be discharged to receiving waters?		☒	☐
250	Is there evidence of dust generation or evidence of off-site vehicle tracking of raw, final, or waste materials or sediments?		☒	☐
260	Is there evidence of the introduction of raw, final, or waste material to the SMA?		☒	☐
270	Has there been a significant increase in erosion potential at the SMA since the last inspection?		☒	☐
280	**Industrial or sanitary wastewater treatment at 16-260 [16-021(C)]** Has there been an increase in erosion potential at the Site since the last inspection?		☒	☐

Labor

Labor	Work Date	Reg Hrs	OT Hrs	Other Hrs
Jonathan Romero	9/3/2021	1	0	0
Shendo, Maurice	9/3/2021	1	0	0

Labor Report

Completed: 9/3/2021 7:00:00 AM

Report:

Images

N3B Los Alamos

Work Order BMP-93100

Ind Permit BMP Insp & Maint
Printed 8/11/2022 - 10:37 AM

Maintenance Details

Requested: 6/27/2022 12:46:45 PM
Procedure: Post Storm Control Measures Inspection Form (N3B-SOP-ER-5002 CMI)
Last PM: 9/3/2021
Project: IP Rain Event on June 25, 2022 (P-BMP-6148)

Target: 7/9/2022
Priority/Type: Normal / Inspection

IP
RG257
V006
CDV-SMA-2

Reason: IP Rain Event on June 25, 2022

Contact:
Phone:

Special Instructions: Route 4, V006-13-0006-177-CDV2-R9.

Tasks

#	Description	Meas.	No	Yes
CONTROL MEASURE REVIEW				
20	**Established Vegetation [V00602040013]** Is BMP Operating effectively on arrival? If no, describe existing or installed backup control.		☐	☑
30	**Established Vegetation [V00602040013]** Is maintenance, modification, repair, or replacement recommended or conducted at inspection? If yes, identify maintenance type (repair, replacement, or modification) and describe the maintenance recommendation.		☒	☐
40	**Earthen Berm [V00603010006]** Is BMP Operating effectively on arrival? If no, describe existing or installed backup control.		☐	☑
50	**Earthen Berm [V00603010006]** Is maintenance, modification, repair, or replacement recommended or conducted at inspection? If yes, identify maintenance type (repair, replacement, or modification) and describe the maintenance recommendation.		☒	☐
60	**Earthen Berm [V00603010007]** Is BMP Operating effectively on arrival? If no, describe existing or installed backup control.		☐	☑
70	**Earthen Berm [V00603010007]** Is maintenance, modification, repair, or replacement recommended or conducted at inspection? If yes, identify maintenance type (repair, replacement, or modification) and describe the maintenance recommendation.		☒	☐
80	**Earthen Berm [V00603010008]** Is BMP Operating effectively on arrival? If no, describe existing or installed backup control.		☐	☑
90	**Earthen Berm [V00603010008]** Is maintenance, modification, repair, or replacement recommended or conducted at inspection? If yes, identify maintenance type (repair, replacement, or modification) and describe the maintenance recommendation.		☒	☐
100	**Earthen Berm [V00603010009]** Is BMP Operating effectively on arrival? If no, describe existing or installed backup control.		☐	☑
110	**Earthen Berm [V00603010009]** Is maintenance, modification, repair, or replacement recommended or conducted at inspection? If yes, identify maintenance type (repair, replacement, or modification) and describe the maintenance recommendation.		☒	☐
120	**Earthen Berm [V00603010010]** Is BMP Operating effectively on arrival? If no, describe existing or installed backup control.		☐	☑
130	**Earthen Berm [V00603010010]** Is maintenance, modification, repair, or replacement recommended or conducted at inspection? If yes, identify maintenance type (repair, replacement, or modification) and describe the maintenance recommendation.		☒	☐
140	**Rip Rap [V00604060003]** Is BMP Operating effectively on arrival? If no, describe existing or installed backup control.		☐	☑
150	**Rip Rap [V00604060003]** Is maintenance, modification, repair, or replacement recommended or conducted at inspection? If yes, identify maintenance type (repair, replacement, or modification) and describe the maintenance recommendation.		☒	☐
160	**Rock Check Dam [V00606010002]** Is BMP Operating effectively on arrival? If no, describe existing or installed backup control.		☐	☑
170	**Rock Check Dam [V00606010002]** Is maintenance, modification, repair, or replacement recommended or conducted at inspection? If yes, identify maintenance type (repair, replacement, or modification) and describe the maintenance recommendation.		☒	☐
180	**Rock Cap [V00608020012]** Is BMP Operating effectively on arrival? If no, describe existing or installed backup control.		☐	☑
190	**Rock Cap [V00608020012]** Is maintenance, modification, repair, or replacement recommended or conducted at inspection? If yes, identify maintenance type (repair, replacement, or modification) and describe the maintenance recommendation.		☒	☐
MAP REVIEW				
210	Have you changed the location of a BMP on the Site Map?		☒	☐
220	Have you ammended the Site Map in any other way?		☒	☐
SMA and SITE REVIEW				
240	Is there evidence of floatable waste, floatable garbage, or floatable debris within the SMA that could be discharged to receiving waters?		☒	☐
250	Is there evidence of dust generation or evidence of off-site vehicle tracking of raw, final, or waste materials or sediments?		☒	☐
260	Is there evidence of the introduction of raw, final, or waste material to the SMA?		☒	☐
270	Has there been a significant increase in erosion potential at the SMA since the last inspection?		☒	☐
280	**Industrial or sanitary wastewater treatment at 16-260 [16-021(C)]** Has there been an increase in erosion potential at the Site since the last inspection?		☒	☐

Labor

Labor	Work Date	Reg Hrs	OT Hrs	Other Hrs
Jonathan Romero	6/30/2022	1	0	0
Shendo, Maurice	6/30/2022	1	0	0

Labor Report

Completed: 6/30/2022 7:15:49 AM

Report:

Images

N3B Los Alamos

Work Order BMP-93740
Ind Permit BMP Insp & Maint
Printed 8/11/2022 - 10:36 AM

Maintenance Details

Requested: 7/5/2022 1:46:59 PM
Procedure: Post Storm Control Measures Inspection Form (N3B-SOP-ER-5002 CMI)
Last PM: 6/30/2022
Project: IP Rain Event on July 4, 2022 (P-BMP-6153)

Target: 7/18/2022
Priority/Type: Normal / Inspection

IP
RG257
V006
CDV-SMA-2

Contact:
Phone:

Reason: IP Rain Event on July 4, 2022

Special Instructions: Route 4, V006-13-0006-177-CDV2-R9.

Tasks

#	Description	Meas.	No	Yes
CONTROL MEASURE REVIEW				
20	**Established Vegetation [V00602040013]** Is BMP Operating effectively on arrival? If no, describe existing or installed backup control.		☐	☑
30	**Established Vegetation [V00602040013]** Is maintenance, modification, repair, or replacement recommended or conducted at inspection? If yes, identify maintenance type (repair, replacement, or modification) and describe the maintenance recommendation.		☒	☐
40	**Earthen Berm [V00603010006]** Is BMP Operating effectively on arrival? If no, describe existing or installed backup control.		☐	☑
50	**Earthen Berm [V00603010006]** Is maintenance, modification, repair, or replacement recommended or conducted at inspection? If yes, identify maintenance type (repair, replacement, or modification) and describe the maintenance recommendation.		☒	☐
60	**Earthen Berm [V00603010007]** Is BMP Operating effectively on arrival? If no, describe existing or installed backup control.		☐	☑
70	**Earthen Berm [V00603010007]** Is maintenance, modification, repair, or replacement recommended or conducted at inspection? If yes, identify maintenance type (repair, replacement, or modification) and describe the maintenance recommendation.		☒	☐
80	**Earthen Berm [V00603010008]** Is BMP Operating effectively on arrival? If no, describe existing or installed backup control.		☐	☑
90	**Earthen Berm [V00603010008]** Is maintenance, modification, repair, or replacement recommended or conducted at inspection? If yes, identify maintenance type (repair, replacement, or modification) and describe the maintenance recommendation.		☒	☐
100	**Earthen Berm [V00603010009]** Is BMP Operating effectively on arrival? If no, describe existing or installed backup control.		☐	☑
110	**Earthen Berm [V00603010009]** Is maintenance, modification, repair, or replacement recommended or conducted at inspection? If yes, identify maintenance type (repair, replacement, or modification) and describe the maintenance recommendation.		☒	☐
120	**Earthen Berm [V00603010010]** Is BMP Operating effectively on arrival? If no, describe existing or installed backup control.		☐	☑
130	**Earthen Berm [V00603010010]** Is maintenance, modification, repair, or replacement recommended or conducted at inspection? If yes, identify maintenance type (repair, replacement, or modification) and describe the maintenance recommendation.		☒	☐
140	**Rip Rap [V00604060003]** Is BMP Operating effectively on arrival? If no, describe existing or installed backup control.		☐	☑
150	**Rip Rap [V00604060003]** Is maintenance, modification, repair, or replacement recommended or conducted at inspection? If yes, identify maintenance type (repair, replacement, or modification) and describe the maintenance recommendation.		☒	☐
160	**Rock Check Dam [V00606010002]** Is BMP Operating effectively on arrival? If no, describe existing or installed backup control.		☐	☑
170	**Rock Check Dam [V00606010002]** Is maintenance, modification, repair, or replacement recommended or conducted at inspection? If yes, identify maintenance type (repair, replacement, or modification) and describe the maintenance recommendation.		☒	☐
180	**Rock Cap [V00608020012]** Is BMP Operating effectively on arrival? If no, describe existing or installed backup control.		☐	☑
190	**Rock Cap [V00608020012]** Is maintenance, modification, repair, or replacement recommended or conducted at inspection? If yes, identify maintenance type (repair, replacement, or modification) and describe the maintenance recommendation.		☒	☐
MAP REVIEW				
210	Have you changed the location of a BMP on the Site Map?		☒	☐
220	Have you ammended the Site Map in any other way?		☒	☐
SMA and SITE REVIEW				
240	Is there evidence of floatable waste, floatable garbage, or floatable debris within the SMA that could be discharged to receiving waters?		☒	☐
250	Is there evidence of dust generation or evidence of off-site vehicle tracking of raw, final, or waste materials or sediments?		☒	☐
260	Is there evidence of the introduction of raw, final, or waste material to the SMA?		☒	☐
270	Has there been a significant increase in erosion potential at the SMA since the last inspection?		☒	☐
280	**Industrial or sanitary wastewater treatment at 16-260 [16-021(C)]** Has there been an increase in erosion potential at the Site since the last inspection?		☒	☐

Labor

Labor	Work Date	Reg Hrs	OT Hrs	Other Hrs
Jonathan Romero	7/14/2022	1	0	0
Wedgeworth, Zach	7/14/2022	1	0	0

Labor Report

Completed: 7/14/2022 6:45:05 AM

Report:

Images

N3B Los Alamos

Work Order BMP-94227

Ind Permit BMP Insp & Maint
Printed 8/11/2022 - 10:34 AM (Duplicate Copy)

Maintenance Details

Requested: 7/21/2022 9:20:51 AM
Procedure: Post Storm Control Measures Inspection Form (N3B-SOP-ER-5002 CMI)
Last PM: 7/14/2022
Project: IP Rain Event on July 20, 2022 (P-BMP-6159)

Target: 8/3/2022
Priority/Type: Normal / Inspection

IP
RG257
V006
CDV-SMA-2

Reason: IP Rain Event on July 20, 2022

Contact:
Phone:

Special Instructions: Route 4, V006-13-0006-177-CDV2-R9.

Tasks

#	Description	Meas.	No	Yes
CONTROL MEASURE REVIEW				
20	**Established Vegetation [V00602040013]** Is BMP Operating effectively on arrival? If no, describe existing or installed backup control.		☐	☑
30	**Established Vegetation [V00602040013]** Is maintenance, modification, repair, or replacement recommended or conducted at inspection? If yes, identify maintenance type (repair, replacement, or modification) and describe the maintenance recommendation.		☒	☐
40	**Earthen Berm [V00603010006]** Is BMP Operating effectively on arrival? If no, describe existing or installed backup control.		☐	☑
50	**Earthen Berm [V00603010006]** Is maintenance, modification, repair, or replacement recommended or conducted at inspection? If yes, identify maintenance type (repair, replacement, or modification) and describe the maintenance recommendation.		☒	☐
60	**Earthen Berm [V00603010007]** Is BMP Operating effectively on arrival? If no, describe existing or installed backup control.		☐	☑
70	**Earthen Berm [V00603010007]** Is maintenance, modification, repair, or replacement recommended or conducted at inspection? If yes, identify maintenance type (repair, replacement, or modification) and describe the maintenance recommendation.		☒	☐
80	**Earthen Berm [V00603010008]** Is BMP Operating effectively on arrival? If no, describe existing or installed backup control.		☐	☑
90	**Earthen Berm [V00603010008]** Is maintenance, modification, repair, or replacement recommended or conducted at inspection? If yes, identify maintenance type (repair, replacement, or modification) and describe the maintenance recommendation.		☒	☐
100	**Earthen Berm [V00603010009]** Is BMP Operating effectively on arrival? If no, describe existing or installed backup control.		☐	☑
110	**Earthen Berm [V00603010009]** Is maintenance, modification, repair, or replacement recommended or conducted at inspection? If yes, identify maintenance type (repair, replacement, or modification) and describe the maintenance recommendation.		☒	☐
120	**Earthen Berm [V00603010010]** Is BMP Operating effectively on arrival? If no, describe existing or installed backup control.		☐	☑
130	**Earthen Berm [V00603010010]** Is maintenance, modification, repair, or replacement recommended or conducted at inspection? If yes, identify maintenance type (repair, replacement, or modification) and describe the maintenance recommendation.		☒	☐
140	**Rip Rap [V00604060003]** Is BMP Operating effectively on arrival? If no, describe existing or installed backup control.		☐	☑
150	**Rip Rap [V00604060003]** Is maintenance, modification, repair, or replacement recommended or conducted at inspection? If yes, identify maintenance type (repair, replacement, or modification) and describe the maintenance recommendation.		☒	☐
160	**Rock Check Dam [V00606010002]** Is BMP Operating effectively on arrival? If no, describe existing or installed backup control.		☐	☑
170	**Rock Check Dam [V00606010002]** Is maintenance, modification, repair, or replacement recommended or conducted at inspection? If yes, identify maintenance type (repair, replacement, or modification) and describe the maintenance recommendation.		☒	☐
180	**Rock Cap [V00608020012]** Is BMP Operating effectively on arrival? If no, describe existing or installed backup control.		☐	☑
190	**Rock Cap [V00608020012]** Is maintenance, modification, repair, or replacement recommended or conducted at inspection? If yes, identify maintenance type (repair, replacement, or modification) and describe the maintenance recommendation.		☒	☐
MAP REVIEW				
210	Have you changed the location of a BMP on the Site Map?		☒	☐
220	Have you ammended the Site Map in any other way?		☒	☐
SMA and SITE REVIEW				
240	Is there evidence of floatable waste, floatable garbage, or floatable debris within the SMA that could be discharged to receiving waters?		☒	☐
250	Is there evidence of dust generation or evidence of off-site vehicle tracking of raw, final, or waste materials or sediments?		☒	☐
260	Is there evidence of the introduction of raw, final, or waste material to the SMA?		☒	☐
270	Has there been a significant increase in erosion potential at the SMA since the last inspection?		☒	☐
280	**Industrial or sanitary wastewater treatment at 16-260 [16-021(C)]** Has there been an increase in erosion potential at the Site since the last inspection?		☒	☐

Labor

Labor	Work Date	Reg Hrs	OT Hrs	Other Hrs
Jonathan Romero	7/29/2022	1	0	0
Shendo, Maurice	7/29/2022	1	0	0

Labor Report

Completed: 7/29/2022 7:15:05 AM

Report:

Images

Appendix D

Surge Bed Monitoring Well Transducer Data
(on CD included with this document)

16-612309:

Received	Pressure PSI	Temperature C	Elevation F	TL Battery V
8/9/2022 7:00	0	10.37	0	13.84
8/9/2022 5:00	0	10.37	0	12.93
8/9/2022 3:00	0	10.37	0	12.96
8/9/2022 1:00	0	10.37	0	13
8/8/2022 23:00	0	10.37	0	13.05
8/8/2022 21:00	0	10.37	0	13.15
8/8/2022 19:00	0	10.37	0	13.39
8/8/2022 17:00	0	10.37	0	13.58
8/8/2022 15:00	0	10.36	0	13.65
8/8/2022 13:00	0	10.37	0	13.7
8/8/2022 11:00	0	10.37	0	13.96
8/8/2022 9:00	0	10.36	0	13.79
8/8/2022 7:00	0	10.36	0	13.1
8/8/2022 5:00	0	10.36	0	12.91
8/8/2022 3:00	0	10.36	0	12.93
8/8/2022 1:00	0	10.35	0	12.96
8/7/2022 23:00	0	10.35	0	13
8/7/2022 21:00	0	10.35	0	13.05
8/7/2022 19:00	0	10.35	0	13.29
8/7/2022 17:00	0	10.36	0	13.65
8/7/2022 15:00	0	10.35	0	13.63
8/7/2022 13:00	0	10.36	0	13.63
8/7/2022 11:00	0	10.35	0	13.94
8/7/2022 9:00	0	10.35	0	13.72
8/7/2022 7:00	0	10.35	0	13.08
8/7/2022 5:00	0	10.35	0	12.91
8/7/2022 3:00	0	10.34	0	12.93
8/7/2022 1:00	0	10.35	0	12.93
8/6/2022 23:00	0	10.35	0	12.98
8/6/2022 21:00	0	10.34	0	13.05
8/6/2022 19:00	0	10.34	0	13.27
8/6/2022 17:00	0	10.34	0	13.46
8/6/2022 15:00	0	10.34	0	13.22
8/6/2022 13:00	0	10.34	0	13.46
8/6/2022 11:00	0	10.34	0	13.99
8/6/2022 9:00	0	10.35	0	13.99
8/6/2022 7:00	0	10.34	0	13.84
8/6/2022 5:00	0	10.33	0	12.96
8/6/2022 3:00	0	10.33	0	12.96
8/6/2022 1:00	0	10.33	0	12.98
8/5/2022 23:00	0	10.34	0	13.05
8/5/2022 21:00	0	10.33	0	13.12
8/5/2022 19:00	0	10.34	0	13.29
8/5/2022 17:00	0	10.33	0	13.58
8/5/2022 15:00	0	10.34	0	13.63

Received	Pressure PSI	Temperature C	Elevation F	TL Battery V
8/5/2022 13:00	0	10.34	0	13.72
8/5/2022 11:00	0	10.34	0	13.96
8/5/2022 9:00	0	10.33	0	13.96
8/5/2022 7:00	0	10.32	0	13
8/5/2022 5:00	0	10.33	0	12.93
8/5/2022 3:00	0	10.32	0	12.96
8/5/2022 1:00	0	10.32	0	12.98
8/4/2022 23:00	0	10.33	0	13.03
8/4/2022 21:00	0	10.33	0	13.12
8/4/2022 19:00	0	10.32	0	13.29
8/4/2022 17:00	0	10.32	0	13.51
8/4/2022 15:00	0	10.32	0	13.65
8/4/2022 13:00	0	10.32	0	13.75
8/4/2022 11:00	0	10.32	0	13.63
8/4/2022 9:00	0	10.32	0	13.67
8/4/2022 7:00	0	10.31	0	13
8/4/2022 5:00	0	10.32	0	12.96
8/4/2022 3:00	0	10.32	0	12.98
8/4/2022 1:00	0	10.31	0	13
8/3/2022 23:00	0	10.31	0	13.08
8/3/2022 21:00	0	10.31	0	13.17
8/3/2022 19:00	0	10.31	0	13.39
8/3/2022 17:00	0	10.31	0	13.63
8/3/2022 15:00	0	10.31	0	13.6
8/3/2022 13:00	0	10.31	0	13.6
8/3/2022 11:00	0	10.31	0	13.96
8/3/2022 9:00	0	10.31	0	14.01
8/3/2022 7:00	0	10.31	0	13.87
8/3/2022 5:00	0	10.3	0	12.93
8/3/2022 3:00	0	10.31	0	12.96
8/3/2022 1:00	0	10.3	0	13
8/2/2022 23:00	0	10.3	0	13.05
8/2/2022 21:00	0	10.3	0	13.12
8/2/2022 19:00	0	10.3	0	13.29
8/2/2022 17:00	0	10.3	0	13.51
8/2/2022 15:00	0	10.3	0	13.65
8/2/2022 13:00	0	10.3	0	13.67
8/2/2022 11:00	0	10.3	0	13.7
8/2/2022 9:00	0	10.3	0	14.03
8/2/2022 7:00	0	10.3	0	13.84
8/2/2022 5:00	0	10.3	0	12.96
8/2/2022 3:00	0	10.29	0	12.96
8/2/2022 1:00	0	10.29	0	12.98
8/1/2022 23:00	0	10.29	0	13
8/1/2022 21:00	0	10.3	0	13.08
8/1/2022 19:00	0	10.29	0	13.17

Received	Pressure PSI	Temperature C	Elevation F	TL Battery V
8/1/2022 17:00	0	10.29	0	13.36
8/1/2022 15:00	0	10.29	0	13.65
8/1/2022 13:00	0	10.29	0	13.6
8/1/2022 11:00	0	10.3	0	13.94
8/1/2022 9:00	0	10.29	0	13.72
8/1/2022 7:00	0	10.29	0	13.27
8/1/2022 5:00	0	10.28	0	12.91
8/1/2022 3:00	0	10.29	0	12.93
8/1/2022 1:00	0	10.29	0	12.96
7/31/2022 23:00	0	10.28	0	12.98
7/31/2022 21:00	0	10.28	0	13.03
7/31/2022 19:00	0	10.28	0	13.29
7/31/2022 17:00	0	10.28	0	13.44
7/31/2022 15:00	0	10.28	0	13.63
7/31/2022 13:00	0	10.28	0	13.75
7/31/2022 11:00	0	10.28	0	13.65
7/31/2022 9:00	0	10.28	0	13.99
7/31/2022 7:00	0	10.28	0	13.84
7/31/2022 5:00	0	10.27	0	12.93
7/31/2022 3:00	0	10.28	0	12.98
7/31/2022 1:00	0	10.28	0	13
7/30/2022 23:00	0	10.28	0	13.08
7/30/2022 21:00	0	10.27	0	13.12
7/30/2022 19:00	0	10.27	0	13.29
7/30/2022 17:00	0	10.27	0	13.48
7/30/2022 15:00	0	10.27	0	13.53
7/30/2022 13:00	0	10.27	0	13.48
7/30/2022 11:00	0	10.27	0	13.67
7/30/2022 9:00	0	10.27	0	13.41
7/30/2022 7:00	0	10.26	0	13.1
7/30/2022 5:00	0	10.27	0	12.91
7/30/2022 3:00	0	10.26	0	12.93
7/30/2022 1:00	0	10.26	0	12.93
7/29/2022 23:00	0	10.27	0	12.96
7/29/2022 21:00	0	10.26	0	13
7/29/2022 19:00	0	10.26	0	13.1
7/29/2022 17:00	0	10.26	0	13.24
7/29/2022 15:00	0	10.26	0	13.7
7/29/2022 13:00	0	10.27	0	13.75
7/29/2022 11:00	0	10.26	0	13.77
7/29/2022 9:00	0	10.26	0	13.84
7/29/2022 7:00	0	10.26	0	13.15
7/29/2022 5:00	0	10.26	0	12.93
7/29/2022 3:00	0	10.26	0	12.96
7/29/2022 1:00	0	10.26	0	13
7/28/2022 23:00	0	10.26	0	13.05

Received	Pressure PSI	Temperature C	Elevation F	TL Battery V
7/28/2022 21:00	0	10.25	0	13.12
7/28/2022 19:00	0	10.25	0	13.27
7/28/2022 17:00	0	10.26	0	13.63
7/28/2022 15:00	0	10.25	0	13.72
7/28/2022 13:00	0	10.25	0	13.72
7/28/2022 11:00	0	10.25	0	13.6
7/28/2022 9:00	0	10.25	0	13.51
7/28/2022 7:00	0	10.25	0	13.08
7/28/2022 5:00	0	10.24	0	12.93
7/28/2022 3:00	0	10.25	0	12.93
7/28/2022 1:00	0	10.25	0	12.93
7/27/2022 23:00	0	10.25	0	12.96
7/27/2022 21:00	0	10.24	0	12.98
7/27/2022 19:00	0	10.25	0	13.08
7/27/2022 17:00	0	10.25	0	13.2
7/27/2022 15:00	0	10.25	0	13.53
7/27/2022 13:00	0	10.25	0	13.75
7/27/2022 11:00	0	10.24	0	13.94
7/27/2022 9:00	0	10.24	0	14.01
7/27/2022 7:00	0	10.24	0	13.82
7/27/2022 5:00	0	10.23	0	12.91
7/27/2022 3:00	0	10.24	0	12.93
7/27/2022 1:00	0	10.24	0	13
7/26/2022 23:00	0	10.23	0	13.03
7/26/2022 21:00	0	10.24	0	13.1
7/26/2022 19:00	0	10.23	0	13.32
7/26/2022 17:00	0	10.24	0	13.58
7/26/2022 15:00	0	10.24	0	13.67
7/26/2022 13:00	0	10.24	0	13.6
7/26/2022 11:00	0	10.24	0	13.75
7/26/2022 9:00	0	10.24	0	13.94
7/26/2022 7:00	0	10.23	0	13.79
7/26/2022 5:00	0	10.23	0	12.93
7/26/2022 3:00	0	10.23	0	12.93
7/26/2022 1:00	0	10.23	0	12.93
7/25/2022 23:00	0	10.23	0	12.98
7/25/2022 21:00	0	10.23	0	13.05
7/25/2022 19:00	0	10.23	0	13.17
7/25/2022 17:00	0	10.23	0	13.51
7/25/2022 15:00	0	10.23	0	13.58
7/25/2022 13:00	0	10.23	0	13.72
7/25/2022 11:00	0	10.23	0	13.96
7/25/2022 9:00	0	10.23	0	14.01
7/25/2022 7:00	0	10.22	0	13.82
7/25/2022 5:00	0	10.22	0	12.88
7/25/2022 3:00	0	10.22	0	12.91

Received	Pressure PSI	Temperature C	Elevation F	TL Battery V
7/25/2022 1:00	0	10.22	0	12.96
7/24/2022 23:00	0	10.22	0	12.98
7/24/2022 21:00	0	10.21	0	13.03
7/24/2022 19:00	0	10.22	0	13.2
7/24/2022 17:00	0	10.22	0	13.51
7/24/2022 15:00	0	10.22	0	13.58
7/24/2022 13:00	0	10.21	0	13.75
7/24/2022 11:00	0	10.22	0	13.94
7/24/2022 9:00	0	10.22	0	13.99
7/24/2022 7:00	0	10.21	0	13.41
7/24/2022 5:00	0	10.21	0	12.93
7/24/2022 3:00	0	10.21	0	12.96
7/24/2022 1:00	0	10.21	0	12.98
7/23/2022 23:00	0	10.21	0	13
7/23/2022 21:00	0	10.21	0	13.1
7/23/2022 19:00	0	10.21	0	13.29
7/23/2022 17:00	0	10.21	0	13.39
7/23/2022 15:00	0	10.21	0	13.44
7/23/2022 13:00	0	10.21	0	13.7
7/23/2022 11:00	0	10.21	0	13.89
7/23/2022 9:00	0	10.21	0	14.01
7/23/2022 7:00	0	10.2	0	13.84
7/23/2022 5:00	0	10.2	0	12.93
7/23/2022 3:00	0	10.2	0	12.96
7/23/2022 1:00	0	10.2	0	12.98
7/22/2022 23:00	0	10.2	0	13.03
7/22/2022 21:00	0	10.2	0	13.1
7/22/2022 19:00	0	10.2	0	13.29
7/22/2022 17:00	0	10.2	0	13.58
7/22/2022 15:00	0	10.2	0	13.67
7/22/2022 13:00	0	10.2	0	13.7
7/22/2022 11:00	0	10.2	0	13.94
7/22/2022 9:00	0	10.2	0	14.01
7/22/2022 7:00	0	10.2	0	13.84
7/22/2022 5:00	0	10.19	0	12.93
7/22/2022 3:00	0	10.2	0	12.98
7/22/2022 1:00	0	10.19	0	12.98
7/21/2022 23:00	0	10.19	0	13.03
7/21/2022 21:00	0	10.19	0	13.1
7/21/2022 19:00	0	10.19	0	13.34
7/21/2022 17:00	0	10.19	0	13.58
7/21/2022 15:00	0	10.19	0	13.53
7/21/2022 13:00	0	10.19	0	13.58
7/21/2022 11:00	0	10.19	0	13.89
7/21/2022 9:00	0	10.19	0	13.99
7/21/2022 7:00	0	10.19	0	13.84

Received	Pressure PSI	Temperature C	Elevation F	TL Battery V
7/21/2022 5:00	0	10.19	0	12.91
7/21/2022 3:00	0	10.18	0	12.93
7/21/2022 1:00	0	10.18	0	12.96
7/20/2022 23:00	0	10.18	0	12.98
7/20/2022 21:00	0	10.18	0	13.03
7/20/2022 19:00	0	10.18	0	13.12
7/20/2022 17:00	0	10.18	0	13.63
7/20/2022 15:00	0	10.18	0	13.44
7/20/2022 13:00	0	10.18	0	13.7
7/20/2022 11:00	0	10.19	0	13.79
7/20/2022 9:00	0	10.18	0	13.96
7/20/2022 7:00	0	10.18	0	13.87
7/20/2022 5:00	0	10.18	0	12.91
7/20/2022 3:00	0	10.18	0	12.93
7/20/2022 1:00	0	10.18	0	12.96
7/19/2022 23:00	0	10.17	0	13
7/19/2022 21:00	0	10.17	0	13.05
7/19/2022 19:00	0	10.18	0	13.17
7/19/2022 17:00	0	10.18	0	13.39
7/19/2022 15:00	0	10.18	0	13.56
7/19/2022 13:00	0	10.17	0	13.6
7/19/2022 11:00	0	10.17	0	13.91
7/19/2022 9:00	0	10.18	0	14.01
7/19/2022 7:00	0	10.17	0	13.87
7/19/2022 5:00	0	10.17	0	12.93
7/19/2022 3:00	0	10.17	0	12.96
7/19/2022 1:00	0	10.17	0	12.98
7/18/2022 23:00	0	10.16	0	13.03
7/18/2022 21:00	0	10.17	0	13.1
7/18/2022 19:00	0	10.16	0	13.27
7/18/2022 17:00	0	10.16	0	13.44
7/18/2022 15:00	0	10.16	0	13.53
7/18/2022 13:00	0	10.17	0	13.65
7/18/2022 11:00	0	10.17	0	13.91
7/18/2022 9:00	0	10.17	0	14.01
7/18/2022 7:00	0	10.17	0	13.82
7/18/2022 5:00	0	10.16	0	12.93
7/18/2022 3:00	0	10.16	0	12.98
7/18/2022 1:00	0	10.16	0	12.98
7/17/2022 23:00	0	10.16	0	13
7/17/2022 21:00	0	10.16	0	13.08
7/17/2022 19:00	0	10.16	0	13.2
7/17/2022 17:00	0	10.16	0	13.46
7/17/2022 15:00	0	10.16	0	13.46
7/17/2022 13:00	0	10.16	0	13.65
7/17/2022 11:00	0	10.16	0	13.91

Received	Pressure PSI	Temperature C	Elevation F	TL Battery V
7/17/2022 9:00	0	10.16	0	13.99
7/17/2022 7:00	0	10.15	0	13.84
7/17/2022 5:00	0	10.15	0	12.93
7/17/2022 3:00	0	10.15	0	12.96
7/17/2022 1:00	0	10.15	0	13
7/16/2022 23:00	0	10.15	0	13.03
7/16/2022 21:00	0	10.15	0	13.1
7/16/2022 19:00	0	10.15	0	13.22
7/16/2022 17:00	0	10.15	0	13.48
7/16/2022 15:00	0	10.15	0	13.58
7/16/2022 13:00	0	10.15	0	13.6
7/16/2022 11:00	0	10.15	0	13.91
7/16/2022 9:00	0	10.15	0	13.99
7/16/2022 7:00	0	10.15	0	13.82
7/16/2022 5:00	0	10.14	0	12.91
7/16/2022 3:00	0	10.15	0	12.93
7/16/2022 1:00	0	10.14	0	12.96
7/15/2022 23:00	0	10.14	0	13
7/15/2022 21:00	0	10.15	0	13.05
7/15/2022 19:00	0	10.14	0	13.22
7/15/2022 17:00	0	10.14	0	13.39
7/15/2022 15:00	0	10.14	0	13.56
7/15/2022 13:00	0	10.14	0	13.7
7/15/2022 11:00	0	10.14	0	13.91
7/15/2022 9:00	0	10.15	0	13.99
7/15/2022 7:00	0	10.14	0	13.82
7/15/2022 5:00	0	10.14	0	12.93
7/15/2022 3:00	0	10.14	0	12.96
7/15/2022 1:00	0	10.13	0	12.96
7/14/2022 23:00	0	10.14	0	13
7/14/2022 21:00	0	10.14	0	13.08
7/14/2022 19:00	0	10.14	0	13.22
7/14/2022 17:00	0	10.14	0	13.39
7/14/2022 15:00	0	10.14	0	13.6
7/14/2022 13:00	0	10.13	0	13.67
7/14/2022 11:00	0	10.14	0	13.94
7/14/2022 9:00	0	10.14	0	14.01
7/14/2022 7:00	0	10.13	0	13.84
7/14/2022 5:00	0	10.13	0	12.93
7/14/2022 3:00	0	10.13	0	12.96
7/14/2022 1:00	0	10.13	0	12.98
7/13/2022 23:00	0	10.13	0	12.98
7/13/2022 21:00	0	10.13	0	13.05
7/13/2022 19:00	0	10.13	0	13.22
7/13/2022 17:00	0	10.12	0	13.41
7/13/2022 15:00	0	10.13	0	13.58

Received	Pressure PSI	Temperature C	Elevation F	TL Battery V
7/13/2022 13:00	0	10.13	0	13.72
7/13/2022 11:00	0	10.13	0	13.91
7/13/2022 9:00	0	10.13	0	14.01
7/13/2022 7:00	0	10.12	0	13.82
7/13/2022 5:00	0	10.12	0	12.91
7/13/2022 3:00	0	10.12	0	12.93
7/13/2022 1:00	0	10.12	0	12.98
7/12/2022 23:00	0	10.12	0	13.03
7/12/2022 21:00	0	10.12	0	13.12
7/12/2022 19:00	0	10.12	0	13.29
7/12/2022 17:00	0	10.12	0	13.58
7/12/2022 15:00	0	10.12	0	13.7
7/12/2022 13:00	0	10.12	0	13.58
7/12/2022 11:00	0	10.12	0	13.91
7/12/2022 9:00	0	10.12	0	13.7
7/12/2022 7:00	0	10.12	0	13.08
7/12/2022 5:00	0	10.11	0	12.96
7/12/2022 3:00	0	10.11	0	12.98
7/12/2022 1:00	0	10.11	0	12.98
7/11/2022 23:00	0	10.11	0	13
7/11/2022 21:00	0	10.11	0	13.08
7/11/2022 19:00	0	10.12	0	13.2
7/11/2022 17:00	0	10.11	0	13.41
7/11/2022 15:00	0	10.12	0	13.72
7/11/2022 13:00	0	10.12	0	13.63
7/11/2022 11:00	0	10.11	0	13.91
7/11/2022 9:00	0	10.11	0	13.99
7/11/2022 7:00	0	10.11	0	13.84
7/11/2022 5:00	0	10.11	0	12.91
7/11/2022 3:00	0	10.11	0	12.93
7/11/2022 1:00	0	10.11	0	12.96
7/10/2022 23:00	0	10.1	0	13
7/10/2022 21:00	0	10.1	0	13.03
7/10/2022 19:00	0	10.1	0	13.24
7/10/2022 17:00	0	10.11	0	13.44
7/10/2022 15:00	0	10.11	0	13.51
7/10/2022 13:00	0	10.11	0	13.67
7/10/2022 11:00	0	10.11	0	13.91
7/10/2022 9:00	0	10.11	0	13.99
7/10/2022 7:00	0	10.11	0	13.84
7/10/2022 5:00	0	10.1	0	12.93
7/10/2022 3:00	0	10.1	0	12.96
7/10/2022 1:00	0	10.1	0	12.98
7/9/2022 23:00	0	10.1	0	13.05
7/9/2022 21:00	0	10.1	0	13.15
7/9/2022 19:00	0	10.1	0	13.36

Received	Pressure PSI	Temperature C	Elevation F	TL Battery V
7/9/2022 17:00	0	10.1	0	13.58
7/9/2022 15:00	0	10.1	0	13.6
7/9/2022 13:00	0	10.1	0	13.7
7/9/2022 11:00	0	10.1	0	13.91
7/9/2022 9:00	0	10.1	0	13.99
7/9/2022 7:00	0	10.1	0	13.84
7/9/2022 5:00	0	10.09	0	12.93
7/9/2022 3:00	0	10.1	0	12.96
7/9/2022 1:00	0	10.1	0	12.98
7/8/2022 23:00	0	10.09	0	13.03
7/8/2022 21:00	0	10.09	0	13.1
7/8/2022 19:00	0	10.1	0	13.24
7/8/2022 17:00	0	10.1	0	13.53
7/8/2022 15:00	0	10.09	0	13.65
7/8/2022 13:00	0	10.09	0	13.7
7/8/2022 11:00	0	10.09	0	13.91
7/8/2022 9:00	0	10.09	0	14.01
7/8/2022 7:00	0	10.09	0	13.84
7/8/2022 5:00	0	10.09	0	12.93
7/8/2022 3:00	0	10.09	0	12.96
7/8/2022 1:00	0	10.09	0	12.98
7/7/2022 23:00	0	10.08	0	12.98
7/7/2022 21:00	0	10.09	0	13.03
7/7/2022 19:00	0	10.09	0	13.34
7/7/2022 19:00	0	10.09	0	13.34
7/7/2022 17:00	0	10.09	0	13.48
7/7/2022 15:00	0	10.09	0	13.65
7/7/2022 13:00	0	10.09	0	13.75
7/7/2022 11:00	0	10.09	0	13.72
7/7/2022 9:00	0	10.09	0	13.99
7/7/2022 7:00	0	10.08	0	13.82
7/7/2022 5:00	0	10.08	0	12.93
7/7/2022 3:00	0	10.08	0	12.93
7/7/2022 1:00	0	10.08	0	12.98
7/6/2022 23:00	0	10.08	0	13.03
7/6/2022 21:00	0	10.08	0	13.12
7/6/2022 19:00	0	10.09	0	13.32
7/6/2022 17:00	0	10.08	0	13.53
7/6/2022 15:00	0	10.08	0	13.67
7/6/2022 13:00	0	10.08	0	13.75
7/6/2022 11:00	0	10.08	0	13.77
7/6/2022 9:00	0	10.08	0	14.01
7/6/2022 7:00	0	10.08	0	13.79
7/6/2022 5:00	0	10.07	0	12.93
7/6/2022 3:00	0	10.07	0	12.93
7/6/2022 1:00	0	10.08	0	12.96

Received	Pressure PSI	Temperature C	Elevation F	TL Battery V
7/5/2022 23:00	0	10.08	0	13.05
7/5/2022 21:00	0	10.07	0	13.12
7/5/2022 19:00	0	10.08	0	13.34
7/5/2022 17:00	0	10.08	0	13.63
7/5/2022 15:00	0	10.08	0	13.67
7/5/2022 13:00	0	10.08	0	13.72
7/5/2022 11:00	0	10.08	0	13.79
7/5/2022 9:00	0	10.08	0	13.99
7/5/2022 7:00	0	10.07	0	13.7
7/5/2022 5:00	0	10.07	0	12.93
7/5/2022 3:00	0	10.07	0	12.98
7/5/2022 1:00	0	10.07	0	13
7/4/2022 23:00	0	10.07	0	13.08
7/4/2022 21:00	0	10.07	0	13.17
7/4/2022 19:00	0	10.07	0	13.34
7/4/2022 17:00	0	10.07	0	13.56
7/4/2022 15:00	0	10.07	0	13.36
7/4/2022 13:00	0	10.07	0	13.51
7/4/2022 11:00	0	10.07	0	13.72
7/4/2022 9:00	0	10.07	0	14.01
7/4/2022 7:00	0	10.07	0	13.79
7/4/2022 5:00	0	10.07	0	12.98
7/4/2022 3:00	0	10.06	0	13
7/4/2022 1:00	0	10.06	0	13.03
7/3/2022 23:00	0	10.06	0	13.03
7/3/2022 21:00	0	10.06	0	13.12
7/3/2022 19:00	0	10.06	0	13.29
7/3/2022 17:00	0	10.07	0	13.53
7/3/2022 15:00	0	10.06	0	13.7
7/3/2022 13:00	0	10.07	0	13.72
7/3/2022 11:00	0	10.07	0	13.91
7/3/2022 9:00	0	10.06	0	13.84
7/3/2022 7:00	0	10.06	0	13.51
7/3/2022 5:00	0	10.06	0	12.96
7/3/2022 3:00	0	10.06	0	12.98
7/3/2022 1:00	0	10.06	0	12.96
7/2/2022 23:00	0	10.06	0	13
7/2/2022 21:00	0	10.06	0	13.05
7/2/2022 19:00	0	10.06	0	13.34
7/2/2022 17:00	0	10.06	0	13.6
7/2/2022 15:00	0	10.06	0	13.67
7/2/2022 13:00	0	10.06	0	13.7
7/2/2022 11:00	0	10.06	0	13.89
7/2/2022 9:00	0	10.06	0	13.84
7/2/2022 7:00	0	10.06	0	13.75
7/2/2022 5:00	0	10.05	0	12.93

Received	Pressure PSI	Temperature C	Elevation F	TL Battery V
7/2/2022 3:00	0	10.05	0	12.93
7/2/2022 1:00	0	10.05	0	12.93
7/1/2022 23:00	0	10.05	0	12.98
7/1/2022 21:00	0	10.05	0	13.12
7/1/2022 19:00	0	10.06	0	13.34
7/1/2022 17:00	0	10.05	0	13.51
7/1/2022 15:00	0	10.05	0	13.7
7/1/2022 13:00	0	10.06	0	13.7
7/1/2022 11:00	0	10.05	0	13.87
7/1/2022 9:00	0	10.06	0	13.96
7/1/2022 7:00	0	10.05	0	13.7
7/1/2022 5:00	0	10.05	0	12.93
7/1/2022 3:00	0	10.05	0	12.96
7/1/2022 1:00	0	10.05	0	13
6/30/2022 23:00	0	10.05	0	13.08
6/30/2022 21:00	0	10.05	0	13.17
6/30/2022 19:00	0	10.05	0	13.36
6/30/2022 17:00	0	10.05	0	13.58
6/30/2022 15:00	0	10.05	0	13.67
6/30/2022 13:00	0	10.05	0	13.48
6/30/2022 11:00	0	10.05	0	13.91
6/30/2022 9:00	0	10.05	0	13.99
6/30/2022 7:00	0	10.05	0	13.79
6/30/2022 5:00	0	10.04	0	13
6/30/2022 3:00	0	10.04	0	13
6/30/2022 1:00	0	10.05	0	12.98
6/29/2022 23:00	0	10.04	0	13.03
6/29/2022 21:00	0	10.04	0	13.08
6/29/2022 19:00	0	10.04	0	13.34
6/29/2022 17:00	0	10.05	0	13.63
6/29/2022 15:00	0	10.04	0	13.65
6/29/2022 13:00	0	10.05	0	13.63
6/29/2022 11:00	0	10.04	0	13.91
6/29/2022 9:00	0	10.05	0	13.99
6/29/2022 7:00	0	10.04	0	13.82
6/29/2022 5:00	0	10.04	0	12.98
6/29/2022 3:00	0	10.04	0	12.96
6/29/2022 1:00	0	10.04	0	12.98
6/28/2022 23:00	0	10.04	0	13.03
6/28/2022 21:00	0	10.04	0	13.1
6/28/2022 19:00	0	10.04	0	13.24
6/28/2022 17:00	0	10.05	0	13.58
6/28/2022 15:00	0	10.04	0	13.63
6/28/2022 13:00	0	10.04	0	13.7
6/28/2022 11:00	0	10.04	0	13.89
6/28/2022 9:00	0	10.04	0	13.91

Received	Pressure PSI	Temperature C	Elevation F	TL Battery V
6/28/2022 7:00	0	10.04	0	13.75
6/28/2022 5:00	0	10.04	0	13
6/28/2022 3:00	0	10.04	0	13.03
6/28/2022 1:00	0	10.03	0	13.05
6/27/2022 23:00	0	10.04	0	13.1
6/27/2022 21:00	0	10.03	0	13.17
6/27/2022 19:00	0	10.04	0	13.27
6/27/2022 17:00	0	10.03	0	13.44
6/27/2022 15:00	0	10.03	0	13.53
6/27/2022 13:00	0	10.03	0	13.51
6/27/2022 11:00	0	10.03	0	13.39
6/27/2022 9:00	0	10.03	0	13.08
6/27/2022 7:00	0	10.03	0	12.88
6/27/2022 5:00	0	10.03	0	12.88
6/27/2022 3:00	0	10.03	0	12.91
6/27/2022 1:00	0	10.03	0	12.91
6/26/2022 23:00	0	10.03	0	12.93
6/26/2022 21:00	0	10.03	0	12.93
6/26/2022 19:00	0	10.03	0	12.96
6/26/2022 17:00	0	10.03	0	13.05
6/26/2022 15:00	0	10.03	0	13.1
6/26/2022 13:00	0	10.03	0	13.05
6/26/2022 11:00	0	10.03	0	13.05
6/26/2022 9:00	0	10.03	0	12.98
6/26/2022 7:00	0	10.03	0	12.91
6/26/2022 5:00	0	10.03	0	12.91
6/26/2022 3:00	0	10.03	0	12.88
6/26/2022 1:00	0	10.03	0	12.91
6/25/2022 23:00	0	10.03	0	12.91
6/25/2022 21:00	0	10.03	0	12.93
6/25/2022 19:00	0	10.03	0	13.03
6/25/2022 17:00	0	10.03	0	13.39
6/25/2022 15:00	0	10.03	0	13.39
6/25/2022 13:00	0	10.03	0	13.72
6/25/2022 11:00	0	10.03	0	13.77
6/25/2022 9:00	0	10.03	0	13.67
6/25/2022 7:00	0	10.02	0	13.7
6/25/2022 5:00	0	10.02	0	12.93
6/25/2022 3:00	0	10.03	0	12.96
6/25/2022 1:00	0	10.02	0	12.98
6/24/2022 23:00	0	10.02	0	13.03
6/24/2022 21:00	0	10.03	0	13.1
6/24/2022 19:00	0	10.02	0	13.22
6/24/2022 17:00	0	10.03	0	13.53
6/24/2022 15:00	0	10.03	0	13.72
6/24/2022 13:00	0	10.02	0	13.67

Received	Pressure PSI	Temperature C	Elevation F	TL Battery V
6/24/2022 11:00	0	10.03	0	13.89
6/24/2022 9:00	0	10.03	0	13.7
6/24/2022 7:00	0	10.03	0	13.79
6/24/2022 5:00	0	10.02	0	12.98
6/24/2022 3:00	0	10.02	0	13
6/24/2022 1:00	0	10.02	0	13
6/23/2022 23:00	0	10.02	0	13.05
6/23/2022 21:00	0	10.02	0	13.15
6/23/2022 19:00	0	10.02	0	13.34
6/23/2022 17:00	0	10.02	0	13.6
6/23/2022 15:00	0	10.02	0	13.67
6/23/2022 13:00	0	10.02	0	13.75
6/23/2022 11:00	0	10.02	0	13.7
6/23/2022 9:00	0	10.02	0	13.82
6/23/2022 7:00	0	10.02	0	13.6
6/23/2022 5:00	0	10.02	0	12.91
6/23/2022 3:00	0	10.02	0	12.91
6/23/2022 1:00	0	10.02	0	12.91
6/22/2022 23:00	0	10.01	0	12.91
6/22/2022 21:00	0	10.01	0	12.91
6/22/2022 19:00	0	10.02	0	12.98
6/22/2022 17:00	0	10.02	0	13.17
6/22/2022 15:00	0	10.02	0	13.2
6/22/2022 13:00	0	10.02	0	13.32
6/22/2022 11:00	0	10.01	0	13.29
6/22/2022 9:00	0	10.01	0	12.96
6/22/2022 7:00	0	10.01	0	12.88
6/22/2022 5:00	0	10.01	0	12.88
6/22/2022 3:00	0	10.02	0	12.91
6/22/2022 1:00	0	10.01	0	12.96
6/21/2022 23:00	0	10.02	0	13.05
6/21/2022 21:00	0	10.01	0	13.17
6/21/2022 19:00	0	10.01	0	13.34
6/21/2022 17:00	0	10.01	0	13.58
6/21/2022 15:00	0	10.02	0	13.67
6/21/2022 13:00	0	10.01	0	13.72
6/21/2022 11:00	0	10.01	0	13.79
6/21/2022 9:00	0	10.02	0	13.72
6/21/2022 7:00	0	10.01	0	13.22
6/21/2022 5:00	0	10.01	0	12.93
6/21/2022 3:00	0	10.01	0	12.96
6/21/2022 1:00	0	10.01	0	13
6/20/2022 23:00	0	10.01	0	13.08
6/20/2022 21:00	0	10.01	0	13.22
6/20/2022 19:00	0	10.01	0	13.44
6/20/2022 17:00	0	10.01	0	13.6

Received	Pressure PSI	Temperature C	Elevation F	TL Battery V
6/20/2022 15:00	0	10.02	0	13.72
6/20/2022 13:00	0	10.01	0	13.75
6/20/2022 11:00	0	10.01	0	13.84
6/20/2022 9:00	0	10.01	0	13.96
6/20/2022 7:00	0	10.01	0	13.77
6/20/2022 5:00	0	10.01	0	12.86
6/20/2022 3:00	0	10.01	0	12.91
6/20/2022 1:00	0	10.01	0	12.93
6/19/2022 23:00	0	10.01	0	12.98
6/19/2022 21:00	0	10.01	0	13.12
6/19/2022 19:00	0	10.01	0	13.29
6/19/2022 17:00	0	10.01	0	13.53
6/19/2022 15:00	0	10.01	0	13.7
6/19/2022 13:00	0	10.01	0	13.72
6/19/2022 11:00	0	10.01	0	13.82
6/19/2022 9:00	0	10.01	0	13.48
6/19/2022 7:00	0	10	0	13.1
6/19/2022 5:00	0	10	0	12.88
6/19/2022 3:00	0	10	0	12.91
6/19/2022 1:00	0	10	0	12.96
6/18/2022 23:00	0	10.01	0	13
6/18/2022 21:00	0	10.01	0	13.05
6/18/2022 19:00	0	10.01	0	13.32
6/18/2022 17:00	0	10.01	0	13.44
6/18/2022 15:00	0	10.01	0	13.7
6/18/2022 13:00	0	10.01	0	13.77
6/18/2022 11:00	0	10.01	0	13.89
6/18/2022 9:00	0	10.01	0	13.94
6/18/2022 7:00	0	10.01	0	13.27
6/18/2022 5:00	0	10	0	12.88
6/18/2022 3:00	0	10	0	12.91
6/18/2022 1:00	0	10	0	12.93
6/17/2022 23:00	0	10	0	12.98
6/17/2022 21:00	0	10	0	13.1
6/17/2022 19:00	0	10	0	13.27
6/17/2022 17:00	0	10.01	0	13.58
6/17/2022 15:00	0	10.01	0	13.65
6/17/2022 13:00	0	10.01	0	13.65
6/17/2022 11:00	0	10.01	0	13.89
6/17/2022 9:00	0	10.01	0	13.94
6/17/2022 7:00	0	10.01	0	13.84
6/17/2022 5:00	0	10	0	12.91
6/17/2022 3:00	0	10	0	12.93
6/17/2022 1:00	0	10	0	12.96
6/16/2022 23:00	0	10	0	13.03
6/16/2022 21:00	0	10	0	13.1

Received	Pressure PSI	Temperature C	Elevation F	TL Battery V
6/16/2022 19:00	0	10	0	13.29
6/16/2022 17:00	0	10	0	13.48
6/16/2022 15:00	0	10	0	13.46
6/16/2022 13:00	0	10	0	13.6
6/16/2022 11:00	0	10.01	0	13.89
6/16/2022 9:00	0	10.01	0	14.01
6/16/2022 7:00	0	10	0	13.87
6/16/2022 5:00	0	10	0	12.91
6/16/2022 3:00	0	10	0	12.93
6/16/2022 1:00	0	10	0	12.96
6/15/2022 23:00	0	10	0	13
6/15/2022 21:00	0	10	0	13.1
6/15/2022 19:00	0	10	0	13.22
6/15/2022 17:00	0	10	0	13.46
6/15/2022 15:00	0	10	0	13.51
6/15/2022 13:00	0	10	0	13.65
6/15/2022 11:00	0	10.01	0	13.89
6/15/2022 9:00	0	10.01	0	13.99
6/15/2022 7:00	0	10	0	13.84
6/15/2022 5:00	0	10	0	12.96
6/15/2022 3:00	0	10	0	12.96
6/15/2022 1:00	0	10	0	13
6/14/2022 23:00	0	10	0	13.05
6/14/2022 21:00	0	10	0	13.12
6/14/2022 19:00	0	10	0	13.32
6/14/2022 17:00	0	10	0	13.56
6/14/2022 15:00	0	10	0	13.6
6/14/2022 13:00	0	10	0	13.7
6/14/2022 11:00	0	10	0	13.89
6/14/2022 9:00	0	10	0	13.99
6/14/2022 7:00	0	10	0	13.84
6/14/2022 5:00	0	9.99	0	12.93
6/14/2022 3:00	0	10	0	12.96
6/14/2022 1:00	0	10	0	13
6/13/2022 23:00	0	10	0	13.08
6/13/2022 21:00	0	10	0	13.15
6/13/2022 19:00	0	10	0	13.34
6/13/2022 17:00	0	10	0	13.46
6/13/2022 15:00	0	10	0	13.63
6/13/2022 13:00	0	10	0	13.7
6/13/2022 11:00	0	10	0	13.79
6/13/2022 9:00	0	10	0	14.01
6/13/2022 7:00	0	10	0	13.84
6/13/2022 5:00	0	10	0	12.98
6/13/2022 3:00	0	10	0	13
6/13/2022 1:00	0	10	0	12.98

Received	Pressure PSI	Temperature C	Elevation F	TL Battery V
6/12/2022 23:00	0	10	0	13.03
6/12/2022 21:00	0	10	0	13.08
6/12/2022 19:00	0	10	0	13.27
6/12/2022 17:00	0	10	0	13.6
6/12/2022 15:00	0	10	0	13.67
6/12/2022 13:00	0	10	0	13.77
6/12/2022 11:00	0	10	0	13.75
6/12/2022 9:00	0	10	0	14.01
6/12/2022 7:00	0	10	0	13.84
6/12/2022 5:00	0	10	0	12.98
6/12/2022 3:00	0	9.99	0	12.96
6/12/2022 1:00	0	10	0	13
6/11/2022 23:00	0	10	0	13.05
6/11/2022 21:00	0	10	0	13.15
6/11/2022 19:00	0	10	0	13.36
6/11/2022 17:00	0	10	0	13.51
6/11/2022 15:00	0	10	0	13.6
6/11/2022 13:00	0	10	0	13.58
6/11/2022 11:00	0	10	0	13.91
6/11/2022 9:00	0	10	0	13.99
6/11/2022 7:00	0	10	0	13.84
6/11/2022 5:00	0	9.99	0	12.96
6/11/2022 3:00	0	10	0	12.96
6/11/2022 1:00	0	10	0	13
6/10/2022 23:00	0	10	0	13
6/10/2022 21:00	0	10	0	13.03
6/10/2022 19:00	0	9.99	0	13.15
6/10/2022 17:00	0	10	0	13.22
6/10/2022 15:00	0	10	0	13.41
6/10/2022 13:00	0	10	0	13.6
6/10/2022 11:00	0	10	0	13.89
6/10/2022 9:00	0	10	0	14.01
6/10/2022 7:00	0	10	0	13.84
6/10/2022 5:00	0	10	0	12.93
6/10/2022 3:00	0	10	0	12.93
6/10/2022 1:00	0	10	0	12.96
6/9/2022 23:00	0	10	0	12.98
6/9/2022 21:00	0	9.99	0	13.05
6/9/2022 19:00	0	10	0	13.22
6/9/2022 17:00	0	10	0	13.51
6/9/2022 15:00	0	10	0	13.58
6/9/2022 13:00	0	10	0	13.75
6/9/2022 11:00	0	10	0	13.89
6/9/2022 9:00	0	10	0	13.94
6/9/2022 7:00	0	10	0	13.82
6/9/2022 5:00	0	9.99	0	12.91

Received	Pressure PSI	Temperature C	Elevation F	TL Battery V
6/9/2022 3:00	0	10	0	12.93
6/9/2022 1:00	0	9.99	0	12.96
6/8/2022 23:00	0	10	0	13
6/8/2022 21:00	0	9.99	0	13.1
6/8/2022 19:00	0	10	0	13.22
6/8/2022 17:00	0	10	0	13.34
6/8/2022 15:00	0	10	0	13.44
6/8/2022 13:00	0	10	0	13.7
6/8/2022 11:00	0	10	0	13.89
6/8/2022 9:00	0	10	0	14.01
6/8/2022 7:00	0	10	0	13.87
6/8/2022 5:00	0	9.99	0	12.88
6/8/2022 3:00	0	9.99	0	12.91
6/8/2022 1:00	0	10	0	12.96
6/7/2022 23:00	0	9.99	0	13
6/7/2022 21:00	0	10	0	13.05
6/7/2022 19:00	0	10	0	13.29
6/7/2022 17:00	0	10	0	13.46
6/7/2022 15:00	0	10	0	13.58
6/7/2022 13:00	0	10	0	13.7
6/7/2022 11:00	0	10.01	0	13.91
6/7/2022 9:00	0	10	0	13.99
6/7/2022 7:00	0	10	0	13.87
6/7/2022 5:00	0	10	0	12.91
6/7/2022 3:00	0	9.99	0	12.93
6/7/2022 1:00	0	9.99	0	12.96
6/6/2022 23:00	0	10	0	13.03
6/6/2022 21:00	0	10	0	13.08
6/6/2022 19:00	0	10	0	13.2
6/6/2022 17:00	0	10	0	13.39
6/6/2022 15:00	0	10	0	13.56
6/6/2022 13:00	0	10	0	13.67
6/6/2022 11:00	0	10.01	0	13.94
6/6/2022 9:00	0	10	0	14.01
6/6/2022 7:00	0	10	0	13.87
6/6/2022 5:00	0	9.99	0	12.93
6/6/2022 3:00	0	10	0	12.93
6/6/2022 1:00	0	10	0	12.98
6/5/2022 23:00	0	10	0	13
6/5/2022 21:00	0	10	0	13.15
6/5/2022 19:00	0	10	0	13.36
6/5/2022 17:00	0	10	0	13.51
6/5/2022 15:00	0	10.01	0	13.6
6/5/2022 13:00	0	10	0	13.72
6/5/2022 11:00	0	10.01	0	13.79
6/5/2022 9:00	0	10	0	14.01

Received	Pressure PSI	Temperature C	Elevation F	TL Battery V
6/5/2022 7:00	0	10	0	13.79
6/5/2022 5:00	0	10	0	12.93
6/5/2022 3:00	0	10	0	12.93
6/5/2022 1:00	0	10	0	12.98
6/4/2022 23:00	0	10	0	13.03
6/4/2022 21:00	0	10	0	13.15
6/4/2022 19:00	0	10	0	13.34
6/4/2022 17:00	0	10	0	13.51
6/4/2022 15:00	0	10	0	13.65
6/4/2022 13:00	0	10.01	0	13.75
6/4/2022 11:00	0	10.01	0	13.87
6/4/2022 9:00	0	10	0	14.01
6/4/2022 7:00	0	10.01	0	13.84
6/4/2022 5:00	0	10	0	12.88
6/4/2022 3:00	0	10	0	12.91
6/4/2022 1:00	0	10	0	12.96
6/3/2022 23:00	0	10	0	13
6/3/2022 21:00	0	10.01	0	13.08
6/3/2022 19:00	0	10.01	0	13.27
6/3/2022 17:00	0	10.01	0	13.6
6/3/2022 15:00	0	10.01	0	13.65
6/3/2022 13:00	0	10.01	0	13.7
6/3/2022 11:00	0	10.01	0	13.91
6/3/2022 9:00	0	10	0	13.99
6/3/2022 7:00	0	10.01	0	13.77
6/3/2022 5:00	0	10	0	12.86
6/3/2022 3:00	0	10	0	12.88
6/3/2022 1:00	0	10.01	0	12.93
6/2/2022 23:00	0	10	0	12.98
6/2/2022 21:00	0	10	0	13.08
6/2/2022 19:00	0	10.01	0	13.34
6/2/2022 17:00	0	10.01	0	13.58
6/2/2022 15:00	0	10.01	0	13.67
6/2/2022 13:00	0	10.01	0	13.72
6/2/2022 11:00	0	10.01	0	13.89
6/2/2022 9:00	0	10.01	0	13.94
6/2/2022 7:00	0	10	0	13
6/2/2022 5:00	0	10.01	0	12.88
6/2/2022 3:00	0	10	0	12.91
6/2/2022 1:00	0	10.01	0	12.96
6/1/2022 23:00	0	10.01	0	13.03
6/1/2022 21:00	0	10.01	0	13.1
6/1/2022 19:00	0	10.01	0	13.39
6/1/2022 17:00	0	10.01	0	13.58
6/1/2022 15:00	0	10.01	0	13.7
6/1/2022 13:00	0	10.01	0	13.72

Received	Pressure PSI	Temperature C	Elevation F	TL Battery V
6/1/2022 11:00	0	10.01	0	13.89
6/1/2022 9:00	0	10.01	0	13.99
6/1/2022 7:00	0	10.01	0	13.82
6/1/2022 5:00	0	10.01	0	12.88
6/1/2022 3:00	0	10.01	0	12.91
6/1/2022 1:00	0	10.01	0	12.96
5/31/2022 23:00	0	10.01	0	13.03
5/31/2022 21:00	0	10.01	0	13.12
5/31/2022 19:00	0	10.01	0	13.29
5/31/2022 17:00	0	10.01	0	13.6
5/31/2022 15:00	0	10.01	0	13.67
5/31/2022 13:00	0	10.02	0	13.72
5/31/2022 11:00	0	10.02	0	13.91
5/31/2022 9:00	0	10.01	0	13.99
5/31/2022 7:00	0	10.01	0	13.84
5/31/2022 5:00	0	10.01	0	12.86
5/31/2022 3:00	0	10.01	0	12.93
5/31/2022 1:00	0	10.01	0	12.98
5/30/2022 23:00	0	10.01	0	13.05
5/30/2022 21:00	0	10.01	0	13.15
5/30/2022 19:00	0	10.01	0	13.44
5/30/2022 17:00	0	10.01	0	13.65
5/30/2022 15:00	0	10.01	0	13.7
5/30/2022 13:00	0	10.01	0	13.7
5/30/2022 11:00	0	10.02	0	13.89
5/30/2022 9:00	0	10.02	0	13.96
5/30/2022 7:00	0	10.01	0	13.82
5/30/2022 5:00	0	10.01	0	12.91
5/30/2022 3:00	0	10.01	0	12.93
5/30/2022 1:00	0	10.01	0	13
5/29/2022 23:00	0	10.01	0	13.08
5/29/2022 21:00	0	10.01	0	13.2
5/29/2022 19:00	0	10.02	0	13.44
5/29/2022 17:00	0	10.02	0	13.63
5/29/2022 15:00	0	10.02	0	13.67
5/29/2022 13:00	0	10.02	0	13.75
5/29/2022 11:00	0	10.02	0	13.91
5/29/2022 9:00	0	10.02	0	13.96
5/29/2022 7:00	0	10.02	0	13.84
5/29/2022 5:00	0	10.02	0	12.91
5/29/2022 3:00	0	10.02	0	12.91
5/29/2022 1:00	0	10.02	0	12.96
5/28/2022 23:00	0	10.02	0	13
5/28/2022 21:00	0	10.02	0	13.1
5/28/2022 19:00	0	10.02	0	13.22
5/28/2022 17:00	0	10.02	0	13.56

Received	Pressure PSI	Temperature C	Elevation F	TL Battery V
5/28/2022 15:00	0	10.02	0	13.72
5/28/2022 13:00	0	10.02	0	13.72
5/28/2022 11:00	0	10.02	0	13.89
5/28/2022 9:00	0	10.03	0	14.01
5/28/2022 7:00	0	10.02	0	13.89
5/28/2022 5:00	0	10.02	0	12.93
5/28/2022 3:00	0	10.02	0	12.96
5/28/2022 1:00	0	10.02	0	13
5/27/2022 23:00	0	10.02	0	13.05
5/27/2022 21:00	0	10.03	0	13.12
5/27/2022 19:00	0	10.03	0	13.32
5/27/2022 17:00	0	10.02	0	13.58
5/27/2022 15:00	0	10.03	0	13.65
5/27/2022 13:00	0	10.03	0	13.7
5/27/2022 11:00	0	10.03	0	13.91
5/27/2022 9:00	0	10.03	0	14.03
5/27/2022 7:00	0	10.03	0	13.87
5/27/2022 5:00	0	10.03	0	12.91
5/27/2022 3:00	0	10.03	0	12.91
5/27/2022 1:00	0	10.02	0	12.96
5/26/2022 23:00	0	10.03	0	13
5/26/2022 21:00	0	10.03	0	13.1
5/26/2022 19:00	0	10.03	0	13.29
5/26/2022 17:00	0	10.03	0	13.51
5/26/2022 15:00	0	10.03	0	13.58
5/26/2022 13:00	0	10.03	0	13.72
5/26/2022 11:00	0	10.03	0	13.94
5/26/2022 9:00	0	10.03	0	14.01
5/26/2022 7:00	0	10.03	0	13.87
5/26/2022 5:00	0	10.03	0	12.88
5/26/2022 3:00	0	10.03	0	12.91
5/26/2022 1:00	0	10.03	0	12.98
5/25/2022 23:00	0	10.03	0	13.05
5/25/2022 21:00	0	10.03	0	13.15
5/25/2022 19:00	0	10.03	0	13.34
5/25/2022 17:00	0	10.03	0	13.63
5/25/2022 15:00	0	10.03	0	13.7
5/25/2022 13:00	0	10.03	0	13.7
5/25/2022 11:00	0	10.03	0	13.89
5/25/2022 9:00	0	10.04	0	13.96
5/25/2022 7:00	0	10.03	0	13.79
5/25/2022 5:00	0	10.03	0	12.84
5/25/2022 3:00	0	10.03	0	12.86
5/25/2022 1:00	0	10.03	0	12.93
5/24/2022 23:00	0	10.03	0	13.08
5/24/2022 21:00	0	10.03	0	13.22

Received	Pressure PSI	Temperature C	Elevation F	TL Battery V
5/24/2022 19:00	0	10.04	0	13.41
5/24/2022 17:00	0	10.04	0	13.56
5/24/2022 15:00	0	10.04	0	13.6
5/24/2022 13:00	0	10.03	0	13.56
5/24/2022 11:00	0	10.04	0	13.48
5/24/2022 9:00	0	10.04	0	13.53
5/24/2022 7:00	0	10.04	0	13.79
5/24/2022 5:00	0	10.04	0	12.86
5/24/2022 3:00	0	10.04	0	12.88
5/24/2022 1:00	0	10.04	0	12.88
5/23/2022 23:00	0	10.04	0	12.96
5/23/2022 21:00	0	10.04	0	13.03
5/23/2022 19:00	0	10.04	0	13.44
5/23/2022 17:00	0	10.04	0	13.58
5/23/2022 15:00	0	10.04	0	13.65
5/23/2022 13:00	0	10.04	0	13.72
5/23/2022 11:00	0	10.04	0	13.72
5/23/2022 9:00	0	10.04	0	13.6
5/23/2022 7:00	0	10.04	0	13.2
5/23/2022 5:00	0	10.04	0	12.88
5/23/2022 3:00	0	10.04	0	12.91
5/23/2022 1:00	0	10.04	0	12.98
5/22/2022 23:00	0	10.04	0	13.12
5/22/2022 21:00	0	10.04	0	13.27
5/22/2022 19:00	0	10.04	0	13.46
5/22/2022 17:00	0	10.05	0	13.65
5/22/2022 15:00	0	10.05	0	13.65
5/22/2022 13:00	0	10.04	0	13.63
5/22/2022 11:00	0	10.05	0	13.72
5/22/2022 9:00	0	10.04	0	13.32
5/22/2022 7:00	0	10.04	0	12.91
5/22/2022 5:00	0	10.05	0	12.93
5/22/2022 3:00	0	10.05	0	12.96
5/22/2022 1:00	0	10.04	0	12.98
5/21/2022 23:00	0	10.05	0	13.1
5/21/2022 21:00	0	10.05	0	13.27
5/21/2022 19:00	0	10.05	0	13.44
5/21/2022 17:00	0	10.05	0	13.65
5/21/2022 15:00	0	10.05	0	13.65
5/21/2022 13:00	0	10.05	0	13.67
5/21/2022 11:00	0	10.05	0	13.75
5/21/2022 9:00	0	10.05	0	13.63
5/21/2022 7:00	0	10.05	0	13.7
5/21/2022 5:00	0	10.05	0	12.88
5/21/2022 3:00	0	10.05	0	12.91
5/21/2022 1:00	0	10.05	0	12.96

Received	Pressure PSI	Temperature C	Elevation F	TL Battery V
5/20/2022 23:00	0	10.05	0	13
5/20/2022 21:00	0	10.05	0	13.17
5/20/2022 19:00	0	10.05	0	13.36
5/20/2022 17:00	0	10.05	0	13.56
5/20/2022 15:00	0	10.06	0	13.65
5/20/2022 13:00	0	10.06	0	13.72
5/20/2022 11:00	0	10.06	0	13.94
5/20/2022 9:00	0	10.06	0	14.01
5/20/2022 7:00	0	10.06	0	13.84
5/20/2022 5:00	0	10.06	0	12.96
5/20/2022 3:00	0	10.06	0	12.96
5/20/2022 1:00	0	10.06	0	12.98
5/19/2022 23:00	0	10.06	0	13.05
5/19/2022 21:00	0	10.06	0	13.17
5/19/2022 19:00	0	10.06	0	13.36
5/19/2022 17:00	0	10.06	0	13.56
5/19/2022 15:00	0	10.06	0	13.63
5/19/2022 13:00	0	10.06	0	13.72
5/19/2022 11:00	0	10.07	0	13.94
5/19/2022 9:00	0	10.06	0	14.03
5/19/2022 7:00	0	10.07	0	13.87
5/19/2022 5:00	0	10.06	0	12.93
5/19/2022 3:00	0	10.06	0	12.96
5/19/2022 1:00	0	10.06	0	12.98
5/18/2022 23:00	0	10.06	0	13.03
5/18/2022 21:00	0	10.06	0	13.1
5/18/2022 19:00	0	10.07	0	13.27
5/18/2022 17:00	0	10.07	0	13.53
5/18/2022 15:00	0	10.07	0	13.6
5/18/2022 13:00	0	10.07	0	13.72
5/18/2022 11:00	0	10.07	0	13.94
5/18/2022 9:00	0	10.07	0	14.01
5/18/2022 7:00	0	10.07	0	13.87
5/18/2022 5:00	0	10.07	0	12.93
5/18/2022 3:00	0	10.07	0	12.96
5/18/2022 1:00	0	10.07	0	12.98
5/17/2022 23:00	0	10.07	0	13.03
5/17/2022 21:00	0	10.07	0	13.1
5/17/2022 19:00	0	10.07	0	13.32
5/17/2022 17:00	0	10.07	0	13.53
5/17/2022 15:00	0	10.07	0	13.63
5/17/2022 13:00	0	10.08	0	13.72
5/17/2022 11:00	0	10.08	0	13.94
5/17/2022 9:00	0	10.07	0	14.03
5/17/2022 7:00	0	10.08	0	13.89
5/17/2022 5:00	0	10.07	0	12.96

Received	Pressure PSI	Temperature C	Elevation F	TL Battery V
5/17/2022 3:00	0	10.07	0	12.96
5/17/2022 1:00	0	10.07	0	12.96
5/16/2022 23:00	0	10.07	0	13.03
5/16/2022 21:00	0	10.08	0	13.15
5/16/2022 19:00	0	10.08	0	13.32
5/16/2022 17:00	0	10.08	0	13.58
5/16/2022 15:00	0	10.08	0	13.67
5/16/2022 13:00	0	10.08	0	13.75
5/16/2022 11:00	0	10.08	0	13.91
5/16/2022 9:00	0	10.08	0	13.7
5/16/2022 7:00	0	10.08	0	13.08
5/16/2022 5:00	0	10.08	0	12.93
5/16/2022 3:00	0	10.08	0	12.93
5/16/2022 1:00	0	10.08	0	12.96
5/15/2022 23:00	0	10.08	0	13
5/15/2022 21:00	0	10.08	0	13.12
5/15/2022 19:00	0	10.09	0	13.32
5/15/2022 17:00	0	10.08	0	13.51
5/15/2022 15:00	0	10.09	0	13.58
5/15/2022 13:00	0	10.09	0	13.72
5/15/2022 11:00	0	10.09	0	13.94
5/15/2022 9:00	0	10.09	0	14.03
5/15/2022 7:00	0	10.09	0	13.87
5/15/2022 5:00	0	10.08	0	12.88
5/15/2022 3:00	0	10.09	0	12.93
5/15/2022 1:00	0	10.09	0	12.96
5/14/2022 23:00	0	10.09	0	12.96
5/14/2022 21:00	0	10.09	0	13.03
5/14/2022 19:00	0	10.09	0	13.32
5/14/2022 17:00	0	10.09	0	13.53
5/14/2022 15:00	0	10.09	0	13.63
5/14/2022 13:00	0	10.09	0	13.72
5/14/2022 11:00	0	10.09	0	13.94
5/14/2022 9:00	0	10.09	0	14.03
5/14/2022 7:00	0	10.09	0	13.87
5/14/2022 5:00	0	10.09	0	12.88
5/14/2022 3:00	0	10.09	0	12.91
5/14/2022 1:00	0	10.09	0	12.96
5/13/2022 23:00	0	10.09	0	13.05
5/13/2022 21:00	0	10.09	0	13.17
5/13/2022 19:00	0	10.09	0	13.36
5/13/2022 17:00	0	10.1	0	13.58
5/13/2022 15:00	0	10.1	0	13.67
5/13/2022 13:00	0	10.1	0	13.72
5/13/2022 11:00	0	10.1	0	13.94
5/13/2022 9:00	0	10.1	0	14.01

Received	Pressure PSI	Temperature C	Elevation F	TL Battery V
5/13/2022 7:00	0	10.1	0	13.82
5/13/2022 5:00	0	10.1	0	12.84
5/13/2022 3:00	0	10.1	0	12.86
5/13/2022 1:00	0	10.1	0	12.88
5/12/2022 23:00	0	10.1	0	12.93
5/12/2022 21:00	0	10.1	0	13.15
5/12/2022 19:00	0	10.1	0	13.36
5/12/2022 17:00	0	10.1	0	13.63
5/12/2022 15:00	0	10.1	0	13.67
5/12/2022 13:00	0	10.1	0	13.72
5/12/2022 11:00	0	10.11	0	13.94
5/12/2022 9:00	0	10.11	0	14.01
5/12/2022 7:00	0	10.1	0	13.72
5/12/2022 5:00	0	10.1	0	12.91
5/12/2022 3:00	0	10.11	0	12.93
5/12/2022 1:00	0	10.1	0	12.93
5/11/2022 23:00	0	10.11	0	13
5/11/2022 21:00	0	10.11	0	13.1
5/11/2022 19:00	0	10.11	0	13.32
5/11/2022 17:00	0	10.11	0	13.48
5/11/2022 15:00	0	10.11	0	13.7
5/11/2022 13:00	0	10.11	0	13.75
5/11/2022 11:00	0	10.11	0	13.94
5/11/2022 9:00	0	10.12	0	14.03
5/11/2022 7:00	0	10.11	0	13.87
5/11/2022 5:00	0	10.11	0	12.84
5/11/2022 3:00	0	10.11	0	12.88
5/11/2022 1:00	0	10.11	0	12.96
5/10/2022 23:00	0	10.11	0	13.05
5/10/2022 21:00	0	10.11	0	13.12
5/10/2022 19:00	0	10.12	0	13.32
5/10/2022 17:00	0	10.12	0	13.56
5/10/2022 15:00	0	10.12	0	13.63
5/10/2022 13:00	0	10.12	0	13.72
5/10/2022 11:00	0	10.12	0	13.96
5/10/2022 9:00	0	10.12	0	14.01
5/10/2022 7:00	0	10.12	0	13.89
5/10/2022 5:00	0	10.12	0	12.88
5/10/2022 3:00	0	10.12	0	12.96
5/10/2022 1:00	0	10.11	0	13
5/9/2022 23:00	0	10.12	0	13.1
5/9/2022 21:00	0	10.12	0	13.22
5/9/2022 19:00	0	10.12	0	13.41
5/9/2022 17:00	0	10.12	0	13.63
5/9/2022 15:00	0	10.13	0	13.7
5/9/2022 13:00	0	10.13	0	13.72

Received	Pressure PSI	Temperature C	Elevation F	TL Battery V
5/9/2022 11:00	0	10.13	0	13.94
5/9/2022 9:00	0	10.13	0	13.99
5/9/2022 7:00	0	10.13	0	13.82
5/9/2022 5:00	0	10.12	0	12.88
5/9/2022 3:00	0	10.12	0	12.96
5/9/2022 1:00	0	10.13	0	13
5/8/2022 23:00	0	10.12	0	13.1
5/8/2022 21:00	0	10.13	0	13.2
5/8/2022 19:00	0	10.13	0	13.39
5/8/2022 17:00	0	10.13	0	13.63
5/8/2022 15:00	0	10.13	0	13.7
5/8/2022 13:00	0	10.14	0	13.75
5/8/2022 11:00	0	10.14	0	13.89
5/8/2022 9:00	0	10.14	0	14.01
5/8/2022 7:00	0	10.14	0	13.84
5/8/2022 5:00	0	10.13	0	12.88
5/8/2022 3:00	0	10.14	0	12.93
5/8/2022 1:00	0	10.13	0	13
5/7/2022 23:00	0	10.14	0	13.05
5/7/2022 21:00	0	10.14	0	13.15
5/7/2022 19:00	0	10.14	0	13.41
5/7/2022 17:00	0	10.14	0	13.6
5/7/2022 15:00	0	10.14	0	13.7
5/7/2022 13:00	0	10.14	0	13.75
5/7/2022 11:00	0	10.14	0	13.87
5/7/2022 9:00	0	10.15	0	14.03
5/7/2022 7:00	0	10.14	0	13.87
5/7/2022 5:00	0	10.14	0	12.88
5/7/2022 3:00	0	10.14	0	12.88
5/7/2022 1:00	0	10.14	0	12.93
5/6/2022 23:00	0	10.14	0	13
5/6/2022 21:00	0	10.15	0	13.15
5/6/2022 19:00	0	10.15	0	13.34
5/6/2022 17:00	0	10.15	0	13.58
5/6/2022 15:00	0	10.15	0	13.67
5/6/2022 13:00	0	10.15	0	13.72
5/6/2022 11:00	0	10.15	0	13.89
5/6/2022 9:00	0	10.15	0	13.89
5/6/2022 7:00	0	10.15	0	13.67
5/6/2022 5:00	0	10.15	0	12.84
5/6/2022 3:00	0	10.14	0	12.88
5/6/2022 1:00	0	10.15	0	12.96
5/5/2022 23:00	0	10.15	0	13.03
5/5/2022 21:00	0	10.15	0	13.2
5/5/2022 19:00	0	10.15	0	13.39
5/5/2022 17:00	0	10.15	0	13.63

Received	Pressure PSI	Temperature C	Elevation F	TL Battery V
5/5/2022 15:00	0	10.15	0	13.67
5/5/2022 13:00	0	10.15	0	13.72
5/5/2022 11:00	0	10.16	0	13.94
5/5/2022 9:00	0	10.16	0	13.99
5/5/2022 7:00	0	10.16	0	13.82
5/5/2022 5:00	0	10.15	0	12.86
5/5/2022 3:00	0	10.15	0	12.91
5/5/2022 1:00	0	10.16	0	12.98
5/4/2022 23:00	0	10.16	0	13.1
5/4/2022 21:00	0	10.16	0	13.24
5/4/2022 19:00	0	10.16	0	13.41
5/4/2022 17:00	0	10.16	0	13.56
5/4/2022 15:00	0	10.16	0	13.63
5/4/2022 13:00	0	10.16	0	13.67
5/4/2022 11:00	0	10.17	0	13.89
5/4/2022 9:00	0	10.17	0	13.91
5/4/2022 7:00	0	10.16	0	13.75
5/4/2022 5:00	0	10.16	0	12.86
5/4/2022 3:00	0	10.16	0	12.91
5/4/2022 1:00	0	10.17	0	12.96
5/3/2022 23:00	0	10.16	0	13.03
5/3/2022 21:00	0	10.17	0	13.12
5/3/2022 19:00	0	10.17	0	13.29
5/3/2022 17:00	0	10.17	0	13.51
5/3/2022 15:00	0	10.17	0	13.67
5/3/2022 13:00	0	10.18	0	13.75
5/3/2022 11:00	0	10.17	0	13.94
5/3/2022 9:00	0	10.17	0	13.96
5/3/2022 7:00	0	10.17	0	13.79
5/3/2022 5:00	0	10.17	0	12.84
5/3/2022 3:00	0	10.17	0	12.86
5/3/2022 1:00	0	10.17	0	12.91
5/2/2022 23:00	0	10.17	0	12.96
5/2/2022 21:00	0	10.18	0	13.17
5/2/2022 19:00	0	10.18	0	13.39
5/2/2022 17:00	0	10.18	0	13.63
5/2/2022 15:00	0	10.18	0	13.67
5/2/2022 13:00	0	10.18	0	13.72
5/2/2022 11:00	0	10.18	0	13.94
5/2/2022 9:00	0	10.18	0	14.01
5/2/2022 7:00	0	10.18	0	13.84
5/2/2022 5:00	0	10.18	0	12.88
5/2/2022 3:00	0	10.18	0	12.93
5/2/2022 1:00	0	10.18	0	13
5/1/2022 23:00	0	10.18	0	13.08
5/1/2022 21:00	0	10.18	0	13.17

Received	Pressure PSI	Temperature C	Elevation F	TL Battery V
5/1/2022 19:00	0	10.19	0	13.39
5/1/2022 17:00	0	10.19	0	13.63
5/1/2022 15:00	0	10.18	0	13.67
5/1/2022 13:00	0	10.19	0	13.72
5/1/2022 11:00	0	10.19	0	13.94
5/1/2022 9:00	0	10.19	0	13.99
5/1/2022 7:00	0	10.19	0	13.82
5/1/2022 5:00	0	10.19	0	12.86
5/1/2022 3:00	0	10.19	0	12.91
5/1/2022 1:00	0	10.19	0	12.96
4/30/2022 23:00	0	10.19	0	13.05
4/30/2022 21:00	0	10.19	0	13.2
4/30/2022 19:00	0	10.19	0	13.36
4/30/2022 17:00	0	10.19	0	13.63
4/30/2022 15:00	0	10.2	0	13.67
4/30/2022 13:00	0	10.2	0	13.75
4/30/2022 11:00	0	10.2	0	13.91
4/30/2022 9:00	0	10.2	0	14.01
4/30/2022 7:00	0	10.2	0	13.82
4/30/2022 5:00	0	10.19	0	12.81
4/30/2022 3:00	0	10.19	0	12.81
4/30/2022 1:00	0	10.2	0	12.96
4/29/2022 23:00	0	10.2	0	13.05
4/29/2022 21:00	0	10.2	0	13.2
4/29/2022 19:00	0	10.2	0	13.39
4/29/2022 17:00	0	10.2	0	13.6
4/29/2022 15:00	0	10.2	0	13.67
4/29/2022 13:00	0	10.2	0	13.72
4/29/2022 11:00	0	10.21	0	13.94
4/29/2022 9:00	0	10.21	0	14.01
4/29/2022 7:00	0	10.2	0	13.82
4/29/2022 5:00	0	10.2	0	12.91
4/29/2022 3:00	0	10.21	0	12.96
4/29/2022 1:00	0	10.21	0	13.03
4/28/2022 23:00	0	10.21	0	13.1
4/28/2022 21:00	0	10.21	0	13.22
4/28/2022 19:00	0	10.21	0	13.41
4/28/2022 17:00	0	10.21	0	13.6
4/28/2022 15:00	0	10.21	0	13.67
4/28/2022 13:00	0	10.22	0	13.75
4/28/2022 11:00	0	10.21	0	13.96
4/28/2022 9:00	0	10.21	0	14.03
4/28/2022 7:00	0	10.21	0	13.87
4/28/2022 5:00	0	10.21	0	12.88
4/28/2022 3:00	0	10.21	0	12.93
4/28/2022 1:00	0	10.21	0	12.98

Received	Pressure PSI	Temperature C	Elevation F	TL Battery V
4/27/2022 23:00	0	10.21	0	13.1
4/27/2022 21:00	0	10.22	0	13.2
4/27/2022 19:00	0	10.22	0	13.39
4/27/2022 17:00	0	10.22	0	13.63
4/27/2022 15:00	0	10.22	0	13.67
4/27/2022 13:00	0	10.22	0	13.75
4/27/2022 11:00	0	10.22	0	13.99
4/27/2022 9:00	0	10.22	0	14.01
4/27/2022 7:00	0	10.22	0	13.6
4/27/2022 5:00	0	10.22	0	12.91
4/27/2022 3:00	0	10.22	0	12.93
4/27/2022 1:00	0	10.22	0	13
4/26/2022 23:00	0	10.22	0	13.08
4/26/2022 21:00	0	10.22	0	13.22
4/26/2022 19:00	0	10.23	0	13.41
4/26/2022 17:00	0	10.23	0	13.6
4/26/2022 15:00	0	10.23	0	13.67
4/26/2022 13:00	0	10.23	0	13.7
4/26/2022 11:00	0	10.23	0	13.94
4/26/2022 9:00	0	10.23	0	13.94
4/26/2022 7:00	0	10.23	0	13.77
4/26/2022 5:00	0	10.22	0	12.86
4/26/2022 3:00	0	10.23	0	12.91
4/26/2022 1:00	0	10.23	0	12.96
4/25/2022 23:00	0	10.23	0	13.08
4/25/2022 21:00	0	10.24	0	13.2
4/25/2022 19:00	0	10.23	0	13.39
4/25/2022 17:00	0	10.24	0	13.6
4/25/2022 15:00	0	10.24	0	13.65
4/25/2022 13:00	0	10.24	0	13.72
4/25/2022 11:00	0	10.24	0	13.82
4/25/2022 9:00	0	10.24	0	13.67
4/25/2022 7:00	0	10.24	0	13.36
4/25/2022 5:00	0	10.24	0	12.84
4/25/2022 3:00	0	10.24	0	12.86
4/25/2022 1:00	0	10.24	0	12.91
4/24/2022 23:00	0	10.24	0	13.03
4/24/2022 21:00	0	10.24	0	13.15
4/24/2022 19:00	0	10.24	0	13.41
4/24/2022 17:00	0	10.24	0	13.56
4/24/2022 15:00	0	10.25	0	13.63
4/24/2022 13:00	0	10.25	0	13.72
4/24/2022 11:00	0	10.25	0	13.91
4/24/2022 9:00	0	10.25	0	13.96
4/24/2022 7:00	0	10.25	0	13.77
4/24/2022 5:00	0	10.24	0	12.84

Received	Pressure PSI	Temperature C	Elevation F	TL Battery V
4/24/2022 3:00	0	10.24	0	12.86
4/24/2022 1:00	0	10.25	0	12.93
4/23/2022 23:00	0	10.24	0	12.98
4/23/2022 21:00	0	10.25	0	13.22
4/23/2022 19:00	0	10.25	0	13.39
4/23/2022 17:00	0	10.25	0	13.56
4/23/2022 15:00	0	10.26	0	13.6
4/23/2022 13:00	0	10.26	0	13.7
4/23/2022 11:00	0	10.26	0	13.94
4/23/2022 9:00	0	10.26	0	13.96
4/23/2022 7:00	0	10.25	0	13.39
4/23/2022 5:00	0	10.26	0	12.84
4/23/2022 3:00	0	10.26	0	12.88
4/23/2022 1:00	0	10.25	0	12.91
4/22/2022 23:00	0	10.26	0	13
4/22/2022 21:00	0	10.26	0	13.15
4/22/2022 19:00	0	10.26	0	13.32
4/22/2022 17:00	0	10.26	-0.01	13.56
4/22/2022 15:00	0	10.26	0	13.67
4/22/2022 13:00	0	10.26	0	13.77
4/22/2022 11:00	0	10.27	0	13.99
4/22/2022 9:00	0	10.26	0	14.03
4/22/2022 7:00	0	10.27	0	13.87
4/22/2022 5:00	0	10.26	0	12.91
4/22/2022 3:00	0	10.27	0	12.93
4/22/2022 1:00	0	10.27	0	12.96
4/21/2022 23:00	0	10.27	0	13.03
4/21/2022 21:00	0	10.26	0	13.12
4/21/2022 19:00	0	10.27	0	13.27
4/21/2022 17:00	0	10.27	0	13.53
4/21/2022 15:00	0	10.27	0	13.63
4/21/2022 13:00	0	10.27	0	13.75
4/21/2022 11:00	0	10.27	0	14.01
4/21/2022 9:00	0	10.28	0	14.01
4/21/2022 7:00	0	10.27	0	13.84
4/21/2022 5:00	0	10.27	0	12.91
4/21/2022 3:00	0	10.27	0	12.93
4/21/2022 1:00	0	10.27	0	12.96
4/20/2022 23:00	0	10.27	0	12.98
4/20/2022 21:00	0	10.28	0	13.2
4/20/2022 21:00	0	10.28	0	13.2
4/20/2022 19:00	0	10.28	0	13.36
4/20/2022 17:00	0	10.28	0	13.6
4/20/2022 15:00	0	10.28	0	13.67
4/20/2022 13:00	0	10.28	0	13.75
4/20/2022 11:00	0	10.28	0	13.99

Received	Pressure PSI	Temperature C	Elevation F	TL Battery V
4/20/2022 9:00	0	10.28	0	14.01
4/20/2022 7:00	0	10.28	0	13.82
4/20/2022 5:00	0	10.28	0	12.93
4/20/2022 3:00	0	10.28	0	12.98
4/20/2022 1:00	0	10.28	0	13.03
4/19/2022 23:00	0	10.28	0	13.1
4/19/2022 21:00	0	10.28	0	13.2
4/19/2022 19:00	0	10.29	0	13.34
4/19/2022 17:00	0	10.29	0	13.6
4/19/2022 15:00	0	10.29	0	13.65
4/19/2022 13:00	0	10.29	0	13.72
4/19/2022 11:00	0	10.29	0	14.01
4/19/2022 9:00	0	10.29	0	13.89
4/19/2022 7:00	0	10.29	0	13.08
4/19/2022 5:00	0	10.29	0	12.88
4/19/2022 3:00	0	10.29	0	12.93
4/19/2022 1:00	0	10.29	0	12.98
4/18/2022 23:00	0	10.29	0	13.1
4/18/2022 21:00	0	10.3	0	13.2
4/18/2022 19:00	0	10.3	0	13.39
4/18/2022 17:00	0	10.3	0	13.6
4/18/2022 15:00	0	10.3	0	13.65
4/18/2022 13:00	0	10.3	0	13.72
4/18/2022 11:00	0	10.3	0	13.82
4/18/2022 9:00	0	10.3	0	13.91
4/18/2022 7:00	0	10.3	0	13.72
4/18/2022 5:00	0	10.3	0	12.86
4/18/2022 3:00	0	10.3	0	12.86
4/18/2022 1:00	0	10.3	0	12.88
4/17/2022 23:00	0	10.3	0	12.96
4/17/2022 21:00	0	10.3	0	13.2
4/17/2022 19:00	0	10.31	0	13.39
4/17/2022 17:00	0	10.31	0	13.6
4/17/2022 15:00	0	10.31	0	13.63
4/17/2022 13:00	0	10.31	0	13.72
4/17/2022 11:00	0	10.31	0	13.99
4/17/2022 9:00	0	10.31	0	13.99
4/17/2022 7:00	0	10.31	0	13.67
4/17/2022 5:00	0	10.3	0	12.91
4/17/2022 3:00	0	10.31	0	12.96
4/17/2022 1:00	0	10.31	0	13
4/16/2022 23:00	0	10.31	0	13.08
4/16/2022 21:00	0	10.31	0	13.15
4/16/2022 19:00	0	10.31	0	13.32
4/16/2022 17:00	0	10.31	0	13.58
4/16/2022 15:00	0	10.32	0	13.63

Received	Pressure PSI	Temperature C	Elevation F	TL Battery V
4/16/2022 13:00	0	10.32	0	13.72
4/16/2022 11:00	0	10.32	0	14.01
4/16/2022 9:00	0	10.32	0	14.01
4/16/2022 7:00	0	10.32	0	13.67
4/16/2022 5:00	0	10.32	0	12.91
4/16/2022 3:00	0	10.32	0	12.93
4/16/2022 1:00	0	10.32	0	12.98
4/15/2022 23:00	0	10.32	0	13.03
4/15/2022 21:00	0	10.32	0	13.12
4/15/2022 19:00	0	10.32	0	13.36
4/15/2022 17:00	0	10.32	0	13.58
4/15/2022 15:00	0	10.32	0	13.6
4/15/2022 13:00	0	10.33	0	13.7
4/15/2022 11:00	0	10.33	0	13.99
4/15/2022 9:00	0	10.33	0	13.96
4/15/2022 7:00	0	10.33	0	13.63
4/15/2022 5:00	0	10.32	0	12.88
4/15/2022 3:00	0	10.33	0	12.88
4/15/2022 1:00	0	10.32	0	12.91
4/14/2022 23:00	0	10.33	0	12.96
4/14/2022 21:00	0	10.33	0	13.12
4/14/2022 19:00	0	10.33	0	13.24
4/14/2022 17:00	0	10.33	0	13.53
4/14/2022 15:00	0	10.34	0	13.58
4/14/2022 13:00	0	10.33	0	13.67
4/14/2022 11:00	0	10.34	0	13.96
4/14/2022 9:00	0	10.33	0	13.89
4/14/2022 7:00	0	10.33	0	13.29
4/14/2022 5:00	0	10.33	0	12.81
4/14/2022 3:00	0	10.34	0	12.86
4/14/2022 1:00	0	10.33	0	12.96
4/13/2022 23:00	0	10.33	0	13.03
4/13/2022 21:00	0	10.34	0	13.17
4/13/2022 19:00	0	10.34	0	13.34
4/13/2022 17:00	0	10.34	0	13.48
4/13/2022 15:00	0	10.34	0	13.48
4/13/2022 13:00	0	10.34	0	13.6
4/13/2022 11:00	0	10.35	0	13.87
4/13/2022 9:00	0	10.34	0	13.77
4/13/2022 7:00	0	10.34	0	13.27
4/13/2022 5:00	0	10.34	0	12.81
4/13/2022 3:00	0	10.34	0	12.86
4/13/2022 1:00	0	10.34	0	12.93
4/12/2022 23:00	0	10.34	0	13
4/12/2022 21:00	0	10.35	0	13.17
4/12/2022 19:00	0	10.35	0	13.32

Received	Pressure PSI	Temperature C	Elevation F	TL Battery V
4/12/2022 17:00	0	10.35	0	13.48
4/12/2022 15:00	0	10.35	0	13.56
4/12/2022 13:00	0	10.35	0	13.6
4/12/2022 11:00	0	10.35	0	13.65
4/12/2022 9:00	0	10.36	0	13.82
4/12/2022 7:00	0	10.35	0	13.46
4/12/2022 5:00	0	10.35	0	12.93
4/12/2022 3:00	0	10.35	0	12.98
4/12/2022 1:00	0	10.35	0	13
4/11/2022 23:00	0	10.35	0	13.08
4/11/2022 21:00	0	10.35	0	13.2
4/11/2022 19:00	0	10.36	0	13.36
4/11/2022 17:00	0	10.36	0	13.53
4/11/2022 15:00	0	10.36	0	13.58
4/11/2022 13:00	0	10.36	0	13.65
4/11/2022 11:00	0	10.36	0	13.63
4/11/2022 9:00	0	10.36	0	13.84
4/11/2022 7:00	0	10.36	0	13.46
4/11/2022 5:00	0	10.36	0	12.88
4/11/2022 3:00	0	10.36	0	12.93
4/11/2022 1:00	0	10.36	0	12.96
4/10/2022 23:00	0	10.36	0	13.08
4/10/2022 21:00	0	10.36	0	13.2
4/10/2022 19:00	0	10.36	0	13.36
4/10/2022 17:00	0	10.36	0	13.56
4/10/2022 15:00	0	10.37	0	13.6
4/10/2022 13:00	0	10.37	0	13.72
4/10/2022 11:00	0	10.37	0	13.89
4/10/2022 9:00	0	10.36	0	13.77
4/10/2022 7:00	0	10.36	0	13.53
4/10/2022 5:00	0	10.37	0	12.93
4/10/2022 3:00	0	10.37	0	12.96
4/10/2022 1:00	0	10.37	0	12.98
4/9/2022 23:00	0	10.37	0	13
4/9/2022 21:00	0	10.38	0	13.05
4/9/2022 19:00	0	10.37	0	13.29
4/9/2022 17:00	0	10.38	0	13.56
4/9/2022 15:00	0	10.38	0	13.6
4/9/2022 13:00	0	10.38	0	13.72
4/9/2022 11:00	0	10.38	0	14.01
4/9/2022 9:00	0	10.38	0	13.91
4/9/2022 7:00	0	10.38	0	13.36
4/9/2022 5:00	0	10.38	0	12.88
4/9/2022 3:00	0	10.38	0	12.96
4/9/2022 1:00	0	10.38	0	13
4/8/2022 23:00	0	10.38	0	13.05

Received	Pressure PSI	Temperature C	Elevation F	TL Battery V
4/8/2022 21:00	0	10.38	0	13.15
4/8/2022 19:00	0	10.38	0	13.34
4/8/2022 17:00	0	10.38	0	13.51
4/8/2022 15:00	0	10.38	0	13.58
4/8/2022 13:00	0	10.39	0	13.7
4/8/2022 11:00	0	10.39	0	13.99
4/8/2022 9:00	0	10.39	0	13.87
4/8/2022 7:00	0	10.39	0	13.27
4/8/2022 5:00	0	10.38	0	12.88
4/8/2022 3:00	0	10.39	0	12.93
4/8/2022 1:00	0	10.39	0	12.98
4/7/2022 23:00	0	10.39	0	13.08
4/7/2022 21:00	0	10.39	0	13.2
4/7/2022 19:00	0	10.39	0	13.36
4/7/2022 17:00	0	10.39	0	13.51
4/7/2022 15:00	0	10.4	0	13.58
4/7/2022 13:00	0	10.39	0	13.7
4/7/2022 11:00	0	10.4	0	13.96
4/7/2022 9:00	0	10.4	0	13.82
4/7/2022 7:00	0	10.39	0	13.2
4/7/2022 5:00	0	10.39	0	12.81
4/7/2022 3:00	0	10.39	0	12.86
4/7/2022 1:00	0	10.39	0	12.91
4/6/2022 23:00	0	10.4	0	13.05
4/6/2022 21:00	0	10.4	0	13.15
4/6/2022 19:00	0	10.4	0	13.36
4/6/2022 17:00	0	10.4	0	13.51
4/6/2022 15:00	0	10.4	0	13.58
4/6/2022 13:00	0	10.4	0	13.7
4/6/2022 11:00	0	10.4	0	13.99
4/6/2022 9:00	0	10.41	0	13.87
4/6/2022 7:00	0	10.4	0	13.48
4/6/2022 5:00	0	10.4	0	12.91
4/6/2022 3:00	0	10.4	0	12.96
4/6/2022 1:00	0	10.4	0	13
4/5/2022 23:00	0	10.4	0	13.08
4/5/2022 21:00	0	10.41	0	13.17
4/5/2022 19:00	0	10.41	0	13.34
4/5/2022 17:00	0	10.41	0	13.53
4/5/2022 15:00	0	10.41	0	13.58
4/5/2022 13:00	0	10.41	0	13.7
4/5/2022 11:00	0	10.41	0	14.01
4/5/2022 9:00	0	10.41	0	13.89
4/5/2022 7:00	0	10.41	0	13.41
4/5/2022 5:00	0	10.41	0	12.88
4/5/2022 3:00	0	10.41	0	12.88

Received	Pressure PSI	Temperature C	Elevation F	TL Battery V
4/5/2022 1:00	0	10.41	0	12.93
4/4/2022 23:00	0	10.42	0	12.98
4/4/2022 21:00	0	10.41	0	13.12
4/4/2022 19:00	0	10.42	0	13.24
4/4/2022 17:00	0	10.42	0	13.51
4/4/2022 15:00	0	10.42	0	13.58
4/4/2022 13:00	0	10.42	0	13.6
4/4/2022 11:00	0	10.42	0	13.96
4/4/2022 9:00	0	10.42	0	13.77
4/4/2022 7:00	0	10.42	0	13.2
4/4/2022 5:00	0	10.42	0	12.91
4/4/2022 3:00	0	10.42	0	12.96
4/4/2022 1:00	0	10.42	0	13
4/3/2022 23:00	0	10.42	0	13.05
4/3/2022 21:00	0	10.43	0	13.12
4/3/2022 19:00	0	10.43	0	13.27
4/3/2022 17:00	0	10.43	0	13.51
4/3/2022 15:00	0	10.43	0	13.56
4/3/2022 13:00	0	10.43	0	13.63
4/3/2022 11:00	0	10.43	0	13.77
4/3/2022 9:00	0	10.43	0	13.79
4/3/2022 7:00	0	10.43	0	13.22
4/3/2022 5:00	0	10.43	0	12.96
4/3/2022 3:00	0	10.43	0	12.98
4/3/2022 1:00	0	10.43	0	13
4/2/2022 23:00	0	10.43	0	13.08
4/2/2022 21:00	0	10.43	0	13.15
4/2/2022 19:00	0	10.43	0	13.29
4/2/2022 17:00	0	10.43	0	13.51
4/2/2022 15:00	0	10.43	0	13.58
4/2/2022 13:00	0	10.44	0	13.75
4/2/2022 11:00	0	10.44	0	14.01
4/2/2022 9:00	0	10.44	0	13.79
4/2/2022 7:00	0	10.43	0	12.98
4/2/2022 5:00	0	10.44	0	12.84
4/2/2022 3:00	0	10.43	0	12.86
4/2/2022 1:00	0	10.44	0	12.96
4/1/2022 23:00	0	10.44	0	13.03
4/1/2022 21:00	0	10.44	0	13.12
4/1/2022 19:00	0	10.44	0	13.24
4/1/2022 17:00	0	10.45	0	13.48
4/1/2022 15:00	0	10.45	0	13.56
4/1/2022 13:00	0	10.45	0	13.67
4/1/2022 11:00	0	10.45	0	13.96
4/1/2022 9:00	0	10.44	0	13.77
4/1/2022 7:00	0	10.44	0	12.88

Received	Pressure PSI	Temperature C	Elevation F	TL Battery V
4/1/2022 5:00	0	10.44	0	12.88
4/1/2022 3:00	0	10.44	0	12.93
4/1/2022 1:00	0	10.45	0	12.98
3/31/2022 23:00	0	10.45	0	13.08
3/31/2022 21:00	0	10.45	0	13.2
3/31/2022 19:00	0	10.45	0	13.34
3/31/2022 17:00	0	10.45	0	13.51
3/31/2022 15:00	0	10.46	0	13.58
3/31/2022 13:00	0	10.45	0	13.63
3/31/2022 11:00	0	10.46	0	13.84
3/31/2022 9:00	0	10.45	0	13.7
3/31/2022 7:00	0	10.45	0	12.91
3/31/2022 5:00	0	10.45	0	12.81
3/31/2022 3:00	0	10.45	0	12.86
3/31/2022 1:00	0	10.45	0	12.91
3/30/2022 23:00	0	10.46	0	13
3/30/2022 21:00	0	10.46	0	13.12
3/30/2022 19:00	0	10.46	0	13.29
3/30/2022 17:00	0	10.46	0	13.46
3/30/2022 15:00	0	10.46	0	13.53
3/30/2022 13:00	0	10.47	0	13.65
3/30/2022 11:00	0	10.47	0	13.56
3/30/2022 9:00	0	10.47	0	13.48
3/30/2022 7:00	0	10.46	0	12.93
3/30/2022 5:00	0	10.46	0	12.86
3/30/2022 3:00	0	10.46	0	12.86
3/30/2022 1:00	0	10.46	0	12.98
3/29/2022 23:00	0	10.47	0	13.03
3/29/2022 21:00	0	10.47	0	13.15
3/29/2022 19:00	0	10.47	0	13.27
3/29/2022 17:00	0	10.47	0	13.41
3/29/2022 15:00	0	10.47	0	13.51
3/29/2022 13:00	0	10.47	0	13.6
3/29/2022 11:00	0	10.47	0	13.89
3/29/2022 9:00	0	10.47	0	13.53
3/29/2022 7:00	0	10.47	0	12.96
3/29/2022 5:00	0	10.47	0	12.93
3/29/2022 3:00	0	10.47	0	12.98
3/29/2022 1:00	0	10.47	0	13
3/28/2022 23:00	0	10.47	0	13.08
3/28/2022 21:00	0	10.48	0	13.12
3/28/2022 19:00	0	10.48	0	13.32
3/28/2022 17:00	0	10.48	0	13.53
3/28/2022 15:00	0	10.48	0	13.58
3/28/2022 13:00	0	10.48	0	13.67
3/28/2022 11:00	0	10.48	0	14.03

Received	Pressure PSI	Temperature C	Elevation F	TL Battery V
3/28/2022 9:00	0	10.48	0	13.7
3/28/2022 7:00	0	10.48	0	13.08
3/28/2022 5:00	0	10.48	0	13
3/28/2022 3:00	0	10.48	0	13.03
3/28/2022 1:00	0	10.48	0	13.05
3/27/2022 23:00	0	10.48	0	13.08
3/27/2022 21:00	0	10.49	0	13.15
3/27/2022 19:00	0	10.48	0	13.27
3/27/2022 17:00	0	10.49	0	13.51
3/27/2022 15:00	0	10.49	0	13.58
3/27/2022 13:00	0	10.49	0	13.72
3/27/2022 11:00	0	10.49	0	14.06
3/27/2022 9:00	0	10.49	0	13.7
3/27/2022 7:00	0	10.49	0	12.98
3/27/2022 5:00	0	10.49	0	12.91
3/27/2022 3:00	0	10.49	0	12.93
3/27/2022 1:00	0	10.49	0	12.98
3/26/2022 23:00	0	10.49	0	13.03
3/26/2022 21:00	0	10.49	0	13.15
3/26/2022 19:00	0	10.49	0	13.27
3/26/2022 17:00	0	10.5	0	13.53
3/26/2022 15:00	0	10.5	0	13.58
3/26/2022 13:00	0	10.5	0	13.75
3/26/2022 11:00	0	10.5	0	14.01
3/26/2022 9:00	0	10.5	0	13.7
3/26/2022 7:00	0	10.5	0	13
3/26/2022 5:00	0	10.49	0	12.91
3/26/2022 3:00	0	10.5	0	12.98
3/26/2022 1:00	0	10.5	0	13.03
3/25/2022 23:00	0	10.5	0	13.08
3/25/2022 21:00	0	10.5	0	13.15
3/25/2022 19:00	0	10.5	0	13.27
3/25/2022 17:00	0	10.51	0	13.51
3/25/2022 15:00	0	10.5	0	13.53
3/25/2022 13:00	0	10.51	0	13.7
3/25/2022 11:00	0	10.51	0	14.01
3/25/2022 9:00	0	10.5	0	13.58
3/25/2022 7:00	0	10.51	0	13
3/25/2022 5:00	0	10.5	0	12.93
3/25/2022 3:00	0	10.51	0	12.96
3/25/2022 1:00	0	10.51	0	13.03
3/24/2022 23:00	0	10.51	0	13.08
3/24/2022 21:00	0	10.51	0	13.15
3/24/2022 19:00	0	10.51	0	13.29
3/24/2022 17:00	0	10.51	0	13.51
3/24/2022 15:00	0	10.51	0	13.56

Received	Pressure PSI	Temperature C	Elevation F	TL Battery V
3/24/2022 13:00	0	10.52	0	13.65
3/24/2022 11:00	0	10.52	0	13.99
3/24/2022 9:00	0	10.52	0	13.46
3/24/2022 7:00	0	10.51	0	12.93
3/24/2022 5:00	0	10.51	0	12.88
3/24/2022 3:00	0	10.52	0	12.93
3/24/2022 1:00	0	10.52	0	13
3/23/2022 23:00	0	10.52	0	13.08
3/23/2022 21:00	0	10.52	0	13.15
3/23/2022 19:00	0	10.52	0	13.32
3/23/2022 17:00	0	10.52	0	13.46
3/23/2022 15:00	0	10.52	0	13.58
3/23/2022 13:00	0	10.52	0	13.65
3/23/2022 11:00	0	10.52	0	13.91
3/23/2022 9:00	0	10.52	0	13.39
3/23/2022 7:00	0	10.52	0	12.88
3/23/2022 5:00	0	10.52	0	12.76
3/23/2022 3:00	0	10.52	0	12.84
3/23/2022 1:00	0	10.52	0	12.88
3/22/2022 23:00	0	10.52	0	12.93
3/22/2022 21:00	0	10.53	0	13
3/22/2022 19:00	0	10.52	0	13.1
3/22/2022 17:00	0	10.53	0	13.39
3/22/2022 15:00	0	10.53	0	13.51
3/22/2022 13:00	0	10.53	0	13.58
3/22/2022 11:00	0	10.53	0	13.89
3/22/2022 9:00	0	10.53	0	13.46
3/22/2022 7:00	0	10.53	0	12.91
3/22/2022 5:00	0	10.53	0	12.86
3/22/2022 3:00	0	10.53	0	12.86
3/22/2022 1:00	0	10.53	0	12.91
3/21/2022 23:00	0	10.53	0	12.93
3/21/2022 21:00	0	10.53	0	13.05
3/21/2022 19:00	0	10.54	0	13.29
3/21/2022 17:00	0	10.54	0	13.44
3/21/2022 15:00	0	10.54	0	13.53
3/21/2022 13:00	0	10.54	0	13.6
3/21/2022 11:00	0	10.54	0	13.65
3/21/2022 9:00	0	10.55	0	13.53
3/21/2022 7:00	0	10.54	0	12.98
3/21/2022 5:00	0	10.54	0	12.93
3/21/2022 3:00	0	10.54	0	12.96
3/21/2022 1:00	0	10.54	0	13
3/20/2022 23:00	0	10.54	0	13.08
3/20/2022 21:00	0	10.54	0	13.17
3/20/2022 19:00	0	10.54	0	13.29

Received	Pressure PSI	Temperature C	Elevation F	TL Battery V
3/20/2022 17:00	0	10.55	0	13.51
3/20/2022 15:00	0	10.55	0	13.58
3/20/2022 13:00	0	10.55	0	13.51
3/20/2022 11:00	0	10.55	0	13.56
3/20/2022 9:00	0	10.55	0	13.46
3/20/2022 7:00	0	10.55	0	12.93
3/20/2022 5:00	0	10.55	0	12.91
3/20/2022 3:00	0	10.55	0	12.96
3/20/2022 1:00	0	10.55	0	12.98
3/19/2022 23:00	0	10.55	0	13
3/19/2022 21:00	0	10.55	0	13.15
3/19/2022 19:00	0	10.55	0	13.32
3/19/2022 17:00	0	10.56	0	13.48
3/19/2022 15:00	0	10.55	0	13.56
3/19/2022 13:00	0	10.56	0	13.65
3/19/2022 11:00	0	10.56	0	13.94
3/19/2022 9:00	0	10.56	0	13.56
3/19/2022 7:00	0	10.56	0	12.96
3/19/2022 5:00	0	10.56	0	12.88
3/19/2022 3:00	0	10.56	0	12.93
3/19/2022 1:00	0	10.56	0	12.98
3/18/2022 23:00	0	10.56	0	13.05
3/18/2022 21:00	0	10.56	0	13.15
3/18/2022 19:00	0	10.56	0	13.29
3/18/2022 17:00	0	10.56	0	13.48
3/18/2022 15:00	0	10.56	0	13.48
3/18/2022 13:00	0	10.57	0	13.56
3/18/2022 11:00	0	10.57	0	13.84
3/18/2022 9:00	0	10.56	0	13.53
3/18/2022 7:00	0	10.56	0	12.91
3/18/2022 5:00	0	10.56	0	12.84
3/18/2022 3:00	0	10.56	0	12.86
3/18/2022 1:00	0	10.56	0	12.91
3/17/2022 23:00	0	10.57	0	12.98
3/17/2022 21:00	0	10.57	0	13.03
3/17/2022 19:00	0	10.57	0	13.22
3/17/2022 17:00	0	10.57	0	13.44
3/17/2022 15:00	0	10.57	0	13.6
3/17/2022 13:00	0	10.57	0	13.48
3/17/2022 11:00	0	10.57	0	13.41
3/17/2022 9:00	0	10.58	0	13.05
3/17/2022 7:00	0	10.57	0	12.91
3/17/2022 5:00	0	10.57	0	12.93
3/17/2022 3:00	0	10.57	0	12.98
3/17/2022 1:00	0	10.58	0	13.03
3/16/2022 23:00	0	10.58	0	13.08

Received	Pressure PSI	Temperature C	Elevation F	TL Battery V
3/16/2022 21:00	0	10.58	0	13.12
3/16/2022 19:00	0	10.58	0	13.22
3/16/2022 17:00	0	10.58	0	13.48
3/16/2022 15:00	0	10.58	0	13.56
3/16/2022 13:00	0	10.58	0	13.63
3/16/2022 11:00	0	10.58	0	13.67
3/16/2022 9:00	0	10.58	0	13.53
3/16/2022 7:00	0	10.58	0	13
3/16/2022 5:00	0	10.58	0	12.93
3/16/2022 3:00	0	10.58	0	12.98
3/16/2022 1:00	0	10.59	0	13
3/15/2022 23:00	0	10.59	0	13.05
3/15/2022 21:00	0	10.59	0	13.12
3/15/2022 19:00	0	10.59	0	13.29
3/15/2022 17:00	0	10.59	0	13.48
3/15/2022 15:00	0	10.59	0	13.58
3/15/2022 13:00	0	10.59	0	13.63
3/15/2022 11:00	0	10.59	0	13.67
3/15/2022 9:00	0	10.59	0	13.65
3/15/2022 9:00	0	10.59	0	13.65
3/15/2022 7:00	0	10.59	0	12.93
3/15/2022 5:00	0	10.59	0	12.88
3/15/2022 3:00	0	10.59	0	12.93
3/15/2022 1:00	0	10.59	0	12.98
3/14/2022 23:00	0	10.59	0	13.03
3/14/2022 21:00	0	10.6	0	13.15
3/14/2022 19:00	0	10.6	0	13.27
3/14/2022 17:00	0	10.6	0	13.46
3/14/2022 15:00	0	10.6	0	13.56
3/14/2022 13:00	0	10.6	0	13.58
3/14/2022 11:00	0	10.6	0	13.72
3/14/2022 9:00	0	10.6	0	13.6
3/14/2022 7:00	0	10.6	0	12.93
3/14/2022 5:00	0	10.6	0	12.91
3/14/2022 3:00	0	10.6	0	12.96
3/14/2022 1:00	0	10.6	0	13
3/13/2022 23:00	0	10.6	0	13.03
3/13/2022 21:00	0	10.6	0	13.12
3/13/2022 19:00	0	10.6	0	13.22
3/13/2022 17:00	0	10.6	0	13.46
3/13/2022 15:00	0	10.61	0	13.56
3/13/2022 13:00	0	10.61	0	13.67
3/13/2022 11:00	0	10.61	0	13.84
3/13/2022 9:00	0	10.61	0	13.53
3/13/2022 7:00	0	10.61	0	12.86
3/13/2022 5:00	0	10.61	0	12.81

Received	Pressure PSI	Temperature C	Elevation F	TL Battery V
3/13/2022 3:00	0	10.61	0	12.88
3/13/2022 1:00	0	10.61	0	12.93
3/12/2022 23:00	0	10.61	0	13
3/12/2022 21:00	0	10.61	0	13.08
3/12/2022 19:00	0	10.61	0	13.24
3/12/2022 17:00	0	10.61	0	13.44
3/12/2022 15:00	0	10.62	0	13.53
3/12/2022 13:00	0	10.61	0	13.65
3/12/2022 11:00	0	10.62	0	13.87
3/12/2022 9:00	0	10.61	0	13.51
3/12/2022 7:00	0	10.61	0	12.81
3/12/2022 5:00	0	10.61	0	12.79
3/12/2022 3:00	0	10.62	0	12.84
3/12/2022 1:00	0	10.61	0	12.88
3/11/2022 23:00	0	10.62	0	12.98
3/11/2022 21:00	0	10.62	0	13.08
3/11/2022 19:00	0	10.62	0	13.24
3/11/2022 17:00	0	10.62	0	13.39
3/11/2022 15:00	0	10.62	0	13.48
3/11/2022 13:00	0	10.62	0	13.51
3/11/2022 11:00	0	10.62	0	13.51
3/11/2022 9:00	0	10.62	0	13.48
3/11/2022 7:00	0	10.62	0	12.84
3/11/2022 5:00	0	10.62	0	12.84
3/11/2022 3:00	0	10.62	0	12.86
3/11/2022 1:00	0	10.63	0	12.91
3/10/2022 23:00	0	10.63	0	12.98
3/10/2022 21:00	0	10.63	0	13.08
3/10/2022 19:00	0	10.63	0	13.22
3/10/2022 17:00	0	10.63	0	13.41
3/10/2022 15:00	0	10.63	0	13.48
3/10/2022 13:00	0	10.63	0	13.51
3/10/2022 11:00	0	10.63	0	13.6
3/10/2022 9:00	0	10.63	0	13.39
3/10/2022 7:00	0	10.63	0	12.91
3/10/2022 5:00	0	10.63	0	12.91
3/10/2022 3:00	0	10.63	0	12.93
3/10/2022 1:00	0	10.63	0	12.98
3/9/2022 23:00	0	10.63	0	13.03
3/9/2022 21:00	0	10.63	0	13.1
3/9/2022 19:00	0	10.64	0	13.24
3/9/2022 17:00	0	10.64	0	13.39
3/9/2022 15:00	0	10.64	0	13.51
3/9/2022 13:00	0	10.64	0	13.63
3/9/2022 11:00	0	10.64	0	13.77
3/9/2022 9:00	0	10.64	0	13.51

Received	Pressure PSI	Temperature C	Elevation F	TL Battery V
3/9/2022 7:00	0	10.64	0	12.81
3/9/2022 5:00	0	10.64	0	12.76
3/9/2022 3:00	0	10.64	0	12.79
3/9/2022 1:00	0	10.64	0	12.84
3/8/2022 23:00	0	10.64	0	12.91
3/8/2022 21:00	0	10.65	0	12.98
3/8/2022 19:00	0	10.65	0	13.2
3/8/2022 17:00	0	10.65	0	13.36
3/8/2022 15:00	0	10.65	0	13.48
3/8/2022 13:00	0	10.65	0	13.6
3/8/2022 11:00	0	10.65	0	13.46
3/8/2022 9:00	0	10.65	0	13.6
3/8/2022 7:00	0	10.65	0	12.81
3/8/2022 5:00	0	10.65	0	12.81
3/8/2022 3:00	0	10.65	0	12.84
3/8/2022 1:00	0	10.65	0	12.91
3/7/2022 23:00	0	10.65	0	12.98
3/7/2022 21:00	0	10.65	0	13.08
3/7/2022 19:00	0	10.65	0	13.2
3/7/2022 17:00	0	10.66	0	13.36
3/7/2022 15:00	0	10.66	0	13.46
3/7/2022 13:00	0	10.66	0	13.56
3/7/2022 11:00	0	10.66	0	13.58
3/7/2022 9:00	0	10.66	0	13.46
3/7/2022 7:00	0	10.66	0	12.81
3/7/2022 5:00	0	10.65	0	12.76
3/7/2022 3:00	0	10.66	0	12.79
3/7/2022 1:00	0	10.66	0	12.84
3/6/2022 23:00	0	10.66	0	12.91
3/6/2022 21:00	0	10.66	0	13.03
3/6/2022 19:00	0	10.66	0	13.17
3/6/2022 17:00	0	10.66	0	13.32
3/6/2022 15:00	0	10.66	0	13.41
3/6/2022 13:00	0	10.67	0	13.63
3/6/2022 11:00	0	10.67	0	13.58
3/6/2022 9:00	0	10.67	0	13.34
3/6/2022 7:00	0	10.66	0	12.88
3/6/2022 5:00	0	10.66	0	12.86
3/6/2022 3:00	0	10.66	0	12.88
3/6/2022 1:00	0	10.67	0	12.91
3/5/2022 23:00	0	10.67	0	12.98
3/5/2022 21:00	0	10.66	0	13.05
3/5/2022 19:00	0	10.67	0	13.22
3/5/2022 17:00	0	10.67	0	13.41
3/5/2022 15:00	0	10.67	0	13.51
3/5/2022 13:00	0	10.67	0	13.58

Received	Pressure PSI	Temperature C	Elevation F	TL Battery V
3/5/2022 11:00	0	10.67	0	13.91
3/5/2022 9:00	0	10.67	0	13.12
3/5/2022 7:00	0	10.67	0	12.91
3/5/2022 5:00	0	10.67	0	12.93
3/5/2022 3:00	0	10.67	0	12.96
3/5/2022 1:00	0	10.67	0	13
3/4/2022 23:00	0	10.67	0	13.08
3/4/2022 21:00	0	10.68	0	13.15
3/4/2022 19:00	0	10.68	0	13.29
3/4/2022 17:00	0	10.68	0	13.46
3/4/2022 15:00	0	10.68	0	13.51
3/4/2022 13:00	0	10.68	0	13.56
3/4/2022 11:00	0	10.68	0	13.91
3/4/2022 9:00	0	10.68	0	13.56
3/4/2022 7:00	0	10.68	0	12.96
3/4/2022 5:00	0	10.68	0	12.98
3/4/2022 3:00	0	10.68	0	13
3/4/2022 1:00	0	10.68	0	13
3/3/2022 23:00	0	10.68	0	13.03
3/3/2022 21:00	0	10.69	0	13.12
3/3/2022 19:00	0	10.69	0	13.24
3/3/2022 17:00	0	10.69	0	13.51
3/3/2022 15:00	0	10.69	0	13.6
3/3/2022 13:00	0	10.69	0	13.7
3/3/2022 11:00	0	10.69	0	13.67
3/3/2022 9:00	0	10.69	0	13.58
3/3/2022 7:00	0	10.69	0	12.93
3/3/2022 5:00	0	10.69	0	12.93
3/3/2022 3:00	0	10.69	0	12.96
3/3/2022 1:00	0	10.69	0	13
3/2/2022 23:00	0	10.69	0	13.03
3/2/2022 21:00	0	10.69	0	13.1
3/2/2022 19:00	0	10.69	0	13.24
3/2/2022 17:00	0	10.7	0	13.46
3/2/2022 15:00	0	10.69	0	13.6
3/2/2022 13:00	0	10.7	0	13.67
3/2/2022 11:00	0	10.7	0	13.84
3/2/2022 9:00	0	10.7	0	13.56
3/2/2022 7:00	0	10.69	0	12.93
3/2/2022 5:00	0	10.7	0	12.93
3/2/2022 3:00	0	10.7	0	12.96
3/2/2022 1:00	0	10.7	0	13
3/1/2022 23:00	0	10.7	0	13.08
3/1/2022 21:00	0	10.7	0	13.15
3/1/2022 19:00	0	10.7	0	13.27
3/1/2022 17:00	0	10.7	0	13.46

Received	Pressure PSI	Temperature C	Elevation F	TL Battery V
3/1/2022 15:00	0	10.71	0	13.6
3/1/2022 13:00	0	10.71	0	13.7
3/1/2022 11:00	0	10.7	0	13.75
3/1/2022 9:00	0	10.71	0	13.51
3/1/2022 7:00	0	10.7	0	12.88
3/1/2022 5:00	0	10.7	0	12.88
3/1/2022 3:00	0	10.7	0	12.93
3/1/2022 1:00	0	10.71	0	12.96
2/28/2022 23:00	0	10.71	0	13
2/28/2022 21:00	0	10.71	0	13.08
2/28/2022 19:00	0	10.72	0	13.17
2/28/2022 17:00	0	10.72	0	13.46
2/28/2022 15:00	0	10.71	0	13.58
2/28/2022 13:00	0	10.71	0	13.65
2/28/2022 11:00	0	10.72	0	13.65
2/28/2022 9:00	0	10.72	0	13.48
2/28/2022 7:00	0	10.71	0	12.84
2/28/2022 5:00	0	10.72	0	12.84
2/28/2022 3:00	0	10.71	0	12.84
2/28/2022 1:00	0	10.71	0	12.84
2/27/2022 23:00	0	10.71	0	12.91
2/27/2022 21:00	0	10.72	0	12.96
2/27/2022 19:00	0	10.72	0	13.24
2/27/2022 17:00	0	10.72	0	13.41
2/27/2022 15:00	0	10.72	0	13.56
2/27/2022 13:00	0	10.72	0	13.58
2/27/2022 11:00	0	10.72	0	13.53
2/27/2022 9:00	0	10.72	0	13.48
2/27/2022 7:00	0	10.72	0	12.79
2/27/2022 5:00	0	10.72	0	12.79
2/27/2022 3:00	0	10.72	0	12.81
2/27/2022 1:00	0	10.72	0	12.88
2/26/2022 23:00	0	10.72	0	12.98
2/26/2022 21:00	0	10.72	0	13.08
2/26/2022 19:00	0	10.72	0	13.22
2/26/2022 17:00	0	10.73	0	13.36
2/26/2022 15:00	0	10.73	0	13.51
2/26/2022 13:00	0	10.73	0	13.51
2/26/2022 11:00	0	10.73	0	13.51
2/26/2022 9:00	0	10.73	0	13.44
2/26/2022 7:00	0	10.73	0	12.81
2/26/2022 5:00	0	10.73	0	12.81
2/26/2022 3:00	0	10.73	0	12.86
2/26/2022 1:00	0	10.73	0	12.93
2/25/2022 23:00	0	10.73	0	12.98
2/25/2022 21:00	0	10.73	0	13.05

Received	Pressure PSI	Temperature C	Elevation F	TL Battery V
2/25/2022 19:00	0	10.73	0	13.2
2/25/2022 17:00	0	10.73	0	13.39
2/25/2022 15:00	0	10.74	0	13.51
2/25/2022 13:00	0	10.74	0	13.56
2/25/2022 11:00	0	10.74	0	13.53
2/25/2022 9:00	0	10.74	0	13.41
2/25/2022 7:00	0	10.73	0	12.74
2/25/2022 5:00	0	10.74	0	12.74
2/25/2022 3:00	0	10.74	0	12.76
2/25/2022 1:00	0	10.74	0	12.84
2/24/2022 23:00	0	10.74	0	12.91
2/24/2022 21:00	0	10.74	0	13
2/24/2022 19:00	0	10.74	0	13.15
2/24/2022 17:00	0	10.79	0	13.34
2/24/2022 15:00	0	10.74	0	13.46
2/24/2022 13:00	0	10.75	0	13.48
2/24/2022 11:00	0	10.75	0	13.51
2/24/2022 9:00	0	10.75	0	13.46
2/24/2022 7:00	0	10.74	0	12.79
2/24/2022 5:00	0	10.74	0	12.76
2/24/2022 3:00	0	10.74	0	12.79
2/24/2022 1:00	0	10.75	0	12.84
2/23/2022 23:00	0	10.74	0	12.93
2/23/2022 21:00	0	10.75	0	13.03
2/23/2022 19:00	0	10.75	0	13.17
2/23/2022 17:00	0	10.75	0	13.34
2/23/2022 15:00	0	10.75	0	13.44
2/23/2022 13:00	0	10.75	0	13.44
2/23/2022 11:00	0	10.76	0	13.34
2/23/2022 9:00	0	10.75	0	13.29
2/23/2022 7:00	0	10.75	0	12.76
2/23/2022 5:00	0	10.75	0	12.79
2/23/2022 3:00	0	10.76	0	12.86
2/23/2022 1:00	0	10.76	0	12.91
2/22/2022 23:00	0	10.76	0	13
2/22/2022 21:00	0	10.76	0	13.08
2/22/2022 19:00	0	10.76	0	13.15
2/22/2022 17:00	0	10.76	0	13.41
2/22/2022 15:00	0	10.76	0	13.51
2/22/2022 13:00	0	10.76	0	13.56
2/22/2022 11:00	0	10.76	0	13.58
2/22/2022 9:00	0	10.76	0	13.48
2/22/2022 7:00	0	10.76	0	12.91
2/22/2022 5:00	0	10.76	0	12.91
2/22/2022 3:00	0	10.76	0	12.96
2/22/2022 1:00	0	10.76	0	13

Received	Pressure PSI	Temperature C	Elevation F	TL Battery V
2/21/2022 23:00	0	10.76	0	13.05
2/21/2022 21:00	0	10.77	0	13.1
2/21/2022 19:00	0	10.76	0	13.2
2/21/2022 17:00	0	10.77	0	13.44
2/21/2022 15:00	0	10.77	0	13.53
2/21/2022 13:00	0	10.77	0	13.56
2/21/2022 11:00	0	10.77	0	13.56
2/21/2022 9:00	0	10.77	0	13.36
2/21/2022 7:00	0	10.77	0	12.96
2/21/2022 5:00	0	10.77	0	12.98
2/21/2022 3:00	0	10.77	0	13
2/21/2022 1:00	0	10.77	0	13.05
2/20/2022 23:00	0	10.77	0	13.1
2/20/2022 21:00	0	10.77	0	13.15
2/20/2022 19:00	0	10.77	0	13.27
2/20/2022 17:00	0	10.78	0	13.46
2/20/2022 15:00	0	10.78	0	13.56
2/20/2022 13:00	0	10.77	0	13.56
2/20/2022 11:00	0	10.78	0	13.56
2/20/2022 9:00	0	10.77	0	13.48
2/20/2022 7:00	0	10.78	0	12.84
2/20/2022 5:00	0	10.78	0	12.88
2/20/2022 3:00	0	10.78	0	12.93
2/20/2022 1:00	0	10.78	0	12.98
2/19/2022 23:00	0	10.78	0	13.03
2/19/2022 21:00	0	10.78	0	13.12
2/19/2022 19:00	0	10.78	0	13.24
2/19/2022 17:00	0	10.78	0	13.41
2/19/2022 15:00	0	10.78	0	13.53
2/19/2022 13:00	0	10.78	0	13.53
2/19/2022 11:00	0	10.79	0	13.53
2/19/2022 9:00	0	10.78	0	13.44
2/19/2022 7:00	0	10.78	0	12.81
2/19/2022 5:00	0	10.78	0	12.84
2/19/2022 3:00	0	10.78	0	12.86
2/19/2022 1:00	0	10.78	0	12.91
2/18/2022 23:00	0	10.79	0	12.96
2/18/2022 21:00	0	10.79	0	13.05
2/18/2022 19:00	0	10.79	0	13.17
2/18/2022 17:00	0	10.79	0	13.39
2/18/2022 15:00	0	10.79	0	13.51
2/18/2022 13:00	0	10.79	0	13.51
2/18/2022 11:00	0	10.79	0	13.56
2/18/2022 9:00	0	10.79	0	13.44
2/18/2022 7:00	0	10.79	0	12.74
2/18/2022 5:00	0	10.79	0	12.76

Received	Pressure PSI	Temperature C	Elevation F	TL Battery V
2/18/2022 3:00	0	10.79	0	12.81
2/18/2022 1:00	0	10.79	0	12.86
2/17/2022 23:00	0	10.79	0	12.93
2/17/2022 21:00	0	10.8	0	12.98
2/17/2022 19:00	0	10.79	0	13.2
2/17/2022 17:00	0	10.8	0	13.34
2/17/2022 15:00	0	10.8	0	13.46
2/17/2022 13:00	0	10.8	0	13.6
2/17/2022 11:00	0	10.8	0	13.48
2/17/2022 9:00	0	10.8	0	13.22
2/17/2022 7:00	0	10.79	0	12.86
2/17/2022 5:00	0	10.8	0	12.91
2/17/2022 3:00	0	10.8	0	12.93
2/17/2022 1:00	0	10.8	0	12.96
2/16/2022 23:00	0	10.8	0	13
2/16/2022 21:00	0	10.8	0	13.08
2/16/2022 19:00	0	10.8	0	13.17
2/16/2022 17:00	0	10.81	0	13.34
2/16/2022 15:00	0	10.81	0	13.44
2/16/2022 13:00	0	10.81	0	13.53
2/16/2022 11:00	0	10.81	0	13.56
2/16/2022 9:00	0	10.81	0	13.6
2/16/2022 7:00	0	10.8	0	12.93
2/16/2022 5:00	0	10.81	0	12.93
2/16/2022 3:00	0	10.81	0	13
2/16/2022 1:00	0	10.8	0	13.05
2/15/2022 23:00	0	10.81	0	13.08
2/15/2022 21:00	0	10.81	0	13.15
2/15/2022 19:00	0	10.81	0	13.24
2/15/2022 17:00	0	10.81	0	13.44
2/15/2022 15:00	0	10.81	0	13.53
2/15/2022 13:00	0	10.81	0	13.56
2/15/2022 11:00	0	10.82	0	13.6
2/15/2022 9:00	0	10.82	0	13.58
2/15/2022 7:00	0	10.81	0	12.86
2/15/2022 5:00	0	10.82	0	12.86
2/15/2022 3:00	0	10.81	0	12.88
2/15/2022 1:00	0	10.81	0	12.93
2/14/2022 23:00	0	10.82	0	12.98
2/14/2022 21:00	0	10.82	0	13.05
2/14/2022 19:00	0	10.82	0	13.12
2/14/2022 17:00	0	10.82	0	13.44
2/14/2022 15:00	0	10.82	0	13.53
2/14/2022 13:00	0	10.82	0	13.53
2/14/2022 11:00	0	10.82	0	13.6
2/14/2022 9:00	0	10.82	0	13.58

Received	Pressure PSI	Temperature C	Elevation F	TL Battery V
2/14/2022 7:00	0	10.82	0	12.84
2/14/2022 5:00	0	10.82	0	12.88
2/14/2022 3:00	0	10.82	0	12.88
2/14/2022 1:00	0	10.82	0	12.96
2/13/2022 23:00	0	10.82	0	12.98
2/13/2022 21:00	0	10.82	0	13.08
2/13/2022 19:00	0	10.83	0	13.2
2/13/2022 17:00	0	10.83	0	13.41
2/13/2022 15:00	0	10.83	0	13.51
2/13/2022 13:00	0	10.83	0	13.51
2/13/2022 11:00	0	10.83	0	13.58
2/13/2022 9:00	0	10.83	0	13.53
2/13/2022 7:00	0	10.83	0	12.81
2/13/2022 5:00	0	10.83	0	12.81
2/13/2022 3:00	0	10.83	0	12.86
2/13/2022 1:00	0	10.83	0	12.88
2/12/2022 23:00	0	10.83	0	12.98
2/12/2022 21:00	0	10.83	0	13.08
2/12/2022 19:00	0	10.83	0	13.2
2/12/2022 17:00	0	10.83	0	13.36
2/12/2022 15:00	0	10.83	0	13.46
2/12/2022 13:00	0	10.83	0	13.46
2/12/2022 11:00	0	10.84	0	13.58
2/12/2022 9:00	0	10.83	0	13.53
2/12/2022 7:00	0	10.83	0	12.86
2/12/2022 5:00	0	10.83	0	12.88
2/12/2022 3:00	0	10.83	0	12.91
2/12/2022 1:00	0	10.83	0	12.93
2/11/2022 23:00	0	10.84	0	13
2/11/2022 21:00	0	10.83	0	13.05
2/11/2022 19:00	0	10.84	0	13.24
2/11/2022 17:00	0	10.84	0	13.44
2/11/2022 15:00	0	10.84	0	13.53
2/11/2022 13:00	0	10.84	0	13.53
2/11/2022 11:00	0	10.84	0	13.65
2/11/2022 9:00	0	10.84	0	13.53
2/11/2022 7:00	0	10.84	0	12.86
2/11/2022 5:00	0	10.84	0	12.91
2/11/2022 3:00	0	10.84	0	12.96
2/11/2022 1:00	0	10.84	0	12.98
2/10/2022 23:00	0	10.85	0	13.05
2/10/2022 21:00	0	10.84	0	13.1
2/10/2022 19:00	0	10.85	0	13.2
2/10/2022 17:00	0	10.85	0	13.41
2/10/2022 15:00	0	10.85	0	13.51
2/10/2022 13:00	0	10.85	0	13.51

Received	Pressure PSI	Temperature C	Elevation F	TL Battery V
2/10/2022 11:00	0	10.85	0	13.6
2/10/2022 9:00	0	10.85	0	13.58
2/10/2022 7:00	0	10.85	0	12.91
2/10/2022 5:00	0	10.85	0	12.96
2/10/2022 3:00	0	10.85	0	12.98
2/10/2022 1:00	0	10.85	0	13
2/9/2022 23:00	0	10.85	0	13.03
2/9/2022 21:00	0	10.85	0	13.1
2/9/2022 19:00	0	10.85	0	13.22
2/9/2022 17:00	0	10.85	0	13.41
2/9/2022 15:00	0	10.86	0	13.51
2/9/2022 13:00	0	10.85	0	13.53
2/9/2022 11:00	0	10.86	0	13.58
2/9/2022 9:00	0	10.85	0	13.58
2/9/2022 7:00	0	10.85	0	12.81
2/9/2022 5:00	0	10.85	0	12.84
2/9/2022 3:00	0	10.86	0	12.88
2/9/2022 1:00	0	10.86	0	12.93
2/8/2022 23:00	0	10.86	0	13
2/8/2022 21:00	0	10.86	0	13.1
2/8/2022 19:00	0	10.86	0	13.2
2/8/2022 17:00	0	10.86	0	13.41
2/8/2022 15:00	0	10.86	0	13.51
2/8/2022 13:00	0	10.86	0	13.53
2/8/2022 11:00	0	10.86	0	13.56
2/8/2022 9:00	0	10.87	0	13.58
2/8/2022 7:00	0	10.86	0	12.74
2/8/2022 5:00	0	10.86	0	12.76
2/8/2022 3:00	0	10.86	0	12.79
2/8/2022 1:00	0	10.86	0	12.81
2/7/2022 23:00	0	10.86	0	12.86
2/7/2022 21:00	0	10.86	0	12.93
2/7/2022 19:00	0	10.87	0	13.1
2/7/2022 17:00	0	10.87	0	13.36
2/7/2022 15:00	0	10.87	0	13.46
2/7/2022 13:00	0	10.87	0	13.48
2/7/2022 11:00	0	10.87	0	13.46
2/7/2022 9:00	0	10.87	0	13.63
2/7/2022 7:00	0	10.87	0	12.72
2/7/2022 5:00	0	10.87	0	12.76
2/7/2022 3:00	0	10.87	0	12.79
2/7/2022 1:00	0	10.87	0	12.88
2/6/2022 23:00	0	10.87	0	12.93
2/6/2022 21:00	0	10.87	0	13.03
2/6/2022 19:00	0	10.87	0	13.2
2/6/2022 17:00	0	10.88	0	13.36

Received	Pressure PSI	Temperature C	Elevation F	TL Battery V
2/6/2022 15:00	0	10.88	0	13.48
2/6/2022 13:00	0	10.88	0	13.56
2/6/2022 11:00	0	10.88	0	13.56
2/6/2022 9:00	0	10.87	0	13.67
2/6/2022 7:00	0	10.88	0	12.72
2/6/2022 5:00	0	10.87	0	12.72
2/6/2022 3:00	0	10.88	0	12.76
2/6/2022 1:00	0	10.88	0	12.79
2/5/2022 23:00	0	10.88	0	12.84
2/5/2022 21:00	0	10.87	0	12.88
2/5/2022 19:00	0	10.88	0	12.98
2/5/2022 17:00	0	10.88	0	13.34
2/5/2022 15:00	0	10.88	0	13.44
2/5/2022 13:00	0	10.88	0	13.51
2/5/2022 11:00	0	10.89	0	13.51
2/5/2022 9:00	0	10.88	0	13.53
2/5/2022 7:00	0	10.88	0	12.67
2/5/2022 5:00	0	10.88	0	12.67
2/5/2022 3:00	0	10.88	0	12.69
2/5/2022 1:00	0	10.88	0	12.74
2/4/2022 23:00	0	10.88	0	12.79
2/4/2022 21:00	0	10.89	0	12.86
2/4/2022 19:00	0	10.89	0	13.12
2/4/2022 17:00	0	10.89	0	13.29
2/4/2022 15:00	0	10.89	0	13.39
2/4/2022 13:00	0	10.89	0	13.46
2/4/2022 11:00	0	10.89	0	13.46
2/4/2022 9:00	0	10.89	0	13.24
2/4/2022 7:00	0	10.88	0	12.62
2/4/2022 5:00	0	10.89	0	12.62
2/4/2022 3:00	0	10.89	0	12.65
2/4/2022 1:00	0	10.89	0	12.69
2/3/2022 23:00	0	10.89	0	12.74
2/3/2022 21:00	0	10.89	0	12.84
2/3/2022 19:00	0	10.89	0	12.98
2/3/2022 17:00	0	10.9	0	13.24
2/3/2022 15:00	0	10.9	0	13.41
2/3/2022 13:00	0	10.89	0	13.48
2/3/2022 11:00	0	10.9	0	13.39
2/3/2022 9:00	0	10.89	0	13.15
2/3/2022 7:00	0	10.89	0	12.65
2/3/2022 5:00	0	10.89	0	12.69
2/3/2022 3:00	0	10.9	0	12.74
2/3/2022 1:00	0	10.9	0	12.79
2/2/2022 23:00	0	10.9	0	12.84
2/2/2022 21:00	0	10.89	0	12.93

Received	Pressure PSI	Temperature C	Elevation F	TL Battery V
2/2/2022 19:00	0	10.9	0	13.05
2/2/2022 17:00	0	10.9	0	13.24
2/2/2022 15:00	0	10.9	0	13.39
2/2/2022 13:00	0	10.91	0	13.48
2/2/2022 11:00	0	10.9	0	13.41
2/2/2022 9:00	0	10.91	0	13.15
2/2/2022 7:00	0	10.91	0	12.84
2/2/2022 5:00	0	10.9	0	12.86
2/2/2022 3:00	0	10.91	0	12.88
2/2/2022 1:00	0	10.9	0	12.93
2/1/2022 23:00	0	10.9	0	12.98
2/1/2022 21:00	0	10.91	0	13.03
2/1/2022 19:00	0	10.91	0	13.15
2/1/2022 17:00	0	10.91	0	13.39
2/1/2022 15:00	0	10.91	0	13.46
2/1/2022 13:00	0	10.91	0	13.56
2/1/2022 11:00	0	10.91	0	13.44
2/1/2022 9:00	0	10.91	0	13.12
2/1/2022 7:00	0	10.9	0	12.84
2/1/2022 5:00	0	10.91	0	12.88
2/1/2022 3:00	0	10.91	0	12.91
2/1/2022 1:00	0	10.91	0	12.96
1/31/2022 23:00	0	10.91	0	13
1/31/2022 21:00	0	10.91	0	13.08
1/31/2022 19:00	0	10.91	0	13.2
1/31/2022 17:00	0	10.91	0	13.39
1/31/2022 15:00	0	10.91	0	13.46
1/31/2022 13:00	0	10.92	0	13.48
1/31/2022 11:00	0	10.92	0	13.48
1/31/2022 9:00	0	10.92	0	13.96
1/31/2022 7:00	0	10.91	0	12.79
1/31/2022 5:00	0	10.91	0	12.81
1/31/2022 3:00	0	10.92	0	12.86
1/31/2022 1:00	0	10.92	0	12.91
1/30/2022 23:00	0	10.92	0	12.96
1/30/2022 21:00	0	10.92	0	13.03
1/30/2022 19:00	0	10.92	0	13.2
1/30/2022 17:00	0	10.92	0	13.36
1/30/2022 15:00	0	10.92	0	13.48
1/30/2022 13:00	0	10.92	0	13.56
1/30/2022 11:00	0	10.93	0	13.46
1/30/2022 9:00	0	10.92	0	12.98
1/30/2022 7:00	0	10.92	0	12.81
1/30/2022 5:00	0	10.92	0	12.84
1/30/2022 3:00	0	10.92	0	12.86
1/30/2022 1:00	0	10.92	0	12.88

Received	Pressure PSI	Temperature C	Elevation F	TL Battery V
1/29/2022 23:00	0	10.92	0	12.96
1/29/2022 21:00	0	10.93	0	13.03
1/29/2022 19:00	0	10.92	0	13.15
1/29/2022 17:00	0	10.93	0	13.36
1/29/2022 15:00	0	10.93	0	13.46
1/29/2022 13:00	0	10.93	0	13.48
1/29/2022 11:00	0	10.93	0	13.46
1/29/2022 9:00	0	10.93	0	13.96
1/29/2022 7:00	0	10.93	0	12.76
1/29/2022 5:00	0	10.93	0	12.79
1/29/2022 3:00	0	10.93	0	12.81
1/29/2022 1:00	0	10.93	0	12.86
1/28/2022 23:00	0	10.93	-0.01	12.93
1/28/2022 21:00	0	10.93	0	13.03
1/28/2022 19:00	0	10.93	0	13.15
1/28/2022 17:00	0	10.93	0	13.34
1/28/2022 15:00	0	10.93	0	13.41
1/28/2022 13:00	0	10.93	0	13.46
1/28/2022 11:00	0	10.93	0	13.39
1/28/2022 9:00	0	10.94	0	13.89
1/28/2022 7:00	0	10.93	0	12.74
1/28/2022 5:00	0	10.93	0	12.76
1/28/2022 3:00	0	10.94	0	12.81
1/28/2022 1:00	0	10.93	0	12.86
1/27/2022 23:00	0	10.94	0	12.93
1/27/2022 21:00	0	10.93	0	13.05
1/27/2022 19:00	0	10.94	0	13.2
1/27/2022 17:00	0	10.94	0	13.36
1/27/2022 15:00	0	10.94	0	13.46
1/27/2022 13:00	0	10.94	0	13.46
1/27/2022 11:00	0	10.94	0	13.39
1/27/2022 9:00	0	10.94	0	13.87
1/27/2022 7:00	0	10.94	0	12.74
1/27/2022 5:00	0	10.94	0	12.76
1/27/2022 3:00	0	10.94	0	12.81
1/27/2022 1:00	0	10.94	0	12.86
1/26/2022 23:00	0	10.94	0	12.91
1/26/2022 21:00	0	10.94	0	13
1/26/2022 19:00	0	10.94	0	13.15
1/26/2022 17:00	0	10.94	0	13.32
1/26/2022 15:00	0	10.95	0	13.46
1/26/2022 13:00	0	10.94	0	13.51
1/26/2022 11:00	0	10.95	0	13.41
1/26/2022 9:00	0	10.94	0	13.17
1/26/2022 7:00	0	10.94	0	12.81
1/26/2022 5:00	0	10.94	0	12.84

Received	Pressure PSI	Temperature C	Elevation F	TL Battery V
1/26/2022 3:00	0	10.94	0	12.86
1/26/2022 1:00	0	10.95	0	12.93
1/25/2022 23:00	0	10.94	0	12.98
1/25/2022 21:00	0	10.95	0	13.03
1/25/2022 19:00	0	10.95	0	13.15
1/25/2022 17:00	0	10.95	0	13.36
1/25/2022 15:00	0	10.95	0	13.44
1/25/2022 13:00	0	10.95	0	13.51
1/25/2022 11:00	0	10.95	0	13.48
1/25/2022 9:00	0	10.95	0	13.84
1/25/2022 7:00	0	10.95	0	12.79
1/25/2022 5:00	0	10.95	0	12.81
1/25/2022 3:00	0	10.95	0	12.84
1/25/2022 1:00	0	10.96	0	12.86
1/24/2022 23:00	0	10.95	0	12.91
1/24/2022 21:00	0	10.95	0	12.98
1/24/2022 19:00	0	10.96	0	13.15
1/24/2022 17:00	0	10.96	0	13.36
1/24/2022 15:00	0	10.95	0	13.44
1/24/2022 13:00	0	10.96	0	13.48
1/24/2022 11:00	0	10.96	0	13.48
1/24/2022 9:00	0	10.96	0	13.94
1/24/2022 7:00	0	10.96	0	12.79
1/24/2022 5:00	0	10.96	0	12.81
1/24/2022 3:00	0	10.96	0	12.86
1/24/2022 1:00	0	10.96	0	12.88
1/23/2022 23:00	0	10.96	0	12.96
1/23/2022 21:00	0	10.96	0	13.08
1/23/2022 19:00	0	10.96	0	13.17
1/23/2022 17:00	0	10.96	0	13.34
1/23/2022 15:00	0	10.97	0	13.44
1/23/2022 13:00	0	10.96	0	13.48
1/23/2022 11:00	0	10.97	0	13.46
1/23/2022 9:00	0	10.96	0	13.91
1/23/2022 7:00	0	10.96	0	12.79
1/23/2022 5:00	0	10.96	0	12.84
1/23/2022 3:00	0	10.96	0	12.86
1/23/2022 1:00	0	10.96	0	12.88
1/22/2022 23:00	0	10.97	0	12.96
1/22/2022 21:00	0	10.96	0	13.03
1/22/2022 19:00	0	10.97	0	13.15
1/22/2022 17:00	0	10.97	0	13.32
1/22/2022 15:00	0	10.97	0	13.41
1/22/2022 13:00	0	10.97	0	13.46
1/22/2022 11:00	0	10.97	0	13.48
1/22/2022 9:00	0	10.97	0	13.87

Received	Pressure PSI	Temperature C	Elevation F	TL Battery V
1/22/2022 7:00	0	10.97	0	12.84
1/22/2022 5:00	0	10.97	0	12.84
1/22/2022 3:00	0	10.97	0	12.88
1/22/2022 1:00	0	10.97	0	12.93
1/21/2022 23:00	0	10.97	0	12.98
1/21/2022 21:00	0	10.97	0	13.08
1/21/2022 19:00	0	10.97	0	13.2
1/21/2022 17:00	0	10.97	0	13.36
1/21/2022 15:00	0	10.98	0	13.41
1/21/2022 13:00	0	10.98	0	13.48
1/21/2022 11:00	0	10.97	0	13.51
1/21/2022 9:00	0	10.97	0	13.89
1/21/2022 7:00	0	10.97	0	12.79
1/21/2022 5:00	0	10.97	0	12.79
1/21/2022 3:00	0	10.97	0	12.84
1/21/2022 1:00	0	10.97	0	12.86
1/20/2022 23:00	0	10.97	0	12.93
1/20/2022 21:00	0	10.98	0	13.03
1/20/2022 19:00	0	10.98	0	13.12
1/20/2022 17:00	0	10.98	0	13.32
1/20/2022 15:00	0	10.98	0	13.39
1/20/2022 13:00	0	10.98	0	13.44
1/20/2022 11:00	0	10.98	0	13.51
1/20/2022 9:00	0	10.98	0	13.24
1/20/2022 7:00	0	10.98	0	12.79
1/20/2022 5:00	0	10.98	0	12.81
1/20/2022 3:00	0	10.98	0	12.86
1/20/2022 1:00	0	10.99	0	12.93
1/19/2022 23:00	0	10.98	0	12.98
1/19/2022 21:00	0	10.98	0	13.05
1/19/2022 19:00	0	10.98	0	13.12
1/19/2022 17:00	0	10.98	0	13.36
1/19/2022 15:00	0	10.98	0	13.46
1/19/2022 13:00	0	10.99	0	13.48
1/19/2022 11:00	0	10.98	0	13.63
1/19/2022 9:00	0	10.99	0	13.94
1/19/2022 7:00	0	10.99	0	12.86
1/19/2022 5:00	0	10.98	0	12.88
1/19/2022 3:00	0	10.98	0	12.91
1/19/2022 1:00	0	10.98	0	12.96
1/18/2022 23:00	0	10.99	0	12.98
1/18/2022 21:00	0	10.98	0	13.05
1/18/2022 19:00	0	10.98	0	13.2
1/18/2022 17:00	0	10.98	0	13.34
1/18/2022 15:00	0	10.99	0	13.44
1/18/2022 13:00	0	10.99	0	13.48

Received	Pressure PSI	Temperature C	Elevation F	TL Battery V
1/18/2022 11:00	0	10.99	0	13.6
1/18/2022 9:00	0	10.99	0	13.96
1/18/2022 7:00	0	10.99	0	12.86
1/18/2022 5:00	0	10.98	0	12.88
1/18/2022 3:00	0	10.99	0	12.93
1/18/2022 1:00	0	10.99	0	12.98
1/17/2022 23:00	0	10.99	0	13
1/17/2022 21:00	0	10.99	0	13.1
1/17/2022 19:00	0	10.99	0	13.2
1/17/2022 17:00	0	10.99	0	13.36
1/17/2022 15:00	0	10.99	0	13.48
1/17/2022 13:00	0	10.99	0	13.51
1/17/2022 11:00	0	10.99	0	13.51
1/17/2022 9:00	0	10.99	0	13.94
1/17/2022 7:00	0	10.99	0	12.84
1/17/2022 5:00	0	10.99	0	12.86
1/17/2022 3:00	0	10.99	0	12.91
1/17/2022 1:00	0	10.99	0	12.93
1/16/2022 23:00	0	10.99	0	13
1/16/2022 21:00	0	10.99	0	13.08
1/16/2022 19:00	0	11	0	13.17
1/16/2022 17:00	0	11	0	13.32
1/16/2022 15:00	0	11	0	13.44
1/16/2022 13:00	0	11	0	13.51
1/16/2022 11:00	0	11	0	13.46
1/16/2022 9:00	0	11	0	13.91
1/16/2022 7:00	0	11	0	12.79
1/16/2022 5:00	0	11	0	12.79
1/16/2022 3:00	0	11	0	12.81
1/16/2022 1:00	0	11	0	12.84
1/15/2022 23:00	0	11	0	12.86
1/15/2022 21:00	0	11	0	12.98
1/15/2022 19:00	0	11	0	13.15
1/15/2022 17:00	0	11	0	13.32
1/15/2022 15:00	0	11	0	13.41
1/15/2022 13:00	0	11	0	13.46
1/15/2022 11:00	0	11	0	13.39
1/15/2022 9:00	0	11	0	13.91
1/15/2022 7:00	0	11	0	12.81
1/15/2022 5:00	0	11	0	12.84
1/15/2022 3:00	0	11	0	12.88
1/15/2022 1:00	0	11	0	12.93
1/14/2022 23:00	0	11	0	13
1/14/2022 21:00	0	11	0	13.08
1/14/2022 19:00	0	11	0	13.12
1/14/2022 17:00	0	11.01	0	13.34

Received	Pressure PSI	Temperature C	Elevation F	TL Battery V
1/14/2022 15:00	0	11.01	0	13.46
1/14/2022 13:00	0	11.01	0	13.51
1/14/2022 11:00	0	11.01	0	13.46
1/14/2022 9:00	0	11.01	0	14.01
1/14/2022 7:00	0	11.01	0	12.88
1/14/2022 5:00	0	11.01	0	12.91
1/14/2022 3:00	0	11	0	12.93
1/14/2022 1:00	0	11.01	0	12.96
1/13/2022 23:00	0	11.01	0	13.03
1/13/2022 21:00	0	11.01	0	13.05
1/13/2022 19:00	0	11.01	0	13.15
1/13/2022 17:00	0	11.01	0	13.32
1/13/2022 15:00	0	11.01	0	13.46
1/13/2022 13:00	0	11.01	0	13.53
1/13/2022 11:00	0	11.01	0	13.48
1/13/2022 9:00	0	11.01	0	13.96
1/13/2022 7:00	0	11.01	0	12.84
1/13/2022 5:00	0	11.01	0	12.86
1/13/2022 3:00	0	11.01	0	12.86
1/13/2022 1:00	0	11.01	0	12.88
1/12/2022 23:00	0	11.01	0	12.91
1/12/2022 21:00	0	11.01	0	12.96
1/12/2022 19:00	0	11.02	0	13.08
1/12/2022 17:00	0	11.01	0	13.17
1/12/2022 15:00	0	11.02	0	13.46
1/12/2022 13:00	0	11.02	0	13.51
1/12/2022 11:00	0	11.02	0	13.51
1/12/2022 9:00	0	11.02	0	13.7
1/12/2022 7:00	0	11.01	0	12.81
1/12/2022 5:00	0	11.02	0	12.81
1/12/2022 3:00	0	11.01	0	12.84
1/12/2022 1:00	0	11.02	0	12.86
1/11/2022 23:00	0	11.01	0	12.88
1/11/2022 21:00	0	11.01	0	12.96
1/11/2022 19:00	0	11.02	0	13.03
1/11/2022 17:00	0	11.02	0	13.34
1/11/2022 15:00	0	11.02	0	13.44
1/11/2022 13:00	0	11.02	0	13.48
1/11/2022 11:00	0	11.02	0	13.46
1/11/2022 9:00	0	11.02	0	13.96
1/11/2022 7:00	0	11.02	0	12.79
1/11/2022 5:00	0	11.02	0	12.81
1/11/2022 3:00	0	11.02	0	12.84
1/11/2022 1:00	0	11.02	0	12.91
1/10/2022 23:00	0	11.02	0	12.96
1/10/2022 21:00	0	11.02	0	13.03

Received	Pressure PSI	Temperature C	Elevation F	TL Battery V
1/10/2022 19:00	0	11.02	0	13.12
1/10/2022 17:00	0	11.02	0	13.27
1/10/2022 15:00	0	11.03	0	13.41
1/10/2022 13:00	0	11.02	0	13.46
1/10/2022 11:00	0	11.02	0	13.44
1/10/2022 9:00	0	11.03	0	13.91
1/10/2022 7:00	0	11.02	0	12.79
1/10/2022 5:00	0	11.03	0	12.81
1/10/2022 3:00	0	11.02	0	12.84
1/10/2022 1:00	0	11.02	0	12.86
1/9/2022 23:00	0	11.02	0	12.88
1/9/2022 21:00	0	11.03	0	12.98
1/9/2022 19:00	0	11.03	0	13.1
1/9/2022 17:00	0	11.03	0	13.32
1/9/2022 15:00	0	11.03	0	13.41
1/9/2022 13:00	0	11.03	0	13.44
1/9/2022 11:00	0	11.03	0	13.41
1/9/2022 9:00	0	11.03	0	13.58
1/9/2022 7:00	0	11.03	0	12.91
1/9/2022 5:00	0	11.03	0	12.93
1/9/2022 3:00	0	11.03	0	12.96
1/9/2022 1:00	0	11.03	0	13
1/8/2022 23:00	0	11.03	0	13.05
1/8/2022 21:00	0	11.03	0	13.1
1/8/2022 19:00	0	11.03	0	13.2
1/8/2022 17:00	0	11.03	0	13.32
1/8/2022 15:00	0	11.03	0	13.44
1/8/2022 13:00	0	11.03	0	13.53
1/8/2022 11:00	0	11.04	0	13.51
1/8/2022 9:00	0	11.03	0	13.75
1/8/2022 7:00	0	11.03	0	12.91
1/8/2022 5:00	0	11.03	0	12.91
1/8/2022 3:00	0	11.03	0	12.91
1/8/2022 1:00	0	11.03	0	12.91
1/7/2022 23:00	0	11.03	0	12.93
1/7/2022 21:00	0	11.03	0	12.98
1/7/2022 19:00	0	11.03	0	13.03
1/7/2022 17:00	0	11.03	0	13.2
1/7/2022 15:00	0	11.04	0	13.44
1/7/2022 13:00	0	11.04	0	13.51
1/7/2022 11:00	0	11.04	0	13.48
1/7/2022 9:00	0	11.04	0	14.03
1/7/2022 7:00	0	11.03	0	12.86
1/7/2022 5:00	0	11.03	0	12.91
1/7/2022 3:00	0	11.04	0	12.93
1/7/2022 1:00	0	11.04	0	13

Received	Pressure PSI	Temperature C	Elevation F	TL Battery V
1/6/2022 23:00	0	11.04	0	13.05
1/6/2022 21:00	0	11.04	0	13.1
1/6/2022 19:00	0	11.04	0	13.17
1/6/2022 17:00	0	11.04	0	13.32
1/6/2022 15:00	0	11.04	0	13.44
1/6/2022 13:00	0	11.04	0	13.51
1/6/2022 11:00	0	11.04	0	13.48
1/6/2022 9:00	0	11.04	0	13.79
1/6/2022 7:00	0	11.04	0	12.86
1/6/2022 5:00	0	11.04	0	12.88
1/6/2022 3:00	0	11.04	0	12.91
1/6/2022 1:00	0	11.05	0	12.93
1/5/2022 23:00	0	11.04	0	13
1/5/2022 21:00	0	11.04	0	13.08
1/5/2022 19:00	0	11.04	0	13.15
1/5/2022 17:00	0	11.04	0	13.29
1/5/2022 15:00	0	11.04	0	13.41
1/5/2022 13:00	0	11.04	0	13.46
1/5/2022 11:00	0	11.04	0	13.44
1/5/2022 9:00	0	11.04	0	13.99
1/5/2022 7:00	0	11.04	0	12.79
1/5/2022 5:00	0	11.04	0	12.81
1/5/2022 3:00	0	11.04	0	12.86
1/5/2022 1:00	0	11.04	0	12.88
1/4/2022 23:00	0	11.04	0	12.96
1/4/2022 21:00	0	11.04	0	13.08
1/4/2022 19:00	0	11.04	0	13.15
1/4/2022 17:00	0	11.05	0	13.27
1/4/2022 15:00	0	11.04	0	13.41
1/4/2022 13:00	0	11.05	0	13.46
1/4/2022 11:00	0	11.05	0	13.46
1/4/2022 9:00	0	11.05	0	13.94
1/4/2022 7:00	0	11.04	0	12.76
1/4/2022 5:00	0	11.04	0	12.79
1/4/2022 3:00	0	11.04	0	12.81
1/4/2022 1:00	0	11.05	0	12.86
1/3/2022 23:00	0	11.05	0	12.91
1/3/2022 21:00	0	11.04	0	13
1/3/2022 19:00	0	11.04	0	13.12
1/3/2022 17:00	0	11.05	0	13.29
1/3/2022 15:00	0	11.05	0	13.39
1/3/2022 13:00	0	11.05	0	13.46
1/3/2022 11:00	0	11.05	0	13.41
1/3/2022 9:00	0	11.05	0	13.94
1/3/2022 7:00	0	11.04	0	12.72
1/3/2022 5:00	0	11.05	0	12.72

Received	Pressure PSI	Temperature C	Elevation F	TL Battery V
1/3/2022 3:00	0	11.05	0	12.74
1/3/2022 1:00	0	11.05	0	12.79
1/2/2022 23:00	0	11.05	0	12.86
1/2/2022 21:00	0	11.05	0	12.93
1/2/2022 19:00	0	11.05	0	13.05
1/2/2022 17:00	0	11.05	0	13.24
1/2/2022 15:00	0	11.05	0	13.32
1/2/2022 13:00	0	11.05	0	13.36
1/2/2022 11:00	0	11.05	0	13.29
1/2/2022 9:00	0	11.05	0	13.53
1/2/2022 7:00	0	11.05	0	12.65
1/2/2022 5:00	0	11.05	0	12.67
1/2/2022 3:00	0	11.05	0	12.69
1/2/2022 1:00	0	11.05	0	12.76
1/1/2022 23:00	0	11.05	0	12.84
1/1/2022 21:00	0	11.05	0	12.96
1/1/2022 19:00	0	11.06	0	13.05
1/1/2022 17:00	0	11.05	0	13.22
1/1/2022 15:00	0	11.05	0	13.32
1/1/2022 13:00	0	11.05	0	13.34
1/1/2022 11:00	0	11.05	0	13.27
1/1/2022 9:00	0	11.05	0	13.03
1/1/2022 7:00	0	11.05	0	12.84
1/1/2022 5:00	0	11.05	0	12.84
1/1/2022 3:00	0	11.05	0	12.86
1/1/2022 1:00	0	11.05	0	12.88
12/31/2021 23:00	0	11.05	0	12.91
12/31/2021 21:00	0	11.05	0	12.96
12/31/2021 19:00	0	11.05	0	13.03
12/31/2021 17:00	0	11.05	0	13.15
12/31/2021 15:00	0	11.05	0	13.32
12/31/2021 13:00	0	11.05	-0.01	13.36
12/31/2021 11:00	0	11.06	0	13.29
12/31/2021 9:00	0	11.06	0	13
12/31/2021 7:00	0	11.05	0	12.86
12/31/2021 5:00	0	11.05	0	12.86
12/31/2021 3:00	0	11.05	0	12.86
12/31/2021 1:00	0	11.06	0	12.91
12/30/2021 23:00	0	11.06	0	12.96
12/30/2021 21:00	0	11.06	0	13
12/30/2021 19:00	0	11.05	0	13.12
12/30/2021 17:00	0	11.06	0	13.29
12/30/2021 15:00	0	11.06	0	13.39
12/30/2021 13:00	0	11.06	0	13.41
12/30/2021 11:00	0	11.06	0	13.44
12/30/2021 9:00	0	11.06	0	13.2

Received	Pressure PSI	Temperature C	Elevation F	TL Battery V
12/30/2021 7:00	0	11.06	0	12.84
12/30/2021 5:00	0	11.06	0	12.84
12/30/2021 3:00	0	11.06	0	12.86
12/30/2021 1:00	0	11.06	0	12.88
12/29/2021 23:00	0	11.06	0	12.93
12/29/2021 21:00	0	11.06	0	12.98
12/29/2021 19:00	0	11.06	0	13.08
12/29/2021 17:00	0	11.06	0	13.27
12/29/2021 15:00	0	11.06	0	13.39
12/29/2021 13:00	0	11.06	0	13.44
12/29/2021 11:00	0	11.06	0	13.46
12/29/2021 9:00	0	11.06	0	13.56
12/29/2021 7:00	0	11.06	0	12.84
12/29/2021 5:00	0	11.06	0	12.84
12/29/2021 3:00	0	11.06	0	12.86
12/29/2021 1:00	0	11.06	0	12.88
12/28/2021 23:00	0	11.06	0	12.91
12/28/2021 21:00	0	11.06	0	12.96
12/28/2021 19:00	0	11.06	0	13.03
12/28/2021 17:00	0	11.06	0	13.17
12/28/2021 15:00	0	11.06	0	13.32
12/28/2021 13:00	0	11.06	0	13.36
12/28/2021 11:00	0	11.06	0	13.41
12/28/2021 9:00	0	11.06	0	13.12
12/28/2021 7:00	0	11.06	0	12.84
12/28/2021 5:00	0	11.07	0	12.86
12/28/2021 3:00	0	11.06	0	12.88
12/28/2021 1:00	0	11.06	0	12.91
12/27/2021 23:00	0	11.06	0	12.96
12/27/2021 21:00	0	11.06	0	13
12/27/2021 19:00	0	11.06	0	13.08
12/27/2021 17:00	0	11.07	0	13.2
12/27/2021 15:00	0	11.06	0	13.36
12/27/2021 13:00	0	11.07	0	13.41
12/27/2021 11:00	0	11.07	0	13.39
12/27/2021 9:00	0	11.07	0	13.41
12/27/2021 7:00	0	11.07	0	12.81
12/27/2021 5:00	0	11.06	0	12.84
12/27/2021 3:00	0	11.06	0	12.86
12/27/2021 1:00	0	11.07	0	12.88
12/26/2021 23:00	0	11.06	0	13
12/26/2021 21:00	0	11.07	0	13.05
12/26/2021 19:00	0	11.06	0	13.12
12/26/2021 17:00	0	11.07	0	13.24
12/26/2021 15:00	0	11.07	0	13.41
12/26/2021 13:00	0	11.07	0	13.44

Received	Pressure PSI	Temperature C	Elevation F	TL Battery V
12/26/2021 11:00	0	11.07	0	13.58
12/26/2021 9:00	0	11.07	0	13.05
12/26/2021 7:00	0	11.07	0	12.88
12/26/2021 5:00	0	11.07	0	12.91
12/26/2021 3:00	0	11.07	0	12.91
12/26/2021 1:00	0	11.07	0	12.91
12/25/2021 23:00	0	11.07	0	12.93
12/25/2021 21:00	0	11.07	0	12.96
12/25/2021 19:00	0	11.07	0	13.05
12/25/2021 17:00	0	11.07	0	13.24
12/25/2021 15:00	0	11.07	0	13.39
12/25/2021 13:00	0	11.07	0	13.39
12/25/2021 11:00	0	11.07	0	13.36
12/25/2021 9:00	0	11.07	0	12.93
12/25/2021 7:00	0	11.07	0	12.84
12/25/2021 5:00	0	11.07	0	12.86
12/25/2021 3:00	0	11.07	0	12.86
12/25/2021 1:00	0	11.07	0	12.86
12/24/2021 23:00	0	11.07	0	12.86
12/24/2021 21:00	0	11.07	0	12.86
12/24/2021 19:00	0	11.07	0	12.86
12/24/2021 17:00	0	11.07	0	12.88
12/24/2021 15:00	0	11.07	0	13.05
12/24/2021 13:00	0	11.07	0	13.03
12/24/2021 11:00	0	11.07	0	13
12/24/2021 9:00	0	11.07	0	12.93
12/24/2021 7:00	0	11.07	0	12.88
12/24/2021 5:00	0	11.07	0	12.93
12/24/2021 3:00	0	11.07	0	12.93
12/24/2021 1:00	0	11.07	-0.01	12.98
12/23/2021 23:00	0	11.07	0	13
12/23/2021 21:00	0	11.07	0	13.05
12/23/2021 19:00	0	11.07	0	13.12
12/23/2021 17:00	0	11.07	0	13.24
12/23/2021 15:00	0	11.08	0	13.41
12/23/2021 13:00	0	11.07	0	13.48
12/23/2021 11:00	0	11.07	0	13.46
12/23/2021 9:00	0	11.07	0	13.24
12/23/2021 7:00	0	11.07	0	12.81
12/23/2021 5:00	0	11.07	0	12.81
12/23/2021 3:00	0	11.07	0	12.81
12/23/2021 1:00	0	11.07	0	12.84
12/22/2021 23:00	0	11.07	0	12.88
12/22/2021 21:00	0	11.07	0	12.93
12/22/2021 19:00	0	11.07	0	13.03
12/22/2021 17:00	0	11.08	0	13.29

Received	Pressure PSI	Temperature C	Elevation F	TL Battery V
12/22/2021 15:00	0	11.08	0	13.44
12/22/2021 13:00	0	11.08	0	13.48
12/22/2021 11:00	0	11.08	0	13.65
12/22/2021 9:00	0	11.07	0	13.65
12/22/2021 7:00	0	11.07	0	12.76
12/22/2021 5:00	0	11.07	0	12.79
12/22/2021 3:00	0	11.07	0	12.79
12/22/2021 1:00	0	11.07	0	12.86
12/21/2021 23:00	0	11.07	0	12.91
12/21/2021 21:00	0	11.07	0	12.98
12/21/2021 19:00	0	11.07	0	13.15
12/21/2021 17:00	0	11.07	0	13.29
12/21/2021 15:00	0	11.07	0	13.44
12/21/2021 13:00	0	11.07	0	13.46
12/21/2021 11:00	0	11.07	0	13.65
12/21/2021 9:00	0	11.07	0	13.53
12/21/2021 7:00	0	11.07	0	12.79
12/21/2021 5:00	0	11.07	0	12.81
12/21/2021 3:00	0	11.07	0	12.86
12/21/2021 1:00	0	11.07	0	12.88
12/20/2021 23:00	0	11.07	0	12.96
12/20/2021 21:00	0	11.07	0	13.03
12/20/2021 19:00	0	11.07	0	13.12
12/20/2021 17:00	0	11.08	0	13.27
12/20/2021 15:00	0	11.08	0	13.41
12/20/2021 13:00	0	11.08	0	13.46
12/20/2021 11:00	0	11.08	0	13.65
12/20/2021 9:00	0	11.08	0	13.7
12/20/2021 7:00	0	11.07	0	12.76
12/20/2021 5:00	0	11.07	0	12.76
12/20/2021 3:00	0	11.07	0	12.76
12/20/2021 1:00	0	11.08	0	12.79
12/19/2021 23:00	0	11.07	0	12.81
12/19/2021 21:00	0	11.08	0	12.91
12/19/2021 19:00	0	11.07	0	13.08
12/19/2021 17:00	0	11.08	0	13.24
12/19/2021 15:00	0	11.07	0	13.39
12/19/2021 13:00	0	11.08	0	13.41
12/19/2021 11:00	0	11.08	0	13.63
12/19/2021 9:00	0	11.08	0	13.6
12/19/2021 7:00	0	11.07	0	12.67
12/19/2021 5:00	0	11.08	0	12.69
12/19/2021 3:00	0	11.08	0	12.72
12/19/2021 1:00	0	11.07	0	12.74
12/18/2021 23:00	0	11.08	0	12.79
12/18/2021 21:00	0	11.08	0	12.88

Received	Pressure PSI	Temperature C	Elevation F	TL Battery V
12/18/2021 19:00	0	11.08	0	13.05
12/18/2021 17:00	0	11.08	0	13.2
12/18/2021 15:00	0	11.08	0	13.34
12/18/2021 13:00	0	11.08	0	13.39
12/18/2021 11:00	0	11.08	0	13.63
12/18/2021 9:00	0	11.08	0	13.56
12/18/2021 7:00	0	11.08	0	12.69
12/18/2021 5:00	0	11.07	0	12.72
12/18/2021 3:00	0	11.08	0	12.76
12/18/2021 1:00	0	11.08	0	12.81
12/17/2021 23:00	0	11.08	-0.01	12.88
12/17/2021 21:00	0	11.08	0	13
12/17/2021 19:00	0	11.08	0	13.12
12/17/2021 17:00	0	11.08	0	13.29
12/17/2021 15:00	0	11.08	0	13.39
12/17/2021 13:00	0	11.08	0	13.44
12/17/2021 11:00	0	11.08	0	13.67
12/17/2021 9:00	0	11.08	0	13.72
12/17/2021 7:00	0	11.07	0	12.76
12/17/2021 5:00	0	11.07	0	12.79
12/17/2021 3:00	0	11.07	0	12.84
12/17/2021 1:00	0	11.08	0	12.84
12/16/2021 23:00	0	11.07	0	12.86
12/16/2021 21:00	0	11.08	0	12.88
12/16/2021 19:00	0	11.08	0	13
12/16/2021 17:00	0	11.08	0	13.27
12/16/2021 15:00	0	11.08	0	13.39
12/16/2021 13:00	0	11.08	0	13.41
12/16/2021 11:00	0	11.08	0	13.58
12/16/2021 9:00	0	11.08	0	13.7
12/16/2021 7:00	0	11.07	0	12.69
12/16/2021 5:00	0	11.08	0	12.72
12/16/2021 3:00	0	11.08	0	12.76
12/16/2021 1:00	0	11.08	0	12.81
12/15/2021 23:00	0	11.07	0	12.88
12/15/2021 21:00	0	11.08	0	13
12/15/2021 19:00	0	11.08	0	13.1
12/15/2021 17:00	0	11.08	0	13.27
12/15/2021 15:00	0	11.08	0	13.36
12/15/2021 13:00	0	11.08	0	13.39
12/15/2021 11:00	0	11.08	0	13.53
12/15/2021 9:00	0	11.08	0	13.7
12/15/2021 7:00	0	11.07	0	12.86
12/15/2021 5:00	0	11.07	0	12.88
12/15/2021 3:00	0	11.08	0	12.91
12/15/2021 1:00	0	11.08	0	12.96

Received	Pressure PSI	Temperature C	Elevation F	TL Battery V
12/14/2021 23:00	0	11.08	0	13
12/14/2021 21:00	0	11.08	0	13.05
12/14/2021 19:00	0	11.08	0	13.12
12/14/2021 17:00	0	11.08	0	13.29
12/14/2021 15:00	0	11.07	0	13.46
12/14/2021 13:00	0	11.08	0	13.53
12/14/2021 11:00	0	11.08	0	13.51
12/14/2021 9:00	0	11.08	0	13.05
12/14/2021 7:00	0	11.08	0	12.81
12/14/2021 5:00	0	11.08	0	12.81
12/14/2021 3:00	0	11.08	0	12.86
12/14/2021 1:00	0	11.08	0	12.91
12/13/2021 23:00	0	11.08	0	12.98
12/13/2021 21:00	0	11.08	0	13.03
12/13/2021 19:00	0	11.08	0	13.12
12/13/2021 17:00	0	11.08	0	13.29
12/13/2021 15:00	0	11.08	0	13.44
12/13/2021 13:00	0	11.08	0	13.48
12/13/2021 11:00	0	11.07	0	13.58
12/13/2021 9:00	0	11.09	0	13.75
12/13/2021 7:00	0	11.07	0	12.74
12/13/2021 5:00	0	11.08	0	12.74
12/13/2021 3:00	0	11.08	0	12.76
12/13/2021 1:00	0	11.08	0	12.79
12/12/2021 23:00	0	11.08	0	12.84
12/12/2021 21:00	0	11.08	0	12.96
12/12/2021 19:00	0	11.08	0	13.05
12/12/2021 17:00	0	11.07	0	13.27
12/12/2021 15:00	0	11.08	0	13.41
12/12/2021 13:00	0	11.08	0	13.44
12/12/2021 11:00	0	11.08	0	13.51
12/12/2021 9:00	0	11.08	0	13.65
12/12/2021 7:00	0	11.08	0	12.72
12/12/2021 5:00	0	11.07	0	12.72
12/12/2021 3:00	0	11.07	0	12.72
12/12/2021 1:00	0	11.08	0	12.76
12/11/2021 23:00	0	11.08	0	12.84
12/11/2021 21:00	0	11.08	0	12.93
12/11/2021 19:00	0	11.08	0	13.05
12/11/2021 17:00	0	11.08	0	13.22
12/11/2021 15:00	0	11.08	0	13.34
12/11/2021 13:00	0	11.08	0	13.36
12/11/2021 11:00	0	11.08	0	13.41
12/11/2021 9:00	0	11.08	0	13.41
12/11/2021 7:00	0	11.07	0	12.65
12/11/2021 5:00	0	11.07	0	12.67

Received	Pressure PSI	Temperature C	Elevation F	TL Battery V
12/11/2021 3:00	0	11.08	0	12.72
12/11/2021 1:00	0	11.08	0	12.79
12/10/2021 23:00	0	11.07	0	12.86
12/10/2021 21:00	0	11.08	0	12.98
12/10/2021 19:00	0	11.08	-0.01	13.1
12/10/2021 17:00	0	11.08	0	13.27
12/10/2021 15:00	0	11.08	0	13.39
12/10/2021 13:00	0	11.07	0	13.44
12/10/2021 11:00	0	11.08	0	13.44
12/10/2021 9:00	0	11.08	0	13.15
12/10/2021 7:00	0	11.08	0	12.84
12/10/2021 5:00	0	11.07	0	12.86
12/10/2021 3:00	0	11.07	0	12.91
12/10/2021 1:00	0	11.08	0	12.93
12/9/2021 23:00	0	11.08	0	12.98
12/9/2021 21:00	0	11.07	0	13.05
12/9/2021 19:00	0	11.08	0	13.15
12/9/2021 17:00	0	11.08	0	13.29
12/9/2021 15:00	0	11.08	0	13.44
12/9/2021 13:00	0	11.08	0	13.48
12/9/2021 11:00	0	11.08	0	13.46
12/9/2021 9:00	0	11.08	0	13.48
12/9/2021 7:00	0	11.08	0	12.84
12/9/2021 5:00	0	11.08	0	12.84
12/9/2021 3:00	0	11.08	0	12.86
12/9/2021 1:00	0	11.08	0	12.91
12/8/2021 23:00	0	11.07	0	13
12/8/2021 21:00	0	11.07	0	13.05
12/8/2021 19:00	0	11.08	0	13.17
12/8/2021 17:00	0	11.08	0	13.34
12/8/2021 15:00	0	11.08	0	13.46
12/8/2021 13:00	0	11.08	0	13.48
12/8/2021 11:00	0	11.08	0	13.51
12/8/2021 9:00	0	11.08	0	13.48
12/8/2021 7:00	0	11.07	0	12.79
12/8/2021 5:00	0	11.07	0	12.76
12/8/2021 3:00	0	11.07	0	12.84
12/8/2021 1:00	0	11.07	0	12.88
12/7/2021 23:00	0	11.07	0	12.96
12/7/2021 21:00	0	11.07	0	13.03
12/7/2021 19:00	0	11.08	0	13.17
12/7/2021 17:00	0	11.07	0	13.32
12/7/2021 15:00	0	11.07	0	13.46
12/7/2021 13:00	0	11.08	0	13.51
12/7/2021 11:00	0	11.08	0	13.51
12/7/2021 9:00	0	11.08	0	13.53

Received	Pressure PSI	Temperature C	Elevation F	TL Battery V
12/7/2021 7:00	0	11.07	0	12.84
12/7/2021 5:00	0	11.07	0	12.86
12/7/2021 3:00	0	11.07	0	12.88
12/7/2021 1:00	0	11.07	0	12.91
12/6/2021 23:00	0	11.07	0	12.96
12/6/2021 21:00	0	11.07	0	13.05
12/6/2021 19:00	0	11.07	0	13.15
12/6/2021 17:00	0	11.07	0	13.34
12/6/2021 15:00	0	11.07	0	13.44
12/6/2021 13:00	0	11.07	0	13.44
12/6/2021 11:00	0	11.08	0	13.44
12/6/2021 9:00	0	11.07	0	13.65
12/6/2021 7:00	0	11.07	0	12.76
12/6/2021 5:00	0	11.07	-0.01	12.79
12/6/2021 3:00	0	11.07	0	12.81
12/6/2021 1:00	0	11.07	-0.01	12.93
12/5/2021 23:00	0	11.07	0	12.98
12/5/2021 21:00	0	11.07	0	13.05
12/5/2021 19:00	0	11.07	0	13.17
12/5/2021 17:00	0	11.07	0	13.32
12/5/2021 15:00	0	11.07	0	13.46
12/5/2021 13:00	0	11.07	0	13.48
12/5/2021 11:00	0	11.07	0	13.51
12/5/2021 9:00	0	11.07	0	13.75
12/5/2021 7:00	0	11.07	0	12.84
12/5/2021 5:00	0	11.07	0	12.86
12/5/2021 3:00	0	11.07	0	12.88
12/5/2021 1:00	0	11.07	0	12.98
12/4/2021 23:00	0	11.07	0	13.03
12/4/2021 21:00	0	11.07	0	13.1
12/4/2021 19:00	0	11.07	0	13.2
12/4/2021 17:00	0	11.07	0	13.32
12/4/2021 15:00	0	11.07	0	13.46
12/4/2021 13:00	0	11.07	0	13.51
12/4/2021 11:00	0	11.07	0	13.51
12/4/2021 9:00	0	11.07	0	13.72
12/4/2021 7:00	0	11.07	0	12.81
12/4/2021 5:00	0	11.07	0	12.86
12/4/2021 3:00	0	11.07	0	12.91
12/4/2021 1:00	0	11.07	0	12.96
12/3/2021 23:00	0	11.07	0	13
12/3/2021 21:00	0	11.07	0	13.08
12/3/2021 19:00	0	11.07	0	13.15
12/3/2021 17:00	0	11.07	0	13.32
12/3/2021 15:00	0	11.07	0	13.46
12/3/2021 13:00	0	11.07	0	13.51

Received	Pressure PSI	Temperature C	Elevation F	TL Battery V
12/3/2021 11:00	0	11.07	0	13.51
12/3/2021 9:00	0	11.07	0	13.77
12/3/2021 7:00	0	11.06	0	12.81
12/3/2021 5:00	0	11.06	0	12.84
12/3/2021 3:00	0	11.06	0	12.86
12/3/2021 1:00	0	11.07	0	12.93
12/2/2021 23:00	0	11.07	0	12.98
12/2/2021 21:00	0	11.07	-0.01	13.03
12/2/2021 19:00	0	11.07	0	13.12
12/2/2021 17:00	0	11.07	0	13.29
12/2/2021 15:00	0	11.07	0	13.46
12/2/2021 13:00	0	11.07	0	13.51
12/2/2021 11:00	0	11.07	0	13.51
12/2/2021 9:00	0	11.07	0	13.67
12/2/2021 7:00	0	11.06	0	12.84
12/2/2021 5:00	0	11.06	0	12.84
12/2/2021 3:00	0	11.06	0	12.86
12/2/2021 1:00	0	11.06	0	12.91
12/1/2021 23:00	0	11.06	0	12.96
12/1/2021 21:00	0	11.06	0	13
12/1/2021 19:00	0	11.07	-0.01	13.08
12/1/2021 17:00	0	11.07	0	13.29
12/1/2021 15:00	0	11.07	0	13.48
12/1/2021 13:00	0	11.07	0	13.53
12/1/2021 11:00	0	11.07	0	13.53
12/1/2021 9:00	0	11.07	0	13.67
12/1/2021 7:00	0	11.07	0	12.86
12/1/2021 5:00	0	11.06	0	12.91
12/1/2021 3:00	0	11.06	0	12.93
12/1/2021 1:00	0	11.06	0	12.98
11/30/2021 23:00	0	11.06	0	13.03
11/30/2021 21:00	0	11.06	0	13.08
11/30/2021 19:00	0	11.06	0	13.15
11/30/2021 17:00	0	11.06	0	13.32
11/30/2021 15:00	0	11.06	0	13.48
11/30/2021 13:00	0	11.07	0	13.53
11/30/2021 11:00	0	11.06	0	13.53
11/30/2021 9:00	0	11.06	0	13.67
11/30/2021 7:00	0	11.06	0	12.81
11/30/2021 5:00	0	11.06	0	12.81
11/30/2021 3:00	0	11.06	0	12.84
11/30/2021 1:00	0	11.06	0	12.88
11/29/2021 23:00	0	11.06	0	12.96
11/29/2021 21:00	0	11.06	0	13.03
11/29/2021 19:00	0	11.06	0	13.1
11/29/2021 17:00	0	11.06	0	13.22

Received	Pressure PSI	Temperature C	Elevation F	TL Battery V
11/29/2021 15:00	0	11.06	0	13.48
11/29/2021 13:00	0	11.06	0	13.51
11/29/2021 11:00	0	11.06	0	13.51
11/29/2021 9:00	0	11.06	0	13.65
11/29/2021 7:00	0	11.06	0	12.81
11/29/2021 5:00	0	11.06	0	12.81
11/29/2021 3:00	0	11.06	0	12.86
11/29/2021 1:00	0	11.06	0	12.88
11/28/2021 23:00	0	11.06	0	12.93
11/28/2021 21:00	0	11.06	0	13.03
11/28/2021 19:00	0	11.06	0	13.1
11/28/2021 17:00	0	11.06	0	13.29
11/28/2021 15:00	0	11.06	0	13.46
11/28/2021 13:00	0	11.06	0	13.48
11/28/2021 11:00	0	11.06	0	13.48
11/28/2021 9:00	0	11.06	0	13.58
11/28/2021 7:00	0	11.06	0	12.81
11/28/2021 5:00	0	11.05	0	12.86
11/28/2021 3:00	0	11.05	0	12.91
11/28/2021 1:00	0	11.05	0	12.96
11/27/2021 23:00	0	11.06	0	13
11/27/2021 21:00	0	11.05	0	13.05
11/27/2021 19:00	0	11.06	0	13.15
11/27/2021 17:00	0	11.06	-0.01	13.32
11/27/2021 15:00	0	11.05	0	13.46
11/27/2021 13:00	0	11.05	0	13.51
11/27/2021 11:00	0	11.06	0	13.48
11/27/2021 9:00	0	11.06	0	13.63
11/27/2021 7:00	0	11.05	0	12.79
11/27/2021 5:00	0	11.05	0	12.81
11/27/2021 3:00	0	11.05	0	12.84
11/27/2021 1:00	0	11.05	0	12.91
11/26/2021 23:00	0	11.05	0	12.96
11/26/2021 21:00	0	11.05	0	13.03
11/26/2021 19:00	0	11.05	0	13.15
11/26/2021 17:00	0	11.05	0	13.27
11/26/2021 15:00	0	11.06	0	13.44
11/26/2021 13:00	0	11.05	0	13.46
11/26/2021 11:00	0	11.05	0	13.46
11/26/2021 9:00	0	11.05	0	13.6
11/26/2021 7:00	0	11.05	0	12.74
11/26/2021 5:00	0	11.05	0	12.74
11/26/2021 3:00	0	11.05	0	12.76
11/26/2021 1:00	0	11.05	0	12.81
11/25/2021 23:00	0	11.05	0	12.88
11/25/2021 21:00	0	11.05	0	12.96

Received	Pressure PSI	Temperature C	Elevation F	TL Battery V
11/25/2021 19:00	0	11.05	0	13.1
11/25/2021 17:00	0	11.05	0	13.29
11/25/2021 15:00	0	11.05	0	13.41
11/25/2021 13:00	0	11.05	0	13.44
11/25/2021 11:00	0	11.05	0	13.41
11/25/2021 9:00	0	11.05	0	13.56
11/25/2021 7:00	0	11.05	0	12.79
11/25/2021 5:00	0	11.05	-0.01	12.79
11/25/2021 3:00	0	11.05	0	12.84
11/25/2021 1:00	0	11.05	0	12.88
11/24/2021 23:00	0	11.05	0	12.93
11/24/2021 21:00	0	11.05	0	13.05
11/24/2021 19:00	0	11.05	0	13.17
11/24/2021 17:00	0	11.05	0	13.32
11/24/2021 15:00	0	11.05	0	13.46
11/24/2021 13:00	0	11.05	0	13.48
11/24/2021 11:00	0	11.05	0	13.53
11/24/2021 9:00	0	11.04	0	13.17
11/24/2021 7:00	0	11.04	0	12.84
11/24/2021 5:00	0	11.04	0	12.88
11/24/2021 3:00	0	11.04	0	12.91
11/24/2021 1:00	0	11.04	0	12.96
11/23/2021 23:00	0	11.04	0	13
11/23/2021 21:00	0	11.04	0	13.08
11/23/2021 19:00	0	11.04	0	13.17
11/23/2021 17:00	0	11.04	0	13.29
11/23/2021 15:00	0	11.04	0	13.46
11/23/2021 13:00	0	11.05	0	13.56
11/23/2021 11:00	0	11.04	0	13.51
11/23/2021 9:00	0	11.04	0	13.58
11/23/2021 7:00	0	11.04	0	12.81
11/23/2021 5:00	0	11.04	0	12.84
11/23/2021 3:00	0	11.04	0	12.86
11/23/2021 1:00	0	11.04	0	12.91
11/22/2021 23:00	0	11.04	0	12.98
11/22/2021 21:00	0	11.04	0	13.03
11/22/2021 19:00	0	11.04	0	13.1
11/22/2021 17:00	0	11.04	0	13.34
11/22/2021 15:00	0	11.04	0	13.48
11/22/2021 13:00	0	11.04	0	13.51
11/22/2021 11:00	0	11.04	0	13.51
11/22/2021 9:00	0	11.04	0	13.6
11/22/2021 7:00	0	11.04	0	12.76
11/22/2021 5:00	0	11.04	0	12.79
11/22/2021 3:00	0	11.04	0	12.84
11/22/2021 1:00	0	11.04	0	12.88

Received	Pressure PSI	Temperature C	Elevation F	TL Battery V
11/21/2021 23:00	0	11.04	0	12.96
11/21/2021 21:00	0	11.04	0	13.03
11/21/2021 19:00	0	11.04	0	13.17
11/21/2021 17:00	0	11.04	0	13.32
11/21/2021 15:00	0	11.04	0	13.44
11/21/2021 13:00	0	11.04	-0.01	13.46
11/21/2021 11:00	0	11.04	0	13.48
11/21/2021 9:00	0	11.04	0	13.63
11/21/2021 7:00	0	11.03	0	12.88
11/21/2021 5:00	0	11.03	0	12.93
11/21/2021 3:00	0	11.03	0	12.98
11/21/2021 1:00	0	11.03	0	13
11/20/2021 23:00	0	11.04	0	13.03
11/20/2021 21:00	0	11.03	0	13.1
11/20/2021 19:00	0	11.03	0	13.22
11/20/2021 17:00	0	11.03	0	13.39
11/20/2021 15:00	0	11.04	0	13.51
11/20/2021 13:00	0	11.03	0	13.53
11/20/2021 11:00	0	11.03	0	13.51
11/20/2021 9:00	0	11.03	0	13.63
11/20/2021 7:00	0	11.02	0	12.79
11/20/2021 5:00	0	11.02	0	12.81
11/20/2021 3:00	0	11.03	0	12.88
11/20/2021 1:00	0	11.03	0	12.96
11/19/2021 23:00	0	11.03	0	13
11/19/2021 21:00	0	11.03	-0.01	13.08
11/19/2021 19:00	0	11.03	0	13.15
11/19/2021 17:00	0	11.03	0	13.36
11/19/2021 15:00	0	11.03	0	13.48
11/19/2021 13:00	0	11.03	-0.01	13.48
11/19/2021 11:00	0	11.03	0	13.51
11/19/2021 9:00	0	11.03	0	13.65
11/19/2021 7:00	0	11.02	0	12.74
11/19/2021 5:00	0	11.02	0	12.74
11/19/2021 3:00	0	11.02	0	12.76
11/19/2021 1:00	0	11.02	0	12.79
11/18/2021 23:00	0	11.02	0	12.81
11/18/2021 21:00	0	11.02	0	12.88
11/18/2021 19:00	0	11.02	0	13.1
11/18/2021 17:00	0	11.02	0	13.32
11/18/2021 15:00	0	11.02	0	13.41
11/18/2021 13:00	0	11.02	0	13.44
11/18/2021 11:00	0	11.02	0	13.44
11/18/2021 9:00	0	11.02	0	13.53
11/18/2021 7:00	0	11.02	0	12.74
11/18/2021 5:00	0	11.02	0	12.76

Received	Pressure PSI	Temperature C	Elevation F	TL Battery V
11/18/2021 3:00	0	11.02	0	12.81
11/18/2021 1:00	0	11.02	0	12.88
11/17/2021 23:00	0	11.02	0	12.98
11/17/2021 21:00	0	11.02	-0.01	13.03
11/17/2021 19:00	0	11.02	0	13.12
11/17/2021 17:00	0	11.02	0	13.36
11/17/2021 15:00	0	11.02	0	13.48
11/17/2021 13:00	0	11.02	0	13.53
11/17/2021 11:00	0	11.02	0	13.53
11/17/2021 9:00	0	11.02	0	13.67
11/17/2021 7:00	0	11.01	-0.01	12.86
11/17/2021 5:00	0	11.02	0	12.91
11/17/2021 3:00	0	11.02	-0.01	12.93
11/17/2021 1:00	0	11.02	0	12.98
11/16/2021 23:00	0	11.01	0	13.03
11/16/2021 21:00	0	11.02	0	13.1
11/16/2021 19:00	0	11.02	0	13.22
11/16/2021 17:00	0	11.02	0	13.41
11/16/2021 15:00	0	11.02	0	13.56
11/16/2021 13:00	0	11.01	0	13.58
11/16/2021 11:00	0	11.01	0	13.56
11/16/2021 9:00	0	11.01	0	13.39
11/16/2021 7:00	0	11.01	0	12.86
11/16/2021 5:00	0	11.01	0	12.86
11/16/2021 3:00	0	11.01	0	12.93
11/16/2021 1:00	0	11.01	0	12.98
11/15/2021 23:00	0	11.01	0	13
11/15/2021 21:00	0	11.01	0	13.05
11/15/2021 19:00	0	11.01	0	13.12
11/15/2021 17:00	0	11.01	0	13.24
11/15/2021 15:00	0	11.01	0	13.53
11/15/2021 13:00	0	11.01	0	13.56
11/15/2021 11:00	0	11.01	0	13.58
11/15/2021 9:00	0	11.01	0	13.75
11/15/2021 7:00	0	11.01	0	12.86
11/15/2021 5:00	0	11	0	12.91
11/15/2021 3:00	0	11.01	0	12.96
11/15/2021 1:00	0	11	0	13
11/14/2021 23:00	0	11	0	13.03
11/14/2021 21:00	0	11.01	0	13.12
11/14/2021 19:00	0	11.01	0	13.24
11/14/2021 17:00	0	11.01	0	13.41
11/14/2021 15:00	0	11.01	0	13.53
11/14/2021 13:00	0	11.01	0	13.53
11/14/2021 11:00	0	11	0	13.56
11/14/2021 9:00	0	11	0	13.75

Received	Pressure PSI	Temperature C	Elevation F	TL Battery V
11/14/2021 7:00	0	11	0	12.86
11/14/2021 5:00	0	11	0	12.86
11/14/2021 3:00	0	11	0	12.91
11/14/2021 1:00	0	11	0	12.96
11/13/2021 23:00	0	11	0	13.05
11/13/2021 21:00	0	11	0	13.12
11/13/2021 19:00	0	11	0	13.2
11/13/2021 17:00	0	11	0	13.36
11/13/2021 15:00	0	11	0	13.48
11/13/2021 13:00	0	11	0	13.51
11/13/2021 11:00	0	11	0	13.53
11/13/2021 9:00	0	11	0	13.82
11/13/2021 7:00	0	10.99	0	12.81
11/13/2021 5:00	0	10.99	-0.01	12.81
11/13/2021 3:00	0	10.99	0	12.91
11/13/2021 1:00	0	11	0	12.96
11/12/2021 23:00	0	10.99	0	13
11/12/2021 21:00	0	11	0	13.08
11/12/2021 19:00	0	11	0	13.2
11/12/2021 17:00	0	10.99	-0.01	13.36
11/12/2021 15:00	0	11	0	13.48
11/12/2021 13:00	0	10.99	0	13.51
11/12/2021 11:00	0	11	0	13.53
11/12/2021 9:00	0	11	0	13.84
11/12/2021 7:00	0	10.99	0	12.79
11/12/2021 5:00	0	10.99	0	12.79
11/12/2021 3:00	0	10.99	0	12.84
11/12/2021 1:00	0	10.99	0	12.93
11/11/2021 23:00	0	10.98	0	12.98
11/11/2021 21:00	0	10.99	0	13.05
11/11/2021 19:00	0	10.99	0	13.12
11/11/2021 17:00	0	10.99	0	13.36
11/11/2021 15:00	0	10.99	0	13.46
11/11/2021 13:00	0	10.99	0	13.48
11/11/2021 11:00	0	10.99	0	13.53
11/11/2021 9:00	0	10.99	0	13.91
11/11/2021 7:00	0	10.98	0	12.79
11/11/2021 5:00	0	10.98	0	12.81
11/11/2021 3:00	0	10.98	0	12.86
11/11/2021 1:00	0	10.98	0	12.93
11/10/2021 23:00	0	10.98	0	13
11/10/2021 21:00	0	10.98	0	13.03
11/10/2021 19:00	0	10.98	0	13.22
11/10/2021 17:00	0	10.98	0	13.39
11/10/2021 15:00	0	10.98	0	13.51
11/10/2021 13:00	0	10.98	0	13.53

Received	Pressure PSI	Temperature C	Elevation F	TL Battery V
11/10/2021 11:00	0	10.98	0	13.58
11/10/2021 9:00	0	10.98	0	13.72
11/10/2021 7:00	0	10.98	0	12.93
11/10/2021 5:00	0	10.98	0	12.96
11/10/2021 3:00	0	10.98	0	13
11/10/2021 1:00	0	10.98	0	13.03
11/9/2021 23:00	0	10.97	0	13.08
11/9/2021 21:00	0	10.98	0	13.15
11/9/2021 19:00	0	10.98	0	13.24
11/9/2021 17:00	0	10.98	0	13.41
11/9/2021 15:00	0	10.98	0	13.53
11/9/2021 13:00	0	10.97	-0.01	13.6
11/9/2021 11:00	0	10.98	0	13.6
11/9/2021 9:00	0	10.98	0	13.99
11/9/2021 7:00	0	10.98	0	12.93
11/9/2021 5:00	0	10.97	0	12.96
11/9/2021 3:00	0	10.97	0	13
11/9/2021 1:00	0	10.97	0	13
11/8/2021 23:00	0	10.97	0	13.03
11/8/2021 21:00	0	10.97	0	13.1
11/8/2021 19:00	0	10.97	0	13.17
11/8/2021 17:00	0	10.97	0	13.36
11/8/2021 15:00	0	10.97	0	13.53
11/8/2021 13:00	0	10.97	0	13.58
11/8/2021 11:00	0	10.97	0	13.6
11/8/2021 9:00	0	10.97	0	14.08
11/8/2021 7:00	0	10.96	0	12.86
11/8/2021 5:00	0	10.96	0	12.88
11/8/2021 3:00	0	10.96	0	12.93
11/8/2021 1:00	0	10.96	0	13
11/7/2021 23:00	0	10.96	0	13.03
11/7/2021 21:00	0	10.96	0	13.05
11/7/2021 19:00	0	10.96	-0.01	13.2
11/7/2021 17:00	0	10.96	0	13.34
11/7/2021 15:00	0	10.97	0	13.53
11/7/2021 13:00	0	10.96	0	13.56
11/7/2021 11:00	0	10.96	0	13.63
11/7/2021 9:00	0	10.96	0	14.13
11/7/2021 7:00	0	10.96	0	12.91
11/7/2021 5:00	0	10.96	0	12.93
11/7/2021 3:00	0	10.96	0	12.96
11/7/2021 1:00	0	10.96	0	12.98
11/6/2021 23:00	0	10.96	0	13
11/6/2021 21:00	0	10.96	0	13.05
11/6/2021 19:00	0	10.96	0	13.12
11/6/2021 17:00	0	10.96	0	13.29

Received	Pressure PSI	Temperature C	Elevation F	TL Battery V
11/6/2021 15:00	0	10.96	0	13.53
11/6/2021 13:00	0	10.96	0	13.56
11/6/2021 11:00	0	10.96	0	13.63
11/6/2021 9:00	0	10.96	0	14.11
11/6/2021 7:00	0	10.95	0	12.88
11/6/2021 5:00	0	10.95	-0.01	12.91
11/6/2021 3:00	0	10.95	0	12.93
11/6/2021 1:00	0	10.95	0	12.98
11/5/2021 23:00	0	10.95	0	13
11/5/2021 21:00	0	10.95	0	13.05
11/5/2021 19:00	0	10.95	0	13.12
11/5/2021 17:00	0	10.95	0	13.36
11/5/2021 15:00	0	10.95	0	13.53
11/5/2021 13:00	0	10.95	0	13.53
11/5/2021 11:00	0	10.95	0	13.58
11/5/2021 9:00	0	10.95	0	14.06
11/5/2021 7:00	0	10.94	0	12.81
11/5/2021 5:00	0	10.94	0	12.81
11/5/2021 3:00	0	10.94	0	12.81
11/5/2021 1:00	0	10.94	0	12.86
11/4/2021 23:00	0	10.94	0	12.88
11/4/2021 21:00	0	10.94	0	12.93
11/4/2021 19:00	0	10.94	0	13
11/4/2021 17:00	0	10.94	0	13.15
11/4/2021 15:00	0	10.94	0	13.51
11/4/2021 13:00	0	10.95	0	13.51
11/4/2021 11:00	0	10.94	0	13.56
11/4/2021 9:00	0	10.94	0	14.06
11/4/2021 7:00	0	10.94	0	12.81
11/4/2021 5:00	0	10.94	0	12.79
11/4/2021 3:00	0	10.94	0	12.86
11/4/2021 1:00	0	10.94	0	12.93
11/3/2021 23:00	0	10.93	0	12.98
11/3/2021 21:00	0	10.94	0	13.03
11/3/2021 19:00	0	10.94	0	13.08
11/3/2021 17:00	0	10.94	0	13.41
11/3/2021 15:00	0	10.94	-0.01	13.51
11/3/2021 13:00	0	10.94	0	13.56
11/3/2021 11:00	0	10.94	0	13.56
11/3/2021 9:00	0	10.94	0	14.06
11/3/2021 7:00	0	10.93	0	12.84
11/3/2021 5:00	0	10.93	0	12.86
11/3/2021 3:00	0	10.93	-0.01	12.91
11/3/2021 1:00	0	10.93	0	12.96
11/2/2021 23:00	0	10.93	-0.01	13
11/2/2021 21:00	0	10.93	0	13.05

Received	Pressure PSI	Temperature C	Elevation F	TL Battery V
11/2/2021 19:00	0	10.93	0	13.24
11/2/2021 17:00	0	10.93	0	13.41
11/2/2021 15:00	0	10.93	-0.01	13.53
11/2/2021 13:00	0	10.93	0	13.58
11/2/2021 11:00	0	10.93	0	13.53
11/2/2021 9:00	0	10.93	-0.01	13.41
11/2/2021 7:00	0	10.92	0	12.86
11/2/2021 5:00	0	10.92	0	12.86
11/2/2021 3:00	0	10.92	0	12.88
11/2/2021 1:00	0	10.92	0	12.91
11/1/2021 23:00	0	10.92	0	12.96
11/1/2021 21:00	0	10.92	0	13.03
11/1/2021 19:00	0	10.92	-0.01	13.1
11/1/2021 17:00	0	10.92	0	13.22
11/1/2021 15:00	0	10.92	0	13.53
11/1/2021 13:00	0	10.92	0	13.6
11/1/2021 11:00	0	10.92	-0.01	13.63
11/1/2021 9:00	0	10.92	0	14.08
11/1/2021 7:00	0	10.92	0	12.88
11/1/2021 5:00	0	10.91	0	12.91
11/1/2021 3:00	0	10.92	0	12.96
11/1/2021 1:00	0	10.92	0	12.98
10/31/2021 23:00	0	10.91	0	13.03
10/31/2021 21:00	0	10.91	0	13.12
10/31/2021 19:00	0	10.91	0	13.24
10/31/2021 17:00	0	10.91	0	13.41
10/31/2021 15:00	0	10.91	0	13.53
10/31/2021 13:00	0	10.91	-0.01	13.6
10/31/2021 11:00	0	10.92	0	13.6
10/31/2021 9:00	0	10.91	0	13.72
10/31/2021 7:00	0	10.91	-0.01	12.96
10/31/2021 5:00	0	10.91	0	12.93
10/31/2021 3:00	0	10.91	0	12.96
10/31/2021 1:00	0	10.91	0	12.98
10/30/2021 23:00	0	10.91	0	13.05
10/30/2021 21:00	0	10.91	0	13.12
10/30/2021 19:00	0	10.9	0	13.22
10/30/2021 17:00	0	10.91	0	13.39
10/30/2021 15:00	0	10.91	0	13.56
10/30/2021 13:00	0	10.91	0	13.6
10/30/2021 11:00	0	10.91	0	13.58
10/30/2021 9:00	0	10.9	0	14.08
10/30/2021 7:00	0	10.9	0	12.93
10/30/2021 5:00	0	10.9	0	12.86
10/30/2021 3:00	0	10.9	0	12.91
10/30/2021 1:00	0	10.9	0	12.96

Received	Pressure PSI	Temperature C	Elevation F	TL Battery V
10/29/2021 23:00	0	10.9	0	13.03
10/29/2021 21:00	0	10.9	0	13.1
10/29/2021 19:00	0	10.9	0	13.17
10/29/2021 17:00	0	10.9	0	13.34
10/29/2021 15:00	0	10.9	0	13.56
10/29/2021 13:00	0	10.9	0	13.58
10/29/2021 11:00	0	10.9	0	13.56
10/29/2021 9:00	0	10.9	-0.01	14.08
10/29/2021 7:00	0	10.89	0	12.96
10/29/2021 5:00	0	10.89	0	12.91
10/29/2021 3:00	0	10.89	0	12.93
10/29/2021 1:00	0	10.89	0	12.98
10/28/2021 23:00	0	10.89	0	13.03
10/28/2021 21:00	0	10.89	0	13.12
10/28/2021 19:00	0	10.89	0	13.24
10/28/2021 17:00	0	10.89	-0.01	13.41
10/28/2021 15:00	0	10.89	0	13.53
10/28/2021 13:00	0	10.89	0	13.56
10/28/2021 11:00	0	10.89	-0.01	13.51
10/28/2021 9:00	0	10.89	0	14.03
10/28/2021 7:00	0	10.88	0	12.88
10/28/2021 5:00	0	10.88	0	12.86
10/28/2021 3:00	0	10.88	0	12.93
10/28/2021 1:00	0	10.88	0	12.98
10/27/2021 23:00	0	10.88	-0.01	13.05
10/27/2021 21:00	0	10.88	0	13.12
10/27/2021 19:00	0	10.89	0	13.24
10/27/2021 17:00	0	10.89	0	13.39
10/27/2021 15:00	0	10.88	0	13.51
10/27/2021 13:00	0	10.88	0	13.56
10/27/2021 11:00	0	10.88	0	13.51
10/27/2021 9:00	0	10.89	-0.01	13.77
10/27/2021 7:00	0	10.88	0	12.91
10/27/2021 5:00	0	10.88	0	12.84
10/27/2021 3:00	0	10.88	0	12.88
10/27/2021 1:00	0	10.87	0	12.96
10/26/2021 23:00	0	10.88	0	12.98
10/26/2021 21:00	0	10.87	0	13.1
10/26/2021 19:00	0	10.87	0	13.2
10/26/2021 17:00	0	10.87	0	13.39
10/26/2021 15:00	0	10.87	0	13.48
10/26/2021 13:00	0	10.87	0	13.56
10/26/2021 11:00	0	10.87	0	13.53
10/26/2021 9:00	0	10.87	0	13.84
10/26/2021 7:00	0	10.87	0	13.08
10/26/2021 5:00	0	10.87	0	12.96

Received	Pressure PSI	Temperature C	Elevation F	TL Battery V
10/26/2021 3:00	0	10.87	-0.01	13
10/26/2021 1:00	0	10.87	-0.01	13.03
10/25/2021 23:00	0	10.87	0	13.05
10/25/2021 21:00	0	10.87	0	13.1
10/25/2021 19:00	0	10.87	0	13.17
10/25/2021 17:00	0	10.87	0	13.39
10/25/2021 15:00	0	10.86	0	13.56
10/25/2021 13:00	0	10.86	0	13.6
10/25/2021 11:00	0	10.87	0	13.58
10/25/2021 9:00	0	10.87	0	13.94
10/25/2021 7:00	0	10.86	0	13
10/25/2021 5:00	0	10.86	0	12.93
10/25/2021 3:00	0	10.86	0	12.98
10/25/2021 1:00	0	10.86	0	13
10/24/2021 23:00	0	10.86	0	13.03
10/24/2021 21:00	0	10.86	0	13.1
10/24/2021 19:00	0	10.86	0	13.27
10/24/2021 17:00	0	10.86	0	13.41
10/24/2021 15:00	0	10.86	0	13.56
10/24/2021 13:00	0	10.85	0	13.58
10/24/2021 11:00	0	10.86	0	13.58
10/24/2021 9:00	0	10.86	-0.01	14.06
10/24/2021 7:00	0	10.85	-0.01	12.98
10/24/2021 5:00	0	10.85	0	13
10/24/2021 3:00	0	10.85	-0.01	13.03
10/24/2021 1:00	0	10.85	0	13.08
10/23/2021 23:00	0	10.85	0	13.12
10/23/2021 21:00	0	10.85	0	13.17
10/23/2021 19:00	0	10.85	0	13.27
10/23/2021 17:00	0	10.85	-0.01	13.46
10/23/2021 15:00	0	10.85	0	13.58
10/23/2021 13:00	0	10.85	0	13.63
10/23/2021 11:00	0	10.86	0	13.6
10/23/2021 9:00	0	10.85	-0.01	13.58
10/23/2021 7:00	0	10.84	0	12.93
10/23/2021 5:00	0	10.84	0	12.96
10/23/2021 3:00	0	10.84	0	12.98
10/23/2021 1:00	0	10.84	-0.01	13
10/22/2021 23:00	0	10.84	0	13.05
10/22/2021 21:00	0	10.84	0	13.12
10/22/2021 19:00	0	10.84	0	13.22
10/22/2021 17:00	0	10.84	0	13.39
10/22/2021 15:00	0	10.84	0	13.58
10/22/2021 13:00	0	10.84	0	13.58
10/22/2021 11:00	0	10.84	0	13.56
10/22/2021 9:00	0	10.83	0	14.06

Received	Pressure PSI	Temperature C	Elevation F	TL Battery V
10/22/2021 7:00	0	10.83	0	12.93
10/22/2021 5:00	0	10.83	0	12.93
10/22/2021 3:00	0	10.83	-0.01	12.96
10/22/2021 1:00	0	10.83	0	13.03
10/21/2021 23:00	0	10.83	-0.01	13.08
10/21/2021 21:00	0	10.83	-0.01	13.15
10/21/2021 19:00	0	10.83	0	13.24
10/21/2021 17:00	0	10.83	0	13.41
10/21/2021 15:00	0	10.83	0	13.56
10/21/2021 13:00	0	10.83	0	13.58
10/21/2021 11:00	0	10.83	0	13.56
10/21/2021 9:00	0	10.83	0	14.06
10/21/2021 7:00	0	10.83	-0.01	12.91
10/21/2021 5:00	0	10.83	0	12.91
10/21/2021 3:00	0	10.83	0	12.93
10/21/2021 1:00	0	10.82	-0.01	12.98
10/20/2021 23:00	0	10.82	0	13.03
10/20/2021 21:00	0	10.83	0	13.12
10/20/2021 19:00	0	10.82	0	13.22
10/20/2021 17:00	0	10.82	0	13.36
10/20/2021 15:00	0	10.82	-0.01	13.53
10/20/2021 13:00	0	10.82	-0.01	13.58
10/20/2021 11:00	0	10.82	0	13.51
10/20/2021 9:00	0	10.82	0	13.94
10/20/2021 7:00	0	10.82	-0.01	12.86
10/20/2021 5:00	0	10.82	0	12.86
10/20/2021 3:00	0	10.82	0	12.88
10/20/2021 1:00	0	10.82	0	12.93
10/19/2021 23:00	0	10.81	0	13.05
10/19/2021 21:00	0	10.81	-0.01	13.1
10/19/2021 19:00	0	10.81	0	13.17
10/19/2021 17:00	0	10.81	0	13.39
10/19/2021 15:00	0	10.81	0	13.53
10/19/2021 13:00	0	10.81	-0.01	13.58
10/19/2021 11:00	0	10.81	0	13.53
10/19/2021 9:00	0	10.81	0	13.94
10/19/2021 7:00	0	10.81	0	12.96
10/19/2021 5:00	0	10.81	0	12.96
10/19/2021 3:00	0	10.81	0	13
10/19/2021 1:00	0	10.8	0	13.05
10/18/2021 23:00	0	10.8	0	13.08
10/18/2021 21:00	0	10.81	0	13.1
10/18/2021 19:00	0	10.8	-0.01	13.15
10/18/2021 17:00	0	10.8	0	13.34
10/18/2021 15:00	0	10.8	0	13.51
10/18/2021 13:00	0	10.8	0	13.58

Received	Pressure PSI	Temperature C	Elevation F	TL Battery V
10/18/2021 11:00	0	10.8	0	13.53
10/18/2021 9:00	0	10.8	-0.01	13.89
10/18/2021 7:00	0	10.8	0	12.91
10/18/2021 5:00	0	10.8	-0.01	12.88
10/18/2021 3:00	0	10.79	0	12.91
10/18/2021 1:00	0	10.8	0	12.96
10/17/2021 23:00	0	10.79	0	13.05
10/17/2021 21:00	0	10.8	-0.01	13.1
10/17/2021 19:00	0	10.79	0	13.17
10/17/2021 17:00	0	10.79	0	13.32
10/17/2021 15:00	0	10.79	0	13.48
10/17/2021 13:00	0	10.79	0	13.56
10/17/2021 11:00	0	10.79	0	13.51
10/17/2021 9:00	0	10.79	-0.01	13.75
10/17/2021 7:00	0	10.79	0	12.86
10/17/2021 5:00	0	10.79	-0.01	12.81
10/17/2021 3:00	0	10.79	0	12.84
10/17/2021 1:00	0	10.79	0	12.91
10/16/2021 23:00	0	10.79	-0.01	12.96
10/16/2021 21:00	0	10.79	0	13
10/16/2021 19:00	0	10.79	0	13.17
10/16/2021 17:00	0	10.78	0	13.32
10/16/2021 15:00	0	10.79	-0.01	13.48
10/16/2021 13:00	0	10.79	0	13.56
10/16/2021 11:00	0	10.79	0	13.51
10/16/2021 9:00	0	10.79	-0.01	13.7
10/16/2021 7:00	0	10.78	-0.01	12.84
10/16/2021 5:00	0	10.78	0	12.79
10/16/2021 3:00	0	10.78	0	12.79
10/16/2021 1:00	0	10.78	0	12.81
10/15/2021 23:00	0	10.78	0	12.84
10/15/2021 21:00	0	10.78	-0.01	12.98
10/15/2021 19:00	0	10.78	-0.01	13.08
10/15/2021 17:00	0	10.78	0	13.36
10/15/2021 15:00	0	10.78	0	13.48
10/15/2021 13:00	0	10.78	-0.01	13.48
10/15/2021 11:00	0	10.78	0	13.46
10/15/2021 9:00	0	10.77	0	13.77
10/15/2021 7:00	0	10.77	-0.01	12.84
10/15/2021 5:00	0	10.77	0	12.84
10/15/2021 3:00	0	10.77	-0.01	12.88
10/15/2021 1:00	0	10.77	0	12.96
10/14/2021 23:00	0	10.77	0	13
10/14/2021 21:00	0	10.77	-0.01	13.1
10/14/2021 19:00	0	10.77	0	13.2
10/14/2021 17:00	0	10.77	0	13.39

Received	Pressure PSI	Temperature C	Elevation F	TL Battery V
10/14/2021 15:00	0	10.77	0	13.48
10/14/2021 13:00	0	10.77	-0.01	13.53
10/14/2021 11:00	0	10.77	-0.01	13.53
10/14/2021 9:00	0	10.76	0	13.84
10/14/2021 7:00	0	10.76	0	12.86
10/14/2021 5:00	0	10.76	-0.01	12.81
10/14/2021 3:00	0	10.76	0	12.81
10/14/2021 1:00	0	10.76	-0.01	12.88
10/13/2021 23:00	0	10.76	0	12.98
10/13/2021 21:00	0	10.76	0	13.05
10/13/2021 19:00	0	10.76	-0.01	13.2
10/13/2021 17:00	0	10.76	-0.01	13.36
10/13/2021 15:00	0	10.76	0	13.48
10/13/2021 13:00	0	10.76	0	13.48
10/13/2021 11:00	0	10.76	0	13.48
10/13/2021 9:00	0	10.75	-0.01	13.84
10/13/2021 7:00	0	10.75	-0.01	12.84
10/13/2021 5:00	0	10.75	-0.01	12.76
10/13/2021 3:00	0	10.75	0	12.76
10/13/2021 1:00	0	10.75	-0.01	12.76
10/12/2021 23:00	0	10.75	0	12.79
10/12/2021 21:00	0	10.75	0	12.79
10/12/2021 19:00	0	10.75	0	12.88
10/12/2021 17:00	0	10.75	0	13.29
10/12/2021 15:00	0	10.75	-0.01	13.12
10/12/2021 13:00	0	10.75	0	13.46
10/12/2021 11:00	0	10.75	0	13.56
10/12/2021 9:00	0	10.75	0	13.48
10/12/2021 7:00	0	10.74	0	12.96
10/12/2021 5:00	0	10.74	0	12.86
10/12/2021 3:00	0	10.74	0	12.86
10/12/2021 1:00	0	10.74	0	12.91
10/11/2021 23:00	0	10.74	0	13
10/11/2021 21:00	0	10.74	0	13.05
10/11/2021 19:00	0	10.74	0	13.12
10/11/2021 17:00	0	10.74	0	13.44
10/11/2021 15:00	0	10.74	-0.01	13.56
10/11/2021 13:00	0	10.74	0	13.56
10/11/2021 11:00	0	10.74	0	13.56
10/11/2021 9:00	0	10.74	-0.01	13.91
10/11/2021 7:00	0	10.73	0	13.24
10/11/2021 5:00	0	10.73	-0.01	12.84
10/11/2021 3:00	0	10.73	-0.01	12.88
10/11/2021 1:00	0	10.73	0	12.98
10/10/2021 23:00	0	10.73	0	13.03
10/10/2021 21:00	0	10.73	0	13.1

Received	Pressure PSI	Temperature C	Elevation F	TL Battery V
10/10/2021 19:00	0	10.73	0	13.22
10/10/2021 17:00	0	10.73	-0.01	13.39
10/10/2021 15:00	0	10.73	0	13.53
10/10/2021 13:00	0	10.73	0	13.53
10/10/2021 11:00	0	10.73	0	13.58
10/10/2021 9:00	0	10.73	0	13.46
10/4/2021 3:00	0	10.66	-0.01	12.98
10/4/2021 1:00	0	10.66	0	13
10/3/2021 23:00	0	10.66	-0.01	13.05
10/3/2021 21:00	0	10.66	0	13.1
10/3/2021 19:00	0	10.66	-0.01	13.22
10/3/2021 17:00	0	10.66	-0.01	13.44
10/3/2021 15:00	0	10.66	-0.01	13.6
10/3/2021 13:00	0	10.66	-0.01	13.56
10/3/2021 11:00	0	10.66	-0.01	13.63
10/3/2021 9:00	0	10.66	-0.01	13.75
10/3/2021 7:00	0	10.66	0	13.03
10/3/2021 5:00	0	10.65	-0.01	12.98
10/3/2021 3:00	0	10.65	-0.01	13
10/3/2021 1:00	0	10.65	-0.01	13.03
10/2/2021 23:00	0	10.65	0	13.08
10/2/2021 21:00	0	10.65	-0.01	13.12
10/2/2021 19:00	0	10.65	0	13.24
10/2/2021 17:00	0	10.65	-0.01	13.46
10/2/2021 15:00	0	10.65	-0.01	13.51
10/2/2021 13:00	0	10.65	-0.01	13.56
10/2/2021 11:00	0	10.64	-0.01	13.6
10/2/2021 9:00	0	10.64	-0.01	13.7
10/2/2021 7:00	0	10.64	-0.01	12.93
10/2/2021 5:00	0	10.64	-0.01	12.91
10/2/2021 3:00	0	10.64	0	12.96
10/2/2021 1:00	0	10.64	-0.01	12.98
10/1/2021 23:00	0	10.64	-0.01	13.05
10/1/2021 21:00	0	10.64	-0.01	13.15
10/1/2021 19:00	0	10.64	-0.01	13.24
10/1/2021 17:00	0	10.64	-0.01	13.44
10/1/2021 15:00	0	10.64	0	13.56
10/1/2021 13:00	0	10.64	0	13.53
10/1/2021 11:00	0	10.64	0	13.51
10/1/2021 9:00	0	10.63	-0.01	13.51
10/1/2021 7:00	0	10.63	0	12.86
10/1/2021 5:00	0	10.63	-0.01	12.84
10/1/2021 3:00	0	10.63	-0.01	12.84
10/1/2021 1:00	0	10.62	0	12.84
9/30/2021 23:00	0	10.63	-0.01	12.84
9/30/2021 21:00	0	10.63	0	12.86

Received	Pressure PSI	Temperature C	Elevation F	TL Battery V
9/30/2021 19:00	0	10.63	-0.01	12.91
9/30/2021 17:00	0	10.63	0	13.34
9/30/2021 15:00	0	10.63	0	13.44
9/30/2021 13:00	0	10.62	0	13.41
9/30/2021 11:00	0	10.62	-0.01	13.32
9/30/2021 9:00	0	10.62	0	13.2
9/30/2021 7:00	0	10.62	0	12.98
9/30/2021 5:00	0	10.62	0	12.93
9/30/2021 3:00	0	10.62	0	12.98
9/30/2021 1:00	0	10.62	-0.01	13
9/29/2021 23:00	0	10.62	-0.01	13.05
9/29/2021 21:00	0	10.61	-0.01	13.15
9/29/2021 19:00	0	10.62	-0.01	13.34
9/29/2021 17:00	0	10.62	-0.01	13.56
9/29/2021 15:00	0	10.62	0	13.6
9/29/2021 13:00	0	10.62	0	13.65
9/29/2021 11:00	0	10.61	-0.01	13.7
9/29/2021 9:00	0	10.61	-0.01	13.56
9/29/2021 7:00	0	10.61	-0.01	13
9/29/2021 5:00	0	10.61	-0.01	12.88
9/29/2021 3:00	0	10.61	-0.01	12.98
9/29/2021 1:00	0	10.61	0	13
9/28/2021 23:00	0	10.61	-0.01	13.03
9/28/2021 21:00	0	10.61	0	13.15
9/28/2021 19:00	0	10.61	-0.01	13.29
9/28/2021 17:00	0	10.6	0	13.51
9/28/2021 15:00	0	10.61	0	13.58
9/28/2021 13:00	0	10.6	0	13.56
9/28/2021 11:00	0	10.61	-0.01	13.6
9/28/2021 9:00	0	10.6	-0.01	13.56
9/28/2021 7:00	0	10.6	-0.01	12.91
9/28/2021 5:00	0	10.6	-0.01	12.96
9/28/2021 3:00	0	10.6	-0.01	12.98
9/28/2021 1:00	0	10.6	-0.01	13
9/27/2021 23:00	0	10.6	-0.01	13.05
9/27/2021 21:00	0	10.6	0	13.12
9/27/2021 19:00	0	10.59	-0.01	13.27
9/27/2021 17:00	0	10.6	-0.01	13.56
9/27/2021 15:00	0	10.6	-0.01	13.63
9/27/2021 13:00	0	10.6	-0.01	13.67
9/27/2021 11:00	0	10.6	-0.01	13.7
9/27/2021 9:00	0	10.59	-0.01	13.63
9/27/2021 7:00	0	10.59	-0.01	13.03
9/27/2021 5:00	0	10.59	0	12.96
9/27/2021 3:00	0	10.59	-0.01	12.98
9/27/2021 1:00	0	10.59	-0.01	13.03

Received	Pressure PSI	Temperature C	Elevation F	TL Battery V
9/26/2021 23:00	0	10.59	-0.01	13.08
9/26/2021 21:00	0	10.59	-0.01	13.15
9/26/2021 19:00	0	10.58	0	13.27
9/26/2021 17:00	0	10.58	-0.01	13.51
9/26/2021 15:00	0	10.58	0	13.63
9/26/2021 13:00	0	10.59	-0.01	13.63
9/26/2021 11:00	0	10.59	-0.01	13.77
9/26/2021 9:00	0	10.58	-0.01	13.53
9/26/2021 7:00	0	10.58	-0.01	12.96
9/26/2021 5:00	0	10.58	-0.01	12.88
9/26/2021 3:00	0	10.58	-0.01	12.93
9/26/2021 1:00	0	10.57	-0.01	12.98
9/25/2021 23:00	0	10.58	-0.01	13.03
9/25/2021 21:00	0	10.57	-0.01	13.15
9/25/2021 19:00	0	10.58	-0.01	13.27
9/25/2021 17:00	0	10.58	0	13.48
9/25/2021 15:00	0	10.57	-0.01	13.63
9/25/2021 13:00	0	10.57	-0.01	13.65
9/25/2021 11:00	0	10.57	-0.01	13.75
9/25/2021 9:00	0	10.57	-0.01	13.72
9/25/2021 7:00	0	10.57	-0.01	12.98
9/25/2021 5:00	0	10.57	-0.01	12.93
9/25/2021 3:00	0	10.57	-0.01	12.98
9/25/2021 1:00	0	10.57	-0.01	13
9/24/2021 23:00	0	10.56	-0.01	13.05
9/24/2021 21:00	0	10.57	-0.01	13.1
9/24/2021 19:00	0	10.56	0	13.27
9/24/2021 17:00	0	10.56	-0.01	13.46
9/24/2021 15:00	0	10.57	-0.01	13.63
9/24/2021 13:00	0	10.56	-0.01	13.65
9/24/2021 11:00	0	10.57	-0.01	13.75
9/24/2021 9:00	0	10.56	-0.01	13.67
9/24/2021 7:00	0	10.56	-0.01	13.05
9/24/2021 5:00	0	10.56	0	12.98
9/24/2021 3:00	0	10.55	-0.01	13
9/24/2021 1:00	0	10.55	-0.01	13.03
9/23/2021 23:00	0	10.56	-0.01	13.08
9/23/2021 21:00	0	10.55	-0.01	13.15
9/23/2021 19:00	0	10.55	0	13.27
9/23/2021 17:00	0	10.55	-0.01	13.53
9/23/2021 15:00	0	10.55	-0.01	13.65
9/23/2021 13:00	0	10.56	-0.01	13.7
9/23/2021 11:00	0	10.56	-0.01	13.75
9/23/2021 9:00	0	10.55	-0.01	13.65
9/23/2021 7:00	0	10.54	-0.01	13.03
9/23/2021 5:00	0	10.54	-0.01	12.91

Received	Pressure PSI	Temperature C	Elevation F	TL Battery V
9/23/2021 3:00	0	10.55	-0.01	12.96
9/23/2021 1:00	0	10.54	-0.01	13
9/22/2021 23:00	0	10.54	-0.01	13.03
9/22/2021 21:00	0	10.54	-0.01	13.12
9/22/2021 19:00	0	10.54	-0.01	13.27
9/22/2021 17:00	0	10.54	-0.01	13.46
9/22/2021 15:00	0	10.54	-0.01	13.58
9/22/2021 13:00	0	10.54	-0.01	13.65
9/22/2021 11:00	0	10.54	-0.01	13.75
9/22/2021 9:00	0	10.54	-0.01	13.63
9/22/2021 7:00	0	10.53	-0.01	12.88
9/22/2021 5:00	0	10.54	-0.01	12.81
9/22/2021 3:00	0	10.53	-0.01	12.84
9/22/2021 1:00	0	10.53	-0.01	12.88
9/21/2021 23:00	0	10.53	-0.01	12.91
9/21/2021 21:00	0	10.53	-0.01	12.98
9/21/2021 19:00	0	10.53	-0.01	13.2
9/21/2021 17:00	0	10.53	-0.01	13.39
9/21/2021 15:00	0	10.53	-0.01	13.6
9/21/2021 13:00	0	10.53	-0.01	13.63
9/21/2021 11:00	0	10.53	-0.01	13.77
9/21/2021 9:00	0	10.53	-0.01	13.6
9/21/2021 7:00	0	10.53	-0.01	12.98
9/21/2021 5:00	0	10.53	-0.01	12.91
9/21/2021 3:00	0	10.53	-0.01	12.93
9/21/2021 1:00	0	10.53	-0.01	12.98
9/20/2021 23:00	0	10.52	-0.01	13.03
9/20/2021 21:00	0	10.52	-0.01	13.12
9/20/2021 19:00	0	10.52	-0.01	13.29
9/20/2021 17:00	0	10.52	0	13.53
9/20/2021 15:00	0	10.52	-0.01	13.63
9/20/2021 13:00	0	10.52	-0.01	13.67
9/20/2021 11:00	0	10.52	-0.01	13.79
9/20/2021 9:00	0	10.52	-0.01	13.7
9/20/2021 7:00	0	10.51	-0.01	13
9/20/2021 5:00	0	10.51	-0.01	12.96
9/20/2021 3:00	0	10.51	-0.01	12.98
9/20/2021 1:00	0	10.51	-0.01	13.03
9/19/2021 23:00	0	10.51	0	13.05
9/19/2021 21:00	0	10.51	-0.01	13.1
9/19/2021 19:00	0	10.51	-0.01	13.24
9/19/2021 17:00	0	10.51	-0.01	13.48
9/19/2021 15:00	0	10.51	-0.01	13.65
9/19/2021 13:00	0	10.51	-0.01	13.7
9/19/2021 11:00	0	10.51	-0.01	13.79
9/19/2021 9:00	0	10.51	-0.01	13.67

Received	Pressure PSI	Temperature C	Elevation F	TL Battery V
9/19/2021 7:00	0	10.5	-0.01	12.93
9/19/2021 5:00	0	10.5	-0.01	12.91
9/19/2021 3:00	0	10.5	-0.01	12.93
9/19/2021 1:00	0	10.5	-0.01	12.96
9/18/2021 23:00	0	10.5	-0.01	13
9/18/2021 21:00	0	10.5	-0.01	13.05
9/18/2021 19:00	0	10.5	-0.01	13.2
9/18/2021 17:00	0	10.49	-0.01	13.48
9/18/2021 15:00	0	10.5	-0.01	13.6
9/18/2021 13:00	0	10.5	-0.01	13.72
9/18/2021 11:00	0	10.5	-0.01	13.87
9/18/2021 9:00	0	10.49	-0.01	13.56
9/18/2021 7:00	0	10.49	-0.01	12.93
9/18/2021 5:00	0	10.49	-0.01	12.86
9/18/2021 3:00	0	10.49	-0.01	12.91
9/18/2021 1:00	0	10.49	-0.01	12.96
9/17/2021 23:00	0	10.49	-0.01	12.98
9/17/2021 21:00	0	10.49	-0.01	13
9/17/2021 19:00	0	10.49	-0.01	13.08
9/17/2021 17:00	0	10.48	-0.01	13.36
9/17/2021 15:00	0	10.49	-0.01	13.58
9/17/2021 13:00	0	10.49	-0.01	13.7
9/17/2021 11:00	0	10.49	-0.01	13.84
9/17/2021 9:00	0	10.48	-0.01	13.58
9/17/2021 7:00	0	10.48	-0.01	12.98
9/17/2021 5:00	0	10.48	-0.01	12.93
9/17/2021 3:00	0	10.48	-0.01	12.96
9/17/2021 1:00	0	10.47	-0.01	13
9/16/2021 23:00	0	10.48	-0.01	13.05
9/16/2021 21:00	0	10.47	-0.01	13.1
9/16/2021 19:00	0	10.48	-0.01	13.24
9/16/2021 17:00	0	10.47	-0.01	13.48
9/16/2021 15:00	0	10.48	-0.01	13.58
9/16/2021 13:00	0	10.47	-0.01	13.7
9/16/2021 11:00	0	10.47	-0.01	13.82
9/16/2021 9:00	0	10.47	-0.01	13.65
9/16/2021 7:00	0	10.47	-0.01	12.98
9/16/2021 5:00	0	10.46	-0.01	12.91
9/16/2021 3:00	0	10.47	-0.01	12.93
9/16/2021 1:00	0	10.47	-0.01	12.96
9/15/2021 23:00	0	10.47	-0.01	13.03
9/15/2021 21:00	0	10.46	-0.01	13.08
9/15/2021 19:00	0	10.47	-0.01	13.2
9/15/2021 17:00	0	10.46	-0.01	13.39
9/15/2021 15:00	0	10.46	-0.01	13.58
9/15/2021 13:00	0	10.46	-0.01	13.63

Received	Pressure PSI	Temperature C	Elevation F	TL Battery V
9/15/2021 11:00	0	10.47	-0.01	14.06
9/15/2021 9:00	0	10.46	-0.01	13.65
9/15/2021 7:00	0	10.46	-0.01	13
9/15/2021 5:00	0	10.45	-0.01	12.91
9/15/2021 3:00	0	10.46	-0.01	12.93
9/15/2021 1:00	0	10.45	-0.01	12.96
9/14/2021 23:00	0	10.45	-0.01	12.98
9/14/2021 21:00	0	10.46	-0.01	13.05
9/14/2021 19:00	0	10.45	-0.01	13.12
9/14/2021 17:00	0	10.45	-0.01	13.48
9/14/2021 15:00	0	10.45	-0.01	13.7
9/14/2021 13:00	0	10.45	-0.01	13.67
9/14/2021 11:00	0	10.46	-0.01	14.08
9/14/2021 9:00	0	10.45	-0.01	13.63
9/14/2021 7:00	0	10.45	-0.01	12.98
9/14/2021 5:00	0	10.44	-0.01	12.91
9/14/2021 3:00	0	10.44	-0.01	12.93
9/14/2021 1:00	0	10.44	-0.01	12.98
9/13/2021 23:00	0	10.44	-0.01	13
9/13/2021 21:00	0	10.44	-0.01	13.08
9/13/2021 19:00	0	10.44	-0.01	13.15
9/13/2021 17:00	0	10.44	-0.01	13.39
9/13/2021 15:00	0	10.44	-0.01	13.53
9/13/2021 13:00	0	10.44	-0.01	13.7
9/13/2021 11:00	0	10.44	-0.01	14.06
9/13/2021 9:00	0	10.44	-0.01	13.67
9/13/2021 7:00	0	10.43	-0.01	13.03
9/13/2021 5:00	0	10.43	-0.01	12.93
9/13/2021 3:00	0	10.43	-0.01	12.96
9/13/2021 1:00	0	10.43	-0.01	12.98
9/12/2021 23:00	0	10.43	-0.01	13
9/12/2021 21:00	0	10.43	-0.01	13.08
9/12/2021 19:00	0	10.43	-0.01	13.2
9/12/2021 17:00	0	10.43	-0.01	13.39
9/12/2021 15:00	0	10.43	-0.01	13.53
9/12/2021 13:00	0	10.43	-0.01	13.7
9/12/2021 11:00	0	10.43	-0.01	14.06
9/12/2021 9:00	0	10.43	-0.01	13.87
9/12/2021 7:00	0	10.42	-0.01	13.05
9/12/2021 5:00	0	10.42	-0.01	12.93
9/12/2021 3:00	0	10.42	-0.01	12.96
9/12/2021 1:00	0	10.42	-0.01	13
9/11/2021 23:00	0	10.42	-0.01	13.03
9/11/2021 21:00	0	10.42	-0.01	13.1
9/11/2021 19:00	0	10.42	-0.01	13.2
9/11/2021 17:00	0	10.42	-0.01	13.44

Received	Pressure PSI	Temperature C	Elevation F	TL Battery V
9/11/2021 15:00	0	10.42	-0.01	13.56
9/11/2021 13:00	0	10.41	-0.01	13.7
9/11/2021 11:00	0	10.42	-0.01	14.06
9/11/2021 9:00	0	10.41	-0.01	13.91
9/11/2021 7:00	0	10.41	-0.01	13.03
9/11/2021 5:00	0	10.41	-0.01	12.96
9/11/2021 3:00	0	10.41	-0.01	12.98
9/11/2021 1:00	0	10.41	-0.01	13
9/10/2021 23:00	0	10.41	-0.01	13.03
9/10/2021 21:00	0	10.4	-0.01	13.1
9/10/2021 19:00	0	10.41	-0.01	13.2
9/10/2021 17:00	0	10.41	-0.01	13.41
9/10/2021 15:00	0	10.4	-0.01	13.53
9/10/2021 13:00	0	10.4	-0.01	13.7
9/10/2021 11:00	0	10.41	-0.01	14.03
9/10/2021 9:00	0	10.4	-0.01	13.94
9/10/2021 7:00	0	10.4	-0.01	13.05
9/10/2021 5:00	0	10.4	-0.01	12.93
9/10/2021 3:00	0	10.4	-0.01	12.96
9/10/2021 1:00	0	10.4	-0.01	12.98
9/9/2021 23:00	0	10.4	-0.01	13
9/9/2021 21:00	0	10.39	-0.01	13.05
9/9/2021 19:00	0	10.39	-0.01	13.2
9/9/2021 17:00	0	10.39	-0.01	13.36
9/9/2021 15:00	0	10.39	-0.01	13.51
9/9/2021 13:00	0	10.39	-0.01	13.7
9/9/2021 11:00	0	10.39	-0.01	14.03
9/9/2021 9:00	0	10.39	-0.01	13.94
9/9/2021 7:00	0	10.39	-0.01	13.1
9/9/2021 5:00	0	10.38	-0.01	12.96
9/9/2021 3:00	0	10.38	-0.01	12.96
9/9/2021 1:00	0	10.39	-0.01	13
9/8/2021 23:00	0	10.39	-0.01	13.03
9/8/2021 21:00	0	10.39	-0.01	13.1
9/8/2021 19:00	0	10.39	-0.01	13.22
9/8/2021 17:00	0	10.38	-0.01	13.41
9/8/2021 15:00	0	10.38	-0.01	13.56
9/8/2021 13:00	0	10.39	-0.01	13.7
9/8/2021 11:00	0	10.38	-0.01	14.01
9/8/2021 9:00	0	10.38	-0.01	13.91
9/8/2021 7:00	0	10.38	-0.01	13.17
9/8/2021 5:00	0	10.37	-0.01	12.93
9/8/2021 3:00	0	10.37	-0.01	12.96
9/8/2021 1:00	0	10.37	-0.01	12.98
9/7/2021 23:00	0	10.37	-0.01	12.98
9/7/2021 21:00	0	10.37	-0.01	13.05

Received	Pressure PSI	Temperature C	Elevation F	TL Battery V
9/7/2021 19:00	0	10.37	-0.01	13.12
9/7/2021 17:00	0	10.37	-0.01	13.39
9/7/2021 15:00	0	10.37	-0.01	13.51
9/7/2021 13:00	0	10.37	-0.01	13.67
9/7/2021 11:00	0	10.37	-0.01	14.06
9/7/2021 9:00	0	10.37	-0.01	13.96
9/7/2021 7:00	0	10.37	-0.01	13.32
9/7/2021 5:00	0	10.36	-0.01	12.96
9/7/2021 3:00	0	10.36	-0.01	12.96
9/7/2021 1:00	0	10.36	-0.01	12.98
9/6/2021 23:00	0	10.36	-0.01	13.03
9/6/2021 21:00	0	10.36	-0.01	13.08
9/6/2021 19:00	0	10.36	-0.01	13.22
9/6/2021 17:00	0	10.36	-0.01	13.44
9/6/2021 15:00	0	10.36	-0.01	13.58
9/6/2021 13:00	0	10.36	-0.01	13.7
9/6/2021 11:00	0	10.36	-0.01	14.06
9/6/2021 9:00	0	10.36	-0.01	13.96
9/6/2021 7:00	0	10.35	-0.01	13.41
9/6/2021 5:00	0	10.35	-0.01	12.96
9/6/2021 3:00	0	10.35	-0.01	12.98
9/6/2021 1:00	0	10.35	-0.01	13
9/5/2021 23:00	0	10.35	-0.01	13.03
9/5/2021 21:00	0	10.35	-0.01	13.1
9/5/2021 19:00	-0.01	10.35	-0.01	13.22
9/5/2021 17:00	-0.01	10.35	-0.01	13.44
9/5/2021 15:00	0	10.35	-0.01	13.53
9/5/2021 13:00	0	10.35	-0.01	13.7
9/5/2021 11:00	0	10.35	-0.01	14.03
9/5/2021 9:00	0	10.35	-0.01	13.91
9/5/2021 7:00	0	10.34	-0.01	13.39
9/5/2021 5:00	-0.01	10.34	-0.01	12.91
9/5/2021 3:00	0	10.33	-0.01	12.91
9/5/2021 1:00	0	10.34	-0.01	12.98
9/4/2021 23:00	0	10.34	-0.01	13.03
9/4/2021 21:00	0	10.34	-0.01	13.08
9/4/2021 19:00	0	10.33	-0.01	13.17
9/4/2021 17:00	0	10.34	-0.01	13.51
9/4/2021 15:00	0	10.34	-0.01	13.67
9/4/2021 13:00	0	10.34	-0.01	13.7
9/4/2021 11:00	0	10.33	-0.01	13.82
9/4/2021 9:00	-0.01	10.34	-0.01	13.82
9/4/2021 7:00	0	10.33	-0.01	13.44
9/4/2021 5:00	0	10.33	-0.01	12.88
9/4/2021 3:00	0	10.33	-0.01	12.93
9/4/2021 1:00	0	10.33	-0.01	12.98

Received	Pressure PSI	Temperature C	Elevation F	TL Battery V
9/3/2021 23:00	0	10.32	-0.01	13.03
9/3/2021 21:00	0	10.32	-0.01	13.08
9/3/2021 19:00	0	10.32	-0.01	13.36
9/3/2021 17:00	0	10.33	-0.01	13.63
9/3/2021 15:00	0	10.32	-0.01	13.67
9/3/2021 13:00	0	10.32	-0.01	13.65
9/3/2021 11:00	0	10.32	-0.01	13.72
9/3/2021 9:00	0	10.32	-0.01	13.91
9/3/2021 7:00	0	10.32	-0.01	13.46
9/3/2021 5:00	0	10.32	-0.01	12.93
9/3/2021 3:00	0	10.32	-0.01	12.98
9/3/2021 1:00	0	10.32	-0.01	13
9/2/2021 23:00	0	10.33	-0.01	13.03
9/2/2021 21:00	0	10.33	-0.01	13.1
9/2/2021 19:00	0	10.38	-0.01	13.29
9/2/2021 17:00	0	11.59	-0.01	13.48
9/2/2021 15:00	0	10.35	0.01	13.63
9/2/2021 13:00	0	10.35	0.01	13.6
9/2/2021 11:00	0	10.34	0.01	13.72
9/2/2021 9:00	0	10.34	0.01	13.65
9/2/2021 7:00	0	10.34	0.01	13.29
9/2/2021 5:00	0	10.34	0.01	12.86
9/2/2021 3:00	0	10.33	0.01	12.88
9/2/2021 1:00	0	10.34	0.01	12.93
9/1/2021 23:00	0	10.34	0.01	12.96
9/1/2021 21:00	0	10.33	0.01	13
9/1/2021 19:00	0	10.33	0.01	13.08
9/1/2021 17:00	0	10.34	0.01	13.39
9/1/2021 15:00	0	10.34	0.01	13.63
9/1/2021 13:00	0	10.33	0.01	13.7
9/1/2021 11:00	0	10.34	0.01	13.63
9/1/2021 9:00	0	10.33	0.01	13.87
9/1/2021 7:00	0	10.33	0.01	13.41
9/1/2021 5:00	0	10.33	0.01	12.91
9/1/2021 3:00	0	10.33	0.01	12.93
9/1/2021 1:00	0	10.32	0.01	12.93
8/31/2021 23:00	0	10.32	0.01	12.98
8/31/2021 21:00	0	10.32	0.01	13.05
8/31/2021 19:00	0	10.33	0.01	13.27
8/31/2021 17:00	0	10.33	0.01	13.46
8/31/2021 15:00	0	10.32	0.01	13.51
8/31/2021 13:00	0	10.32	0.01	13.7
8/31/2021 11:00	0	10.33	0.01	14.03
8/31/2021 9:00	0	10.32	0.01	13.94
8/31/2021 7:00	0	10.32	0.01	13.53
8/31/2021 5:00	0	10.32	0.01	12.96

Received	Pressure PSI	Temperature C	Elevation F	TL Battery V
8/31/2021 3:00	0	10.32	0.01	12.96
8/31/2021 1:00	0	10.32	0.01	12.98
8/30/2021 23:00	0	10.32	0.01	13.08
8/30/2021 21:00	0	10.32	0.01	13.17
8/30/2021 19:00	0	10.31	0.01	13.34
8/30/2021 17:00	0	10.31	0.01	13.48
8/30/2021 15:00	0	10.31	0.01	13.51
8/30/2021 13:00	0	10.31	0.01	13.67
8/30/2021 11:00	0	10.31	0.01	14.03
8/30/2021 9:00	0	10.31	0.01	13.94
8/30/2021 7:00	0	10.31	0.01	13.53
8/30/2021 5:00	0	10.31	0.01	12.93
8/30/2021 3:00	0	10.31	0.01	12.98
8/30/2021 1:00	0	10.31	0.01	13
8/29/2021 23:00	0	10.3	0.01	13.03
8/29/2021 21:00	0	10.31	0.01	13.12
8/29/2021 19:00	0	10.3	0.01	13.22
8/29/2021 17:00	0	10.3	0.01	13.48
8/29/2021 15:00	0	10.3	0.01	13.65
8/29/2021 13:00	0	10.3	0.01	13.75
8/29/2021 11:00	0	10.3	0.01	13.94
8/29/2021 9:00	0	10.3	0.01	13.94
8/29/2021 7:00	0	10.3	0.01	13.56
8/29/2021 5:00	0	10.3	0.01	12.91
8/29/2021 3:00	0	10.29	0.01	12.96
8/29/2021 1:00	0	10.3	0.01	12.98
8/28/2021 23:00	0	10.29	0.01	13
8/28/2021 21:00	0	10.29	0.01	13.1
8/28/2021 19:00	0	10.3	0.01	13.29
8/28/2021 17:00	0	10.29	0.01	13.48
8/28/2021 15:00	0	10.29	0.01	13.51
8/28/2021 13:00	0	10.3	0.01	13.72
8/28/2021 11:00	0	10.3	0.01	14.01
8/28/2021 9:00	0	10.29	0.01	13.99
8/28/2021 7:00	0	10.29	0.01	13.58
8/28/2021 5:00	0	10.28	0.01	12.93
8/28/2021 3:00	0	10.28	0.01	12.96
8/28/2021 1:00	0	10.28	0.01	12.98
8/27/2021 23:00	0	10.28	0.01	13.05
8/27/2021 21:00	0	10.28	0.01	13.15
8/27/2021 19:00	0	10.28	0.01	13.32
8/27/2021 17:00	0	10.28	0.01	13.53
8/27/2021 15:00	0	10.28	0.01	13.67
8/27/2021 13:00	0	10.28	0.01	13.72
8/27/2021 11:00	0	10.28	0.01	14.01
8/27/2021 9:00	0	10.28	0.01	13.96

Received	Pressure PSI	Temperature C	Elevation F	TL Battery V
8/27/2021 7:00	0	10.28	0.01	13.63
8/27/2021 5:00	0	10.28	0.01	12.93
8/27/2021 3:00	0	10.28	0.01	12.93
8/27/2021 1:00	0	10.27	0.01	12.93
8/26/2021 23:00	0	10.27	0.01	12.96
8/26/2021 21:00	0	10.28	0.01	13.05
8/26/2021 19:00	0	10.27	0.01	13.12
8/26/2021 17:00	0	10.27	0.01	13.36
8/26/2021 15:00	0	10.27	0.01	13.53
8/26/2021 13:00	0	10.27	0.01	13.75
8/26/2021 11:00	0	10.27	0.01	14.01
8/26/2021 9:00	0	10.27	0.01	14.01
8/26/2021 7:00	0	10.27	0.01	13.75
8/26/2021 5:00	0	10.27	0.01	12.91
8/26/2021 3:00	0	10.26	0.01	12.93
8/26/2021 1:00	0	10.26	0.01	12.96
8/25/2021 23:00	0	10.26	0.01	13
8/25/2021 21:00	0	10.26	0.01	13.08
8/25/2021 19:00	0	10.26	0.01	13.15
8/25/2021 17:00	0	10.26	0.01	13.27
8/25/2021 15:00	0	10.26	0.01	13.51
8/25/2021 13:00	0	10.26	0.01	13.72
8/25/2021 11:00	0	10.26	0.01	14.03
8/25/2021 9:00	0	10.26	0.01	14.03
8/25/2021 7:00	0	10.26	0.01	13.79
8/25/2021 5:00	0	10.26	0.01	12.91
8/25/2021 3:00	0	10.25	0.01	12.93
8/25/2021 1:00	0	10.26	0.01	12.96
8/24/2021 23:00	0	10.25	0.01	13
8/24/2021 21:00	0	10.25	0.01	13.08
8/24/2021 19:00	0	10.25	0.01	13.22
8/24/2021 17:00	0	10.25	0.01	13.41
8/24/2021 15:00	0	10.25	0.01	13.53
8/24/2021 13:00	0	10.25	0.01	13.7
8/24/2021 11:00	0	10.25	0.01	14.03
8/24/2021 9:00	0	10.25	0.01	14.03
8/24/2021 7:00	0	10.25	0.01	13.75
8/24/2021 5:00	0	10.25	0.01	12.96
8/24/2021 3:00	0	10.24	0.01	12.98
8/24/2021 1:00	0	10.24	0.01	12.98
8/23/2021 23:00	0	10.24	0.01	13.03
8/23/2021 21:00	0	10.25	0.01	13.12
8/23/2021 19:00	0	10.24	0.01	13.29
8/23/2021 17:00	0	10.24	0.01	13.56
8/23/2021 15:00	0	10.24	0.01	13.67
8/23/2021 13:00	0	10.24	0.01	13.72

Received	Pressure PSI	Temperature C	Elevation F	TL Battery V
8/23/2021 11:00	0	10.24	0.01	13.89
8/23/2021 9:00	0	10.24	0.01	14.01
8/23/2021 7:00	0	10.24	0.01	13.46
8/23/2021 5:00	0	10.23	0.01	12.91
8/23/2021 3:00	0	10.23	0.01	12.93
8/23/2021 1:00	0	10.23	0.01	12.96
8/22/2021 23:00	0	10.23	0.01	13.05
8/22/2021 21:00	0	10.23	0.01	13.12
8/22/2021 19:00	0	10.23	0.01	13.27
8/22/2021 17:00	0	10.23	0.01	13.53
8/22/2021 15:00	0	10.23	0.01	13.6
8/22/2021 13:00	0	10.23	0.01	13.75
8/22/2021 11:00	0	10.23	0.01	13.7
8/22/2021 9:00	0	10.23	0.01	14.03
8/22/2021 7:00	0	10.22	0.01	13.53
8/22/2021 5:00	0	10.22	0.01	12.93
8/22/2021 3:00	0	10.22	0.01	12.96
8/22/2021 1:00	0	10.22	0.01	13
8/21/2021 23:00	0	10.22	0.01	13.08
8/21/2021 21:00	0	10.22	0.01	13.15
8/21/2021 19:00	0	10.22	0.01	13.34
8/21/2021 17:00	0	10.22	0.01	13.56
8/21/2021 15:00	0	10.23	0.01	13.63
8/21/2021 13:00	0	10.22	0.01	13.7
8/21/2021 11:00	0	10.22	0.01	13.89
8/21/2021 9:00	0	10.22	0.01	14.01
8/21/2021 7:00	0	10.21	0.01	13.58
8/21/2021 5:00	0	10.21	0.01	12.91
8/21/2021 3:00	0	10.22	0.01	12.93
8/21/2021 1:00	0	10.21	0.01	12.98
8/20/2021 23:00	0	10.22	0.01	13.05
8/20/2021 21:00	0	10.21	0.01	13.15
8/20/2021 19:00	0	10.21	0.01	13.32
8/20/2021 17:00	0	10.22	0.01	13.53
8/20/2021 15:00	0	10.21	0.01	13.63
8/20/2021 13:00	0	10.21	0.01	13.75
8/20/2021 11:00	0	10.21	0.01	14.01
8/20/2021 9:00	0	10.21	0.01	14.06
8/20/2021 7:00	0	10.21	0.01	13.87
8/20/2021 5:00	0	10.21	0.01	12.98
8/20/2021 3:00	0	10.2	0.01	12.98
8/20/2021 1:00	0.01	10.2	0.01	13
8/19/2021 23:00	0	10.2	0.01	13.1
8/19/2021 21:00	0	10.2	0.01	13.2
8/19/2021 19:00	0	10.2	0.01	13.36
8/19/2021 17:00	0	10.2	0.01	13.6

Received	Pressure PSI	Temperature C	Elevation F	TL Battery V
8/19/2021 15:00	0	10.2	0.01	13.67
8/19/2021 13:00	0	10.2	0.01	13.7
8/19/2021 11:00	0	10.2	0.01	13.94
8/19/2021 9:00	0	10.2	0.01	13.94
8/19/2021 7:00	0	10.2	0.01	13.82
8/19/2021 5:00	0	10.19	0.01	12.88
8/19/2021 3:00	0	10.2	0.01	12.91
8/19/2021 1:00	0	10.2	0.01	12.96
8/18/2021 23:00	0	10.19	0.01	12.98
8/18/2021 21:00	0	10.19	0.01	13.03
8/18/2021 19:00	0	10.19	0.01	13.29
8/18/2021 17:00	0	10.19	0.01	13.51
8/18/2021 15:00	0	10.19	0.01	13.58
8/18/2021 13:00	0	10.19	0.01	13.75
8/18/2021 11:00	0	10.19	0.01	13.99
8/18/2021 9:00	0	10.19	0.01	14.01
8/18/2021 7:00	0	10.19	0.01	13.79
8/18/2021 5:00	0	10.19	0.01	12.91
8/18/2021 3:00	0	10.18	0.01	12.96
8/18/2021 1:00	0	10.18	0.01	12.98
8/17/2021 23:00	0	10.18	0.01	13
8/17/2021 21:00	0	10.18	0.01	13.1
8/17/2021 19:00	0	10.18	0.01	13.29
8/17/2021 17:00	0	10.18	0.01	13.48
8/17/2021 15:00	0	10.18	0.01	13.63
8/17/2021 13:00	0	10.18	0.01	13.75
8/17/2021 11:00	0	10.18	0.01	13.96
8/17/2021 9:00	0	10.18	0.01	13.96
8/17/2021 7:00	0	10.18	0.01	13.7
8/17/2021 5:00	0	10.17	0.01	12.88
8/17/2021 3:00	0	10.17	0.01	12.93
8/17/2021 1:00	0	10.17	0.01	12.96
8/16/2021 23:00	0	10.17	0.01	13.03
8/16/2021 21:00	0	10.17	0.01	13.1
8/16/2021 19:00	0	10.17	0.01	13.24
8/16/2021 17:00	0	10.17	0.01	13.63
8/16/2021 15:00	0	10.17	0.01	13.58
8/16/2021 13:00	0	10.17	0.01	13.65
8/16/2021 11:00	0	10.17	0.01	13.96
8/16/2021 9:00	0	10.17	0.01	13.63
8/16/2021 7:00	0	10.17	0.01	13.79
8/16/2021 5:00	0	10.16	0.01	12.88
8/16/2021 3:00	0	10.16	0.01	12.93
8/16/2021 1:00	0	10.17	0.01	12.93
8/15/2021 23:00	0	10.16	0.01	12.98
8/15/2021 21:00	0	10.16	0.01	13.03

Received	Pressure PSI	Temperature C	Elevation F	TL Battery V
8/15/2021 19:00	0	10.16	0.01	13.15
8/15/2021 17:00	0	10.16	0.01	13.32
8/15/2021 15:00	0	10.16	0.01	13.51
8/15/2021 13:00	0	10.17	0.01	13.75
8/15/2021 11:00	0	10.17	0.01	13.99
8/15/2021 9:00	0	10.16	0.01	14.03
8/15/2021 7:00	0	10.16	0.01	13.84
8/15/2021 5:00	0	10.16	0.01	12.93
8/15/2021 3:00	0	10.16	0.01	12.96
8/15/2021 1:00	0	10.15	0.01	13
8/14/2021 23:00	0	10.15	0.01	13.05
8/14/2021 21:00	0	10.15	0.01	13.12
8/14/2021 19:00	0	10.15	0.01	13.29
8/14/2021 17:00	0	10.15	0.01	13.56
8/14/2021 15:00	0	10.15	0.01	13.65
8/14/2021 13:00	0	10.15	0.01	13.7
8/14/2021 11:00	0	10.15	0.01	14.01
8/14/2021 9:00	0	10.15	0.01	14.01
8/14/2021 7:00	0	10.15	0.01	13.87
8/14/2021 5:00	0	10.15	0.01	12.93
8/14/2021 3:00	0	10.15	0.01	12.93
8/14/2021 1:00	0	10.15	0.01	12.98
8/13/2021 23:00	0	10.15	0.01	13.03
8/13/2021 21:00	0	10.14	0.01	13.12
8/13/2021 19:00	0	10.15	0.01	13.29
8/13/2021 17:00	0	10.14	0.01	13.51
8/13/2021 15:00	0	10.14	0.01	13.63
8/13/2021 13:00	0	10.14	0.01	13.77
8/13/2021 11:00	0	10.14	0.01	13.99
8/13/2021 9:00	0	10.14	0.01	14.01
8/13/2021 7:00	0	10.14	0.01	13.82
8/13/2021 5:00	0	10.14	0.01	12.93
8/13/2021 3:00	0	10.14	0.01	12.96
8/13/2021 1:00	0	10.13	0.01	12.96
8/12/2021 23:00	0	10.13	0.01	13
8/12/2021 21:00	0	10.13	0.01	13.05
8/12/2021 19:00	0	10.13	0.01	13.34
8/12/2021 17:00	0	10.13	0.01	13.44
8/12/2021 15:00	0	10.13	0.01	13.6
8/12/2021 13:00	0	10.13	0.01	13.72
8/12/2021 11:00	0	10.13	0.01	13.82
8/12/2021 9:00	0	10.13	0.01	13.99
8/12/2021 7:00	0	10.13	0.01	13.7
8/12/2021 5:00	0	10.13	0.01	12.93
8/12/2021 3:00	0	10.13	0.01	12.98
8/12/2021 1:00	0	10.13	0.01	13.03

Received	Pressure PSI	Temperature C	Elevation F	TL Battery V
8/11/2021 23:00	0	10.12	0.01	13.03
8/11/2021 21:00	0	10.12	0.01	13.1
8/11/2021 19:00	0	10.12	0.01	13.32
8/11/2021 17:00	0	10.13	0.01	13.53
8/11/2021 15:00	0	10.12	0.01	13.48
8/11/2021 13:00	0	10.12	0.01	13.77
8/11/2021 11:00	0	10.12	0.01	13.94
8/11/2021 9:00	0	10.12	0.01	13.79
8/11/2021 7:00	0	10.12	0.01	13.79
8/11/2021 5:00	0	10.12	0.01	12.96
8/11/2021 3:00	0	10.11	0.01	12.98
8/11/2021 1:00	0	10.11	0.01	12.98
8/10/2021 23:00	0	10.12	0.01	13.03
8/10/2021 21:00	0	10.11	0.01	13.08
8/10/2021 19:00	0	10.12	0.01	13.17
8/10/2021 17:00	0	10.12	0.01	13.29
8/10/2021 15:00	0	10.12	0.01	13.58
8/10/2021 13:00	0	10.11	0.01	13.75
8/10/2021 11:00	0	10.11	0.01	13.7
8/10/2021 9:00	0	10.11	0.01	13.44
8/10/2021 7:00	0	10.11	0.01	13
8/10/2021 5:00	0	10.11	0.01	12.96
8/10/2021 3:00	0	10.1	0.01	12.98
8/10/2021 1:00	0	10.11	0.01	13
8/9/2021 23:00	0	10.11	0.01	13.05
8/9/2021 21:00	0	10.1	0.01	13.1
8/9/2021 19:00	0	10.11	0.01	13.24
8/9/2021 17:00	0	10.11	0.01	13.48
8/9/2021 15:00	0	10.11	0.01	13.6
8/9/2021 13:00	0	10.1	0.01	13.72
8/9/2021 11:00	0	10.1	0.01	13.96
8/9/2021 9:00	0	10.1	0.01	14.01
8/9/2021 7:00	0	10.1	0.01	13.79

Appendix E

Mann-Kendall Trend Analysis

RDX Man-Kendall Trend Analyses

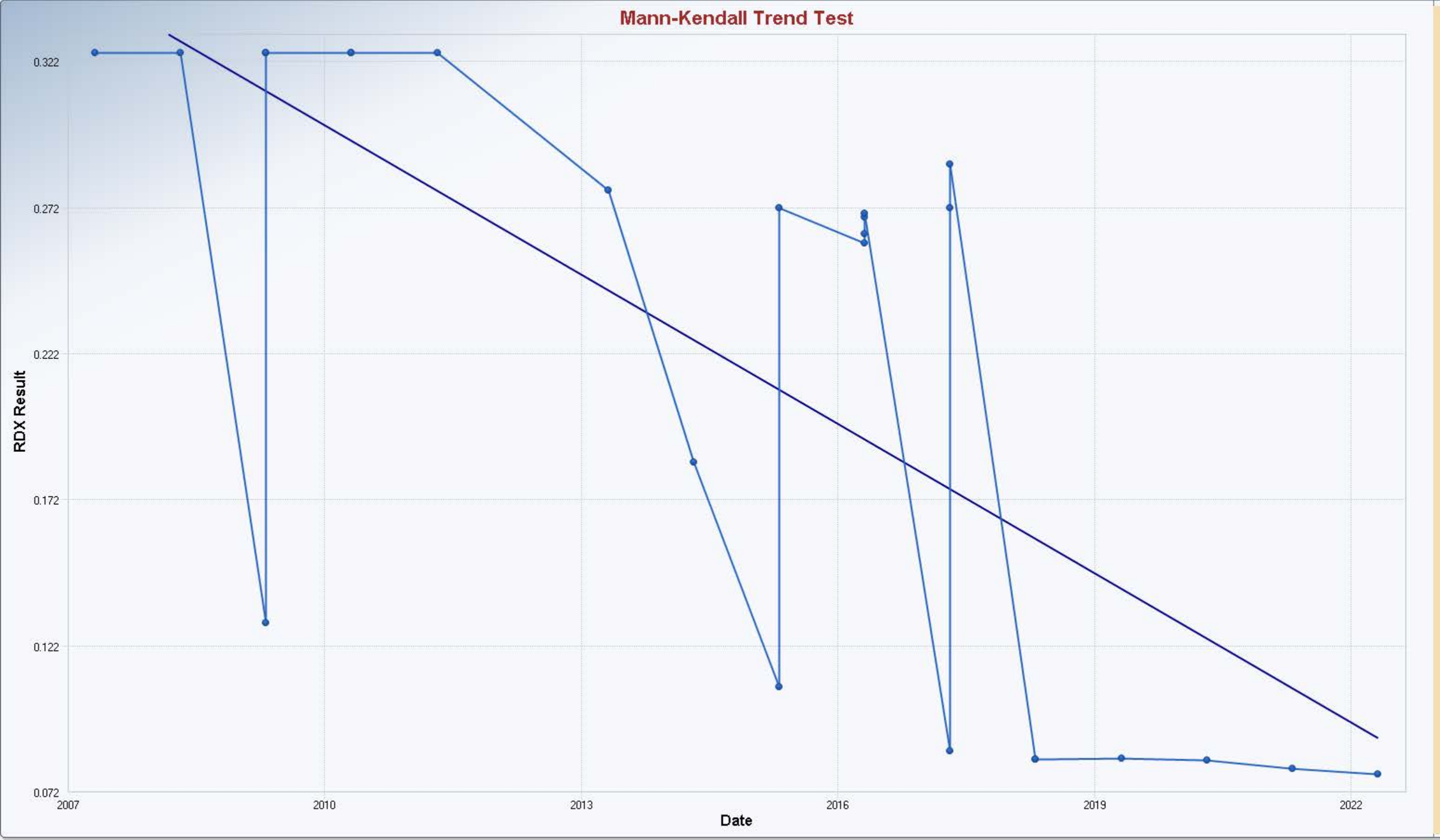

Mann-Kendall Trend Analysis

n	25
Confidence Coefficient	0.9500
Level of Significance	0.0500
Standard Deviation of S	42.2729
Standardized Value of S	-4.2107
M-K Test Value (S)	-179
Appx. Critical Value (0.05)	-1.6449
Approximate p-value	0.0000

OLS Regression Line (Blue)

OLS Regression Slope	-0.0170
OLS Regression Intercept	34.5387

Statistically significant evidence of a decreasing trend at the specified level of significance.

E-1: Between E252 and Water at Beta RDX Mann-Kendall Trend Analysis

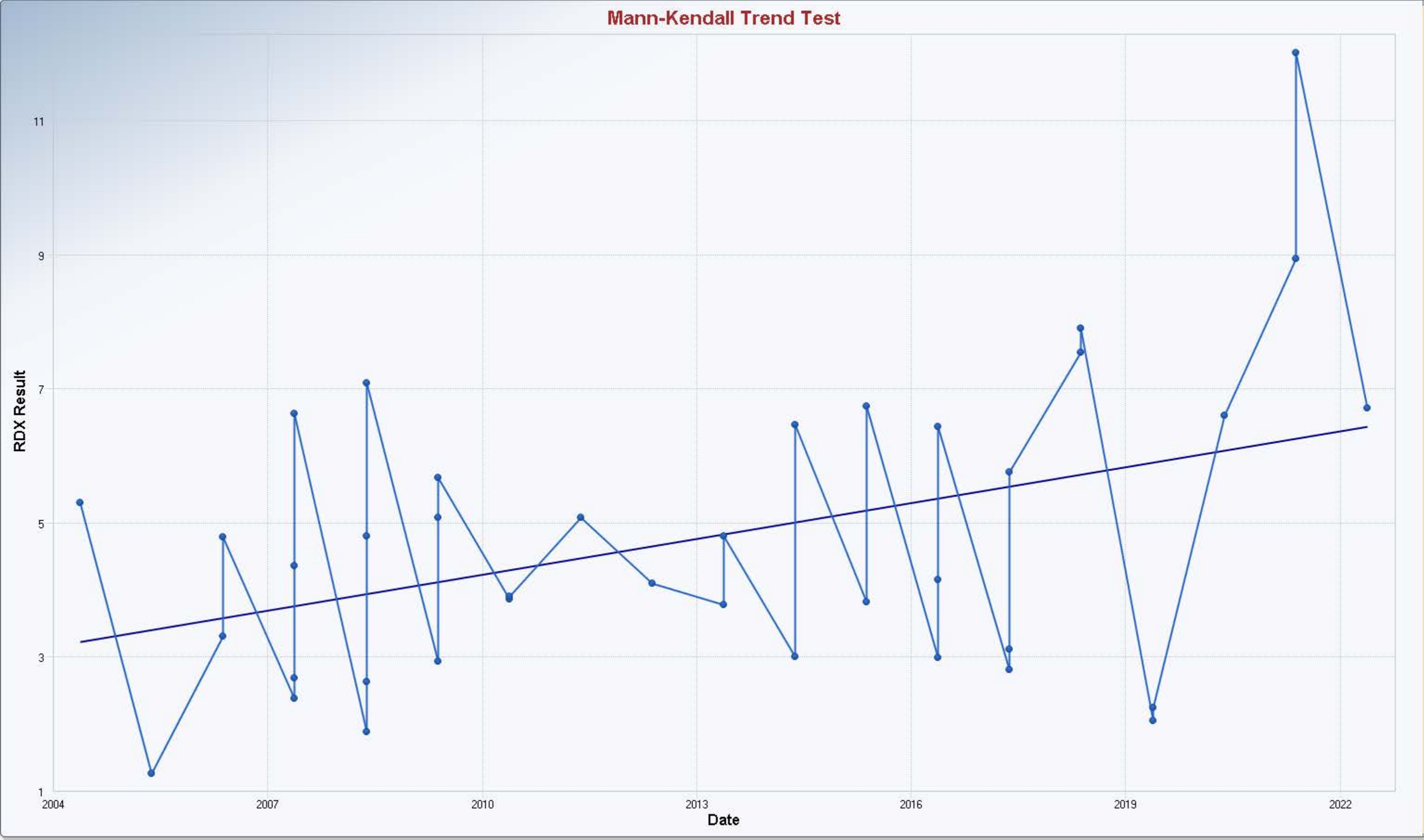

Mann-Kendall Trend Analysis	
n	39
Confidence Coefficient	0.9500
Level of Significance	0.0500
Standard Deviation of S	82.6599
Standardized Value of S	2.3349
M-K Test Value (S)	194
Appx. Critical Value (0.05)	1.6449
Approximate p-value	0.0098

OLS Regression Line (Blue)	
OLS Regression Slope	0.1781
OLS Regression Intercept	-353.9654

Statistically significant evidence of an increasing trend at the specified level of significance.

E-2: Bulldog Spring RDX Mann-Kendall Trend Analysis

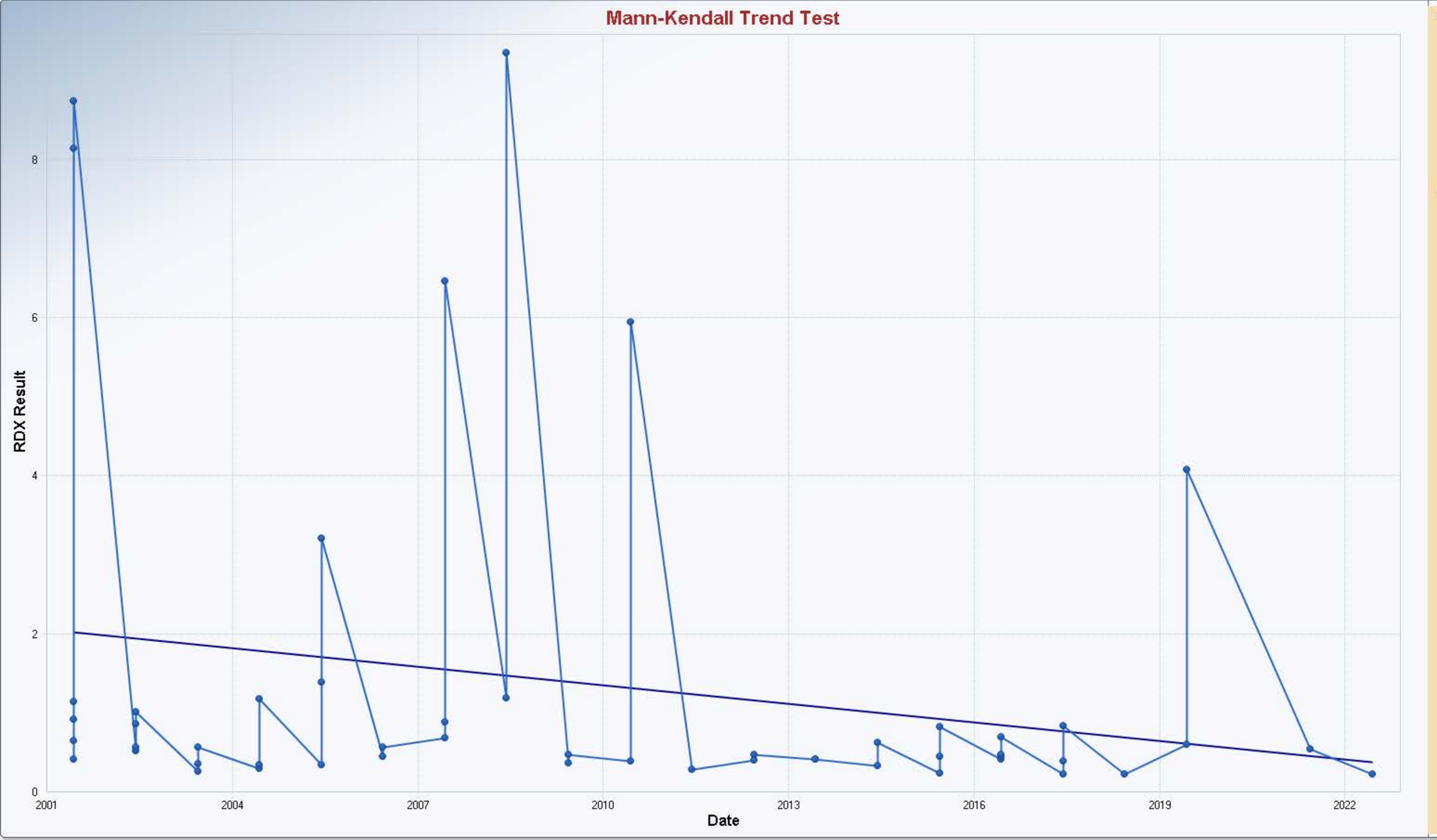

Mann-Kendall Trend Analysis

n	52
Confidence Coefficient	0.9500
Level of Significance	0.0500
Standard Deviation of S	126.7096
Standardized Value of S	-1.7599
M-K Test Value (S)	-224
Appx. Critical Value (0.05)	-1.6449
Approximate p-value	0.0392

OLS Regression Line (Blue)

OLS Regression Slope	-0.0780
OLS Regression Intercept	157.9936

Statistically significant evidence of a decreasing trend at the specified level of significance.

E-3: CDV-16-02656
RDX Mann-Kendall Trend Analysis

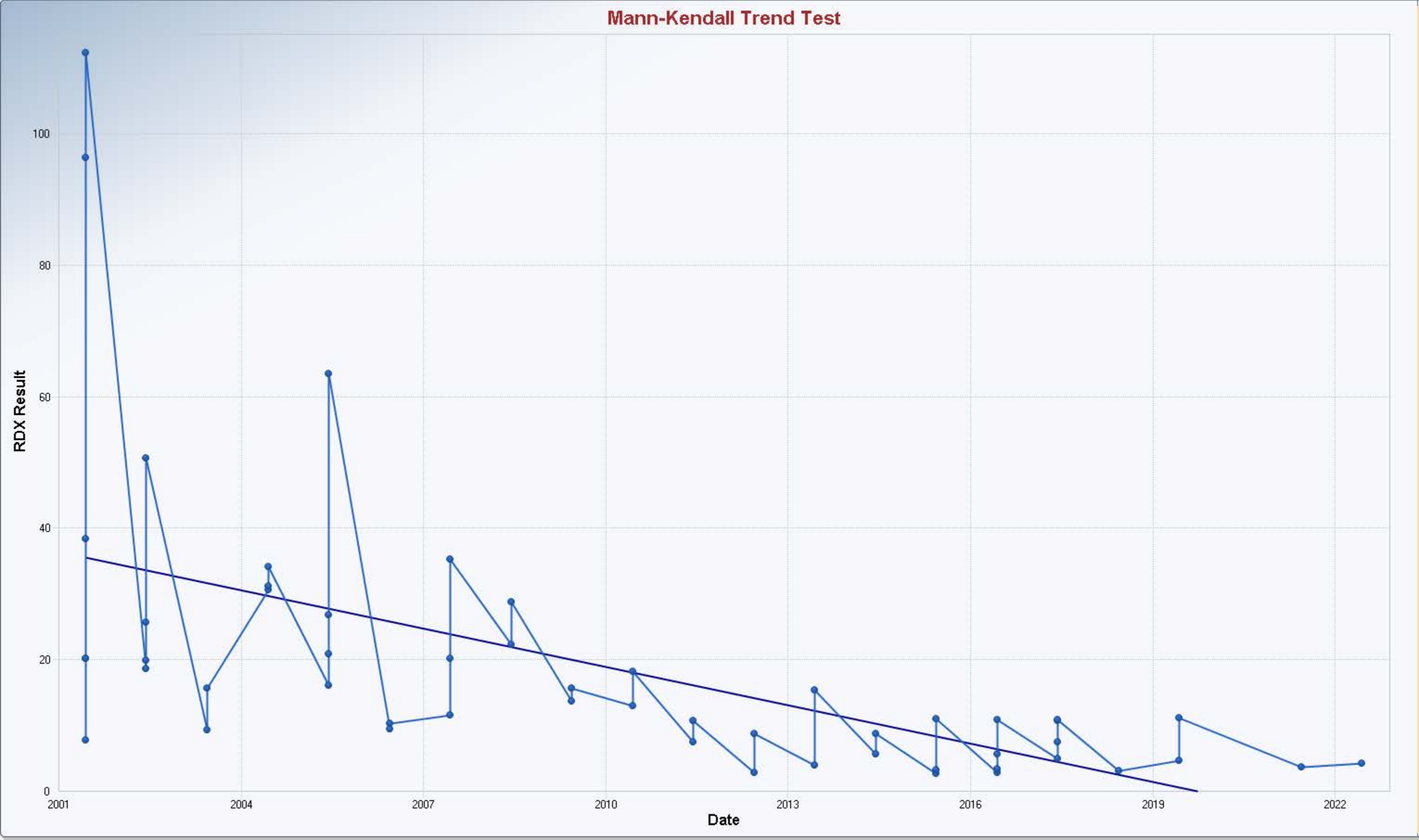

Mann-Kendall Trend Analysis

n	54
Confidence Coefficient	0.9500
Level of Significance	0.0500
Standard Deviation of S	134.0199
Standardized Value of S	-5.2753
M-K Test Value (S)	-708
Appx. Critical Value (0.05)	-1.6449
Approximate p-value	0.0000

OLS Regression Line (Blue)

OLS Regression Slope	-1.9433
OLS Regression Intercept	3,923.8559

Statistically significant evidence of a decreasing trend at the specified level of significance.

E-4: CDV-16-02659
RDX Mann-Kendall Trend Analysis

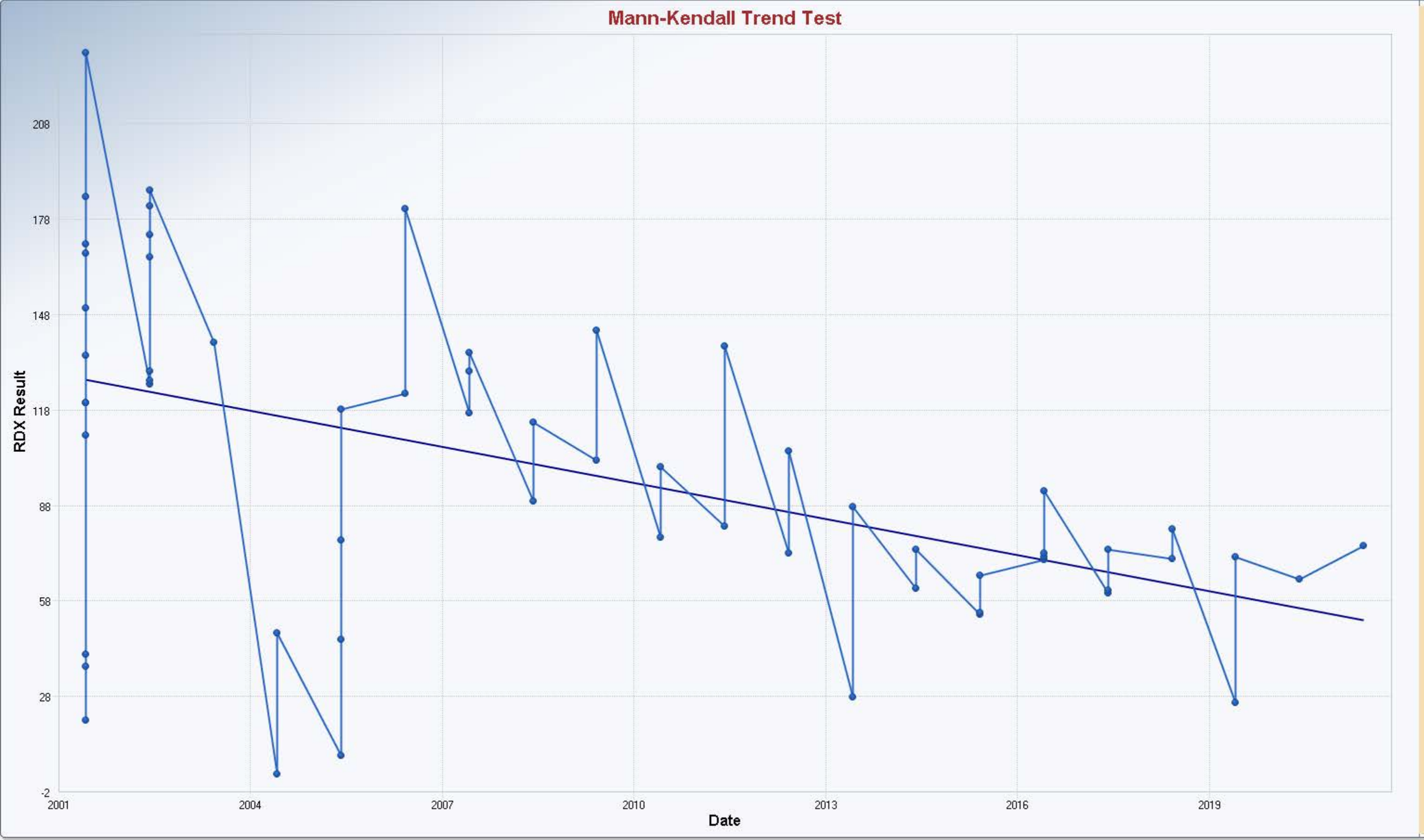

Mann-Kendall Trend Analysis	
n	61
Confidence Coefficient	0.9500
Level of Significance	0.0500
Standard Deviation of S	160.6902
Standardized Value of S	-3.4041
M-K Test Value (S)	-548
Appx. Critical Value (0.05)	-1.6449
Approximate p-value	0.0003

OLS Regression Line (Blue)	
OLS Regression Slope	-3.7904
OLS Regression Intercept	7,712.0718

Statistically significant evidence of a decreasing trend at the specified level of significance.

E-5: Martin Spring RDX Mann-Kendall Trend Analysis

Barium Mann-Kendall Trend Analyses

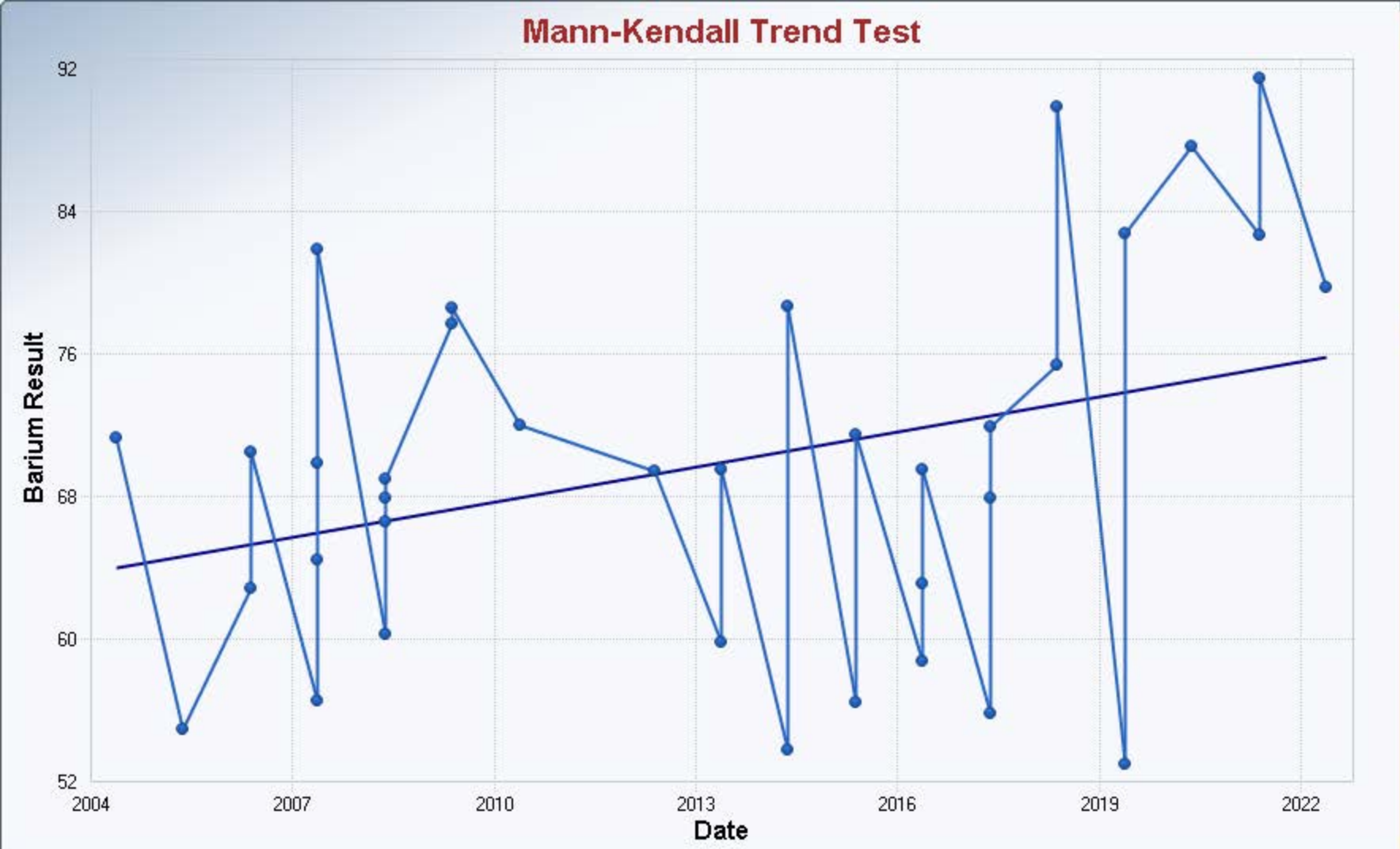

Mann-Kendall Trend Analysis

n	36
Confidence Coefficient	0.9500
Level of Significance	0.0500
Standard Deviation of S	73.4030
Standardized Value of S	2.2479
M-K Test Value (S)	166
Appx. Critical Value (0.05)	1.6449
Approximate p-value	0.0123

OLS Regression Line (Blue)

OLS Regression Slope	0.6534
OLS Regression Intercept	-1,245.1679

Statistically significant evidence of an increasing trend at the specified level of significance.

E-6 Bulldog Spring Barium MannKendall Trend Analysis

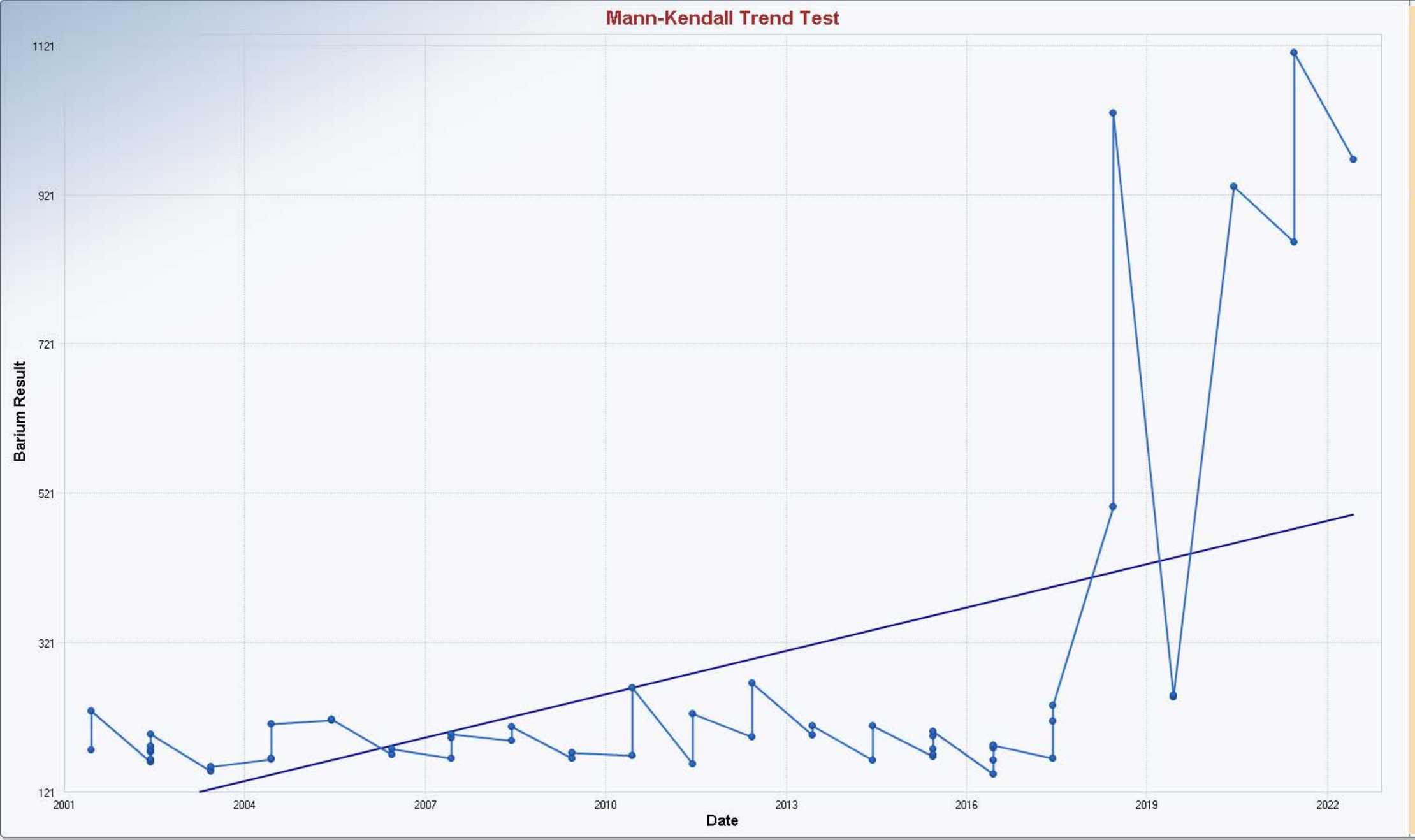

Mann-Kendall Trend Analysis

n	58
Confidence Coefficient	0.9500
Level of Significance	0.0500
Standard Deviation of S	149.0380
Standardized Value of S	3.9050
M-K Test Value (S)	583
Appx. Critical Value (0.05)	1.6449
Approximate p-value	0.0000

OLS Regression Line (Blue)

OLS Regression Slope	19.4469
OLS Regression Intercept	-38,828.5942

Statistically significant evidence of an increasing trend at the specified level of significance.

E-7: Burning Ground Spring Barium Mann-Kendall Trend Analysis

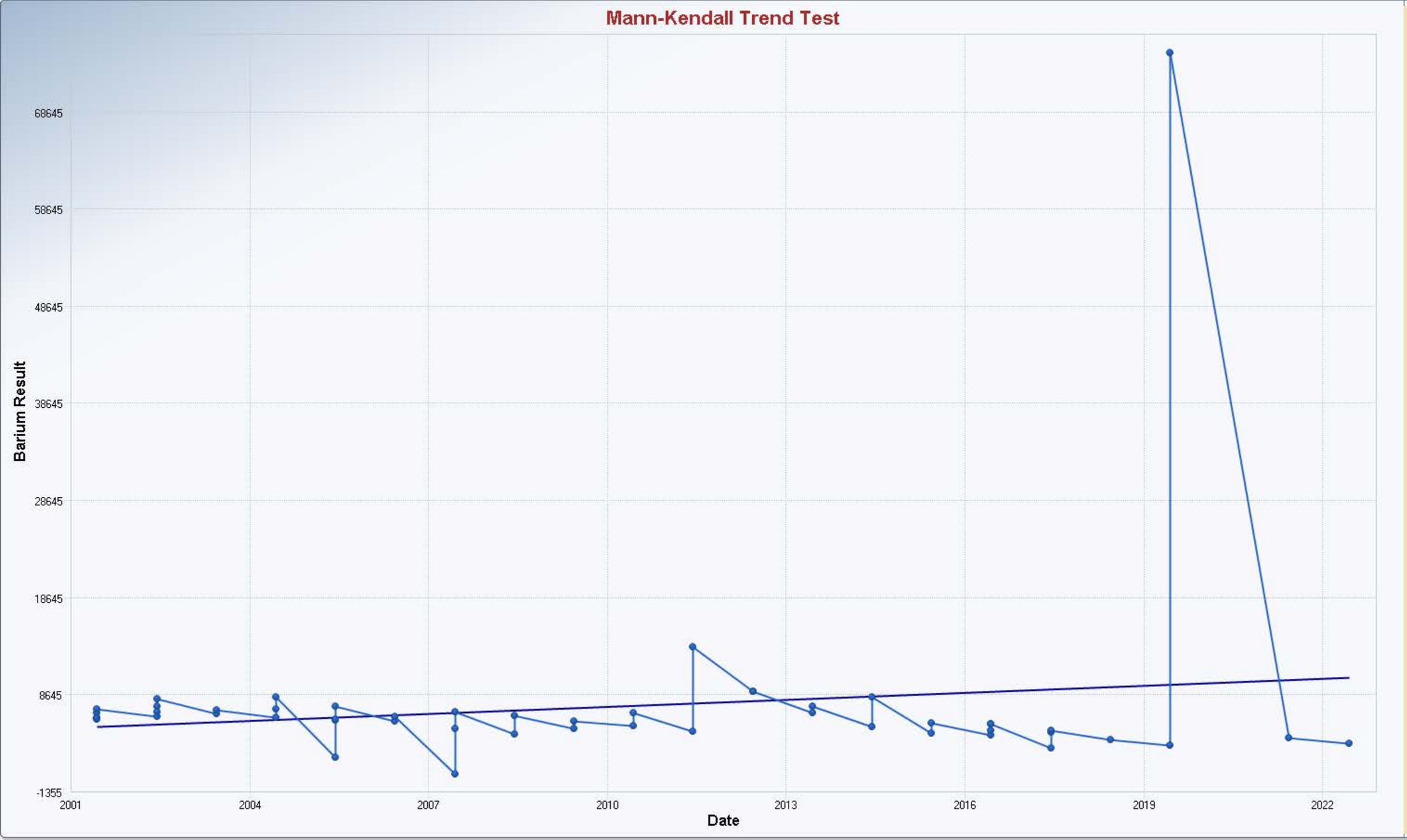

Mann-Kendall Trend Analysis

n	52
Confidence Coefficient	0.9500
Level of Significance	0.0500
Standard Deviation of S	126.7215
Standardized Value of S	-2.7935
M-K Test Value (S)	-355
Appx. Critical Value (0.05)	-1.6449
Approximate p-value	0.0026

OLS Regression Line (Blue)

OLS Regression Slope	240.7174
OLS Regression Intercept	-476,317.5546

Statistically significant evidence of a decreasing trend at the specified level of significance.

E-8:CDV-16-02659
Barium Mann-Kendall Trend Analysis

Mann-Kendall Trend Analysis

n	21
Confidence Coefficient	0.9500
Level of Significance	0.0500
Standard Deviation of S	33.1160
Standardized Value of S	-4.1370
M-K Test Value (S)	-138
Tabulated p-value	0.0000
Approximate p-value	0.0000

OLS Regression Line (Blue)

OLS Regression Slope	-2,235.2210
OLS Regression Intercept	4,515,380.2777

Statistically significant evidence of a decreasing trend at the specified level of significance.

E-9: CDV-16-611923
Barium Mann-Kendall Trend Analysis

Mann-Kendall Trend Analysis

n	18
Confidence Coefficient	0.9500
Level of Significance	0.0500
Standard Deviation of S	26.3818
Standardized Value of S	-2.0848
M-K Test Value (S)	-56
Tabulated p-value	0.0160
Approximate p-value	0.0185

OLS Regression Line (Blue)

OLS Regression Slope	-583.2492
OLS Regression Intercept	1,179,464.9712

Statistically significant evidence of a decreasing trend at the specified level of significance.

E-10 CDV-16-611937
Barium Mann-Kendall Trend Analysis

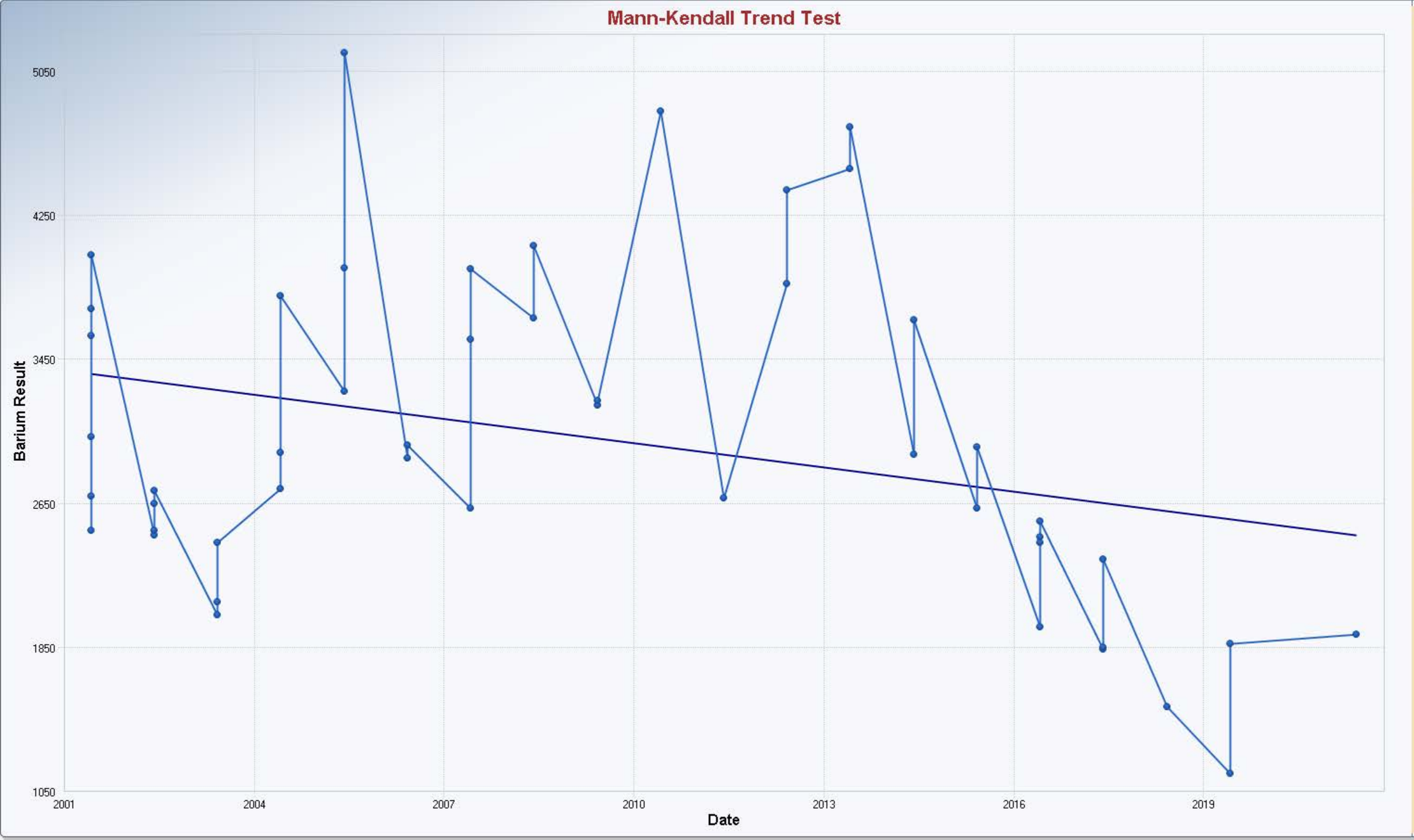

Mann-Kendall Trend Analysis

n	49
Confidence Coefficient	0.9500
Level of Significance	0.0500
Standard Deviation of S	115.9986
Standardized Value of S	-1.8104
M-K Test Value (S)	-211
Appx. Critical Value (0.05)	-1.6449
Approximate p-value	0.0351

OLS Regression Line (Blue)

OLS Regression Slope	-44.8364
OLS Regression Intercept	93,084.6608

Statistically significant evidence of a decreasing trend at the specified level of significance.

E-11:CDV-16-02656 Barium Mann-Kendall TrendAnalysis

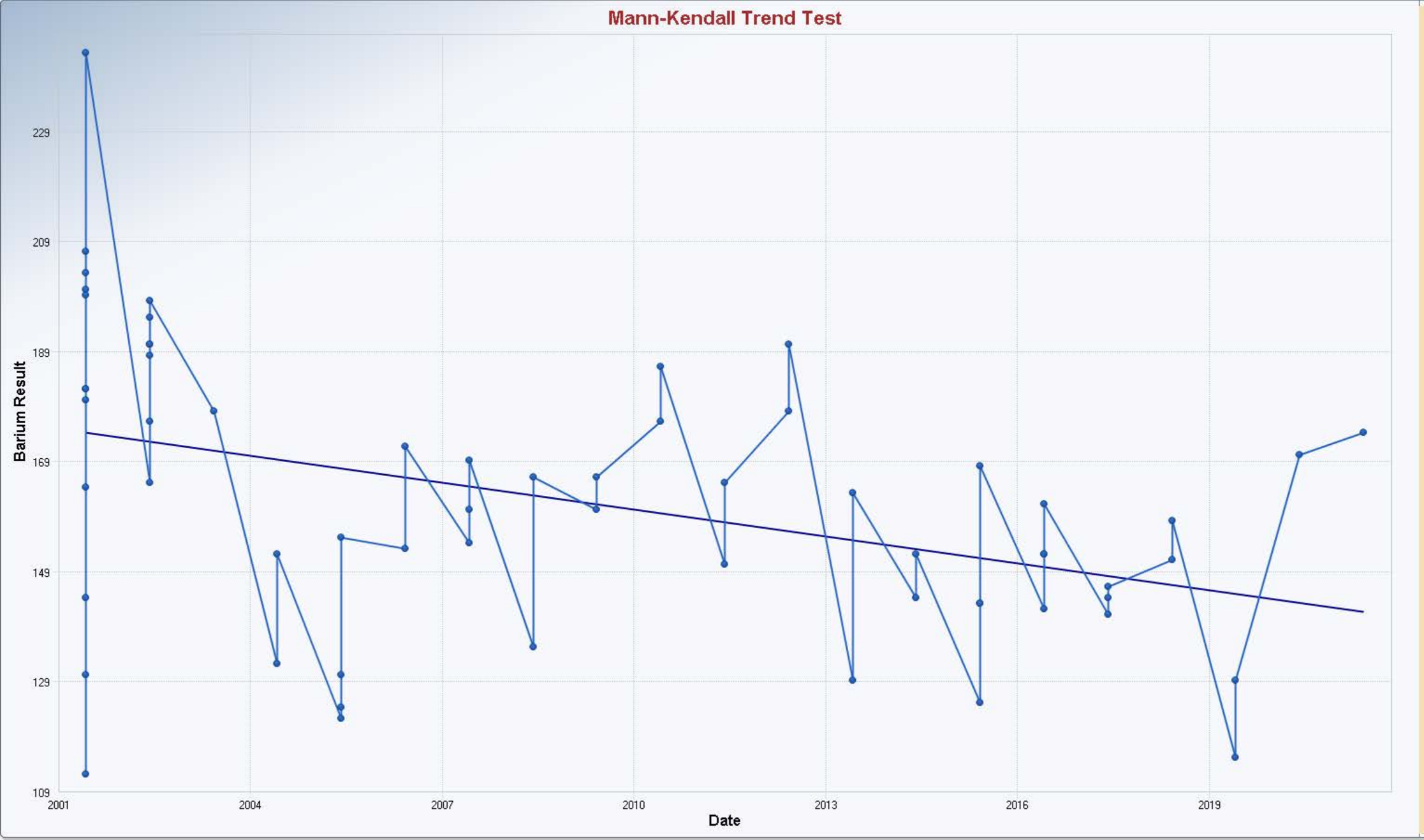

Mann-Kendall Trend Analysis

n	62
Confidence Coefficient	0.9500
Level of Significance	0.0500
Standard Deviation of S	164.5580
Standardized Value of S	-2.8379
M-K Test Value (S)	-468
Appx. Critical Value (0.05)	-1.6449
Approximate p-value	0.0023

OLS Regression Line (Blue)

OLS Regression Slope	-1.6300
OLS Regression Intercept	3,435.6181

Statistically significant evidence of a decreasing trend at the specified level of significance.

E-12: Martin Spring Barium Mann-Kendall Trend Analysis

1612000 1613000 1614000 1615000 1616000 1617000 1618000 1619000 1620000 1621000

1767000 1766000 1765000 1764000 1763000 1762000

Pajarito below S&N Ancho E basin confluence

Bulldog Spring

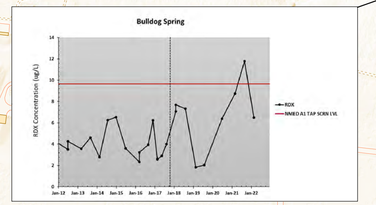

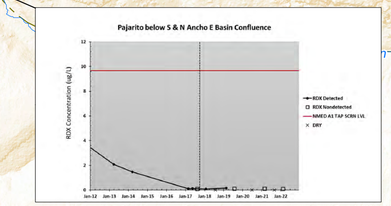

Arroyo de La Delfe

T A - 0 9

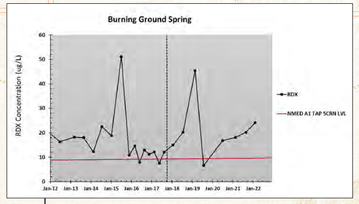

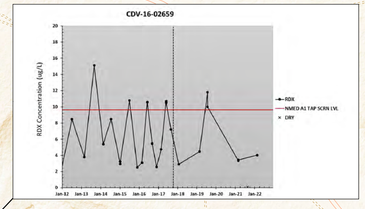

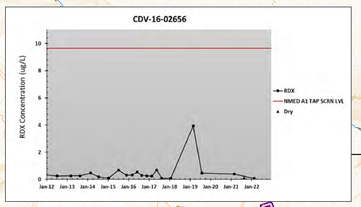

CdV-16-02656

SWSC Spring

Burning Ground Spring

CdV-16-02659

Cañon de Valle below MDA P

Three-Mile Canyon

CdV-16-611923

CDV-16-611937

16-61439 (PRB Alluvial Seep)

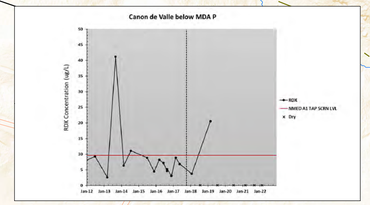

T A - 1 4

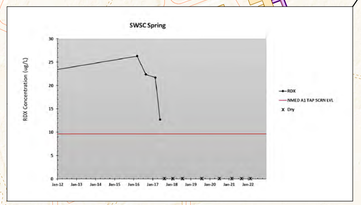

Canon de Valle

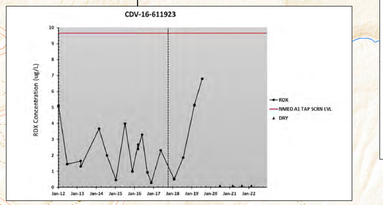

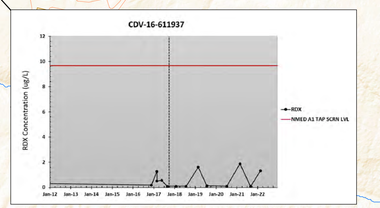

T A - 1 5

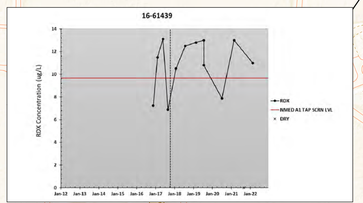

T A - 1 6

Fish Ladder Canyon

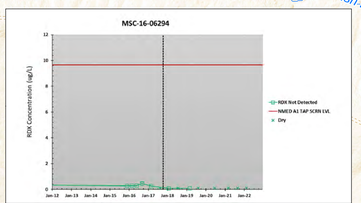

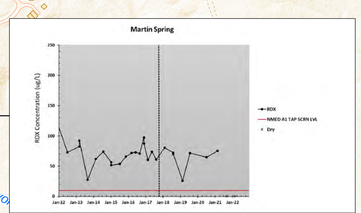

Martin Spring

S-Site Canyon

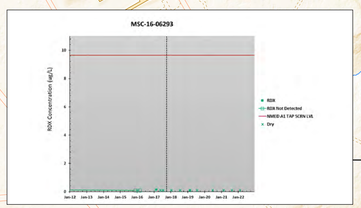

MSC-16-06293

MSC-16-06294

New Mexico State Plane Coordinate System Central Zone (3002)
North American Datum, 1983 (NAD 83)

US Survey Ft

GIS: Dave Frank, david.frank@em-la.doe.gov, 551-2945
Created: 22-August-2018
Last Opened: Tuesday, July 12, 2022

File: map_14-0080-52_canon_de_valle_RDX_july_2022

DISCLAIMER: This map was created for work processes associated with the LLCC. All other uses for this map should be confirmed with N3B staff.

0 250 500 1,000
Feet

Plate 1. RDX concentrations across the canyons

- Base-flow location
- Alluvial well location
- Spring
- PRB cutoff wall
- Connector piping
- Drainage channel
- TA boundary
- Unpaved road
- Paved road
- Structure
- TA-16 260 Outfall

Note: all data points represent post 2011 remediation activities

Path: Q:\14-Projects\14-0080\mxd\other_rdx_plates\map_14-0080-52_canon_de_valle_RDX_july_2022.mxd

1612000 1613000 1614000 1615000 1616000 1617000 1618000 1619000 1620000 1621000

1767000 1766000 1765000 1764000 1763000 1762000

Bulldog Spring

Pajarito below S&N Ancho E basin confluence



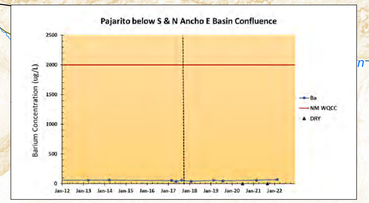

Arroyo de La Delfe

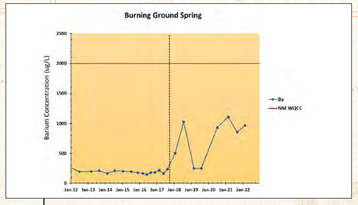

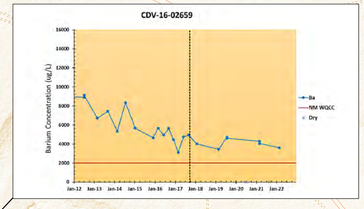

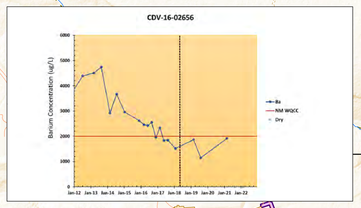

CdV-16-02656

SWSC Spring

Burning Ground Spring

CdV-16-02659

Cañon de Valle below MDA P

CdV-16-611923

CDV-16-611937

16-61439 (PRB Alluvial Seep)

T A - 1 4

Three-Mile Canyon

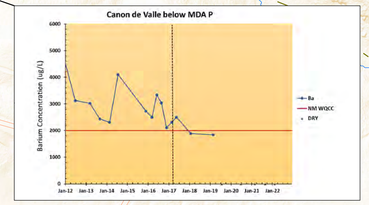

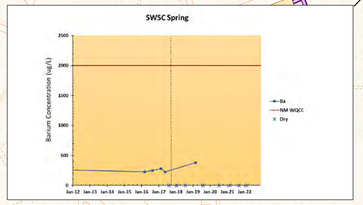

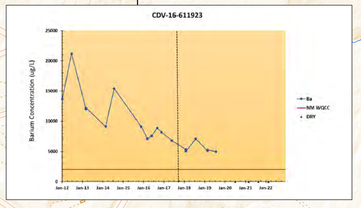

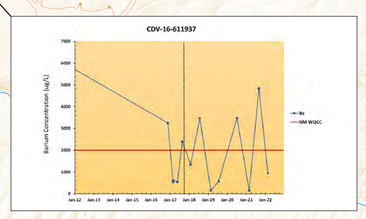

Canon de Valle

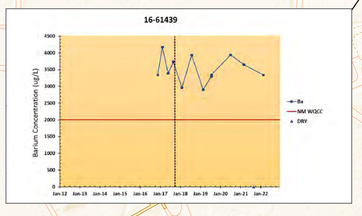

Fish Ladder Canyon

T A - 1 6

T A - 1 5

Martin Spring

S-Site Canyon

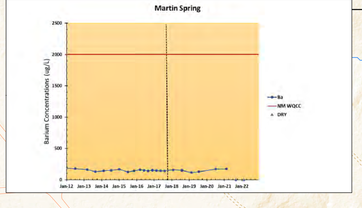

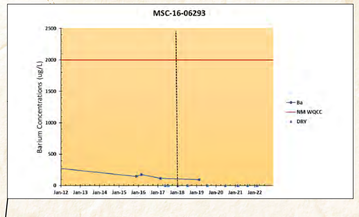

MSC-16-06293

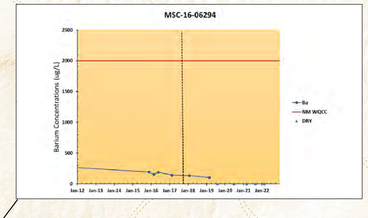

MSC-16-06294

New Mexico State Plane Coordinate System Central Zone (3002)
North American Datum, 1983 (NAD 83)

US Survey Ft

GIS: Dave Frank, david.frank@em-la.doe.gov, 551-2945
Created: 22-August-2018
Last Opened: Tuesday, July 12, 2022

File: map_14-0080-51_canon_de_valle_barium_july_2022

DISCLAIMER: This map was created for work processes associated with the LLCC. All other uses for this map should be confirmed with N3B staff.

0 250 500 1,000
Feet

Plate 2. Barium concentrations across the canyons

- Base-flow location
- Alluvial well location
- Spring
- PRB cutoff wall
- Connector piping
- Drainage channel
- TA boundary
- Unpaved road
- Paved road
- Structure
- TA-16 260 Outfall

Note: all data points represent post 2011 remediation activities

Path: Q:\14-Projects\14-0080\mxd\other_rdx_plates\map_14-0080-51_canon_de_valle_barium_july_2022.mxd