Ltr: EMID-701789
Gen Surv PMR: 701869
Base Flow PMR: 701870

DEPARTMENT OF ENERGY
Environmental Management Los Alamos Field Office (EM-LA)
Los Alamos, New Mexico 87544

RECEIVED
NOV 30 2021
NMED Hazardous
Waste Bureau

EMLA-2022-BF004-02-001

November 30, 2021

Mr. Rick Shean
Bureau Chief
Hazardous Waste Bureau
New Mexico Environment Department
2905 Rodeo Park Drive East, Building 1
Santa Fe, NM 87505-6313

Subject: Submittal of the 2021 Annual Periodic Monitoring Reports for the General Surveillance Monitoring Group and Base Flow Sampling

Dear Mr. Shean:

Enclosed please find two hard copies each with electronic files of the "2021 Annual Periodic Monitoring Report for the General Surveillance Monitoring Group: Los Alamos and Pueblo Canyon, Mortandad and Sandia Canyon, Water Canyon/Cañon de Valle, Ancho Canyon, White Rock Canyon, and Pajarito Canyon Watersheds" and the "2021 Annual Periodic Monitoring Report for Base Flow Sampling: Los Alamos Canyon, Sandia Canyon, Water Canyon, White Rock Canyon, and Pajarito Canyon Watersheds."

The General Surveillance monitoring group periodic monitoring report (PMR) includes results from sampling campaigns performed during the fourth quarter of monitoring year (MY) 2020 through the third quarter of MY 2021.

The Base Flow sampling PMR includes results from White Rock Canyon General Surveillance sampling campaigns performed during the first and third quarters of MY 2021 and for Technical Area 16 260 base flow locations performed during the fourth quarter of MY 2020 and the second quarter of MY 2021. In addition to results from the current periodic monitoring events (PMEs), results are reported for the previous four PMEs as well as base flow data that have not yet been reported because the validated laboratory data were not available at the time of the previous publications.

These reports are submitted in accordance with Appendix E, Section IV, of the June 2016 Compliance Order on Consent, as modified on February 27, 2017.

If you have any questions, please contact Steve Veenis at (505) 309-1362 (steve.veenis@em-la.doe.gov) or Hai Shen at (505) 709-7600 (hai.shen@em.doe.gov).

Sincerely,

ARTURO DURAN

Digitally signed by ARTURO DURAN
Date: 2021.11.30 08:59:46 -07'00'

Arturo Q. Duran
Compliance and Permitting Manager
Environmental Management
Los Alamos Field Office

Enclosures: Two hard copies with electronic files:

1. 2021 Annual Periodic Monitoring Report for the General Surveillance Monitoring Group: Los Alamos and Pueblo Canyon, Mortandad and Sandia Canyon, Water Canyon/Cañon de Valle, Ancho Canyon, White Rock Canyon, and Pajarito Canyon Watersheds (EM2021-0560)
2. 2021 Annual Periodic Monitoring Report for Base Flow Sampling: Los Alamos Canyon, Sandia Canyon, Water Canyon, White Rock Canyon, and Pajarito Canyon Watersheds (EM2021-0561)

cc (letter with CD/DVD enclosure[s]):
Laurie King, EPA Region 6, Dallas, TX
Raymond Martinez, San Ildefonso Pueblo, NM
Dino Chavarria, Santa Clara Pueblo, NM
Richard Carpenter, City of Santa Fe, NM
Steven Lynne, Los Alamos County, NM (2 copies)
Jack Richardson, Los Alamos County, NM
Chris Catechis, NMED-DOE-OB/-RPD
Steve Yanicak, NMED-DOE-OB
Justin Ball, NMED-GWQB
Cheryl Rodriguez, EM-LA
Hai Shen, EM-LA
emla.docs@em.doe.gov
n3brecords@em-la.doe.gov
Public Reading Room (EPRR)
PRS website

cc (letter emailed without enclosure[s]):
Jennifer Payne, LANL
Stephen Hoffman, NA-LA
Peter Maggiore, NA-LA
Felicia Aguilar, N3B
William Alexander, N3B
Emily Day, N3B
David Fellenz, N3B
Cheryl Fountain, N3B
Jeff Holland, N3B
Danny Katzman, N3B
Kim Lebak, N3B
Joseph Legare, N3B
Dana Lindsay, N3B
Pamela Maestas, N3B
Keith McIntyre, N3B
Joseph Murdock, N3B
Dan Pastor, N3B
Joseph Sena, N3B
Troy Thomson, N3B
Steve Veenis, N3B
Brinson Willis, N3B
M. Lee Bishop, EM-LA
John Evans, EM-LA
David Nickless, EM-LA
Michael Mikolanis, EM-LA

November 2021
EM2021-0561

2021 Annual Periodic Monitoring Report for Base Flow Sampling: Los Alamos Canyon, Sandia Canyon, Water Canyon, White Rock Canyon, and Pajarito Canyon Watersheds

N3B Los Alamos

Newport News Nuclear BWXT-Los Alamos, LLC (N3B), under the U.S. Department of Energy Office of Environmental Management Contract No. 89303318CEM000007 (the Los Alamos Legacy Cleanup Contract), has prepared this document pursuant to the Compliance Order on Consent, signed June 24, 2016. The Compliance Order on Consent contains requirements for the investigation and cleanup, including corrective action, of contamination at Los Alamos National Laboratory. The U.S. government has rights to use, reproduce, and distribute this document. The public may copy and use this document without charge, provided that this notice and any statement of authorship are reproduced on all copies.

EM2021-0561

2021 Annual Periodic Monitoring Report for Base Flow Sampling: Los Alamos Canyon, Sandia Canyon, Water Canyon, White Rock Canyon, and Pajarito Canyon Watersheds

November 2021

Responsible program director:

Printed Name	Signature	Title	Organization	Date
Steve Veenis	Steve Veenis	Program Director	Water Program	11/17/21

Responsible N3B representative:

Printed Name	Signature	Title	Organization	Date
Troy Thomson	Troy Thomson	Program Manager	N3B Environmental Remediation Program	11/16/21

Responsible DOE EM-LA representative:

Printed Name	Signature	Title	Organization	Date
Arturo Q. Duran	M Lee Bishop for Digitally signed by M Lee Bishop for Date: 2021.11.30 13:51:47 -07'00'	Compliance and Permitting Manager	Office of Quality and Regulatory Compliance	

EXECUTIVE SUMMARY

This annual periodic monitoring report (PMR) presents results for samples collected from base flow locations as part of the monitoring conducted by the Newport News Nuclear BWXT-Los Alamos, LLC, groundwater monitoring program that have not been previously reported. All monitoring work reported in this PMR was conducted pursuant to the “Interim Facility-Wide Groundwater Monitoring Plan for the 2020 Monitoring Year, October 2019–September 2020” (2020 IFGMP) and the “Interim Facility-Wide Groundwater Monitoring Plan for the 2021 Monitoring Year, October 2020–September 2021, Revision 1” (2021 IFGMP), both prepared in accordance with the 2016 Compliance Order on Consent.

All base flow locations monitored are located within the Los Alamos Canyon, Sandia Canyon, Water Canyon, White Rock Canyon, and Pajarito Canyon watersheds.

This PMR presents base flow monitoring results from White Rock Canyon General Surveillance for the first and third quarters of monitoring year (MY) 2021 and Technical Area 16 260 base flow locations for the fourth quarter of MY 2020 and the second quarter of MY 2021. In addition to results from the current periodic monitoring events (PMEs), results are reported for the previous four PMEs as well as base flow data that have not yet been reported because the validated laboratory data were not available at the time of the previous publications.

The White Rock Canyon General Surveillance for the third quarter of MY 2020 was affected by the COVID-19 pandemic. The U.S. Department of Energy Environmental Management Los Alamos Field Office (EM-LA) transitioned to essential mission critical activities (EMCA) status on March 24, 2020. As described in a March 31, 2020, letter from EM-LA to the New Mexico Environment Department Hazardous Waste Bureau, fieldwork was limited to only the activities necessary to ensure the safety of the public, the workers, and the environment. Samples scheduled to be collected in the third quarter of MY 2020 were canceled because of EMCA status. Phased resumption of operations at Los Alamos National Laboratory began on June 8, 2020. An attempt was made to perform the sampling that had been planned for the third quarter of MY 2020. However, the sites were dry at that time and are reported as deviations.

Base flow samples collected during the PMEs were analyzed for all or some of the following analytical groups as specified in the 2020 and 2021 IFGMPs: metals; volatile organic compounds; semivolatile organic compounds; low-level 1,4-dioxane; low-level nitrosamines; per- and polyfluoroalkyl substances; polychlorinated biphenyls; high-explosives compounds and Royal Demolition Explosive degradation products; dioxins and furans; radionuclides (including low-level tritium); and general inorganic chemicals (including perchlorate). The same samples were also analyzed for the following field parameters: dissolved oxygen, flow rate (in gallons per minute), pH, specific conductance, temperature, and turbidity.

Two analytical results reported in this PMR were detected above applicable screening values.

CONTENTS

1.0 INTRODUCTION 1
1.1 Background 2
2.0 SCOPE OF ACTIVITIES 4
2.1 PME Deviations from Planned Scope 4
3.0 REGULATORY CRITERIA 5
4.0 MONITORING RESULTS 6
4.1 Methods and Procedures 6
4.2 Comparison of Target Analytes and Method Detection Limits 6
4.3 Field Parameter Results 6
4.4 Groundwater Elevations 6
5.0 ANALYTICAL DATA RESULTS 6
5.1 Methods and Procedures 6
5.2 Analytical Data 8
5.2.1 Surface Water (Base Flow) 9
5.2.2 Groundwater 9
5.3 Sampling Program Modifications 9
6.0 SUMMARY AND INTERPRETATIONS 10
6.1 Monitoring Results 10
6.2 Analytical Results 10
6.2.1 Surface Water 10
6.3 Data Gaps 10
6.4 Remediation System Monitoring 10
7.0 REFERENCES 10

Figures

Figure 1.1-1 Base flow sampling PMR vicinity map 13
Figure 1.1-2 Base flow sampling PMR locations 14

Tables

Table 2.0-1 Base Flow Sampling Locations and General Information 15
Table 2.1-1 Base Flow Sampling PME Observations and Deviations 16
Table 3.0-1 Sources for Standards and Screening Levels for Surface Water at Los Alamos National Laboratory 18
Table 3.0-2 Base Flow Location Type and Hardness Assignments Used to Select Screening Values 19
Table 4.2-1 Target Analytes with MDLs Equal to or above Screening Values 20
Table 5.2-1 Base Flow Sample Results above Screening Values 22

Appendixes

Appendix A	Field Parameter Results, Including Results from Previous Four Monitoring Events if Available
Appendix B	Groundwater Elevation Measurements
Appendix C	Analytical Chemistry Results, Including Results from Previous Four Monitoring Events if Available
Appendix D	Base Flow Results Greater Than Half of Screening Values
Appendix E	Analytical Chemistry Graphs of Screening-Value Exceedances
Appendix F	Analytical Reports (on DVD included with this document)

Plate

Plate 1	Base Flow measurements

Acronyms and Abbreviations

asl	above sea level
CFA	Cape Fear Analytical, LLC
COC	chain of custody
Consent Order	Compliance Order on Consent
DO	dissolved oxygen
DOE	Department of Energy (U.S.)
DQO	data quality objective
EIM	Environmental Information Management (database)
EM-LA	Environmental Management Los Alamos Field Office (DOE)
EMCA	essential mission critical activities
EPA	Environmental Protection Agency (U.S.)
F	filtered
FB	field blank
FD	field duplicate
FTB	field trip blank
GELC	GEL Laboratories, LLC
gpm	gallons per minute
HE	high explosives
ID	identification
IFGMP	Interim Facility-Wide Groundwater Monitoring Plan
LANL	Los Alamos National Laboratory
MDL	method detection limit
MY	monitoring year
N	no (best-value flag code)
N3B	Newport News Nuclear BWXT-Los Alamos, LLC
NM Aqu Acute	New Mexico Water Quality Control Commission aquatic life standards for acute exposure
NM Aqu Chronic	New Mexico Water Quality Control Commission aquatic life standards for chronic exposure
NMAC	New Mexico Administrative Code
NMED	New Mexico Environment Department
NM Human Health OO	NMWQCC human-health organism only, surface water quality standard
NMWQCC	New Mexico Water Quality Control Commission

NQ	not qualified
NTU	nephelometric turbidity unit
PEB	performance evaluation blank
PFAS	per- and polyfluoroalkyl substances
PME	periodic monitoring event
PMR	periodic monitoring report
QA	quality assurance
QC	quality control
SAP	sampling and analysis plan
SOP	standard operating procedure
SU	standard unit
SVOC	semivolatile organic compound
TA	technical area
UF	unfiltered
USFS	U.S. Forest Service
VOC	volatile organic compound
Y	yes (best-value flag code)

1.0 INTRODUCTION

This annual periodic monitoring report (PMR) for base flow sampling provides documentation of the following periodic monitoring events (PMEs) conducted by Newport News Nuclear BWXT-Los Alamos, LLC (N3B):

Watershed	PMEs Reported in this PMR		PME Field Sampling	
	Monitoring Year	Quarter	Begin	End
Sandia Canyon	2020	4	08/21/2020	08/21/2020
Los Alamos Canyon	2020	3	Not sampled[a]	—[b]
	2020	4	Not sampled[c]	—
	2021	1	Not sampled[c]	—
		3	Not sampled[c]	—
Water Canyon	2020	4	7/15/2020	07/15/2020
	2021	2	03/29/2021	03/29/2021
White Rock Canyon	2020	4	09/03/2020	09/03/2020
	2021	1	10/01/2020	10/05/2020
Pajarito Canyon	2020	3	Not sampled[a]	—
	2020	4	Not sampled[c]	—
	2021	2	03/16/2021	03/16/2021

[a] Quarter 3 samples were not collected because of the stop-work order issued by EM-LA in response to the COVID-19 pandemic.

[b] — = Not applicable.

[c] Site was not sampled because it was dry.

This annual base flow sampling PMR is submitted to the New Mexico Environment Department (NMED) every November. Historically, base flow results were reported under the General Surveillance monitoring group PMR and Technical Area 16 (TA-16) 260 PMR. Base flow results in the TA-16 260 monitoring group from monitoring year (MY) 2019 and 2020 were reported in the MY 2020 TA-16 260 PMR (N3B 2020, 701138). This PMR presents base flow monitoring results from White Rock Canyon General Surveillance monitoring group in Quarter 1 and Quarter 3 of MY 2021 and TA-16 260 monitoring group for MY 2020 Quarter 4 and MY 2021 Quarter 2.

The MY 2020 Quarter 3 Los Alamos Canyon, Sandia Canyon, Water Canyon, and Pajarito Canyon PMEs were canceled because of a partial stop-work order issued by the U.S. Department of Energy (DOE) Environmental Management Los Alamos Field Office (EM-LA) in response to the COVID-19 pandemic. During this time, N3B operations at Los Alamos National Laboratory (LANL or the Laboratory) were restricted to those considered essential mission critical activities (EMCA) starting on March 24, 2020. Once the phased resumption of operations began at LANL in Quarter 4 of MY 2020, an attempt was made to perform the sampling that had been planned for MY 2020 Quarter 3. However, the sites were dry at that time and are reported as deviations. In addition, a reduced number of locations, limited to monitoring locations accessible by vehicle or short hike, were sampled during the MY 2021 Quarter 1 White Rock sampling campaign in order to maintain COVID-19 safe protocols.

In addition to results from the 12 PMEs listed in the table above, results are reported for the previous 4 PMEs as well as for earlier base flow data that have not yet been reported because the validated laboratory data were not available at the time of the previous publications.

The PMEs reported in this PMR include sampling of base flow locations pursuant to the "Interim Facility-Wide Groundwater Monitoring Plan for the 2020 Monitoring Year, October 2019–September 2020" (2020 IFGMP) (N3B 2019, 700451) and the "Interim Facility-Wide Groundwater Monitoring Plan for the 2021 Monitoring Year, October 2020–September 2021, Revision 1" (2021 IFGMP) (N3B 2020, 701041), both prepared in accordance with the 2016 Compliance Order on Consent (Consent Order).

Section IX of the Consent Order describes the role of data screening in the corrective-action process. Surface water screening levels are used to evaluate the potential for unacceptable risk because of release of site-related contaminants to surface waters other than from permitted discharges.

The Consent Order does not establish screening levels or cleanup levels for contaminants in surface water. Applicable New Mexico Water Quality Standards for Interstate and Intrastate Surface Waters (20.6.4 New Mexico Administrative Code [NMAC]) are used as screening levels for surface waters.

This report presents the following:

- general background information on the base flow locations addressed in this PMR,
- scope of activities for the base flow locations addressed in this PMR,
- regulatory criteria for screening analysis,
- monitoring results (field parameters),
- analytical data results, and
- a summary of the monitoring data and the results of screening analysis.

All information associated with analysis of radionuclides is provided voluntarily to NMED in accordance with DOE policy.

1.1 Background

Most of the monitoring locations discussed in the 2020 IFGMP (N3B 2019, 700451) and 2021 IFGMP (N3B 2020, 701041) are assigned to six area-specific monitoring groups related to project areas that may be located in more than one watershed. Locations not included within one of these six area-specific monitoring groups are assigned to the General Surveillance monitoring group. The base flow locations in this PMR are assigned to the General Surveillance monitoring group and the TA-16 260 monitoring group.

The TA-16 260 monitoring group was established for the upper Water Canyon/Cañon de Valle watershed to monitor contaminants released from former Consolidated Unit 16-021(c)-99, which is the TA-16 260 Outfall (hereafter, the 260 Outfall), and other sites at TA-16. TA-16 was established to develop explosive formulations, cast and machine explosive charges, and assemble and test explosive components for the nuclear weapons program. The 260 Outfall is a former high explosives (HE) machining outfall that discharged water containing inorganic chemicals and HE to Cañon de Valle from 1951 through 1996. These discharges contaminated soils, sediments, surface waters, spring waters, and both perched-intermediate and regional groundwater at TA-16.

General Surveillance monitoring group locations are sited across the Pajarito Plateau in all major watersheds. Some are upgradient of project-specific areas or occupy areas where contamination was historically present but where concentrations have since decreased and are stable and below standards. Most General Surveillance monitoring group locations are well characterized and have a long history of sampling data. Some locations show little or no contamination, while others show residual contamination from past operations or effluent releases.

Monitoring objectives for the General Surveillance monitoring group locations include the following:

- continue monitoring long-term water-quality trends;
- continue verifying decreased contaminant trends at General Surveillance monitoring group locations in some watersheds (Los Alamos, Sandia, and Mortandad);
- monitor for potential impacts from ongoing operations under DOE requirements for environmental surveillance; and
- continue surveillance for potential impacts to the groundwater at LANL as expressed at the springs in White Rock Canyon.

This annual PMR presents base flow sampling results for the Los Alamos Canyon, Sandia Canyon, Water Canyon, White Rock Canyon, and Pajarito Canyon watersheds (Figures 1.1-1 and 1.1-2).

Los Alamos Canyon Watershed

The entire Los Alamos Canyon watershed includes Pueblo, Guaje, Rendija, Bayo, and Barrancas Canyons, as well as smaller tributary canyons (e.g., Acid and DP Canyons) (Figures 1.1-1 and 1.1-2). The highest point in the watershed is at the summit of Pajarito Mountain at an elevation of 10,441 ft above sea level (asl). The watershed extends eastward from the headwaters across the Pajarito Plateau for approximately 18.9 mi to the confluence with the Rio Grande at an elevation of 5504 ft asl. Los Alamos Canyon heads on U.S. Forest Service (USFS) land, crosses approximately 8 mi of Laboratory land, and then crosses Pueblo de San Ildefonso land for approximately 4.7 mi before joining the Rio Grande. Los Alamos Canyon drains an area of approximately 10.8 mi^2 upstream from its confluence with Pueblo Canyon and 21.0 mi^2 upstream from its confluence with Bayo Canyon (inclusive of Pueblo Canyon). The Los Alamos Canyon watershed has a combined drainage area of 59 mi^2.

Sandia Canyon Watershed

Sandia Canyon heads on the Pajarito Plateau in TA-03, has a maximum elevation of approximately 7600 ft asl, and extends approximately 10.9 mi to the Rio Grande at an elevation of approximately 5445 ft asl (Figures 1.1-1 and 1.1-2). The watershed has a drainage area of 5.5 mi^2, of which 45% is on Laboratory land, 39% is on Pueblo de San Ildefonso land, 15% is within Bandelier National Monument, and 1% is on private land. The part of the watershed upcanyon from NM 4 and White Rock, the primary focus of this investigation, has a drainage area of 2.6 mi^2, of which 96% is on Laboratory land, 3% is on Pueblo de San Ildefonso land, and 1% is on private land.

Water Canyon Watershed

Water Canyon is an east-to-southeast-trending drainage originating on the flanks of the Sierra de los Valles (the eastern Jemez Mountains) in Bandelier National Monument (Figures 1.1-1 and 1.1-2). Water Canyon remains in Bandelier National Monument for 0.4 km (0.2 mi) and then passes through 5.1 km (3.2 mi) of the Santa Fe National Forest before it crosses into the Laboratory at the western boundary of TA-16. The drainage extends east-southeast approximately 17.2 km (10.7 mi) across the entire Laboratory to its confluence with the Rio Grande in White Rock Canyon. The total drainage area for Water Canyon above the Rio Grande, including Cañon de Valle and other tributaries, is 49.6 km^2 (19.1 mi^2), and the total drainage length is about 22.7 km (14.1 mi).

Pajarito Canyon Watershed

The Pajarito Canyon watershed heads in the Sierra de los Valles (the eastern Jemez Mountains) at Pajarito Mountain at an elevation of 10,441 ft asl and extends approximately 13 mi to the Rio Grande at an elevation of approximately 5410 ft asl (Figures 1.1-1 and 1.1-2). The watershed has a drainage area of 13 mi^2, of which 57% is on Laboratory land, 27% is on USFS land in the Santa Fe National Forest, a small area (0.1%) is on Valles Caldera National Preserve land, and the remaining 16% is on private land or land owned by Los Alamos County. Approximately 58% of the length of Pajarito Canyon, or 8.5 mi, is on Laboratory land between NM 501 (West Jemez Road) and NM 4. The three largest tributaries to Pajarito Canyon are Threemile Canyon, Twomile Canyon, and the south fork of Pajarito Canyon. Threemile Canyon heads in TA-14 and has a length of approximately 3.7 mi and a drainage area of 1.7 mi^2, entirely on Laboratory land. Twomile Canyon heads in the Sierra de los Valles and has a length of approximately 5.8 mi and a drainage area of 3.1 mi^2, 70% of it on Laboratory land. The south fork of Pajarito Canyon also heads in the Sierra de los Valles and has a length of approximately 2.9 mi and a drainage area of 1.0 mi^2, 37% of it on Laboratory land.

White Rock Canyon Watershed

White Rock Canyon is located along the Rio Grande, which flows from northeast to southwest near the Laboratory and forms part of the eastern Laboratory boundary (Figures 1.1-1 and 1.1-2).

2.0 SCOPE OF ACTIVITIES

All active monitoring locations associated with the base flow sampling in this report are located within the Los Alamos Canyon, Sandia Canyon, Water Canyon, White Rock Canyon, or Pajarito Canyon watersheds. Monitoring locations include 14 base flow locations.

Base flow samples collected during the PMEs were analyzed for all or some of the following analytical groups as stipulated in the 2020 (N3B 2019, 700451) and 2021 IFGMPs (N3B 2020, 701041): metals; volatile organic compounds (VOCs); semivolatile organic compounds; low-level 1,4-dioxane; low-level nitrosamines; per- and polyfluoroalkyl substances (PFAS); polychlorinated biphenyls; HE compounds and Royal Demolition Explosive degradation products; dioxins and furans; radionuclides (including low-level tritium); and general inorganic chemicals (including perchlorate). The same samples were also analyzed for the following field parameters: dissolved oxygen (DO), flow rate (in gallons per minute), pH, specific conductance, temperature, and turbidity.

Table 2.0-1 provides the location name and watershed; the MY and quarter of the sampling event; the sample collection date; the flow rate for each sampling event; and general observations from the sampling event. Monitoring locations, shown in Figure 1.1-2, are situated in the watersheds of Los Alamos Canyon, Sandia Canyon, Water Canyon, White Rock Canyon, and Pajarito Canyon.

2.1 PME Deviations from Planned Scope

Table 2.1-1 summarizes the observations and deviations from the planned monitoring scope for this annual PMR.

The MY 2020 Quarter 2 Water Canyon and Pajarito Canyon PME base flow results should have been included in the MY 2020 TA-16 260 Monitoring Group PMR (N3B 2020, 701138). However, collection of these samples was canceled because groundwater field crews were unable to access Weapons Facilities Operations security areas pending approval of Form 1897 for on-site authorization to use necessary

controlled portable electronic devices to complete sampling. These samples were collected in MY 2020 Quarter 4 and results are reported in this PMR. Only one location, Between E252 and Water at Beta, was able to be sampled during this PME. All other base flow locations were dry and are reported as a deviation in this PMR.

The MY 2020 Quarter 3 Los Alamos Canyon, Pajarito Canyon, and White Rock Canyon PMEs were canceled because of a partial stop-work order issued by EM-LA in response to the COVID-19 pandemic. During this time, N3B's operations at LANL were limited to EMCA starting on March 24, 2020. Once the phased resumption of operations began at LANL in Quarter 4 of MY 2020, an attempt was made to perform the sampling that had been planned for MY 2020 Quarter 3. Only one location, Rio Grande at Otowi Bridge, was able to be sampled during this PME. All other base flow locations were dry and are reported as a deviation in this PMR.

A reduced number of locations, limited to monitoring locations accessible by vehicle or short hike, were sampled during the MY 2021 Quarter 1 White Rock sampling campaign in order to maintain COVID-19 safe protocols.

3.0 REGULATORY CRITERIA

Regulatory criteria form the basis for the screening values with which base flow monitoring results are compared in this PMR.

Section IX of the Consent Order describes the role of data screening in the corrective action process. Surface water screening levels are used to evaluate the *potential* for unacceptable risk because of release of site-related contaminants to surface waters other than from permitted discharges.

The Consent Order does not establish screening levels or cleanup levels for contaminants in surface water. Applicable New Mexico Water Quality Standards for Interstate and Intrastate Surface Waters (20.6.4 NMAC) are used as screening levels for surface waters.

Monitoring data are evaluated using the screening process described below. The sources for standards and screening levels from which specific screening values are derived are listed in Tables 3.0-1 and 3.0-2 based on the following criteria:

- Base flow monitoring locations are assigned to one of three screening categories based on hydrology of the water body being monitored: perennial, intermittent, or ephemeral as listed in Table 3.0-2. Along with a hardness value, this category determines the screening values used for data at each monitoring location.
- Hardness-dependent screening values used to screen data at each base flow monitoring location are determined from NMAC 20.6.4.900, Water Quality Standards for Interstate and Intrastate Surface Waters.
- Hardness acute and chronic aquatic life criteria for metals are calculated using the hardness-dependent equations at NMAC 20.6.4.900.I. Hardness-dependent acute and chronic criteria were used for total recoverable aluminum and dissolved cadmium, chromium, copper, lead, manganese, nickel, silver, and zinc in accordance with the requirements therein.

4.0 MONITORING RESULTS

4.1 Methods and Procedures

All methods and procedures used to perform the field activities associated with the data reported in this PMR are documented in the 2020 IFGMP (N3B 2019, 700451) and 2021 IFGMP(N3B 2020, 701041).

4.2 Comparison of Target Analytes and Method Detection Limits

Several analytes have a range of method detection limits (MDLs). For some of these analytes, the current MDL is much lower than former MDLs for earlier analyses. Table 4.2-1 presents a list of target analytes with MDLs equal to or above screening values. Target analytes with MDLs entirely below the screening value are not listed. The analytical method and analytical laboratory are included in the tables for reference.

4.3 Field Parameter Results

Appendix A presents the field parameter measurements associated with the sampling and analytical data reported in this PMR, including DO, flow rate, pH, specific conductance, temperature, and turbidity. Table 2.1-1 notes any instances where the field stabilization requirements could not be met.

4.4 Groundwater Elevations

There are no groundwater elevation measurements associated with base flow locations (Appendix B). Base flow measurements are shown on Plate 1.

5.0 ANALYTICAL DATA RESULTS

5.1 Methods and Procedures

All methods and procedures used to perform the analysis for the data reported in this PMR are documented in the 2020 and 2021 IFGMPs (N3B 2019, 700451; N3B 2020, 701041).

Samples and field-data collection are conducted using standard operating procedures (SOPs) that are part of a comprehensive quality assurance/quality control (QA/QC) program. These SOPs are listed and described in Appendix B of the IFGMPs.

Sampling and analysis plans (SAPs) are created using IFGMP Tables 1.8-1, 1.11-1, 6.4-1, and 8.3-1 (N3B 2020, 701041). SAPs include additional field collection, transportation, and field QA/QC criteria as identified in the N3B data quality objectives (DQOs) and in the Consent Order. A sample collection log is created from the SAP and is used to maintain a chain-of-custody (COC) document and an analytical request form.

Field QA/QC sampling and analysis is employed as a facet of the QA/QC program to assist in qualifying field sample analytical results. These samples include field blanks (FBs), performance evaluation blanks (PEBs), field trip blanks (FTBs), and field duplicates (FDs).These field QA/QC samples support monitoring the quality of field sample collection, shipping processes, and analytical laboratory processes. Additional descriptions regarding these types of QA/QC samples is provided in Appendix D of the IFGMPs.

Following sample collection, sampling personnel deliver the samples and the sample collection log to sample management personnel at the N3B Sample Management Office. An analytical COC document is then created, which includes the field sample identification (ID) number, the date and time of field sample collection, the analytical parameters group code, and the number of bottles for each analytical parameters group. Samples are then shipped to analytical laboratories for analysis.

In addition to analyzing the field samples and field QA/QC samples, analytical laboratories also employ laboratory batch QA/QC samples. These include matrix spikes, duplicates, method blanks, and laboratory control samples that are prepared and analyzed by the laboratories to monitor their analytical process quality.

The analytical data are submitted by the analytical laboratory and uploaded to the N3B Environmental Information Management (EIM) database. The received data are then independently validated through the N3B data validation process, per the DQOs described below, to qualify the data.

Analytical results meet the N3B minimum DQOs as outlined in N3B-PLN-SDM-1000, “Sample and Data Management Plan.” N3B-PLN-SDM-1000 sets the validation frequency criteria at 100% Level 1 examination and Level 2 verification of data and at 10% minimum Level 3 validation of data. A Level 1 examination assesses the completeness of the data as delivered from the analytical laboratory, identifies any reporting errors, and checks the usability of the data based on the analytical laboratory’s evaluation of the data. A Level 2 verification evaluates the data to determine the extent to which the laboratory met the analytical method and the contract-specific QC and reporting requirements. A Level 3 validation includes Levels 1 and 2 criteria and determines the effect of potential anomalies encountered during analysis and possible effects on data quality and usability. A Level 3 validation is performed manually with method-specific data validation procedures. Laboratory analytical data are validated by N3B personnel as outlined in N3B-PLN-SDM-1000; N3B-AP-SDM-3000, “General Guidelines for Data Validation”; N3B-AP-SDM-3014, “Examination and Verification of Analytical Laboratory Data”; and additional method-specific analytical data validation procedures. All associated validation procedures have been developed, where applicable, from the U.S. Environmental Protection Agency (EPA) QA/G-8, “Guidance on Environmental Data Verification and Data Validation” (https://www.epa.gov/sites/production/files/2015-06/documents/g8-final.pdf), the “Department of Defense (DoD)/Department of Energy (DOE) Consolidated Quality Systems Manual (QSM) for Environmental Laboratories” (https://denix.osd.mil/edqw/documents/manuals/qsm-version-5-3-final/), the EPA “National Functional Guidelines for Data Review” (https://www.epa.gov/clp/superfund-clp-national-functional-guidelines-nfgs-data-review), and the American National Standards Institute/American Nuclear Society 41.5, “Verification and Validation of Radiological Data for Use in Waste Management and Environmental Remediation.”

Validation qualifiers and reason codes applied during this process are also reviewed and approved by an N3B chemist to assess data usability and quality. The EIM data are then made available to the public in the Intellus New Mexico database (https://intellusnm.com/).

5.2 Analytical Data

Appendix C presents the analytical results for the PMEs reported in this PMR and from the previous four sampling events, if available. Table C-1 of the appendix contains all data for this reporting period. Table C-2 contains all detections of respective analytes from this reporting period plus the results from the four previous sampling events. The data were reviewed for compliance with regulatory and N3B requirements and are reported as follows:

- For all data
  - FD results, reanalysis results, and results of the same analytes from the same sample analyzed by different analytical methods are reported.
  - Data that are R-qualified (rejected and thus unusable because of analytical problems and/or noncompliance with QA/QC criteria during independent validation) are still reported.
  - Laboratory QA/QC results, FTB data, FB data, and PEB data are not included in the data set.
  - Tracers used for conceptual models are not reported.
  - Data for certain target analytes from watch-list wells that are not representative or are of questionable representativeness are not reported.
  - All other results are reported for all locations.
- For radionuclide data:
  - Constituents analyzed and reported for the gamma spectroscopy suite include cesium-137, cobalt-60, neptunium-237, potassium-40, and sodium-22.
  - Americium-241 and uranium-235 data from chemical separation alpha spectroscopy are reported. Gamma spectroscopy results for these analytes are not presented.
  - All other radionuclide results are reported for all locations.

Multiple analyses of the same analyte in a sample, including dilutions and reanalyses, create multiple results. These multiple results for the same analyte have the same sample ID, analytical laboratory code, and analytical method. Validation determines the more accurate result, which is marked with a best-value flag of “Y” (yes). The other results for that analyte, which were validated to be of lower quality, are assigned a best-value flag of “N” (no). The best-value flag is included in Appendix C.

Appendix D presents each analytical result detected at a concentration greater than half the applicable screening value. Results with a best-value flag of “N” are included in Appendix D but not discussed in the text.

Table 5.2-1 provides analytical results for specific analytical suites detected above screening values when applicable. Multiple detections are included except for FD exceedances. For example, if aluminum were detected above its screening value in both a primary sample and a FD, only the primary sample result would be recorded. If aluminum were detected above its screening value in the FD, but not the primary sample, then the FD would be recorded.

The analytical results for radionuclides and radioactivity are voluntarily compared with the DOE biota concentration guides for surface water but are not reported in Table 5.2-1 or Appendix D.

Graphs in Appendix E display analyte concentration histories for monitoring group locations where the analyte was detected above the screening value at least once in the following historical set, which includes this PME in addition to data from the previous 3 yr, if available. Appendix E may include instances in which the analyte data are evaluated using a higher screening value than that used to evaluate previously reported analyte data. If there are exceedances of the current screening value by the data reported in this PMR, the graphs depict the current analyte screening value. If there are no exceedances of current values, but at least one exceedance of the former (lower) screening value by the previously reported analytical data, the graphs depict the former lower screening value. Magenta lines indicate the PMR reporting period. Results with a best-value flag of “N” are not included in Appendix E.

The analytical laboratory reports, including COC forms and data validation forms, are provided in Appendix F (on DVD included with this document).

5.2.1 Surface Water (Base Flow)

Table 5.2-1 shows that one location reported in this PMR was above applicable screening values. A total of two screening value exceedances were detected for aluminum (unfiltered).

Base Flow

Rio Grande at Otowi Bridge

For the September 3, 2020, sampling event at Rio Grande at Otowi Bridge, unfiltered aluminum was detected at 4260 µg/L, which is above the 1779 µg/L NMAC Aquatic Life Chronic Standard (based on a 121-mg/L hardness). For the April 14, 2021, sampling event at Rio Grande at Otowi Bridge, unfiltered aluminum was detected at 7150 µg/L, which is above the 4441 µg/L NMAC Aquatic Life Acute Standard (based on a 121-mg/L hardness), and the 1779 µg/L NMAC Aquatic Life Chronic Standard (based on a 121-mg/L hardness).

The previous range of unfiltered aluminum from December 2008 to October 2019 is nondetected to 11,100 µg/L.

5.2.2 Groundwater

There are no groundwater locations included in the base flow sampling PMR.

5.3 Sampling Program Modifications

As agreed to in the approved MY 2021 IFGMP (N3B 2020, 701041), no additional PFAS sampling will be performed after MY 2021 at locations where the New Mexico Water Quality Control Commission (NMWQCC) regulatory standard was not exceeded and two rounds of sampling were completed. These locations are: Between E252 and Water at Beta, Pajarito at Rio Grande, and Rio Grande at Otowi Bridge.

VOCs have been moved from annual to biannual sampling at Sandia Right Fork at Power Plant, Sandia below Wetlands, and Twomile Canyon below TA-59 because all historical detections at these locations are below applicable screening levels.

6.0 SUMMARY AND INTERPRETATIONS

6.1 Monitoring Results

Appendix A presents the field parameter measurements associated with the sampling and analysis data reported in this PMR.

6.2 Analytical Results

6.2.1 Surface Water

A total of two analytical results reported in this PMR were above applicable screening values (Table 5.2-1). For results above screening values, the types of contaminants detected and the contaminant concentrations were consistent with data reported in previous PMRs for this monitoring group.

6.3 Data Gaps

Table 2.1-1 summarizes the observations and deviations from the planned monitoring scope for this PMR.

6.4 Remediation System Monitoring

Remediation system monitoring is not applicable to the base flows reported in this PMR, as no remediation systems are required for these locations.

7.0 REFERENCES

The following reference list includes documents cited in this report. Parenthetical information following each reference provides the author(s), publication date, and ERID, ESHID, or EMID. This information is also included in text citations. ERIDs were assigned by the Laboratory's Associate Directorate for Environmental Management (IDs through 599999); ESHIDs were assigned by the Laboratory's Associate Directorate for Environment, Safety, and Health (IDs 600000 through 699999); and EMIDs are assigned by N3B (IDs 700000 and above). IDs are used to locate documents in N3B's Records Management System and in the Master Reference Set. The NMED Hazardous Waste Bureau and N3B maintain copies of the Master Reference Set. The set ensures that NMED has the references to review documents. The set is updated when new references are cited in documents.

DOE (U.S. Department of Energy), March 31, 2020. "U.S. Department of Energy Environmental Management Los Alamos Field Office Transition to Essential Mission Critical Activities Notification," U.S. Department of Energy letter (EMLA-2020-1393-02-001) to K. Pierard (NMED-HWB) from A. Duran (EM-LA), Los Alamos, New Mexico. (DOE 2020, 700826)

N3B (Newport News Nuclear BWXT-Los Alamos, LLC), May 2019. "Interim Facility-Wide Groundwater Monitoring Plan for the 2020 Monitoring Year, October 2019–September 2020," Newport News Nuclear BWXT-Los Alamos, LLC, document EM2019-0156, Los Alamos, New Mexico. (N3B 2019, 700451)

N3B (Newport News Nuclear BWXT-Los Alamos, LLC), September 2020. "Interim Facility-Wide Groundwater Monitoring Plan for the 2021 Monitoring Year, October 2020–September 2021, Revision 1," Newport News Nuclear BWXT-Los Alamos, LLC, document EM2020-0404, Los Alamos, New Mexico. (N3B 2020, 701041)

N3B (Newport News Nuclear BWXT-Los Alamos, LLC), November 2020. "2020 Annual Periodic Monitoring Report for the Technical Area 16 260 Monitoring Group, Pajarito Canyon and Water Canyon/Cañon de Valle Watersheds, Revision 1," Newport News Nuclear BWXT-Los Alamos, LLC, document EM2020-0591, Los Alamos, New Mexico. (N3B 2020, 701138)

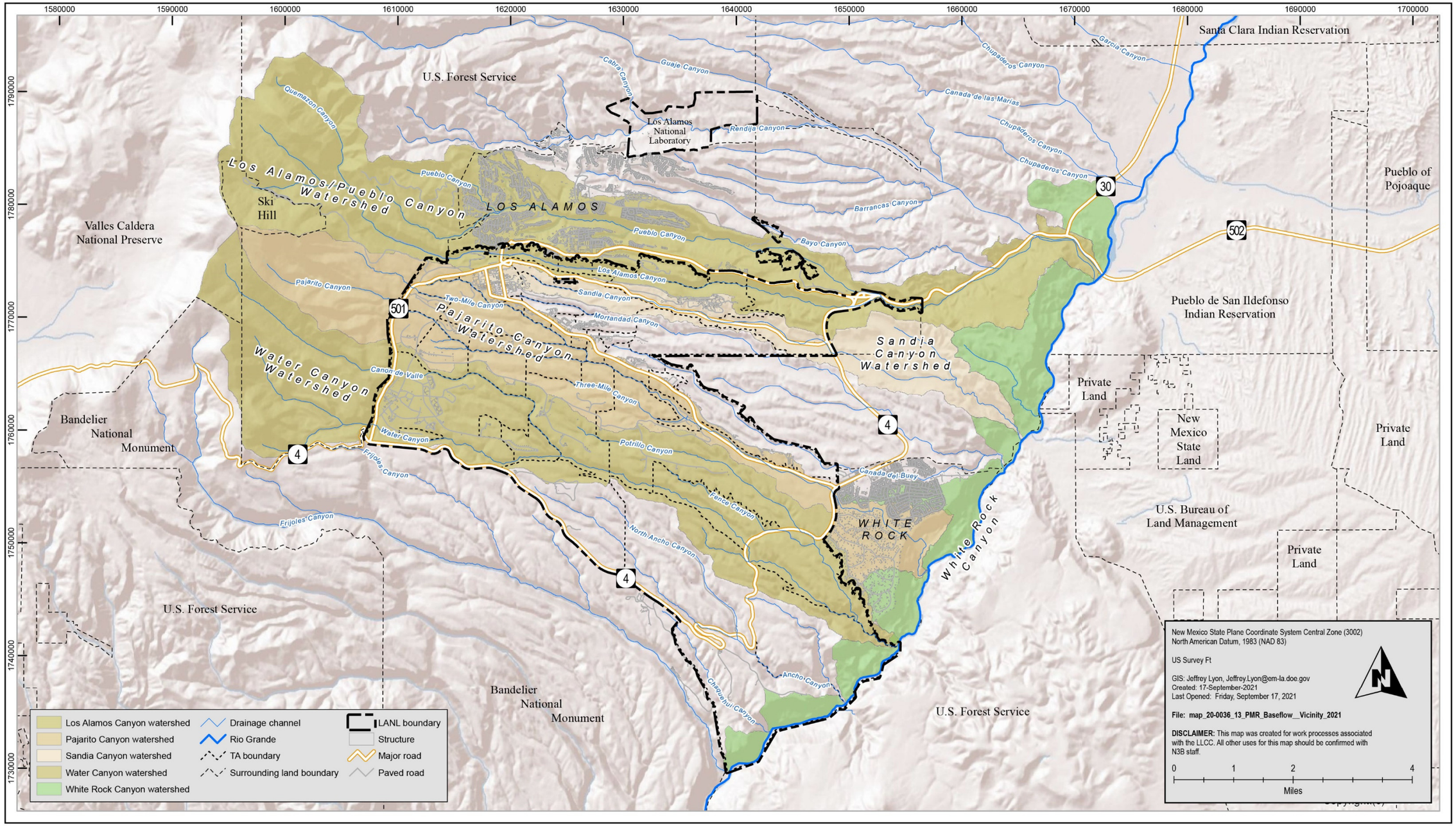

Figure 1.1-1 Base flow sampling PMR vicinity map

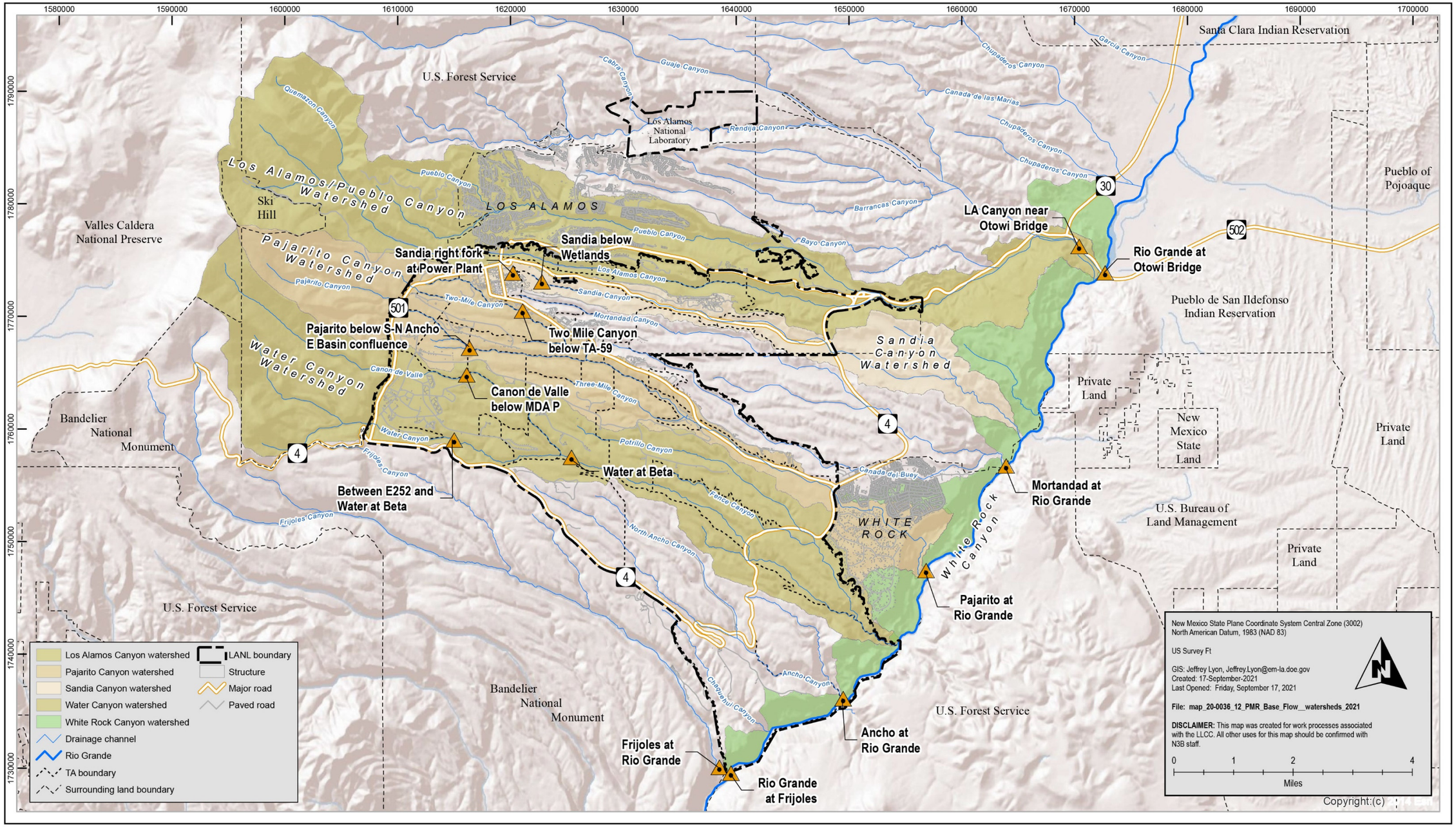

Figure 1.1-2 Base flow sampling PMR locations

Table 2.0-1
Base Flow Sampling Locations and General Information

Location Name	Watershed	Sampling Event		Sample Collection Date	Flow Rate (gpm[a])	Notes
		MY	Quarter			
All Sites	All sites	2020	3	Canceled due to COVID pandemic	—[b]	No field or analytical data will be available.
LA Canyon near Otowi Bridge	Los Alamos	2020	4	Canceled, insufficient water	—	Base flow had insufficient water to sample.
Two Mile Canyon Below TA-59	Pajarito			Canceled, site was dry	—	Base flow was dry.
Pajarito below S&N Ancho E Basin Confluence	Pajarito			Canceled, site was dry	—	Base flow was dry.
Sandia Right Fork at Power Plant	Sandia			08/21/2020	498.2	None
Sandia below Wetlands	Sandia			08/21/2020	98.74	None
Between E252 and Water at Beta	Water			07/15/2020	0.36	None
Cañon de Valle below MDA P	Water			Canceled, site was dry	—	Base flow was dry.
Water at Beta	Water			Canceled, site was dry	—	Base flow was dry.
Rio Grande at Otowi Bridge	White Rock			09/03/2020	344,701.44	None
LA Canyon near Otowi Bridge	Los Alamos	2021	1	Canceled, site was dry	—	Base flow was dry.
Pajarito at Rio Grande	White Rock			10/05/2020	700.17	None
Rio Grande at Otowi Bridge	White Rock			10/01/2020	210,950.1	None
Ancho at Rio Grande	White Rock			Canceled due to COVID pandemic	—	No field or analytical data will be available.
Frijoles at Rio Grande	White Rock			Canceled due to COVID pandemic	—	No field or analytical data will be available.
Rio Grande at Frijoles	White Rock			Canceled due to COVID pandemic	—	No field or analytical data will be available.
Mortandad at Rio Grande	White Rock			Canceled due to COVID pandemic	—	No field or analytical data will be available.
Pajarito below S&N Ancho E Basin Confluence	Pajarito	2021	2	03/16/2021	4.49	None
Cañon de Valle below MDA P	Water			Canceled, site was dry	—	Base flow was dry.
Between E252 and Water at Beta	Water			03/29/2021	34.11	None
Water at Beta	Water			Canceled, site was dry	—	Base flow was dry.

Table 2.0-1 (continued)

Location Name	Watershed	Sampling Event		Sample Collection Date	Flow Rate (gpm[a])	Notes
		MY	Quarter			
LA Canyon near Otowi Bridge	Los Alamos	2021	3	Canceled, insufficient water	—	Base flow had insufficient water to sample.
Two Mile Canyon Below TA-59	Pajarito			Canceled, insufficient water	—	Base flow had insufficient water to sample.
Rio Grande at Otowi Bridge	White Rock			04/14/2021	448.83	None

[a] gpm = Gallons per minute.

[b] — = Not applicable.

Table 2.1-1
Base Flow Sampling PME Observations and Deviations

Monitoring Location	Watershed	Sampling Event		Deviation	Cause	Comment
		MY	Quarter			
All sites	All Sites	2020	3	No field or analytical data will be available for MY 2020 Quarter 3.	COVID pandemic	None
LA Canyon near Otowi Bridge	Los Alamos	2020	4	Canceled. No field or analytical data will be available for this site.	Base flow was dry.	None
Two Mile Canyon Below TA-59	Pajarito			Canceled. No field or analytical data will be available for this site.	Base flow was dry.	None
Pajarito below S&N Ancho E Basin Confluence	Pajarito			Canceled. No field or analytical data will be available for this site.	Base flow was dry.	None
Cañon de Valle below MDA P	Water			Canceled. No field or analytical data will be available for this site.	Base flow was dry.	None
Water at Beta	Water			Canceled. No field or analytical data will be available for this site.	Base flow was dry.	None
Frijoles at Rio Grande	White Rock			Canceled. No field or analytical data will be available for this site.	COVID pandemic	None

Table 2.1-1 (continued)

Monitoring Location	Watershed	Sampling Event		Deviation	Cause	Comment
		MY	Quarter			
LA Canyon near Otowi Bridge	Los Alamos	2021	1	Canceled. No field or analytical data will be available for this site.	Base flow was dry.	None
Ancho at Rio Grande	White Rock			Canceled. No field or analytical data will be available for this site.	COVID pandemic	None
Mortandad at Rio Grande	White Rock			Canceled. No field or analytical data will be available for this site.	COVID pandemic	None
Rio Grande at Frijoles	White Rock			Canceled. No field or analytical data will be available for this site.	COVID pandemic	None
Cañon de Valle below MDA P	Water			Canceled. No field or analytical data will be available for this site.	Base flow was dry.	None
Water at Beta	Water			Canceled. No field or analytical data will be available for this site.	Base flow was dry.	None
LA Canyon near Otowi Bridge	Los Alamos	2021	3	Canceled. No field or analytical data will be available for this site.	Insufficient water available.	None
Two Mile Canyon below TA-59	Pajarito			Canceled. No field or analytical data will be available for this site.	Base flow was dry.	None

Table 3.0-1
Sources for Standards and Screening Levels for Surface Water at Los Alamos National Laboratory

Standard Type	Standard Source	Los Alamos Canyon near Otowi Bridge	Sandia Right Fork at Power Plant	Sandia below Wetlands	Two Mile Canyon Below TA-59	Ancho at Rio Grande	Frijoles at Rio Grande	Pajarito at Rio Grande	Mortandad at Rio Grande	Rio Grande at Frijoles	Rio Grande at Otowi Bridge	Between E252 and Water at Beta	Cañon de Valle below MDA P	Pajarito below S&N Ancho Basin Confluence	Water at Beta
NMAC-NMWQCC[a]															
Irrigation Standard	20 6.4.900.C NMAC	—[b]	—	—	—	—	X[c]	—	—	X	X	—	—	—	—
Livestock Watering Standard	20 6.4.900.F NMAC	X	X	X	X	X	X	X	X	X	X	X	X	X	X
Wildlife Habitat Standard	20 6.4.900.G NMAC	X	X	X	X	X	X	X	X	X	X	X	X	X	X
Aquatic Life Standards Acute[d,e]	20 6.4.900.H NMAC	X	X	X	X	X	X	X	X	X	X	X	X	X	X
Aquatic Life Standards Chronic[d,e]	20 6.4.900.H NMAC	X	X	X	—	—	X	X	X	X	X	—	X	—	—
Aquatic Life Human Health-Organism Only Standard	20 6.4.900.H NMAC	X	X	X	—	—	X	X	X	X	X	—	X	—	—
Human Health-Organism Only criteria apply only for persistent pollutants	20.6.4.900.J NMAC	—	—	—	X	X	—	—	—	—	—	X	—	X	X
Domestic Water Supply	20.6.4.900.B NMAC	—	—	—	—	—	X	—	—	—	—	—	—	—	—

[a] NMWQCC = New Mexico Water Quality Control Commission.

[b] — = Not applied to data screen for this report.

[c] X = Applied to data screen for this report.

[d] Hardness-dependent acute and chronic criteria were used for total recoverable aluminum and dissolved cadmium, chromium, copper, lead, manganese, nickel, silver, and zinc.

[e] Standard for dissolved hexavalent chromium conservatively compared with results for dissolved chromium (https://www.epa.gov/risk/regional-screening-levels-rsls-generic-tables).

Table 3.0-2
Base Flow Location Type and Hardness Assignments Used to Select Screening Values

Watershed	Location	Stream Type	NMWQS Classification	Hardness[a] (µg/L as $CaCO_3$)
Los Alamos	Los Alamos Canyon near Otowi Bridge	Intermittent[b]	20.6.4.98	—[c]
Sandia	Sandia Right Fork at Power Plant	Perennial	20.6.4.126	70.3
Sandia	Sandia below Wetlands	Perennial	20.6.4.126	74
Pajarito	Two Mile Canyon Below TA-59	Ephemeral	20.6.4.128	—
White Rock	Ancho at Rio Grande	Ephemeral	20.6.4.128	—
White Rock	Frijoles at Rio Grande	Perennial	20.6.4.121	—
White Rock	Pajarito at Rio Grande	Intermittent	20.6.4.98	72.9
White Rock	Mortandad at Rio Grande	Intermittent[b]	20.6.4.98	—
White Rock	Rio Grande at Frijoles	Perennial	20.6.4.114	—
White Rock	Rio Grande at Otowi Bridge	Perennial[b]	20.6.4.114	121
Water	Between E252 and Water at Beta	Ephemeral	20.6.4.128	50.1
Water	Cañon de Valle below MDA P	Perennial	20.6.4.126	—
Pajarito	Pajarito below S&N Ancho Basin Confluence	Intermittent	20.6.4.128	—
Water	Water at Beta	Ephemeral	20.6.4.128	—

Notes: NMAC 20.6.4 defines the three stream types as follows. Intermittent = Water body contains water for extended periods only at certain times of the year, such as when it receives seasonal flow from springs or melting snow. Perennial = Water body typically contains water throughout the year and rarely experiences dry period. Ephemeral = Water body contains water briefly only in direct response to precipitation; its bed is always above the water table of the adjacent region.

[a] Hardness values were calculated using calcium and magnesium. The reported value is a mean filtered result for each specific location.

[b] Tribal-designated uses and types are assigned separately for each water body monitored. These are assigned by the Pueblo and utilize the parameters described in NMAC 20.6.4.

[c] — = No hardness value available because site was dry.

Table 4.2-1
Target Analytes with MDLs Equal to or Above Screening Values

Analyte Name	MDL	Analytical Method	Screening Value	Unit	Screening-Value Type	Lab ID
Polychlorinated Biphenyls						
Aroclor-1016	0.0351–0.037	SW-846:8082	0.014	µg/L	NM Aqu Chronic[a]	GELC[b]
Aroclor-1016	0.0367	SW-846:8082A	0.00064	µg/L	NM Human Health OO[c]	GELC
Aroclor-1016	0.0377	SW-846:8082A	0.014	µg/L	NM Aqu Chronic	GELC
Aroclor-1221	0.0351–0.037	SW-846:8082	0.014	µg/L	NM Aqu Chronic	GELC
Aroclor-1221	0.0367	SW-846:8082A	0.00064	µg/L	NM Human Health OO	GELC
Aroclor-1221	0.0377	SW-846:8082A	0.014	µg/L	NM Aqu Chronic	GELC
Aroclor-1232	0.0351–0.037	SW-846:8082	0.014	µg/L	NM Aqu Chronic	GELC
Aroclor-1232	0.0367	SW-846:8082A	0.00064	µg/L	NM Human Health OO	GELC
Aroclor-1232	0.0377	SW-846:8082A	0.014	µg/L	NM Aqu Chronic	GELC
Aroclor-1242	0.0351–0.037	SW-846:8082	0.014	µg/L	NM Aqu Chronic	GELC
Aroclor-1242	0.0367	SW-846:8082A	0.00064	µg/L	NM Human Health OO	GELC
Aroclor-1242	0.0377	SW-846:8082A	0.014	µg/L	NM Aqu Chronic	GELC
Aroclor-1248	0.0351–0.037	SW-846:8082	0.014	µg/L	NM Aqu Chronic	GELC
Aroclor-1248	0.0367	SW-846:8082A	0.00064	µg/L	NM Human Health OO	GELC
Aroclor-1248	0.0377	SW-846:8082A	0.014	µg/L	NM Aqu Chronic	GELC
Aroclor-1254	0.0351–0.037	SW-846:8082	0.014	µg/L	NM Aqu Chronic	GELC
Aroclor-1254	0.0367	SW-846:8082A	0.00064	µg/L	NM Human Health OO	GELC
Aroclor-1254	0.0377	SW-846:8082A	0.014	µg/L	NM Aqu Chronic	GELC
Aroclor-1260	0.0351–0.037	SW-846:8082	0.014	µg/L	NM Aqu Chronic	GELC
Aroclor-1260	0.0367	SW-846:8082A	0.00064	µg/L	NM Human Health OO	GELC
Aroclor-1260	0.0377	SW-846:8082A	0.014	µg/L	NM Aqu Chronic	GELC
Aroclor-1262	0.0351–0.037	SW-846:8082	0.014	µg/L	NM Aqu Chronic	GELC

Table 4.2-1 (continued)

Analyte Name	MDL	Analytical Method	Screening Value	Unit	Screening-Value Type	Lab ID
Metals						
Cadmium	0.3	SW-846:6020	0.25	µg/L	NM Aqu Chronic	GELC
Thallium	0.6	SW-846:6020B	0.47	µg/L	NM Human Health OO	GELC
Semivolatile Organic Compounds						
Benzidine	4.39	SW-846:8270D	0.002	µg/L	NM Human Health OO	GELC
Benzo(a)anthracene	0.338	SW-846:8270D	0.18	µg/L	NM Human Health OO	GELC
Benzo(a)pyrene	0.338	SW-846:8270D	0.18	µg/L	NM Human Health OO	GELC
Benzo(b)fluoranthene	0.338	SW-846:8270D	0.18	µg/L	NM Human Health OO	GELC
Benzo(k)fluoranthene	0.338	SW-846:8270D	0.18	µg/L	NM Human Health OO	GELC
Chrysene	0.338	SW-846:8270D	0.18	µg/L	NM Human Health OO	GELC
Dibenz(a,h)anthracene	0.338	SW-846:8270D	0.18	µg/L	NM Human Health OO	GELC
Dichlorobenzidine[3,3'-]	3.38	SW-846:8270D	0.28	µg/L	NM Human Health OO	GELC
Hexachlorobenzene	3.38	SW-846:8270D	0.0029	µg/L	NM Human Health OO	GELC
Indeno(1,2,3-cd)pyrene	0.338	SW-846:8270D	0.18	µg/L	NM Human Health OO	GELC
Dioxins and Furans						
Tetrachlorodibenzodioxin[2,3,7,8-]	0.00000559	SW-846:8290A	0.000000051	µg/L	NM Human Health OO	CFA[d]

Note: This table is applicable to samples reported in this PMR and includes historical data statistics 10 yr before the earliest start date in the PMR.

[a] NM Aqu Chronic = New Mexico Water Quality Control Commission (NMWQCC) aquatic life standards for chronic exposure.

[b] GELC = GEL Laboratories, LLC, Division of the GEL Group, Inc., Charleston, SC.

[c] NM Human Health OO = NMWQCC Human health organism only surface-water standards.

[d] CFA = Cape Fear Analytical, LLC, Wilmington, NC, Division of the GEL Group, Inc., Charleston, SC.

Table 5.2-1
Base Flow Sample Results Above Screening Values

Location	Watershed	Sampling Event		Sample Collection Date	Analyte	Field Prep Code	Result	Unit	Screening Value	Screening Value Source
		MY	Quarter							
Base Flow										
Rio Grande at Otowi Bridge	White Rock	2020	4	09/03/2020	Aluminum	UF[a]	4260	µg/L	1779	NM Aqu Chronic[b] (based on 121 mg/L hardness)
Rio Grande at Otowi Bridge	White Rock	2021	3	04/14/2021	Aluminum	UF	7150	µg/L	1779; 4441	NM Aqu Chronic (based on 121 mg/L hardness); NM Aqu Acute[c] (based on 121 mg/L hardness)

[a] UF = Unfiltered.

[b] NM Aqu Chronic = New Mexico Water Quality Control Commission aquatic life standards for chronic exposure.

[c] NM Aqu Acute = New Mexico Water Quality Control Commission aquatic life standards for acute exposure.

Appendix A

Field Parameter Results, Including Results from Previous Four Monitoring Events if Available

Location ID	Screen Depth	Measurement Date	PMR Sample Type	Field Parameter	Field Measurement	Measurement Unit	Field Sample ID
Between E252 and Water at Beta	—[a]	12/13/2016	WS[b]	Dissolved Oxygen	10.6	mg/L	CAWA-17-127921
Between E252 and Water at Beta	—	03/14/2017	WS	Dissolved Oxygen	9.65	mg/L	CAWA-17-130160
Between E252 and Water at Beta	—	09/07/2017	WS	Dissolved Oxygen	7.68	mg/L	CAWA-17-142891
Between E252 and Water at Beta	—	03/19/2019	WS	Dissolved Oxygen	9.75	mg/L	CAWA-19-167493
Between E252 and Water at Beta	—	07/15/2020	WS	Dissolved Oxygen	7.23	mg/L	CAWA-20-199055
Between E252 and Water at Beta	—	12/13/2016	WS	Flow (in gpm[c])	49.8	gpm	CAWA-17-127921
Between E252 and Water at Beta	—	03/14/2017	WS	Flow (in gpm)	192.99	gpm	CAWA-17-130160
Between E252 and Water at Beta	—	09/07/2017	WS	Flow (in gpm)	13.46	gpm	CAWA-17-142891
Between E252 and Water at Beta	—	03/19/2019	WS	Flow (in gpm)	2617	gpm	CAWA-19-167493
Between E252 and Water at Beta	—	07/15/2020	WS	Flow (in gpm)	0.3600	gpm	CAWA-20-199055
Between E252 and Water at Beta	—	12/13/2016	WS	pH	7.16	SU[d]	CAWA-17-127921
Between E252 and Water at Beta	—	03/14/2017	WS	pH	7.96	SU	CAWA-17-130160
Between E252 and Water at Beta	—	09/07/2017	WS	pH	8.22	SU	CAWA-17-142891
Between E252 and Water at Beta	—	03/19/2019	WS	pH	7.81	SU	CAWA-19-167493
Between E252 and Water at Beta	—	07/15/2020	WS	pH	8.15	SU	CAWA-20-199055
Between E252 and Water at Beta	—	12/13/2016	WS	Specific Conductance	164.5	µS/cm	CAWA-17-127921
Between E252 and Water at Beta	—	03/14/2017	WS	Specific Conductance	164.8	µS/cm	CAWA-17-130160
Between E252 and Water at Beta	—	09/07/2017	WS	Specific Conductance	198.2	µS/cm	CAWA-17-142891
Between E252 and Water at Beta	—	03/19/2019	WS	Specific Conductance	181.5	µS/cm	CAWA-19-167493
Between E252 and Water at Beta	—	07/15/2020	WS	Specific Conductance	192.1	µS/cm	CAWA-20-199055
Between E252 and Water at Beta	—	12/13/2016	WS	Temperature	2.8	deg C	CAWA-17-127921
Between E252 and Water at Beta	—	03/14/2017	WS	Temperature	7.5	deg C	CAWA-17-130160
Between E252 and Water at Beta	—	09/07/2017	WS	Temperature	18.7	deg C	CAWA-17-142891
Between E252 and Water at Beta	—	03/19/2019	WS	Temperature	5.8	deg C	CAWA-19-167493
Between E252 and Water at Beta	—	07/15/2020	WS	Temperature	20.2	deg C	CAWA-20-199055
Between E252 and Water at Beta	—	12/13/2016	WS	Turbidity	4.3	NTU[e]	CAWA-17-127921
Between E252 and Water at Beta	—	03/14/2017	WS	Turbidity	4.1	NTU	CAWA-17-130160

Location ID	Screen Depth	Measurement Date	PMR Sample Type	Field Parameter	Field Measurement	Measurement Unit	Field Sample ID
Between E252 and Water at Beta	—	09/07/2017	WS	Turbidity	0.9	NTU	CAWA-17-142891
Between E252 and Water at Beta	—	03/19/2019	WS	Turbidity	9.92	NTU	CAWA-19-167493
Between E252 and Water at Beta	—	07/15/2020	WS	Turbidity	0.95	NTU	CAWA-20-199055
Pajarito at Rio Grande	—	09/29/2014	WS	Dissolved Oxygen	7.36	mg/L	CAWR-14-86890
Pajarito at Rio Grande	—	10/12/2016	WS	Dissolved Oxygen	7.36	mg/L	CAWR-16-126319
Pajarito at Rio Grande	—	10/03/2018	WS	Dissolved Oxygen	6.93	mg/L	CAWR-19-161967
Pajarito at Rio Grande	—	10/01/2019	WS	Dissolved Oxygen	7.13	mg/L	CAWR-20-186462
Pajarito at Rio Grande	—	10/05/2020	WS	Dissolved Oxygen	7.62	mg/L	CAWR-21-208734
Pajarito at Rio Grande	—	09/29/2014	WS	Flow (in gpm)	619.00	gpm	CAWR-14-86890
Pajarito at Rio Grande	—	10/12/2016	WS	Flow (in gpm)	642.00	gpm	CAWR-16-126319
Pajarito at Rio Grande	—	10/03/2018	WS	Flow (in gpm)	713.6	gpm	CAWR-19-161967
Pajarito at Rio Grande	—	10/01/2019	WS	Flow (in gpm)	910.36	gpm	CAWR-20-186462
Pajarito at Rio Grande	—	10/05/2020	WS	Flow (in gpm)	700.17	gpm	CAWR-21-208734
Pajarito at Rio Grande	—	09/29/2014	WS	pH	8.3	SU	CAWR-14-86890
Pajarito at Rio Grande	—	10/12/2016	WS	pH	7.36	SU	CAWR-16-126319
Pajarito at Rio Grande	—	10/03/2018	WS	pH	7.79	SU	CAWR-19-161967
Pajarito at Rio Grande	—	10/01/2019	WS	pH	8.15	SU	CAWR-20-186462
Pajarito at Rio Grande	—	10/05/2020	WS	pH	7.95	SU	CAWR-21-208734
Pajarito at Rio Grande	—	09/29/2014	WS	Specific Conductance	207	µS/cm	CAWR-14-86890
Pajarito at Rio Grande	—	10/12/2016	WS	Specific Conductance	203	µS/cm	CAWR-16-126319
Pajarito at Rio Grande	—	10/03/2018	WS	Specific Conductance	204	µS/cm	CAWR-19-161967
Pajarito at Rio Grande	—	10/01/2019	WS	Specific Conductance	202.4	µS/cm	CAWR-20-186462
Pajarito at Rio Grande	—	10/05/2020	WS	Specific Conductance	201.8	µS/cm	CAWR-21-208734
Pajarito at Rio Grande	—	09/29/2014	WS	Temperature	20.68	deg C	CAWR-14-86890
Pajarito at Rio Grande	—	10/12/2016	WS	Temperature	20.2	deg C	CAWR-16-126319
Pajarito at Rio Grande	—	10/03/2018	WS	Temperature	21.6	deg C	CAWR-19-161967
Pajarito at Rio Grande	—	10/01/2019	WS	Temperature	20.8	deg C	CAWR-20-186462

Location ID	Screen Depth	Measurement Date	PMR Sample Type	Field Parameter	Field Measurement	Measurement Unit	Field Sample ID
Pajarito at Rio Grande	—	10/05/2020	WS	Temperature	18.3	deg C	CAWR-21-208734
Pajarito at Rio Grande	—	09/29/2014	WS	Turbidity	7.5	NTU	CAWR-14-86890
Pajarito at Rio Grande	—	10/12/2016	WS	Turbidity	1.1	NTU	CAWR-16-126319
Pajarito at Rio Grande	—	10/03/2018	WS	Turbidity	0.1	NTU	CAWR-19-161967
Pajarito at Rio Grande	—	10/01/2019	WS	Turbidity	0.41	NTU	CAWR-20-186462
Pajarito at Rio Grande	—	10/05/2020	WS	Turbidity	0.15	NTU	CAWR-21-208734
Rio Grande at Otowi Bridge	—	10/19/2016	WS	Dissolved Oxygen	9.23	mg/L	CAWR-16-126321
Rio Grande at Otowi Bridge	—	10/04/2017	WS	Dissolved Oxygen	8.11	mg/L	CAWR-18-147340
Rio Grande at Otowi Bridge	—	10/10/2018	WS	Dissolved Oxygen	9.1	mg/L	CAWR-19-162017
Rio Grande at Otowi Bridge	—	10/07/2019	WS	Dissolved Oxygen	8.52	mg/L	CAWR-20-186469
Rio Grande at Otowi Bridge	—	10/01/2020	WS	Dissolved Oxygen	9.79	mg/L	CAWR-21-208737
Rio Grande at Otowi Bridge	—	04/14/2021	WS	Dissolved Oxygen	9.47	mg/L	CAWR-21-221791
Rio Grande at Otowi Bridge	—	10/19/2016	WS	Flow (in gpm)	198383.00	gpm	CAWR-16-126321
Rio Grande at Otowi Bridge	—	10/04/2017	WS	Flow (in gpm)	601432.00	gpm	CAWR-18-147340
Rio Grande at Otowi Bridge	—	10/10/2018	WS	Flow (in gpm)	231345.0	gpm	CAWR-19-162017
Rio Grande at Otowi Bridge	—	10/07/2019	WS	Flow (in gpm)	453318.00	gpm	CAWR-20-186469
Rio Grande at Otowi Bridge	—	10/01/2020	WS	Flow (in gpm)	210950	gpm	CAWR-21-208737
Rio Grande at Otowi Bridge	—	10/19/2016	WS	pH	8.23	SU	CAWR-16-126321
Rio Grande at Otowi Bridge	—	10/04/2017	WS	pH	8.14	SU	CAWR-18-147340
Rio Grande at Otowi Bridge	—	10/10/2018	WS	pH	8.24	SU	CAWR-19-162017
Rio Grande at Otowi Bridge	—	10/07/2019	WS	pH	8	SU	CAWR-20-186469
Rio Grande at Otowi Bridge	—	10/01/2020	WS	pH	8.45	SU	CAWR-21-208737
Rio Grande at Otowi Bridge	—	04/14/2021	WS	pH	8.9	SU	CAWR-21-221791
Rio Grande at Otowi Bridge	—	10/19/2016	WS	Specific Conductance	358	µS/cm	CAWR-16-126321
Rio Grande at Otowi Bridge	—	10/04/2017	WS	Specific Conductance	273.9	µS/cm	CAWR-18-147340
Rio Grande at Otowi Bridge	—	10/10/2018	WS	Specific Conductance	342	µS/cm	CAWR-19-162017
Rio Grande at Otowi Bridge	—	10/07/2019	WS	Specific Conductance	296	µS/cm	CAWR-20-186469

Location ID	Screen Depth	Measurement Date	PMR Sample Type	Field Parameter	Field Measurement	Measurement Unit	Field Sample ID
Rio Grande at Otowi Bridge	—	10/01/2020	WS	Specific Conductance	326.8	µS/cm	CAWR-21-208737
Rio Grande at Otowi Bridge	—	04/14/2021	WS	Specific Conductance	324.7	µS/cm	CAWR-21-221791
Rio Grande at Otowi Bridge	—	10/19/2016	WS	Temperature	11.6	deg C	CAWR-16-126321
Rio Grande at Otowi Bridge	—	10/04/2017	WS	Temperature	16.7	deg C	CAWR-18-147340
Rio Grande at Otowi Bridge	—	10/10/2018	WS	Temperature	12.8	deg C	CAWR-19-162017
Rio Grande at Otowi Bridge	—	10/07/2019	WS	Temperature	16.8	deg C	CAWR-20-186469
Rio Grande at Otowi Bridge	—	10/01/2020	WS	Temperature	16.5	deg C	CAWR-21-208737
Rio Grande at Otowi Bridge	—	04/14/2021	WS	Temperature	10.7	deg C	CAWR-21-221791
Rio Grande at Otowi Bridge	—	10/19/2016	WS	Turbidity	10.8	NTU	CAWR-16-126321
Rio Grande at Otowi Bridge	—	10/04/2017	WS	Turbidity	94.2	NTU	CAWR-18-147340
Rio Grande at Otowi Bridge	—	10/10/2018	WS	Turbidity	57.7	NTU	CAWR-19-162017
Rio Grande at Otowi Bridge	—	10/07/2019	WS	Turbidity	27.62	NTU	CAWR-20-186469
Rio Grande at Otowi Bridge	—	10/01/2020	WS	Turbidity	13.95	NTU	CAWR-21-208737
Rio Grande at Otowi Bridge	—	04/14/2021	WS	Turbidity	52.32	NTU	CAWR-21-221791

[a] — = Flow field parameters at this location were not assigned a field measurement record ID. Data are from the field notes.

[b] WS = Surface water.

[c] gpm = Gallons per minute.

[d] SU = Standard unit.

[e] NTU = Nephelometric turbidity unit.

Appendix B

Groundwater Elevation Measurements

Note: This report includes no groundwater elevation measurements because none were taken at base flow locations.

Appendix C

Analytical Chemistry Results, Including Results from Previous Four Monitoring Events if Available

The following pages provide lists of (1) acronyms, abbreviations, symbols, and various analytical codes; (2) analytical laboratory qualifier codes; (3) secondary validation flag codes; and (4) background value sources that may be used in Appendix C. Please note that these are comprehensive lists, and this periodic monitoring report may not include all of the terms in the lists.

Acronyms and Abbreviations

Acronym, Abbreviation, or Symbol	Description
Miscellaneous	
%	percent
%D	percent difference
%R	percent recovery
%RSD	percent relative standard deviation
<	Based on qualifiers, the result was a nondetection.
—	none
4,4'-DDD	4,4'-dichlorodiphenyldichloroethane
4,4'-DDT	4,4'-dichlorodiphenyltrichloroethane
BHC	benzene hexachloride
CB	chlorinated biphenyl
CCB	continuing calibration blank
CCV	continuing calibration verification
CLP	Contract Laboratory Program
CRDL	contract-required detection limit
CRI	CDRL check standard
DCG	Derived Concentration Guide (DOE)
DDE	dichlorodiphenyldichloroethylene
DNX	dinitroso-RDX
DOE	Department of Energy (U.S.)
DQO	data quality objective
EPA	Environmental Protection Agency (U.S.)
GC	gas chromatography
GC/MS	gas chromatography/mass spectrometry
GFAA	graphite furnace atomic absorption
GFPC	gas-flow proportional counter
GW	groundwater
HH OO	human health—organism only (NMWQCC standard)
HMX	1,3,5,7-tetranitro-1,3,5,7-tetrazocine
HPLC	high-pressure liquid chromatography
HRGC/HRMS	high-resolution gas chromatography/high-resolution mass spectrometry
ICAL	initial calibration
ICPAES	inductively coupled plasma atomic (optical) emission spectroscopy
ICV	initial calibration verification

Acronyms and Abbreviations (continued)

Acronym, Abbreviation, or Symbol	Description
Miscellaneous (continued)	
IDL	instrument detection limit
IS	internal standard
LAL	lower acceptance limit
LANL	Los Alamos National Laboratory
LCS	laboratory control sample
LLEE	low-level electrolytic extraction
LOC	level of chlorination
LSC	liquid scintillation counting
Lvl	level
MCL	maximum contaminant level (EPA)
MDA	minimum detectable activity
MDC	minimum detectable concentration
MDL	method detection limit
MNX	mononitroso-RDX
MS	matrix spike
MSD	matrix spike duplicate
N3B	Newport News Nuclear BWXT-Los Alamos, LLC
NM	New Mexico
NMED	New Mexico Environment Department
NMWQCC	New Mexico Water Quality Control Commission
OPR	ongoing precision recovery
PCB	polychlorinated biphenyl
PCDD	polychlorinated dibenzo-p-dioxin
PCDF	polychlorinated dibenzofuran
PQL	practical quantitation limit
Prelim	preliminary
QC	quality control
RDX	Royal Demolition Explosive
RF	response factor
RL	reporting limit
RPD	relative percent difference
RRF	relative response factor
RRT	relative retention time
RT	retention time
Scr	screening
SDG	sample delivery group
SMO	Sample Management Office
SSC	suspended sediment concentration

Acronyms and Abbreviations (continued)

Acronym, Abbreviation, or Symbol	Description
Miscellaneous (continued)	
SU	standard unit
TCDD	tetrachlorodibenzo-p-dioxin
TCDF	tetrachlorodibenzofuran
TDS	total dissolved solids
TPH-DRO	total petroleum hydrocarbons—diesel range organics
TNX	trinitroso-RDX
TPU	total propagated uncertainty
UAL	upper acceptance limit
Field Matrix Codes	
W	water
WG	groundwater
WM	snowmelt
WP	persistent flow
WS	base flow
WT	storm runoff
Field Prep Codes	
F	filtered
UF	unfiltered
Analysis Type Code	
CS	client sample
DL	dilution
DUP	duplicate
INIT	initial
RE	reanalysis
REDL	reanalysis dilution
REDP	reanalysis duplicate
RI	reissue
TRP	triplicate
Sample Purpose	
EQB	equipment rinsate blank
FB	field blank
FD	field duplicate
FR	field rinsate
FS	field split
FTB	field trip blank
FTR	field triplicate
INB	equipment blank taken during installation and not associated with a sampling event
ITB	trip blank taken during installation and not associated with a sampling event

Acronyms and Abbreviations (continued)

Acronym, Abbreviation, or Symbol	Description
Sample Purpose (continued)	
NA	not applicable
PEB	performance evaluation blank
PEK	performance evaluation known
REG	regular
RES	resample
SS	special sampling event, data unique
SS-EQB	equipment blank of special sampling event, data unique
SS-FB	field blank of special sampling event, data unique
SS-FD	field duplicate of special sampling event, data unique
SS-FTB	field trip blank of special sampling event, data unique
Analytical Method Category	
DIOX/FUR, Diox/Fur	dioxins and furans
DRO	diesel range organics
Geninorg, GENINORG, General Chemistry	general inorganics
GRO	gasoline range organics
HERB	herbicides
HEXP	high explosives
HRGC/HRMS	High-resolution gas chromatography/high-resolution mass spectrometry.
INORGANIC	inorganics
ISOTOPE, Isotope	isotope ratios
LCMS/MS	liquid chromatography mass spectrometry/mass spectrometry
LCMS/MS PFAS	liquid chromatography mass spectrometry/mass spectrometry of per- and polyfluoroalkyl substances
METALS, Metals	metals
PEST/PCB, PESTPCB	pesticides and PCBs
RAD, Rad	radiochemistry
SVOC, SVOA	semivolatile organic compounds; semivolatile organic analytes
VOC, VOA	volatile organic compounds; volatile organic analytes
Detect Flag and Best Value Flag Codes	
N	no
Y	yes
Lab Codes	
ALTC	Alta Analytical Laboratory, Inc., San Diego, CA
ARSL	American Radiation Services, Inc.
CFA	Cape Fear Analytical, LLC, Wilmington, NC, Division of the GEL Group, Inc., Charleston SC
C-INC	Isotope and Nuclear Chemistry Division (LANL)
COAST	Coastal Science Laboratories, Austin, TX

Acronyms and Abbreviations (continued)

Acronym, Abbreviation, or Symbol	Description
Lab Codes (continued)	
CST	Chemical Sciences and Technology Division (LANL)
EES6	Hydrology, Geochemistry, and Geology Group (LANL)
ESE	Environmental Sciences & Engineering, Inc., Gainesville, FL
FLD	measurement taken in field
GELC	GELC = GEL Laboratories, LLC, Division of the GEL Group, Inc., Charleston, SC (used in Environmental Information Management data base)
GEO	Geochron Laboratories, Boston, MA
HENV	Health and Environmental Laboratory (Johnson Controls, Northern New Mexico)
HUFFMAN	Huffman Laboratories, Inc., Golden, CO
KA	KEMRON Environmental Services, Inc., Vienna, VA
LVLI	Lionville Laboratory, Inc., Philadelphia, PA
PARA	Paragon Analytics, Inc., Salt Lake City, UT
PEC	Pacific Ecorisk Laboratories, Fairfield, CA
QESL	Quanterra Environmental Services, St. Louis, MO
QST	QST Environmental, Newberry, FL
RECRAP	RECRA Labnet, Lionville, PA
RFWC	Roy F. Weston, Inc., West Chester, PA
SGSW	Paradigm Analytical Laboratories, Inc., Wilmington, NC
SILENS	Stable Isotope Laboratory, Woods Hole, MA
STL2, STR	Severn Trent Laboratories, Inc., Richland, WA (historical)
STLA	Severn Trent Laboratories, Inc., Los Angeles, CA
STSL	Severn Trent Laboratories, Inc., St. Louis, MO
SwRI	Southwest Research Institute, San Antonio, TX
UAZ	University of Arizona, Tucson
UIL	University of Illinois, Urbana-Champaign
UMTL	University of Miami Tritium Lab

Note: A combination of analytical laboratory qualifier codes means that several codes apply.

Analytical Laboratory Qualifiers

Qualifier	Description
*	(Inorganic)—Duplicate analysis (relative percent difference [RPD]) not within control limits.
B	(Organic)—Analyte was present in the blank and the sample. (Inorganic) —Reported value was obtained from a reading that was less than the contract-required detection limit (CRDL) but greater than or equal to the instrument detection limit (IDL).
BJ	See B code and see J code.
BJP	See B code, see J code, and see P code.
BPX	(B) (Organic)—This analyte was detected in the associated laboratory method blank and the sample. (B) (Inorganic)—The result for this analyte was greater than the IDL but less than the CRDL. (P) (Pesticides/PCBs)—The quantitative results for this analyte between the primary and secondary gas chromatography (GC) columns were greater than 25% difference. (P) (SW-846 EPA Method 8310, High-Pressure Liquid Chromatography, [HPLC] Results)—The quantitative results for this analyte between the primary and secondary HPLC columns or primary and secondary HPLC detectors were greater than 40% difference. (X) (Organic/Inorganic)—The result for this analyte should be regarded as not detected.
D	The result for this analyte was reported from a dilution.
DJ	See D code and see J code.
DNA	Did not analyze because equipment was broken.
E	(Organic) Analyte exceeded the concentration range. (Inorganic) The serial dilution was exceeded.
E*	See E code and see * code.
EJ	See E code and see J code.
EJ*	See E code, see J code, and see * code.
EJN	(E) (Organic)—The result for this analyte exceeded the upper range of the instrument initial calibration curve. (E) (Inorganic) (inductively coupled plasma atomic [optical] emission spectroscopy [ICPAES])—The result for this analyte in the serial dilution analysis was outside acceptance criteria. (E) (Inorganic) (graphite furnace atomic absorption [GFAA])—The result for this analyte failed one or more Control Laboratory Program (CLP) acceptance criteria as explained in the case narrative. (J) (Organic/General Inorganics)—The result for this analyte was greater than the method detection limit (MDL) but less than the practical quantitation limit (PQL). (N) (Organic)—The reported analyte is a tentatively identified compound (TIC). (N) (Inorganic)—The result for this analyte in the matrix spike (MS) sample was outside acceptance criteria.
EN	See E code and see N code.
EN*	(E) (Organic)—The result for this analyte exceeded the upper range of the instrument initial calibration curve. (E) (Inorganic) (ICPAES)—The result for this analyte in the serial dilution analysis was outside acceptance criteria. (E) (Inorganic) (GFAA)—The result for this analyte failed one or more CLP acceptance criteria as explained in the case narrative. (N) (Organic)—The reported analyte is a TIC. (N) (Inorganic)—The result for this analyte in the MS sample was outside acceptance criteria. * (Inorganic)—The result for this analyte in the laboratory replicate analysis was outside acceptance criteria.
H	(Organic/Inorganic)—The required extraction or analysis holding time for this result was exceeded.

Analytical Laboratory Qualifiers (continued)

Qualifier	Description
H*	(H) (Organic/Inorganic)—The required extraction or analysis holding time for this result was exceeded. * (Organic) and (Inorganic)—The result for this analyte in the laboratory control sample analysis was outside acceptance criteria.
HJ	See H code and see J code.
HJ*	(H) (Organic/Inorganic)—The required extraction or analysis holding time for this result was exceeded. (J) (Organic/General Inorganics)—The result for this analyte was greater than the MDL but less than the PQL. * (Inorganic)—The result for this analyte in the laboratory replicate analysis was outside acceptance criteria.
INS	(d15N)—The d15N of nitrate is a signature of the nitrate present in a sample. Therefore, nitrate has to be present to have a signature. A d15N value cannot be given to a blank because the blank does not have nitrate. This is different from most analytical methods, where a blank is run with the designator “nondetect” or “detected, but below detection limit.”
J	(Inorganic)—The associated numerical value is an estimated quantity. (Organic)—The associated numerical value is an estimated quantity.
J*	See J code and see * code.
JB	See J code and see B code
JN	See J code and see N code.
JN*	See J code, see N code, and see * code.
JP	See J code and see P code.
JQ	See J code and see Q code.
N	(Inorganic)—Spiked sample recovery was not within control limits.
N*	See N code and see * code.
N*E	See N code, see * code, and see E code.
NE	See N code and see E code.
P	Percent difference between the results on the two columns during the analysis differed by more than 40%.
PJ	See P code and see J code.
Q	One or more quality control criteria have not been met. Refer to the applicable narrative or data exception report.
U	The material was analyzed for but was not detected above the level of the associated numeric value.
U*	See U code and see * code.
UD	See U code and see D code.
UE	See U code and see E code.
UE*	See U code, see E code, and see * code.
UEN	See U code, see E code, and see N code.
UH	See U code and see H code.

Analytical Laboratory Qualifiers (continued)

Qualifier	Description
UH*	(U) (Organic/Inorganic)—The result for this analyte was not detected at the specified reporting limit. (H) (Organic/Inorganic)—The required extraction or analysis holding time for this result was exceeded. * (Inorganic)—The result for this analyte in the laboratory replicate analysis was outside acceptance criteria.
UI	(Rad) Gamma spectroscopy result should be regarded as an uncertain identification.
UN	EPA flag (Inorganic)—Compound was analyzed for but was not detected. Spiked sample recovery was not within control limits.
UN*	EPA flag (Inorganic)—See U code, see N code, and see * code.
UUI	(Rad) Gamma spectroscopy result should be regarded as an uncertain identification, and the analytical lab assigned these gamma spectroscopy results as not detected.
X	Consult case narrative, data summary package, or project manager concerning the qualifier.

Validation Qualifiers

Qualifier	Description
A	The contractually required supporting documentation for this datum is absent.
I	The calculated sums are considered incomplete because of the lack of one or more congener results.
I6b	The associated matrix spike recovery was above the UAL. Follow the external laboratory limits located within the associated data package.
I10a	The sample and the duplicate sample results are greater than or equal to 5 times the reporting limit and the duplicate sample relative percent difference is greater than 20% for water samples and greater than 35% for soil samples, or outside of the laboratory's limits.
J	The analyte is classified as detected, but the reported concentration value is expected to be more uncertain than usual.
J-	The analyte is classified as detected, but the reported concentration value is expected to be more uncertain than usual with a potential negative bias.
J+	The analyte is classified as detected, but the reported concentration value is expected to be more uncertain than usual with a potential positive bias.
JN-	Presumptive evidence of the presence of the material is at an estimated quantity with a suspected negative bias.
JN+	Presumptive evidence of the presence of the material is at an estimated quantity with a suspected positive bias.
N	There is presumptive evidence of the presence of the material.
NJ	(Organic) Analyte has been tentatively identified, and the associated numerical value is estimated based upon a 1:1 response factor to the nearest eluting internal standard.
NQ	No validation qualifier flag is associated with this result, and the analyte is classified as detected.
PM	Manual review of raw data is recommended to determine if the observed noncompliances with quality acceptance criteria adversely impact data use.
R	The reported sample result is classified as rejected because of serious noncompliances regarding QC acceptance criteria. The presence or absence of the analyte cannot be verified based on routine validation alone.

Validation Qualifiers (continued)

Qualifier	Description
SV3a	The surrogate is < the lower acceptance level but <= 10%R. Follow the external laboratory limits located within the associated data package.
SV9c	The holding time was greater than 2× the applicable holding-time requirement.
U	The analyte is classified as not detected.
UJ	The analyte is classified as not detected, with an expectation that the reported result is more uncertain than usual.

Background Values

Symbol	Background Values
—	No background values available
*i	Intermediate 95% background level reported in the "Groundwater Background Investigation Report, Revision 5" (LANL 2016, 601920)
*r	Regional 95% background level reported in the "Groundwater Background Investigation Report, Revision 5" (LANL 2016, 601920)

Note: Background values in Table C-1 are upper tolerance limits reported in the "Groundwater Background Investigation Report, Revision 5" (LANL 2016, 601920) unless otherwise noted.

REFERENCE

The following reference list includes documents cited in this appendix. Parenthetical information following each reference provides the author(s), publication date, and ERID, ESHID, or EMID. This information is also included in text citations. ERIDs were assigned by Los Alamos National Laboratory (LANL) Associate Directorate for Environmental Management (IDs through 599999); ESHIDs were assigned by the Laboratory's Associate Directorate for Environment, Safety, and Health (IDs 600000 through 699999); and EMIDs are assigned by N3B (IDs 700000 and above). IDs are used to locate documents in N3B's Records Management System and in the Master Reference Set. The New Mexico Environment Department (NMED) Hazardous Waste Bureau and N3B maintain copies of the Master Reference Set. The set ensures that NMED has the references to review documents. The set is updated when new references are cited in documents.

LANL (Los Alamos National Laboratory), October 27, 2016. "Groundwater Background Investigation Report, Revision 5," Los Alamos National Laboratory document LA-UR-16-27907, Los Alamos, New Mexico. (LANL 2016, 601920)

Table C-1 Analytical Results from the Periodic Monitoring Events Reported in the Periodic Monitoring Report

Location ID	Screen Depth	Sample Date	Sample Type	Field Preparation Code	Analysis Type Code	Sample Purpose	Method Category	Lab Method	Parameter Name	Parameter Code	Detected	Report Result	Lab Uncertainty	Report MDA	Report MDL	Report Unit	Best Value	Lab Qualifier	Validation Qualifier	COC #	Field Sample ID	Lab ID
Between E252 and Water at Beta	—	03/29/2021	WS	UF	RE	REG	LCMS/MS High Explosives	SW-846:8330B	2,4-Diamino-6-nitrotoluene	6629-29-4	N	2.5	—	—	2.5	µg/L	N	U	R	N3B-2021-1159	CAWA-21-219608	GELC
Between E252 and Water at Beta	—	03/29/2021	WS	UF	INIT	REG	LCMS/MS High Explosives	SW-846:8330B	2,4-Diamino-6-nitrotoluene	6629-29-4	N	0.5	—	—	0.5	µg/L	Y	U	UJ	N3B-2021-1159	CAWA-21-219608	GELC
Between E252 and Water at Beta	—	07/15/2020	WS	UF	INIT	REG	LCMS/MS High Explosives	SW-846:8330B	2,4-Diamino-6-nitrotoluene	6629-29-4	N	0.518	—	—	0.518	µg/L	Y	U	U	N3B-2020-1273	CAWA-20-205274	GELC
Between E252 and Water at Beta	—	03/29/2021	WS	UF	RE	REG	LCMS/MS High Explosives	SW-846:8330B	2,6-Diamino-4-nitrotoluene	59229-75-3	N	2.5	—	—	2.5	µg/L	N	U	R	N3B-2021-1159	CAWA-21-219608	GELC
Between E252 and Water at Beta	—	03/29/2021	WS	UF	INIT	REG	LCMS/MS High Explosives	SW-846:8330B	2,6-Diamino-4-nitrotoluene	59229-75-3	N	0.5	—	—	0.5	µg/L	Y	U	UJ	N3B-2021-1159	CAWA-21-219608	GELC
Between E252 and Water at Beta	—	07/15/2020	WS	UF	INIT	REG	LCMS/MS High Explosives	SW-846:8330B	2,6-Diamino-4-nitrotoluene	59229-75-3	N	0.518	—	—	0.518	µg/L	Y	U	U	N3B-2020-1273	CAWA-20-205274	GELC
Between E252 and Water at Beta	—	03/29/2021	WS	UF	RE	REG	LCMS/MS High Explosives	SW-846:8330B	3,5-Dinitroaniline	618-87-1	N	1.5	—	—	1.5	µg/L	N	U	R	N3B-2021-1159	CAWA-21-219608	GELC
Between E252 and Water at Beta	—	03/29/2021	WS	UF	INIT	REG	LCMS/MS High Explosives	SW-846:8330B	3,5-Dinitroaniline	618-87-1	N	0.3	—	—	0.3	µg/L	Y	U	UJ	N3B-2021-1159	CAWA-21-219608	GELC
Between E252 and Water at Beta	—	07/15/2020	WS	UF	INIT	REG	LCMS/MS High Explosives	SW-846:8330B	3,5-Dinitroaniline	618-87-1	N	0.311	—	—	0.311	µg/L	Y	U	U	N3B-2020-1273	CAWA-20-205274	GELC
Between E252 and Water at Beta	—	07/15/2020	WS	UF	INIT	REG	SVOC	SW-846:8270D	Acenaphthene	83-32-9	N	0.316	—	—	0.316	µg/L	Y	U	U	N3B-2020-1273	CAWA-20-205274	GELC
Between E252 and Water at Beta	—	07/15/2020	WS	UF	INIT	REG	SVOC	SW-846:8270D	Acenaphthylene	208-96-8	N	0.316	—	—	0.316	µg/L	Y	U	U	N3B-2020-1273	CAWA-20-205274	GELC
Between E252 and Water at Beta	—	03/29/2021	WS	UF	INIT	REG	VOC	SW-846:8260D	Acetone	67-64-1	Y	4.91	—	—	1.74	µg/L	Y	J	J	N3B-2021-1159	CAWA-21-219608	GELC
Between E252 and Water at Beta	—	07/15/2020	WS	UF	INIT	REG	VOC	SW-846:8260B	Acetone	67-64-1	Y	1.89	—	—	1.5	µg/L	Y	J	J	N3B-2020-1273	CAWA-20-205274	GELC
Between E252 and Water at Beta	—	03/29/2021	WS	UF	INIT	REG	VOC	SW-846:8260D	Acetonitrile	75-05-8	N	8.33	—	—	8.33	µg/L	Y	U	U	N3B-2021-1159	CAWA-21-219608	GELC
Between E252 and Water at Beta	—	07/15/2020	WS	UF	INIT	REG	VOC	SW-846:8260B	Acetonitrile	75-05-8	N	8	—	—	8	µg/L	Y	U	U	N3B-2020-1273	CAWA-20-205274	GELC
Between E252 and Water at Beta	—	03/29/2021	WS	F	INIT	REG	General Chemistry	EPA:150.1	Acidity or Alkalinity of a solution	pH	Y	8.08	—	—	0.01	SU	Y	H	J	N3B-2021-1159	CAWA-21-218381	GELC
Between E252 and Water at Beta	—	07/15/2020	WS	F	INIT	REG	General Chemistry	EPA:150.1	Acidity or Alkalinity of a solution	pH	Y	8.12	—	—	0.01	SU	Y	H	NQ	N3B-2020-1275	CAWA-20-199056	GELC
Between E252 and Water at Beta	—	03/29/2021	WS	UF	INIT	REG	VOC	SW-846:8260D	Acrolein	107-02-8	N	1.67	—	—	1.67	µg/L	Y	U	U	N3B-2021-1159	CAWA-21-219608	GELC
Between E252 and Water at Beta	—	07/15/2020	WS	UF	INIT	REG	VOC	SW-846:8260B	Acrolein	107-02-8	N	1.5	—	—	1.5	µg/L	Y	U	U	N3B-2020-1273	CAWA-20-205274	GELC
Between E252 and Water at Beta	—	03/29/2021	WS	UF	INIT	REG	VOC	SW-846:8260D	Acrylonitrile	107-13-1	N	1.67	—	—	1.67	µg/L	Y	U	U	N3B-2021-1159	CAWA-21-219608	GELC
Between E252 and Water at Beta	—	07/15/2020	WS	UF	INIT	REG	VOC	SW-846:8260B	Acrylonitrile	107-13-1	N	1.5	—	—	1.5	µg/L	Y	U	U	N3B-2020-1273	CAWA-20-205274	GELC
Between E252 and Water at Beta	—	03/29/2021	WS	F	INIT	REG	General Chemistry	EPA:310.1	Alkalinity-CO3	ALK-CO3	N	1.45	—	—	1.45	mg/L	Y	U	U	N3B-2021-1159	CAWA-21-218381	GELC
Between E252 and Water at Beta	—	07/15/2020	WS	F	INIT	REG	General Chemistry	EPA:310.1	Alkalinity-CO3	ALK-CO3	N	1.45	—	—	1.45	mg/L	Y	U	U	N3B-2020-1275	CAWA-20-199056	GELC
Between E252 and Water at Beta	—	03/29/2021	WS	F	INIT	REG	General Chemistry	EPA:310.1	Alkalinity-CO3+HCO3	ALK-CO3+HCO3	Y	51.3	—	—	1.45	mg/L	Y	—	NQ	N3B-2021-1159	CAWA-21-218381	GELC
Between E252 and Water at Beta	—	07/15/2020	WS	F	INIT	REG	General Chemistry	EPA:310.1	Alkalinity-CO3+HCO3	ALK-CO3+HCO3	Y	72.2	—	—	1.45	mg/L	Y	—	NQ	N3B-2020-1275	CAWA-20-199056	GELC
Between E252 and Water at Beta	—	03/29/2021	WS	F	INIT	REG	Inorganic	SW-846:6010C	Aluminum	Al	Y	740	—	—	68	µg/L	Y	—	NQ	N3B-2021-1159	CAWA-21-218381	GELC
Between E252 and Water at Beta	—	03/29/2021	WS	UF	INIT	REG	Inorganic	SW-846:6010C	Aluminum	Al	Y	777	—	—	68	µg/L	Y	—	NQ	N3B-2021-1159	CAWA-21-219608	GELC
Between E252 and Water at Beta	—	07/15/2020	WS	F	INIT	REG	Inorganic	SW-846:6010C	Aluminum	Al	N	68	—	—	68	µg/L	Y	U	U	N3B-2020-1273	CAWA-20-205273	GELC
Between E252 and Water at Beta	—	07/15/2020	WS	UF	INIT	REG	Inorganic	SW-846:6010C	Aluminum	Al	Y	80.9	—	—	68	µg/L	Y	J	J	N3B-2020-1273	CAWA-20-205274	GELC
Between E252 and Water at Beta	—	07/15/2020	WS	UF	INIT	REG	RAD	HASL-300:AM-241	Americium-241	Am-241	N	0.0106	0.00764	0.0375	—	pCi/L	Y	U	U	N3B-2020-1275	CAWA-20-199055	GELC
Between E252 and Water at Beta	—	03/29/2021	WS	UF	RE	REG	LCMS/MS High Explosives	SW-846:8330B	Amino-2,6-dinitrotoluene[4-]	19406-51-0	N	0.4	—	—	0.4	µg/L	N	U	R	N3B-2021-1159	CAWA-21-219608	GELC

Table C-1 Analytical Results from the Periodic Monitoring Events Reported in the Periodic Monitoring Report

Location ID	Screen Depth	Sample Date	Sample Type	Field Preparation Code	Analysis Type Code	Sample Purpose	Method Category	Lab Method	Parameter Name	Parameter Code	Detected	Report Result	Lab Uncertainty	Report MDA	Report MDL	Report Unit	Best Value	Lab Qualifier	Validation Qualifier	COC #	Field Sample ID	Lab ID
Between E252 and Water at Beta	—	03/29/2021	WS	UF	INIT	REG	LCMS/MS High Explosives	SW-846:8330B	Amino-2,6-dinitrotoluene[4-]	19406-51-0	N	0.08	—	—	0.08	µg/L	Y	U	UJ	N3B-2021-1159	CAWA-21-219608	GELC
Between E252 and Water at Beta	—	07/15/2020	WS	UF	INIT	REG	LCMS/MS High Explosives	SW-846:8330B	Amino-2,6-dinitrotoluene[4-]	19406-51-0	N	0.0829	—	—	0.0829	µg/L	Y	U	U	N3B-2020-1273	CAWA-20-205274	GELC
Between E252 and Water at Beta	—	03/29/2021	WS	UF	RE	REG	LCMS/MS High Explosives	SW-846:8330B	Amino-4,6-dinitrotoluene[2-]	35572-78-2	N	0.4	—	—	0.4	µg/L	N	U	R	N3B-2021-1159	CAWA-21-219608	GELC
Between E252 and Water at Beta	—	03/29/2021	WS	UF	INIT	REG	LCMS/MS High Explosives	SW-846:8330B	Amino-4,6-dinitrotoluene[2-]	35572-78-2	N	0.08	—	—	0.08	µg/L	Y	U	UJ	N3B-2021-1159	CAWA-21-219608	GELC
Between E252 and Water at Beta	—	07/15/2020	WS	UF	INIT	REG	LCMS/MS High Explosives	SW-846:8330B	Amino-4,6-dinitrotoluene[2-]	35572-78-2	N	0.0829	—	—	0.0829	µg/L	Y	U	U	N3B-2020-1273	CAWA-20-205274	GELC
Between E252 and Water at Beta	—	03/29/2021	WS	F	INIT	REG	General Chemistry	EPA:350.1	Ammonia as Nitrogen	NH3-N	Y	0.0404	—	—	0.017	mg/L	Y	J	J-	N3B-2021-1159	CAWA-21-218381	GELC
Between E252 and Water at Beta	—	07/15/2020	WS	F	INIT	REG	General Chemistry	EPA:350.1	Ammonia as Nitrogen	NH3-N	N	0.105	—	—	0.017	mg/L	Y	—	U	N3B-2020-1275	CAWA-20-199056	GELC
Between E252 and Water at Beta	—	07/15/2020	WS	UF	INIT	REG	SVOC	SW-846:8270D	Aniline	62-53-3	N	4.42	—	—	4.42	µg/L	Y	U	U	N3B-2020-1273	CAWA-20-205274	GELC
Between E252 and Water at Beta	—	07/15/2020	WS	UF	INIT	REG	SVOC	SW-846:8270D	Anthracene	120-12-7	N	0.316	—	—	0.316	µg/L	Y	U	U	N3B-2020-1273	CAWA-20-205274	GELC
Between E252 and Water at Beta	—	03/29/2021	WS	F	INIT	REG	Inorganic	SW-846:6020B	Antimony	Sb	N	1	—	—	1	µg/L	Y	U	U	N3B-2021-1159	CAWA-21-218381	GELC
Between E252 and Water at Beta	—	03/29/2021	WS	UF	INIT	REG	Inorganic	SW-846:6020B	Antimony	Sb	N	1	—	—	1	µg/L	Y	U	U	N3B-2021-1159	CAWA-21-219608	GELC
Between E252 and Water at Beta	—	07/15/2020	WS	F	INIT	REG	Inorganic	SW-846:6020B	Antimony	Sb	N	1	—	—	1	µg/L	Y	U	U	N3B-2020-1273	CAWA-20-205273	GELC
Between E252 and Water at Beta	—	07/15/2020	WS	UF	INIT	REG	Inorganic	SW-846:6020B	Antimony	Sb	N	1	—	—	1	µg/L	Y	U	U	N3B-2020-1273	CAWA-20-205274	GELC
Between E252 and Water at Beta	—	07/15/2020	WS	UF	INIT	REG	PESTPCB	SW-846:8082A	Aroclor-1016	12674-11-2	N	0.0333	—	—	0.0333	µg/L	Y	U	U	N3B-2020-1275	CAWA-20-199055	GELC
Between E252 and Water at Beta	—	07/15/2020	WS	UF	INIT	REG	PESTPCB	SW-846:8082A	Aroclor-1221	11104-28-2	N	0.0333	—	—	0.0333	µg/L	Y	U	U	N3B-2020-1275	CAWA-20-199055	GELC
Between E252 and Water at Beta	—	07/15/2020	WS	UF	INIT	REG	PESTPCB	SW-846:8082A	Aroclor-1232	11141-16-5	N	0.0333	—	—	0.0333	µg/L	Y	U	U	N3B-2020-1275	CAWA-20-199055	GELC
Between E252 and Water at Beta	—	07/15/2020	WS	UF	INIT	REG	PESTPCB	SW-846:8082A	Aroclor-1242	53469-21-9	N	0.0333	—	—	0.0333	µg/L	Y	U	U	N3B-2020-1275	CAWA-20-199055	GELC
Between E252 and Water at Beta	—	07/15/2020	WS	UF	INIT	REG	PESTPCB	SW-846:8082A	Aroclor-1248	12672-29-6	N	0.0333	—	—	0.0333	µg/L	Y	U	U	N3B-2020-1275	CAWA-20-199055	GELC
Between E252 and Water at Beta	—	07/15/2020	WS	UF	INIT	REG	PESTPCB	SW-846:8082A	Aroclor-1254	11097-69-1	N	0.0333	—	—	0.0333	µg/L	Y	U	U	N3B-2020-1275	CAWA-20-199055	GELC
Between E252 and Water at Beta	—	07/15/2020	WS	UF	INIT	REG	PESTPCB	SW-846:8082A	Aroclor-1260	11096-82-5	N	0.0333	—	—	0.0333	µg/L	Y	U	U	N3B-2020-1275	CAWA-20-199055	GELC
Between E252 and Water at Beta	—	07/15/2020	WS	UF	INIT	REG	PESTPCB	SW-846:8082A	Aroclor-1262	37324-23-5	N	0.0333	—	—	0.0333	µg/L	Y	U	U	N3B-2020-1275	CAWA-20-199055	GELC
Between E252 and Water at Beta	—	03/29/2021	WS	F	INIT	REG	Inorganic	SW-846:6020B	Arsenic	As	N	2	—	—	2	µg/L	Y	U	U	N3B-2021-1159	CAWA-21-218381	GELC
Between E252 and Water at Beta	—	03/29/2021	WS	UF	INIT	REG	Inorganic	SW-846:6020B	Arsenic	As	N	2	—	—	2	µg/L	Y	U	U	N3B-2021-1159	CAWA-21-219608	GELC
Between E252 and Water at Beta	—	07/15/2020	WS	F	INIT	REG	Inorganic	SW-846:6020B	Arsenic	As	Y	2.51	—	—	2	µg/L	Y	J	J	N3B-2020-1273	CAWA-20-205273	GELC
Between E252 and Water at Beta	—	07/15/2020	WS	UF	INIT	REG	Inorganic	SW-846:6020B	Arsenic	As	Y	2.77	—	—	2	µg/L	Y	J	J	N3B-2020-1273	CAWA-20-205274	GELC
Between E252 and Water at Beta	—	07/15/2020	WS	UF	INIT	REG	SVOC	SW-846:8270D	Atrazine	1912-24-9	N	3.16	—	—	3.16	µg/L	Y	U	U	N3B-2020-1273	CAWA-20-205274	GELC
Between E252 and Water at Beta	—	03/29/2021	WS	F	INIT	REG	Inorganic	SW-846:6010C	Barium	Ba	Y	47	—	—	1	µg/L	Y	—	NQ	N3B-2021-1159	CAWA-21-218381	GELC
Between E252 and Water at Beta	—	03/29/2021	WS	UF	INIT	REG	Inorganic	SW-846:6010C	Barium	Ba	Y	48	—	—	1	µg/L	Y	—	NQ	N3B-2021-1159	CAWA-21-219608	GELC
Between E252 and Water at Beta	—	07/15/2020	WS	F	INIT	REG	Inorganic	SW-846:6010C	Barium	Ba	Y	79.3	—	—	1	µg/L	Y	—	NQ	N3B-2020-1273	CAWA-20-205273	GELC
Between E252 and Water at Beta	—	07/15/2020	WS	UF	INIT	REG	Inorganic	SW-846:6010C	Barium	Ba	Y	77.1	—	—	1	µg/L	Y	—	NQ	N3B-2020-1273	CAWA-20-205274	GELC
Between E252 and Water at Beta	—	03/29/2021	WS	UF	INIT	REG	VOC	SW-846:8260D	Benzene	71-43-2	N	0.333	—	—	0.333	µg/L	Y	U	U	N3B-2021-1159	CAWA-21-219608	GELC

Table C-1 Analytical Results from the Periodic Monitoring Events Reported in the Periodic Monitoring Report

Location ID	Screen Depth	Sample Date	Sample Type	Field Preparation Code	Analysis Type Code	Sample Purpose	Method Category	Lab Method	Parameter Name	Parameter Code	Detected	Report Result	Lab Uncertainty	Report MDA	Report MDL	Report Unit	Best Value	Lab Qualifier	Validation Qualifier	COC #	Field Sample ID	Lab ID
Between E252 and Water at Beta	—	07/15/2020	WS	UF	INIT	REG	VOC	SW-846:8260B	Benzene	71-43-2	N	0.3	—	—	0.3	µg/L	Y	U	U	N3B-2020-1273	CAWA-20-205274	GELC
Between E252 and Water at Beta	—	07/15/2020	WS	UF	INIT	REG	SVOC	SW-846:8270D	Benzidine	92-87-5	N	4.11	—	—	4.11	µg/L	Y	U	U	N3B-2020-1273	CAWA-20-205274	GELC
Between E252 and Water at Beta	—	07/15/2020	WS	UF	INIT	REG	SVOC	SW-846:8270D	Benzo(a)anthracene	56-55-3	N	0.316	—	—	0.316	µg/L	Y	U	U	N3B-2020-1273	CAWA-20-205274	GELC
Between E252 and Water at Beta	—	07/15/2020	WS	UF	INIT	REG	SVOC	SW-846:8270D	Benzo(a)pyrene	50-32-8	N	0.316	—	—	0.316	µg/L	Y	U	U	N3B-2020-1273	CAWA-20-205274	GELC
Between E252 and Water at Beta	—	07/15/2020	WS	UF	INIT	REG	SVOC	SW-846:8270D	Benzo(b)fluoranthene	205-99-2	N	0.316	—	—	0.316	µg/L	Y	U	U	N3B-2020-1273	CAWA-20-205274	GELC
Between E252 and Water at Beta	—	07/15/2020	WS	UF	INIT	REG	SVOC	SW-846:8270D	Benzo(g,h,i)perylene	191-24-2	N	0.316	—	—	0.316	µg/L	Y	U	U	N3B-2020-1273	CAWA-20-205274	GELC
Between E252 and Water at Beta	—	07/15/2020	WS	UF	INIT	REG	SVOC	SW-846:8270D	Benzo(k)fluoranthene	207-08-9	N	0.316	—	—	0.316	µg/L	Y	U	U	N3B-2020-1273	CAWA-20-205274	GELC
Between E252 and Water at Beta	—	07/15/2020	WS	UF	INIT	REG	SVOC	SW-846:8270D	Benzoic Acid	65-85-0	N	6.32	—	—	6.32	µg/L	Y	U	U	N3B-2020-1273	CAWA-20-205274	GELC
Between E252 and Water at Beta	—	07/15/2020	WS	UF	INIT	REG	SVOC	SW-846:8270D	Benzyl Alcohol	100-51-6	N	3.16	—	—	3.16	µg/L	Y	U	U	N3B-2020-1273	CAWA-20-205274	GELC
Between E252 and Water at Beta	—	03/29/2021	WS	F	INIT	REG	Inorganic	SW-846:6010C	Beryllium	Be	N	1	—	—	1	µg/L	Y	U	U	N3B-2021-1159	CAWA-21-218381	GELC
Between E252 and Water at Beta	—	03/29/2021	WS	UF	INIT	REG	Inorganic	SW-846:6010C	Beryllium	Be	N	1	—	—	1	µg/L	Y	U	U	N3B-2021-1159	CAWA-21-219608	GELC
Between E252 and Water at Beta	—	07/15/2020	WS	F	INIT	REG	Inorganic	SW-846:6010C	Beryllium	Be	N	1	—	—	1	µg/L	Y	U	U	N3B-2020-1273	CAWA-20-205273	GELC
Between E252 and Water at Beta	—	07/15/2020	WS	UF	INIT	REG	Inorganic	SW-846:6010C	Beryllium	Be	N	1	—	—	1	µg/L	Y	U	U	N3B-2020-1273	CAWA-20-205274	GELC
Between E252 and Water at Beta	—	07/15/2020	WS	UF	INIT	REG	SVOC	SW-846:8270D	Bis(2-chloroethoxy)methane	111-91-1	N	3.16	—	—	3.16	µg/L	Y	U	U	N3B-2020-1273	CAWA-20-205274	GELC
Between E252 and Water at Beta	—	07/15/2020	WS	UF	INIT	REG	SVOC	SW-846:8270D	Bis(2-chloroethyl)ether	111-44-4	N	3.16	—	—	3.16	µg/L	Y	U	U	N3B-2020-1273	CAWA-20-205274	GELC
Between E252 and Water at Beta	—	07/15/2020	WS	UF	INIT	REG	SVOC	SW-846:8270D	Bis(2-ethylhexyl)phthalate	117-81-7	N	0.316	—	—	0.316	µg/L	Y	U	U	N3B-2020-1273	CAWA-20-205274	GELC
Between E252 and Water at Beta	—	03/29/2021	WS	F	INIT	REG	Inorganic	SW-846:6010C	Boron	B	N	15	—	—	15	µg/L	Y	U	U	N3B-2021-1159	CAWA-21-218381	GELC
Between E252 and Water at Beta	—	03/29/2021	WS	UF	INIT	REG	Inorganic	SW-846:6010C	Boron	B	N	15	—	—	15	µg/L	Y	U	U	N3B-2021-1159	CAWA-21-219608	GELC
Between E252 and Water at Beta	—	07/15/2020	WS	F	INIT	REG	Inorganic	SW-846:6010C	Boron	B	Y	15.5	—	—	15	µg/L	Y	J	J	N3B-2020-1273	CAWA-20-205273	GELC
Between E252 and Water at Beta	—	07/15/2020	WS	UF	INIT	REG	Inorganic	SW-846:6010C	Boron	B	Y	16.1	—	—	15	µg/L	Y	J	J	N3B-2020-1273	CAWA-20-205274	GELC
Between E252 and Water at Beta	—	03/29/2021	WS	F	INIT	REG	General Chemistry	EPA:300.0	Bromide	Br(-1)	N	0.067	—	—	0.067	mg/L	Y	U	U	N3B-2021-1159	CAWA-21-218381	GELC
Between E252 and Water at Beta	—	07/15/2020	WS	F	INIT	REG	General Chemistry	EPA:300.0	Bromide	Br(-1)	N	0.067	—	—	0.067	mg/L	Y	U	U	N3B-2020-1275	CAWA-20-199056	GELC
Between E252 and Water at Beta	—	03/29/2021	WS	UF	INIT	REG	VOC	SW-846:8260D	Bromobenzene	108-86-1	N	0.333	—	—	0.333	µg/L	Y	U	U	N3B-2021-1159	CAWA-21-219608	GELC
Between E252 and Water at Beta	—	07/15/2020	WS	UF	INIT	REG	VOC	SW-846:8260B	Bromobenzene	108-86-1	N	0.3	—	—	0.3	µg/L	Y	U	U	N3B-2020-1273	CAWA-20-205274	GELC
Between E252 and Water at Beta	—	03/29/2021	WS	UF	INIT	REG	VOC	SW-846:8260D	Bromochloromethane	74-97-5	N	0.333	—	—	0.333	µg/L	Y	U	U	N3B-2021-1159	CAWA-21-219608	GELC
Between E252 and Water at Beta	—	07/15/2020	WS	UF	INIT	REG	VOC	SW-846:8260B	Bromochloromethane	74-97-5	N	0.3	—	—	0.3	µg/L	Y	U	U	N3B-2020-1273	CAWA-20-205274	GELC
Between E252 and Water at Beta	—	03/29/2021	WS	UF	INIT	REG	VOC	SW-846:8260D	Bromodichloromethane	75-27-4	N	0.333	—	—	0.333	µg/L	Y	U	U	N3B-2021-1159	CAWA-21-219608	GELC
Between E252 and Water at Beta	—	07/15/2020	WS	UF	INIT	REG	VOC	SW-846:8260B	Bromodichloromethane	75-27-4	N	0.3	—	—	0.3	µg/L	Y	U	U	N3B-2020-1273	CAWA-20-205274	GELC
Between E252 and Water at Beta	—	03/29/2021	WS	UF	INIT	REG	VOC	SW-846:8260D	Bromoform	75-25-2	N	0.333	—	—	0.333	µg/L	Y	U	U	N3B-2021-1159	CAWA-21-219608	GELC
Between E252 and Water at Beta	—	07/15/2020	WS	UF	INIT	REG	VOC	SW-846:8260B	Bromoform	75-25-2	N	0.3	—	—	0.3	µg/L	Y	U	U	N3B-2020-1273	CAWA-20-205274	GELC
Between E252 and Water at Beta	—	03/29/2021	WS	UF	INIT	REG	VOC	SW-846:8260D	Bromomethane	74-83-9	N	0.337	—	—	0.337	µg/L	Y	U	U	N3B-2021-1159	CAWA-21-219608	GELC

Table C-1 Analytical Results from the Periodic Monitoring Events Reported in the Periodic Monitoring Report

Location ID	Screen Depth	Sample Date	Sample Type	Field Preparation Code	Analysis Type Code	Sample Purpose	Method Category	Lab Method	Parameter Name	Parameter Code	Detected	Report Result	Lab Uncertainty	Report MDA	Report MDL	Report Unit	Best Value	Lab Qualifier	Validation Qualifier	COC #	Field Sample ID	Lab ID
Between E252 and Water at Beta	—	07/15/2020	WS	UF	INIT	REG	VOC	SW-846:8260B	Bromomethane	74-83-9	N	0.3	—	—	0.3	µg/L	Y	U	U	N3B-2020-1273	CAWA-20-205274	GELC
Between E252 and Water at Beta	—	07/15/2020	WS	UF	INIT	REG	SVOC	SW-846:8270D	Bromophenyl-phenylether[4-]	101-55-3	N	3.16	—	—	3.16	µg/L	Y	U	U	N3B-2020-1273	CAWA-20-205274	GELC
Between E252 and Water at Beta	—	03/29/2021	WS	UF	INIT	REG	VOC	SW-846:8260D	Butanol[1-]	71-36-3	N	21.1	—	—	21.1	µg/L	Y	U	U	N3B-2021-1159	CAWA-21-219608	GELC
Between E252 and Water at Beta	—	07/15/2020	WS	UF	INIT	REG	VOC	SW-846:8260B	Butanol[1-]	71-36-3	N	15	—	—	15	µg/L	Y	U	U	N3B-2020-1273	CAWA-20-205274	GELC
Between E252 and Water at Beta	—	03/29/2021	WS	UF	INIT	REG	VOC	SW-846:8260D	Butanone[2-]	78-93-3	N	1.67	—	—	1.67	µg/L	Y	U	U	N3B-2021-1159	CAWA-21-219608	GELC
Between E252 and Water at Beta	—	07/15/2020	WS	UF	INIT	REG	VOC	SW-846:8260B	Butanone[2-]	78-93-3	N	1.5	—	—	1.5	µg/L	Y	U	U	N3B-2020-1273	CAWA-20-205274	GELC
Between E252 and Water at Beta	—	03/29/2021	WS	UF	INIT	REG	VOC	SW-846:8260D	Butylbenzene[n-]	104-51-8	N	0.333	—	—	0.333	µg/L	Y	U	U	N3B-2021-1159	CAWA-21-219608	GELC
Between E252 and Water at Beta	—	07/15/2020	WS	UF	INIT	REG	VOC	SW-846:8260B	Butylbenzene[n-]	104-51-8	N	0.3	—	—	0.3	µg/L	Y	U	U	N3B-2020-1273	CAWA-20-205274	GELC
Between E252 and Water at Beta	—	03/29/2021	WS	UF	INIT	REG	VOC	SW-846:8260D	Butylbenzene[sec-]	135-98-8	N	0.333	—	—	0.333	µg/L	Y	U	U	N3B-2021-1159	CAWA-21-219608	GELC
Between E252 and Water at Beta	—	07/15/2020	WS	UF	INIT	REG	VOC	SW-846:8260B	Butylbenzene[sec-]	135-98-8	N	0.3	—	—	0.3	µg/L	Y	U	U	N3B-2020-1273	CAWA-20-205274	GELC
Between E252 and Water at Beta	—	03/29/2021	WS	UF	INIT	REG	VOC	SW-846:8260D	Butylbenzene[tert-]	98-06-6	N	0.333	—	—	0.333	µg/L	Y	U	U	N3B-2021-1159	CAWA-21-219608	GELC
Between E252 and Water at Beta	—	07/15/2020	WS	UF	INIT	REG	VOC	SW-846:8260B	Butylbenzene[tert-]	98-06-6	N	0.3	—	—	0.3	µg/L	Y	U	U	N3B-2020-1273	CAWA-20-205274	GELC
Between E252 and Water at Beta	—	07/15/2020	WS	UF	INIT	REG	SVOC	SW-846:8270D	Butylbenzylphthalate	85-68-7	N	0.316	—	—	0.316	µg/L	Y	U	U	N3B-2020-1273	CAWA-20-205274	GELC
Between E252 and Water at Beta	—	03/29/2021	WS	F	INIT	REG	Inorganic	SW-846:6020B	Cadmium	Cd	N	0.3	—	—	0.3	µg/L	Y	U	U	N3B-2021-1159	CAWA-21-218381	GELC
Between E252 and Water at Beta	—	03/29/2021	WS	UF	INIT	REG	Inorganic	SW-846:6020B	Cadmium	Cd	N	0.3	—	—	0.3	µg/L	Y	U	U	N3B-2021-1159	CAWA-21-219608	GELC
Between E252 and Water at Beta	—	07/15/2020	WS	F	INIT	REG	Inorganic	SW-846:6020B	Cadmium	Cd	N	0.3	—	—	0.3	µg/L	Y	U	U	N3B-2020-1273	CAWA-20-205273	GELC
Between E252 and Water at Beta	—	07/15/2020	WS	UF	INIT	REG	Inorganic	SW-846:6020B	Cadmium	Cd	N	0.3	—	—	0.3	µg/L	Y	U	U	N3B-2020-1273	CAWA-20-205274	GELC
Between E252 and Water at Beta	—	03/29/2021	WS	F	INIT	REG	Inorganic	SW-846:6010C	Calcium	Ca	Y	10.9	—	—	0.05	mg/L	Y	—	NQ	N3B-2021-1159	CAWA-21-218381	GELC
Between E252 and Water at Beta	—	03/29/2021	WS	UF	INIT	REG	Inorganic	SW-846:6010C	Calcium	Ca	Y	10.9	—	—	0.05	mg/L	Y	—	NQ	N3B-2021-1159	CAWA-21-219608	GELC
Between E252 and Water at Beta	—	07/15/2020	WS	F	INIT	REG	Inorganic	SW-846:6010C	Calcium	Ca	Y	15.6	—	—	0.05	mg/L	Y	N	J-	N3B-2020-1273	CAWA-20-205273	GELC
Between E252 and Water at Beta	—	07/15/2020	WS	UF	INIT	REG	Inorganic	SW-846:6010C	Calcium	Ca	Y	15	—	—	0.05	mg/L	Y	N	J-	N3B-2020-1273	CAWA-20-205274	GELC
Between E252 and Water at Beta	—	03/29/2021	WS	UF	INIT	REG	VOC	SW-846:8260D	Carbon Disulfide	75-15-0	N	1.67	—	—	1.67	µg/L	Y	U	U	N3B-2021-1159	CAWA-21-219608	GELC
Between E252 and Water at Beta	—	07/15/2020	WS	UF	INIT	REG	VOC	SW-846:8260B	Carbon Disulfide	75-15-0	N	1.5	—	—	1.5	µg/L	Y	U	U	N3B-2020-1273	CAWA-20-205274	GELC
Between E252 and Water at Beta	—	03/29/2021	WS	UF	INIT	REG	VOC	SW-846:8260D	Carbon Tetrachloride	56-23-5	N	0.333	—	—	0.333	µg/L	Y	U	U	N3B-2021-1159	CAWA-21-219608	GELC
Between E252 and Water at Beta	—	07/15/2020	WS	UF	INIT	REG	VOC	SW-846:8260B	Carbon Tetrachloride	56-23-5	N	0.3	—	—	0.3	µg/L	Y	U	U	N3B-2020-1273	CAWA-20-205274	GELC
Between E252 and Water at Beta	—	07/15/2020	WS	UF	INIT	REG	RAD	EPA:901.1	Cesium-137	Cs-137	N	-0.465	1.3	4.67	—	pCi/L	Y	U	U	N3B-2020-1275	CAWA-20-199055	GELC
Between E252 and Water at Beta	—	03/29/2021	WS	F	INIT	REG	General Chemistry	EPA:300.0	Chloride	Cl(-1)	Y	13.4	—	—	0.134	mg/L	Y	—	NQ	N3B-2021-1159	CAWA-21-218381	GELC
Between E252 and Water at Beta	—	07/15/2020	WS	F	INIT	REG	General Chemistry	EPA:300.0	Chloride	Cl(-1)	Y	12.5	—	—	0.134	mg/L	Y	—	J+	N3B-2020-1275	CAWA-20-199056	GELC
Between E252 and Water at Beta	—	03/29/2021	WS	UF	INIT	REG	VOC	SW-846:8260D	Chloro-1,3-butadiene[2-]	126-99-8	N	0.333	—	—	0.333	µg/L	Y	U	U	N3B-2021-1159	CAWA-21-219608	GELC
Between E252 and Water at Beta	—	07/15/2020	WS	UF	INIT	REG	VOC	SW-846:8260B	Chloro-1,3-butadiene[2-]	126-99-8	N	0.3	—	—	0.3	µg/L	Y	U	U	N3B-2020-1273	CAWA-20-205274	GELC
Between E252 and Water at Beta	—	03/29/2021	WS	UF	INIT	REG	VOC	SW-846:8260D	Chloro-1-propene[3-]	107-05-1	N	1.67	—	—	1.67	µg/L	Y	U	U	N3B-2021-1159	CAWA-21-219608	GELC

Table C-1 Analytical Results from the Periodic Monitoring Events Reported in the Periodic Monitoring Report

Location ID	Screen Depth	Sample Date	Sample Type	Field Preparation Code	Analysis Type Code	Sample Purpose	Method Category	Lab Method	Parameter Name	Parameter Code	Detected	Report Result	Lab Uncertainty	Report MDA	Report MDL	Report Unit	Best Value	Lab Qualifier	Validation Qualifier	COC #	Field Sample ID	Lab ID
Between E252 and Water at Beta	—	07/15/2020	WS	UF	INIT	REG	VOC	SW-846:8260B	Chloro-1-propene[3-]	107-05-1	N	1.5	—	—	1.5	µg/L	Y	U	U	N3B-2020-1273	CAWA-20-205274	GELC
Between E252 and Water at Beta	—	07/15/2020	WS	UF	INIT	REG	SVOC	SW-846:8270D	Chloro-3-methylphenol[4-]	59-50-7	N	3.16	—	—	3.16	µg/L	Y	U	U	N3B-2020-1273	CAWA-20-205274	GELC
Between E252 and Water at Beta	—	07/15/2020	WS	UF	INIT	REG	SVOC	SW-846:8270D	Chloroaniline[4-]	106-47-8	N	3.47	—	—	3.47	µg/L	Y	U	U	N3B-2020-1273	CAWA-20-205274	GELC
Between E252 and Water at Beta	—	03/29/2021	WS	UF	INIT	REG	VOC	SW-846:8260D	Chlorobenzene	108-90-7	N	0.333	—	—	0.333	µg/L	Y	U	U	N3B-2021-1159	CAWA-21-219608	GELC
Between E252 and Water at Beta	—	07/15/2020	WS	UF	INIT	REG	VOC	SW-846:8260B	Chlorobenzene	108-90-7	N	0.3	—	—	0.3	µg/L	Y	U	U	N3B-2020-1273	CAWA-20-205274	GELC
Between E252 and Water at Beta	—	03/29/2021	WS	UF	INIT	REG	VOC	SW-846:8260D	Chlorodibromomethane	124-48-1	N	0.333	—	—	0.333	µg/L	Y	U	U	N3B-2021-1159	CAWA-21-219608	GELC
Between E252 and Water at Beta	—	07/15/2020	WS	UF	INIT	REG	VOC	SW-846:8260B	Chlorodibromomethane	124-48-1	N	0.3	—	—	0.3	µg/L	Y	U	U	N3B-2020-1273	CAWA-20-205274	GELC
Between E252 and Water at Beta	—	03/29/2021	WS	UF	INIT	REG	VOC	SW-846:8260D	Chloroethane	75-00-3	N	0.333	—	—	0.333	µg/L	Y	U	U	N3B-2021-1159	CAWA-21-219608	GELC
Between E252 and Water at Beta	—	07/15/2020	WS	UF	INIT	REG	VOC	SW-846:8260B	Chloroethane	75-00-3	N	0.3	—	—	0.3	µg/L	Y	U	U	N3B-2020-1273	CAWA-20-205274	GELC
Between E252 and Water at Beta	—	03/29/2021	WS	UF	INIT	REG	VOC	SW-846:8260D	Chloroform	67-66-3	N	0.333	—	—	0.333	µg/L	Y	U	U	N3B-2021-1159	CAWA-21-219608	GELC
Between E252 and Water at Beta	—	07/15/2020	WS	UF	INIT	REG	VOC	SW-846:8260B	Chloroform	67-66-3	N	0.3	—	—	0.3	µg/L	Y	U	U	N3B-2020-1273	CAWA-20-205274	GELC
Between E252 and Water at Beta	—	03/29/2021	WS	UF	INIT	REG	VOC	SW-846:8260D	Chloromethane	74-87-3	N	0.333	—	—	0.333	µg/L	Y	U	U	N3B-2021-1159	CAWA-21-219608	GELC
Between E252 and Water at Beta	—	07/15/2020	WS	UF	INIT	REG	VOC	SW-846:8260B	Chloromethane	74-87-3	N	0.3	—	—	0.3	µg/L	Y	U	U	N3B-2020-1273	CAWA-20-205274	GELC
Between E252 and Water at Beta	—	07/15/2020	WS	UF	INIT	REG	SVOC	SW-846:8270D	Chloronaphthalene[2-]	91-58-7	N	0.432	—	—	0.432	µg/L	Y	U	U	N3B-2020-1273	CAWA-20-205274	GELC
Between E252 and Water at Beta	—	07/15/2020	WS	UF	INIT	REG	SVOC	SW-846:8270D	Chlorophenol[2-]	95-57-8	N	3.16	—	—	3.16	µg/L	Y	U	U	N3B-2020-1273	CAWA-20-205274	GELC
Between E252 and Water at Beta	—	07/15/2020	WS	UF	INIT	REG	SVOC	SW-846:8270D	Chlorophenyl-phenyl[4-] Ether	7005-72-3	N	3.16	—	—	3.16	µg/L	Y	U	U	N3B-2020-1273	CAWA-20-205274	GELC
Between E252 and Water at Beta	—	03/29/2021	WS	UF	INIT	REG	VOC	SW-846:8260D	Chlorotoluene[2-]	95-49-8	N	0.333	—	—	0.333	µg/L	Y	U	U	N3B-2021-1159	CAWA-21-219608	GELC
Between E252 and Water at Beta	—	07/15/2020	WS	UF	INIT	REG	VOC	SW-846:8260B	Chlorotoluene[2-]	95-49-8	N	0.3	—	—	0.3	µg/L	Y	U	U	N3B-2020-1273	CAWA-20-205274	GELC
Between E252 and Water at Beta	—	03/29/2021	WS	UF	INIT	REG	VOC	SW-846:8260D	Chlorotoluene[4-]	106-43-4	N	0.333	—	—	0.333	µg/L	Y	U	U	N3B-2021-1159	CAWA-21-219608	GELC
Between E252 and Water at Beta	—	07/15/2020	WS	UF	INIT	REG	VOC	SW-846:8260B	Chlorotoluene[4-]	106-43-4	N	0.3	—	—	0.3	µg/L	Y	U	U	N3B-2020-1273	CAWA-20-205274	GELC
Between E252 and Water at Beta	—	03/29/2021	WS	F	INIT	REG	Inorganic	SW-846:6020B	Chromium	Cr	N	3	—	—	3	µg/L	Y	U	U	N3B-2021-1159	CAWA-21-218381	GELC
Between E252 and Water at Beta	—	03/29/2021	WS	UF	INIT	REG	Inorganic	SW-846:6020B	Chromium	Cr	N	3	—	—	3	µg/L	Y	U	U	N3B-2021-1159	CAWA-21-219608	GELC
Between E252 and Water at Beta	—	07/15/2020	WS	F	INIT	REG	Inorganic	SW-846:6020B	Chromium	Cr	N	3	—	—	3	µg/L	Y	U	U	N3B-2020-1273	CAWA-20-205273	GELC
Between E252 and Water at Beta	—	07/15/2020	WS	UF	INIT	REG	Inorganic	SW-846:6020B	Chromium	Cr	N	3	—	—	3	µg/L	Y	U	U	N3B-2020-1273	CAWA-20-205274	GELC
Between E252 and Water at Beta	—	07/15/2020	WS	UF	INIT	REG	SVOC	SW-846:8270D	Chrysene	218-01-9	N	0.316	—	—	0.316	µg/L	Y	U	U	N3B-2020-1273	CAWA-20-205274	GELC
Between E252 and Water at Beta	—	03/29/2021	WS	F	INIT	REG	Inorganic	SW-846:6010C	Cobalt	Co	N	1	—	—	1	µg/L	Y	U	U	N3B-2021-1159	CAWA-21-218381	GELC
Between E252 and Water at Beta	—	03/29/2021	WS	UF	INIT	REG	Inorganic	SW-846:6010C	Cobalt	Co	N	1	—	—	1	µg/L	Y	U	U	N3B-2021-1159	CAWA-21-219608	GELC
Between E252 and Water at Beta	—	07/15/2020	WS	F	INIT	REG	Inorganic	SW-846:6010C	Cobalt	Co	N	1	—	—	1	µg/L	Y	U	U	N3B-2020-1273	CAWA-20-205273	GELC
Between E252 and Water at Beta	—	07/15/2020	WS	UF	INIT	REG	Inorganic	SW-846:6010C	Cobalt	Co	N	1	—	—	1	µg/L	Y	U	U	N3B-2020-1273	CAWA-20-205274	GELC
Between E252 and Water at Beta	—	07/15/2020	WS	UF	INIT	REG	RAD	EPA:901.1	Cobalt-60	Co-60	N	0.588	0.991	4.48	—	pCi/L	Y	U	U	N3B-2020-1275	CAWA-20-199055	GELC
Between E252 and Water at Beta	—	03/29/2021	WS	F	INIT	REG	Inorganic	SW-846:6010C	Copper	Cu	N	3	—	—	3	µg/L	Y	U	U	N3B-2021-1159	CAWA-21-218381	GELC

Table C-1 Analytical Results from the Periodic Monitoring Events Reported in the Periodic Monitoring Report

Location ID	Screen Depth	Sample Date	Sample Type	Field Preparation Code	Analysis Type Code	Sample Purpose	Method Category	Lab Method	Parameter Name	Parameter Code	Detected	Report Result	Lab Uncertainty	Report MDA	Report MDL	Report Unit	Best Value	Lab Qualifier	Validation Qualifier	COC #	Field Sample ID	Lab ID
Between E252 and Water at Beta	—	03/29/2021	WS	UF	INIT	REG	Inorganic	SW-846:6010C	Copper	Cu	N	3	—	—	3	µg/L	Y	U	U	N3B-2021-1159	CAWA-21-219608	GELC
Between E252 and Water at Beta	—	07/15/2020	WS	F	INIT	REG	Inorganic	SW-846:6010C	Copper	Cu	N	3	—	—	3	µg/L	Y	U	U	N3B-2020-1273	CAWA-20-205273	GELC
Between E252 and Water at Beta	—	07/15/2020	WS	UF	INIT	REG	Inorganic	SW-846:6010C	Copper	Cu	N	3	—	—	3	µg/L	Y	U	U	N3B-2020-1273	CAWA-20-205274	GELC
Between E252 and Water at Beta	—	03/29/2021	WS	UF	INIT	REG	Inorganic	EPA:335.4	Cyanide (Total)	CN(TOTAL)	N	0.00167	—	—	0.00167	mg/L	Y	U	UJ	N3B-2021-1159	CAWA-21-219608	GELC
Between E252 and Water at Beta	—	07/15/2020	WS	UF	INIT	REG	Inorganic	EPA:335.4	Cyanide (Total)	CN(TOTAL)	N	0.00167	—	—	0.00167	mg/L	Y	U	U	N3B-2020-1275	CAWA-20-199055	GELC
Between E252 and Water at Beta	—	07/15/2020	WS	UF	INIT	REG	SVOC	SW-846:8270D	Di-n-butylphthalate	84-74-2	N	0.316	—	—	0.316	µg/L	Y	U	U	N3B-2020-1273	CAWA-20-205274	GELC
Between E252 and Water at Beta	—	07/15/2020	WS	UF	INIT	REG	SVOC	SW-846:8270D	Di-n-octylphthalate	117-84-0	N	0.316	—	—	0.316	µg/L	Y	U	U	N3B-2020-1273	CAWA-20-205274	GELC
Between E252 and Water at Beta	—	07/15/2020	WS	UF	INIT	REG	SVOC	SW-846:8270D	Dibenz(a,h)anthracene	53-70-3	N	0.316	—	—	0.316	µg/L	Y	U	U	N3B-2020-1273	CAWA-20-205274	GELC
Between E252 and Water at Beta	—	07/15/2020	WS	UF	INIT	REG	SVOC	SW-846:8270D	Dibenzofuran	132-64-9	N	3.16	—	—	3.16	µg/L	Y	U	U	N3B-2020-1273	CAWA-20-205274	GELC
Between E252 and Water at Beta	—	03/29/2021	WS	UF	INIT	REG	VOC	SW-846:8260D	Dibromo-3-Chloropropane[1,2-]	96-12-8	N	0.333	—	—	0.333	µg/L	Y	U	U	N3B-2021-1159	CAWA-21-219608	GELC
Between E252 and Water at Beta	—	07/15/2020	WS	UF	INIT	REG	VOC	SW-846:8260B	Dibromo-3-Chloropropane[1,2-]	96-12-8	N	0.5	—	—	0.5	µg/L	Y	U	U	N3B-2020-1273	CAWA-20-205274	GELC
Between E252 and Water at Beta	—	03/29/2021	WS	UF	INIT	REG	VOC	SW-846:8260D	Dibromoethane[1,2-]	106-93-4	N	0.333	—	—	0.333	µg/L	Y	U	U	N3B-2021-1159	CAWA-21-219608	GELC
Between E252 and Water at Beta	—	07/15/2020	WS	UF	INIT	REG	VOC	SW-846:8260B	Dibromoethane[1,2-]	106-93-4	N	0.3	—	—	0.3	µg/L	Y	U	U	N3B-2020-1273	CAWA-20-205274	GELC
Between E252 and Water at Beta	—	03/29/2021	WS	UF	INIT	REG	VOC	SW-846:8260D	Dibromomethane	74-95-3	N	0.333	—	—	0.333	µg/L	Y	U	U	N3B-2021-1159	CAWA-21-219608	GELC
Between E252 and Water at Beta	—	07/15/2020	WS	UF	INIT	REG	VOC	SW-846:8260B	Dibromomethane	74-95-3	N	0.3	—	—	0.3	µg/L	Y	U	U	N3B-2020-1273	CAWA-20-205274	GELC
Between E252 and Water at Beta	—	03/29/2021	WS	UF	INIT	REG	VOC	SW-846:8260D	Dichlorobenzene[1,2-]	95-50-1	N	0.333	—	—	0.333	µg/L	Y	U	U	N3B-2021-1159	CAWA-21-219608	GELC
Between E252 and Water at Beta	—	07/15/2020	WS	UF	INIT	REG	VOC	SW-846:8260B	Dichlorobenzene[1,2-]	95-50-1	N	0.3	—	—	0.3	µg/L	Y	U	U	N3B-2020-1273	CAWA-20-205274	GELC
Between E252 and Water at Beta	—	07/15/2020	WS	UF	INIT	REG	SVOC	SW-846:8270D	Dichlorobenzene[1,2-]	95-50-1	N	3.16	—	—	3.16	µg/L	Y	U	U	N3B-2020-1273	CAWA-20-205274	GELC
Between E252 and Water at Beta	—	03/29/2021	WS	UF	INIT	REG	VOC	SW-846:8260D	Dichlorobenzene[1,3-]	541-73-1	N	0.333	—	—	0.333	µg/L	Y	U	U	N3B-2021-1159	CAWA-21-219608	GELC
Between E252 and Water at Beta	—	07/15/2020	WS	UF	INIT	REG	VOC	SW-846:8260B	Dichlorobenzene[1,3-]	541-73-1	N	0.3	—	—	0.3	µg/L	Y	U	U	N3B-2020-1273	CAWA-20-205274	GELC
Between E252 and Water at Beta	—	07/15/2020	WS	UF	INIT	REG	SVOC	SW-846:8270D	Dichlorobenzene[1,3-]	541-73-1	N	3.16	—	—	3.16	µg/L	Y	U	U	N3B-2020-1273	CAWA-20-205274	GELC
Between E252 and Water at Beta	—	03/29/2021	WS	UF	INIT	REG	VOC	SW-846:8260D	Dichlorobenzene[1,4-]	106-46-7	N	0.333	—	—	0.333	µg/L	Y	U	U	N3B-2021-1159	CAWA-21-219608	GELC
Between E252 and Water at Beta	—	07/15/2020	WS	UF	INIT	REG	VOC	SW-846:8260B	Dichlorobenzene[1,4-]	106-46-7	N	0.3	—	—	0.3	µg/L	Y	U	U	N3B-2020-1273	CAWA-20-205274	GELC
Between E252 and Water at Beta	—	07/15/2020	WS	UF	INIT	REG	SVOC	SW-846:8270D	Dichlorobenzene[1,4-]	106-46-7	N	3.16	—	—	3.16	µg/L	Y	U	U	N3B-2020-1273	CAWA-20-205274	GELC
Between E252 and Water at Beta	—	07/15/2020	WS	UF	INIT	REG	SVOC	SW-846:8270D	Dichlorobenzidine[3,3'-]	91-94-1	N	3.16	—	—	3.16	µg/L	Y	U	U	N3B-2020-1273	CAWA-20-205274	GELC
Between E252 and Water at Beta	—	03/29/2021	WS	UF	INIT	REG	VOC	SW-846:8260D	Dichlorodifluoromethane	75-71-8	N	0.355	—	—	0.355	µg/L	Y	U	U	N3B-2021-1159	CAWA-21-219608	GELC
Between E252 and Water at Beta	—	07/15/2020	WS	UF	INIT	REG	VOC	SW-846:8260B	Dichlorodifluoromethane	75-71-8	N	0.3	—	—	0.3	µg/L	Y	U	U	N3B-2020-1273	CAWA-20-205274	GELC
Between E252 and Water at Beta	—	03/29/2021	WS	UF	INIT	REG	VOC	SW-846:8260D	Dichloroethane[1,1-]	75-34-3	N	0.333	—	—	0.333	µg/L	Y	U	U	N3B-2021-1159	CAWA-21-219608	GELC
Between E252 and Water at Beta	—	07/15/2020	WS	UF	INIT	REG	VOC	SW-846:8260B	Dichloroethane[1,1-]	75-34-3	N	0.3	—	—	0.3	µg/L	Y	U	U	N3B-2020-1273	CAWA-20-205274	GELC
Between E252 and Water at Beta	—	03/29/2021	WS	UF	INIT	REG	VOC	SW-846:8260D	Dichloroethane[1,2-]	107-06-2	N	0.333	—	—	0.333	µg/L	Y	U	U	N3B-2021-1159	CAWA-21-219608	GELC
Between E252 and Water at Beta	—	07/15/2020	WS	UF	INIT	REG	VOC	SW-846:8260B	Dichloroethane[1,2-]	107-06-2	N	0.3	—	—	0.3	µg/L	Y	U	U	N3B-2020-1273	CAWA-20-205274	GELC

Table C-1 Analytical Results from the Periodic Monitoring Events Reported in the Periodic Monitoring Report

Location ID	Screen Depth	Sample Date	Sample Type	Field Preparation Code	Analysis Type Code	Sample Purpose	Method Category	Lab Method	Parameter Name	Parameter Code	Detected	Report Result	Lab Uncertainty	Report MDA	Report MDL	Report Unit	Best Value	Lab Qualifier	Validation Qualifier	COC #	Field Sample ID	Lab ID
Between E252 and Water at Beta	—	03/29/2021	WS	UF	INIT	REG	VOC	SW-846:8260D	Dichloroethene[1,1-]	75-35-4	N	0.333	—	—	0.333	µg/L	Y	U	U	N3B-2021-1159	CAWA-21-219608	GELC
Between E252 and Water at Beta	—	07/15/2020	WS	UF	INIT	REG	VOC	SW-846:8260B	Dichloroethene[1,1-]	75-35-4	N	0.3	—	—	0.3	µg/L	Y	U	U	N3B-2020-1273	CAWA-20-205274	GELC
Between E252 and Water at Beta	—	03/29/2021	WS	UF	INIT	REG	VOC	SW-846:8260D	Dichloroethene[cis-1,2-]	156-59-2	N	0.333	—	—	0.333	µg/L	Y	U	U	N3B-2021-1159	CAWA-21-219608	GELC
Between E252 and Water at Beta	—	07/15/2020	WS	UF	INIT	REG	VOC	SW-846:8260B	Dichloroethene[cis-1,2-]	156-59-2	N	0.3	—	—	0.3	µg/L	Y	U	U	N3B-2020-1273	CAWA-20-205274	GELC
Between E252 and Water at Beta	—	03/29/2021	WS	UF	INIT	REG	VOC	SW-846:8260D	Dichloroethene[cis/trans-1,2-]	540-59-0	N	0.667	—	—	0.667	µg/L	Y	U	U	N3B-2021-1159	CAWA-21-219608	GELC
Between E252 and Water at Beta	—	03/29/2021	WS	UF	INIT	REG	VOC	SW-846:8260D	Dichloroethene[trans-1,2-]	156-60-5	N	0.333	—	—	0.333	µg/L	Y	U	U	N3B-2021-1159	CAWA-21-219608	GELC
Between E252 and Water at Beta	—	07/15/2020	WS	UF	INIT	REG	VOC	SW-846:8260B	Dichloroethene[trans-1,2-]	156-60-5	N	0.3	—	—	0.3	µg/L	Y	U	U	N3B-2020-1273	CAWA-20-205274	GELC
Between E252 and Water at Beta	—	07/15/2020	WS	UF	INIT	REG	SVOC	SW-846:8270D	Dichlorophenol[2,4-]	120-83-2	N	3.16	—	—	3.16	µg/L	Y	U	U	N3B-2020-1273	CAWA-20-205274	GELC
Between E252 and Water at Beta	—	03/29/2021	WS	UF	INIT	REG	VOC	SW-846:8260D	Dichloropropane[1,2-]	78-87-5	N	0.333	—	—	0.333	µg/L	Y	U	U	N3B-2021-1159	CAWA-21-219608	GELC
Between E252 and Water at Beta	—	07/15/2020	WS	UF	INIT	REG	VOC	SW-846:8260B	Dichloropropane[1,2-]	78-87-5	N	0.3	—	—	0.3	µg/L	Y	U	U	N3B-2020-1273	CAWA-20-205274	GELC
Between E252 and Water at Beta	—	03/29/2021	WS	UF	INIT	REG	VOC	SW-846:8260D	Dichloropropane[1,3-]	142-28-9	N	0.333	—	—	0.333	µg/L	Y	U	U	N3B-2021-1159	CAWA-21-219608	GELC
Between E252 and Water at Beta	—	07/15/2020	WS	UF	INIT	REG	VOC	SW-846:8260B	Dichloropropane[1,3-]	142-28-9	N	0.3	—	—	0.3	µg/L	Y	U	U	N3B-2020-1273	CAWA-20-205274	GELC
Between E252 and Water at Beta	—	03/29/2021	WS	UF	INIT	REG	VOC	SW-846:8260D	Dichloropropane[2,2-]	594-20-7	N	0.333	—	—	0.333	µg/L	Y	U	U	N3B-2021-1159	CAWA-21-219608	GELC
Between E252 and Water at Beta	—	07/15/2020	WS	UF	INIT	REG	VOC	SW-846:8260B	Dichloropropane[2,2-]	594-20-7	N	0.3	—	—	0.3	µg/L	Y	U	U	N3B-2020-1273	CAWA-20-205274	GELC
Between E252 and Water at Beta	—	03/29/2021	WS	UF	INIT	REG	VOC	SW-846:8260D	Dichloropropene[1,1-]	563-58-6	N	0.333	—	—	0.333	µg/L	Y	U	U	N3B-2021-1159	CAWA-21-219608	GELC
Between E252 and Water at Beta	—	07/15/2020	WS	UF	INIT	REG	VOC	SW-846:8260B	Dichloropropene[1,1-]	563-58-6	N	0.3	—	—	0.3	µg/L	Y	U	U	N3B-2020-1273	CAWA-20-205274	GELC
Between E252 and Water at Beta	—	03/29/2021	WS	UF	INIT	REG	VOC	SW-846:8260D	Dichloropropene[cis-1,3-]	10061-01-5	N	0.333	—	—	0.333	µg/L	Y	U	U	N3B-2021-1159	CAWA-21-219608	GELC
Between E252 and Water at Beta	—	07/15/2020	WS	UF	INIT	REG	VOC	SW-846:8260B	Dichloropropene[cis-1,3-]	10061-01-5	N	0.3	—	—	0.3	µg/L	Y	U	U	N3B-2020-1273	CAWA-20-205274	GELC
Between E252 and Water at Beta	—	03/29/2021	WS	UF	INIT	REG	VOC	SW-846:8260D	Dichloropropene[trans-1,3-]	10061-02-6	N	0.333	—	—	0.333	µg/L	Y	U	U	N3B-2021-1159	CAWA-21-219608	GELC
Between E252 and Water at Beta	—	07/15/2020	WS	UF	INIT	REG	VOC	SW-846:8260B	Dichloropropene[trans-1,3-]	10061-02-6	N	0.3	—	—	0.3	µg/L	Y	U	U	N3B-2020-1273	CAWA-20-205274	GELC
Between E252 and Water at Beta	—	03/29/2021	WS	UF	INIT	REG	VOC	SW-846:8260D	Diethyl Ether	60-29-7	N	0.333	—	—	0.333	µg/L	Y	U	U	N3B-2021-1159	CAWA-21-219608	GELC
Between E252 and Water at Beta	—	07/15/2020	WS	UF	INIT	REG	VOC	SW-846:8260B	Diethyl Ether	60-29-7	N	0.3	—	—	0.3	µg/L	Y	U	U	N3B-2020-1273	CAWA-20-205274	GELC
Between E252 and Water at Beta	—	07/15/2020	WS	UF	INIT	REG	SVOC	SW-846:8270D	Diethylphthalate	84-66-2	N	0.316	—	—	0.316	µg/L	Y	U	U	N3B-2020-1273	CAWA-20-205274	GELC
Between E252 and Water at Beta	—	07/15/2020	WS	UF	INIT	REG	SVOC	SW-846:8270D	Dimethyl Phthalate	131-11-3	N	0.316	—	—	0.316	µg/L	Y	U	U	N3B-2020-1273	CAWA-20-205274	GELC
Between E252 and Water at Beta	—	07/15/2020	WS	UF	INIT	REG	SVOC	SW-846:8270D	Dimethylphenol[2,4-]	105-67-9	N	3.16	—	—	3.16	µg/L	Y	U	U	N3B-2020-1273	CAWA-20-205274	GELC
Between E252 and Water at Beta	—	07/15/2020	WS	UF	INIT	REG	SVOC	SW-846:8270D	Dinitro-2-methylphenol[4,6-]	534-52-1	N	3.16	—	—	3.16	µg/L	Y	U	U	N3B-2020-1273	CAWA-20-205274	GELC
Between E252 and Water at Beta	—	03/29/2021	WS	UF	RE	REG	LCMS/MS High Explosives	SW-846:8330B	Dinitrobenzene[1,3-]	99-65-0	N	0.4	—	—	0.4	µg/L	N	U	R	N3B-2021-1159	CAWA-21-219608	GELC
Between E252 and Water at Beta	—	03/29/2021	WS	UF	INIT	REG	LCMS/MS High Explosives	SW-846:8330B	Dinitrobenzene[1,3-]	99-65-0	N	0.08	—	—	0.08	µg/L	Y	U	UJ	N3B-2021-1159	CAWA-21-219608	GELC
Between E252 and Water at Beta	—	07/15/2020	WS	UF	INIT	REG	LCMS/MS High Explosives	SW-846:8330B	Dinitrobenzene[1,3-]	99-65-0	N	0.0829	—	—	0.0829	µg/L	Y	U	U	N3B-2020-1273	CAWA-20-205274	GELC
Between E252 and Water at Beta	—	07/15/2020	WS	UF	INIT	REG	SVOC	SW-846:8270D	Dinitrophenol[2,4-]	51-28-5	N	5.26	—	—	5.26	µg/L	Y	U	U	N3B-2020-1273	CAWA-20-205274	GELC
Between E252 and Water at Beta	—	03/29/2021	WS	UF	RE	REG	LCMS/MS High Explosives	SW-846:8330B	Dinitrotoluene[2,4-]	121-14-2	N	0.4	—	—	0.4	µg/L	N	U	R	N3B-2021-1159	CAWA-21-219608	GELC

Table C-1 Analytical Results from the Periodic Monitoring Events Reported in the Periodic Monitoring Report

Location ID	Screen Depth	Sample Date	Sample Type	Field Preparation Code	Analysis Type Code	Sample Purpose	Method Category	Lab Method	Parameter Name	Parameter Code	Detected	Report Result	Lab Uncertainty	Report MDA	Report MDL	Report Unit	Best Value	Lab Qualifier	Validation Qualifier	COC #	Field Sample ID	Lab ID
Between E252 and Water at Beta	—	03/29/2021	WS	UF	INIT	REG	LCMS/MS High Explosives	SW-846:8330B	Dinitrotoluene[2,4-]	121-14-2	N	0.08	—	—	0.08	µg/L	Y	U	UJ	N3B-2021-1159	CAWA-21-219608	GELC
Between E252 and Water at Beta	—	07/15/2020	WS	UF	INIT	REG	SVOC	SW-846:8270D	Dinitrotoluene[2,4-]	121-14-2	N	3.16	—	—	3.16	µg/L	Y	U	U	N3B-2020-1273	CAWA-20-205274	GELC
Between E252 and Water at Beta	—	07/15/2020	WS	UF	INIT	REG	LCMS/MS High Explosives	SW-846:8330B	Dinitrotoluene[2,4-]	121-14-2	N	0.0829	—	—	0.0829	µg/L	Y	U	U	N3B-2020-1273	CAWA-20-205274	GELC
Between E252 and Water at Beta	—	03/29/2021	WS	UF	RE	REG	LCMS/MS High Explosives	SW-846:8330B	Dinitrotoluene[2,6-]	606-20-2	N	0.4	—	—	0.4	µg/L	N	U	R	N3B-2021-1159	CAWA-21-219608	GELC
Between E252 and Water at Beta	—	03/29/2021	WS	UF	INIT	REG	LCMS/MS High Explosives	SW-846:8330B	Dinitrotoluene[2,6-]	606-20-2	N	0.08	—	—	0.08	µg/L	Y	U	UJ	N3B-2021-1159	CAWA-21-219608	GELC
Between E252 and Water at Beta	—	07/15/2020	WS	UF	INIT	REG	SVOC	SW-846:8270D	Dinitrotoluene[2,6-]	606-20-2	N	3.16	—	—	3.16	µg/L	Y	U	U	N3B-2020-1273	CAWA-20-205274	GELC
Between E252 and Water at Beta	—	07/15/2020	WS	UF	INIT	REG	LCMS/MS High Explosives	SW-846:8330B	Dinitrotoluene[2,6-]	606-20-2	N	0.0829	—	—	0.0829	µg/L	Y	U	U	N3B-2020-1273	CAWA-20-205274	GELC
Between E252 and Water at Beta	—	07/15/2020	WS	UF	INIT	REG	SVOC	SW-846:8270D	Dinoseb	88-85-7	N	3.16	—	—	3.16	µg/L	Y	U	U	N3B-2020-1273	CAWA-20-205274	GELC
Between E252 and Water at Beta	—	03/29/2021	WS	UF	INIT	REG	VOC	SW-846:8260D	Dioxane[1,4-]	123-91-1	N	16.7	—	—	16.7	µg/L	Y	U	U	N3B-2021-1159	CAWA-21-219608	GELC
Between E252 and Water at Beta	—	07/15/2020	WS	UF	INIT	REG	SVOC	SW-846:8270D	Dioxane[1,4-]	123-91-1	N	3.16	—	—	3.16	µg/L	Y	U	U	N3B-2020-1273	CAWA-20-205274	GELC
Between E252 and Water at Beta	—	07/15/2020	WS	UF	INIT	REG	SVOC	SW-846:8270E_SIM	Dioxane[1,4-]	123-91-1	N	0.1	—	—	0.1	µg/L	Y	U	U	N3B-2020-1275	CAWA-20-199055	GELC
Between E252 and Water at Beta	—	07/15/2020	WS	UF	INIT	REG	SVOC	SW-846:8270D	Diphenylamine	122-39-4	N	3.16	—	—	3.16	µg/L	Y	U	U	N3B-2020-1273	CAWA-20-205274	GELC
Between E252 and Water at Beta	—	07/15/2020	WS	UF	INIT	REG	SVOC	SW-846:8270D	Diphenylhydrazine[1,2-]	122-66-7	N	3.16	—	—	3.16	µg/L	Y	U	U	N3B-2020-1273	CAWA-20-205274	GELC
Between E252 and Water at Beta	—	03/29/2021	WS	UF	RE	REG	LCMS/MS High Explosives	SW-846:8330B	DNX	DNX	N	0.4	—	—	0.4	µg/L	N	U	R	N3B-2021-1159	CAWA-21-219608	GELC
Between E252 and Water at Beta	—	03/29/2021	WS	UF	INIT	REG	LCMS/MS High Explosives	SW-846:8330B	DNX	DNX	N	0.08	—	—	0.08	µg/L	Y	U	UJ	N3B-2021-1159	CAWA-21-219608	GELC
Between E252 and Water at Beta	—	07/15/2020	WS	UF	INIT	REG	LCMS/MS High Explosives	SW-846:8330B	DNX	DNX	N	0.0829	—	—	0.0829	µg/L	Y	U	U	N3B-2020-1273	CAWA-20-205274	GELC
Between E252 and Water at Beta	—	03/29/2021	WS	UF	INIT	REG	VOC	SW-846:8260D	Ethyl Methacrylate	97-63-2	N	1.67	—	—	1.67	µg/L	Y	U	U	N3B-2021-1159	CAWA-21-219608	GELC
Between E252 and Water at Beta	—	07/15/2020	WS	UF	INIT	REG	VOC	SW-846:8260B	Ethyl Methacrylate	97-63-2	N	1.5	—	—	1.5	µg/L	Y	U	U	N3B-2020-1273	CAWA-20-205274	GELC
Between E252 and Water at Beta	—	03/29/2021	WS	UF	INIT	REG	VOC	SW-846:8260D	Ethylbenzene	100-41-4	N	0.333	—	—	0.333	µg/L	Y	U	U	N3B-2021-1159	CAWA-21-219608	GELC
Between E252 and Water at Beta	—	07/15/2020	WS	UF	INIT	REG	VOC	SW-846:8260B	Ethylbenzene	100-41-4	N	0.3	—	—	0.3	µg/L	Y	U	U	N3B-2020-1273	CAWA-20-205274	GELC
Between E252 and Water at Beta	—	07/15/2020	WS	UF	INIT	REG	SVOC	SW-846:8270D	Fluoranthene	206-44-0	N	0.316	—	—	0.316	µg/L	Y	U	U	N3B-2020-1273	CAWA-20-205274	GELC
Between E252 and Water at Beta	—	07/15/2020	WS	UF	INIT	REG	SVOC	SW-846:8270D	Fluorene	86-73-7	N	0.316	—	—	0.316	µg/L	Y	U	U	N3B-2020-1273	CAWA-20-205274	GELC
Between E252 and Water at Beta	—	03/29/2021	WS	F	INIT	REG	General Chemistry	EPA:300.0	Fluoride	F(-1)	Y	0.112	—	—	0.033	mg/L	Y	—	NQ	N3B-2021-1159	CAWA-21-218381	GELC
Between E252 and Water at Beta	—	07/15/2020	WS	F	INIT	REG	General Chemistry	EPA:300.0	Fluoride	F(-1)	Y	0.13	—	—	0.033	mg/L	Y	—	NQ	N3B-2020-1275	CAWA-20-199056	GELC
Between E252 and Water at Beta	—	07/15/2020	WS	UF	INIT	REG	RAD	EPA:900	Gross alpha	GROSSA	N	0.521	0.663	2.68	—	pCi/L	Y	U	U	N3B-2020-1275	CAWA-20-199055	GELC
Between E252 and Water at Beta	—	07/15/2020	WS	UF	INIT	REG	RAD	EPA:900	Gross beta	GROSSB	Y	4.17	0.88	2.44	—	pCi/L	Y	—	NQ	N3B-2020-1275	CAWA-20-199055	GELC
Between E252 and Water at Beta	—	03/29/2021	WS	F	INIT	REG	Inorganic	SM:A2340B	Hardness	HARDNESS	Y	40.5	—	—	0.453	mg/L	Y	—	NQ	N3B-2021-1159	CAWA-21-218381	GELC
Between E252 and Water at Beta	—	03/29/2021	WS	UF	INIT	REG	Inorganic	SM:A2340B	Hardness	HARDNESS	Y	40.6	—	—	0.453	mg/L	Y	—	NQ	N3B-2021-1159	CAWA-21-219608	GELC
Between E252 and Water at Beta	—	07/15/2020	WS	F	INIT	REG	Inorganic	SM:A2340B	Hardness	HARDNESS	Y	59.6	—	—	0.453	mg/L	Y	—	NQ	N3B-2020-1273	CAWA-20-205273	GELC
Between E252 and Water at Beta	—	07/15/2020	WS	UF	INIT	REG	Inorganic	SM:A2340B	Hardness	HARDNESS	Y	57.3	—	—	0.453	mg/L	Y	—	NQ	N3B-2020-1273	CAWA-20-205274	GELC
Between E252 and Water at Beta	—	07/15/2020	WS	UF	INIT	REG	HRGC/HRMS	SW-846:8290A	Heptachlorodibenzodioxin[1,2,3,4,6,7,8-]	35822-46-9	N	0.00000519	—	—	0.0000186	µg/L	Y	U	U	N3B-2020-1276	CAWA-20-199055	CFA

Table C-1 Analytical Results from the Periodic Monitoring Events Reported in the Periodic Monitoring Report

Location ID	Screen Depth	Sample Date	Sample Type	Field Preparation Code	Analysis Type Code	Sample Purpose	Method Category	Lab Method	Parameter Name	Parameter Code	Detected	Report Result	Lab Uncertainty	Report MDA	Report MDL	Report Unit	Best Value	Lab Qualifier	Validation Qualifier	COC #	Field Sample ID	Lab ID
Between E252 and Water at Beta	—	07/15/2020	WS	UF	INIT	REG	HRGC/HRMS	SW-846:8290A	Heptachlorodibenzodioxins (Total)	37871-00-4	N	0	—	—	—	µg/L	Y	U	U	N3B-2020-1276	CAWA-20-199055	CFA
Between E252 and Water at Beta	—	07/15/2020	WS	UF	INIT	REG	HRGC/HRMS	SW-846:8290A	Heptachlorodibenzofuran[1,2,3,4,6,7,8-]	67562-39-4	N	0.0000115	—	—	0.0000136	µg/L	Y	BJ	U	N3B-2020-1276	CAWA-20-199055	CFA
Between E252 and Water at Beta	—	07/15/2020	WS	UF	INIT	REG	HRGC/HRMS	SW-846:8290A	Heptachlorodibenzofuran[1,2,3,4,7,8,9-]	55673-89-7	N	0.00000519	—	—	0.0000158	µg/L	Y	U	U	N3B-2020-1276	CAWA-20-199055	CFA
Between E252 and Water at Beta	—	07/15/2020	WS	UF	INIT	REG	HRGC/HRMS	SW-846:8290A	Heptachlorodibenzofurans (Total)	38998-75-3	Y	0.0000115	—	—	—	µg/L	Y	J	J	N3B-2020-1276	CAWA-20-199055	CFA
Between E252 and Water at Beta	—	07/15/2020	WS	UF	INIT	REG	SVOC	SW-846:8270D	Hexachlorobenzene	118-74-1	N	3.16	—	—	3.16	µg/L	Y	U	U	N3B-2020-1273	CAWA-20-205274	GELC
Between E252 and Water at Beta	—	03/29/2021	WS	UF	INIT	REG	VOC	SW-846:8260D	Hexachlorobutadiene	87-68-3	N	0.333	—	—	0.333	µg/L	Y	U	U	N3B-2021-1159	CAWA-21-219608	GELC
Between E252 and Water at Beta	—	07/15/2020	WS	UF	INIT	REG	VOC	SW-846:8260B	Hexachlorobutadiene	87-68-3	N	0.3	—	—	0.3	µg/L	Y	U	U	N3B-2020-1273	CAWA-20-205274	GELC
Between E252 and Water at Beta	—	07/15/2020	WS	UF	INIT	REG	SVOC	SW-846:8270D	Hexachlorobutadiene	87-68-3	N	3.16	—	—	3.16	µg/L	Y	U	U	N3B-2020-1273	CAWA-20-205274	GELC
Between E252 and Water at Beta	—	07/15/2020	WS	UF	INIT	REG	SVOC	SW-846:8270D	Hexachlorocyclopentadiene	77-47-4	N	3.16	—	—	3.16	µg/L	Y	U	U	N3B-2020-1273	CAWA-20-205274	GELC
Between E252 and Water at Beta	—	07/15/2020	WS	UF	INIT	REG	HRGC/HRMS	SW-846:8290A	Hexachlorodibenzodioxin[1,2,3,4,7,8-]	39227-28-6	N	0.00000519	—	—	0.0000224	µg/L	Y	U	U	N3B-2020-1276	CAWA-20-199055	CFA
Between E252 and Water at Beta	—	07/15/2020	WS	UF	INIT	REG	HRGC/HRMS	SW-846:8290A	Hexachlorodibenzodioxin[1,2,3,6,7,8-]	57653-85-7	N	0.00000519	—	—	0.0000178	µg/L	Y	U	U	N3B-2020-1276	CAWA-20-199055	CFA
Between E252 and Water at Beta	—	07/15/2020	WS	UF	INIT	REG	HRGC/HRMS	SW-846:8290A	Hexachlorodibenzodioxin[1,2,3,7,8,9-]	19408-74-3	N	0.00000519	—	—	0.0000205	µg/L	Y	U	U	N3B-2020-1276	CAWA-20-199055	CFA
Between E252 and Water at Beta	—	07/15/2020	WS	UF	INIT	REG	HRGC/HRMS	SW-846:8290A	Hexachlorodibenzodioxins (Total)	34465-46-8	N	0	—	—	—	µg/L	Y	U	U	N3B-2020-1276	CAWA-20-199055	CFA
Between E252 and Water at Beta	—	07/15/2020	WS	UF	INIT	REG	HRGC/HRMS	SW-846:8290A	Hexachlorodibenzofuran[1,2,3,4,7,8-]	70648-26-9	N	0.00000519	—	—	0.0000168	µg/L	Y	U	U	N3B-2020-1276	CAWA-20-199055	CFA
Between E252 and Water at Beta	—	07/15/2020	WS	UF	INIT	REG	HRGC/HRMS	SW-846:8290A	Hexachlorodibenzofuran[1,2,3,6,7,8-]	57117-44-9	N	0.00000519	—	—	0.0000155	µg/L	Y	U	U	N3B-2020-1276	CAWA-20-199055	CFA
Between E252 and Water at Beta	—	07/15/2020	WS	UF	INIT	REG	HRGC/HRMS	SW-846:8290A	Hexachlorodibenzofuran[1,2,3,7,8,9-]	72918-21-9	N	0.00000519	—	—	0.0000173	µg/L	Y	U	U	N3B-2020-1276	CAWA-20-199055	CFA
Between E252 and Water at Beta	—	07/15/2020	WS	UF	INIT	REG	HRGC/HRMS	SW-846:8290A	Hexachlorodibenzofuran[2,3,4,6,7,8-]	60851-34-5	N	0.00000519	—	—	0.0000149	µg/L	Y	U	U	N3B-2020-1276	CAWA-20-199055	CFA
Between E252 and Water at Beta	—	07/15/2020	WS	UF	INIT	REG	HRGC/HRMS	SW-846:8290A	Hexachlorodibenzofurans (Total)	55684-94-1	N	0	—	—	—	µg/L	Y	U	U	N3B-2020-1276	CAWA-20-199055	CFA
Between E252 and Water at Beta	—	07/15/2020	WS	UF	INIT	REG	SVOC	SW-846:8270D	Hexachloroethane	67-72-1	N	3.16	—	—	3.16	µg/L	Y	U	U	N3B-2020-1273	CAWA-20-205274	GELC
Between E252 and Water at Beta	—	03/29/2021	WS	UF	INIT	REG	VOC	SW-846:8260D	Hexanone[2-]	591-78-6	N	1.67	—	—	1.67	µg/L	Y	U	U	N3B-2021-1159	CAWA-21-219608	GELC
Between E252 and Water at Beta	—	07/15/2020	WS	UF	INIT	REG	VOC	SW-846:8260B	Hexanone[2-]	591-78-6	N	1.5	—	—	1.5	µg/L	Y	U	U	N3B-2020-1273	CAWA-20-205274	GELC
Between E252 and Water at Beta	—	03/29/2021	WS	UF	INIT	REG	LCMS/MS High Explosives	SW-846:8330B	HMX	2691-41-0	N	0.08	—	—	0.08	µg/L	Y	U	UJ	N3B-2021-1159	CAWA-21-219608	GELC
Between E252 and Water at Beta	—	03/29/2021	WS	UF	INIT	REG	LCMS/MS High Explosives	SW-846:8330B	HMX	2691-41-0	N	0.4	—	—	0.4	µg/L	N	U	R	N3B-2021-1159	CAWA-21-219608	GELC
Between E252 and Water at Beta	—	07/15/2020	WS	UF	INIT	REG	LCMS/MS High Explosives	SW-846:8330B	HMX	2691-41-0	N	0.0829	—	—	0.0829	µg/L	Y	U	U	N3B-2020-1273	CAWA-20-205274	GELC
Between E252 and Water at Beta	—	07/15/2020	WS	UF	INIT	REG	SVOC	SW-846:8270D	Indeno(1,2,3-cd)pyrene	193-39-5	N	0.316	—	—	0.316	µg/L	Y	U	U	N3B-2020-1273	CAWA-20-205274	GELC
Between E252 and Water at Beta	—	03/29/2021	WS	UF	INIT	REG	VOC	SW-846:8260D	Iodomethane	74-88-4	N	1.67	—	—	1.67	µg/L	Y	U	U	N3B-2021-1159	CAWA-21-219608	GELC
Between E252 and Water at Beta	—	07/15/2020	WS	UF	INIT	REG	VOC	SW-846:8260B	Iodomethane	74-88-4	N	1.5	—	—	1.5	µg/L	Y	U	U	N3B-2020-1273	CAWA-20-205274	GELC
Between E252 and Water at Beta	—	03/29/2021	WS	F	INIT	REG	Inorganic	SW-846:6010C	Iron	Fe	Y	394	—	—	30	µg/L	Y	—	NQ	N3B-2021-1159	CAWA-21-218381	GELC
Between E252 and Water at Beta	—	03/29/2021	WS	UF	INIT	REG	Inorganic	SW-846:6010C	Iron	Fe	Y	429	—	—	30	µg/L	Y	—	NQ	N3B-2021-1159	CAWA-21-219608	GELC
Between E252 and Water at Beta	—	07/15/2020	WS	F	INIT	REG	Inorganic	SW-846:6010C	Iron	Fe	Y	44.2	—	—	30	µg/L	Y	J	J	N3B-2020-1273	CAWA-20-205273	GELC
Between E252 and Water at Beta	—	07/15/2020	WS	UF	INIT	REG	Inorganic	SW-846:6010C	Iron	Fe	Y	76.1	—	—	30	µg/L	Y	J	J	N3B-2020-1273	CAWA-20-205274	GELC

Table C-1 Analytical Results from the Periodic Monitoring Events Reported in the Periodic Monitoring Report

Location ID	Screen Depth	Sample Date	Sample Type	Field Preparation Code	Analysis Type Code	Sample Purpose	Method Category	Lab Method	Parameter Name	Parameter Code	Detected	Report Result	Lab Uncertainty	Report MDA	Report MDL	Report Unit	Best Value	Lab Qualifier	Validation Qualifier	COC #	Field Sample ID	Lab ID
Between E252 and Water at Beta	—	03/29/2021	WS	UF	INIT	REG	VOC	SW-846:8260D	Isobutyl alcohol	78-83-1	N	16.7	—	—	16.7	µg/L	Y	U	U	N3B-2021-1159	CAWA-21-219608	GELC
Between E252 and Water at Beta	—	07/15/2020	WS	UF	INIT	REG	VOC	SW-846:8260B	Isobutyl alcohol	78-83-1	N	15	—	—	15	µg/L	Y	U	U	N3B-2020-1273	CAWA-20-205274	GELC
Between E252 and Water at Beta	—	07/15/2020	WS	UF	INIT	REG	SVOC	SW-846:8270D	Isophorone	78-59-1	N	3.68	—	—	3.68	µg/L	Y	U	U	N3B-2020-1273	CAWA-20-205274	GELC
Between E252 and Water at Beta	—	03/29/2021	WS	UF	INIT	REG	VOC	SW-846:8260D	Isopropylbenzene	98-82-8	N	0.333	—	—	0.333	µg/L	Y	U	U	N3B-2021-1159	CAWA-21-219608	GELC
Between E252 and Water at Beta	—	07/15/2020	WS	UF	INIT	REG	VOC	SW-846:8260B	Isopropylbenzene	98-82-8	N	0.3	—	—	0.3	µg/L	Y	U	U	N3B-2020-1273	CAWA-20-205274	GELC
Between E252 and Water at Beta	—	03/29/2021	WS	UF	INIT	REG	VOC	SW-846:8260D	Isopropyltoluene[4-]	99-87-6	N	0.333	—	—	0.333	µg/L	Y	U	U	N3B-2021-1159	CAWA-21-219608	GELC
Between E252 and Water at Beta	—	07/15/2020	WS	UF	INIT	REG	VOC	SW-846:8260B	Isopropyltoluene[4-]	99-87-6	N	0.3	—	—	0.3	µg/L	Y	U	U	N3B-2020-1273	CAWA-20-205274	GELC
Between E252 and Water at Beta	—	03/29/2021	WS	F	INIT	REG	Inorganic	SW-846:6020B	Lead	Pb	N	0.5	—	—	0.5	µg/L	Y	U	U	N3B-2021-1159	CAWA-21-218381	GELC
Between E252 and Water at Beta	—	03/29/2021	WS	UF	INIT	REG	Inorganic	SW-846:6020B	Lead	Pb	N	0.5	—	—	0.5	µg/L	Y	U	U	N3B-2021-1159	CAWA-21-219608	GELC
Between E252 and Water at Beta	—	07/15/2020	WS	F	INIT	REG	Inorganic	SW-846:6020B	Lead	Pb	N	0.5	—	—	0.5	µg/L	Y	U	U	N3B-2020-1273	CAWA-20-205273	GELC
Between E252 and Water at Beta	—	07/15/2020	WS	UF	INIT	REG	Inorganic	SW-846:6020B	Lead	Pb	N	0.5	—	—	0.5	µg/L	Y	U	U	N3B-2020-1273	CAWA-20-205274	GELC
Between E252 and Water at Beta	—	03/29/2021	WS	F	INIT	REG	Inorganic	SW-846:6010C	Magnesium	Mg	Y	3.26	—	—	0.11	mg/L	Y	—	NQ	N3B-2021-1159	CAWA-21-218381	GELC
Between E252 and Water at Beta	—	03/29/2021	WS	UF	INIT	REG	Inorganic	SW-846:6010C	Magnesium	Mg	Y	3.27	—	—	0.11	mg/L	Y	—	NQ	N3B-2021-1159	CAWA-21-219608	GELC
Between E252 and Water at Beta	—	07/15/2020	WS	F	INIT	REG	Inorganic	SW-846:6010C	Magnesium	Mg	Y	4.98	—	—	0.11	mg/L	Y	—	NQ	N3B-2020-1273	CAWA-20-205273	GELC
Between E252 and Water at Beta	—	07/15/2020	WS	UF	INIT	REG	Inorganic	SW-846:6010C	Magnesium	Mg	Y	4.83	—	—	0.11	mg/L	Y	—	NQ	N3B-2020-1273	CAWA-20-205274	GELC
Between E252 and Water at Beta	—	03/29/2021	WS	F	INIT	REG	Inorganic	SW-846:6010C	Manganese	Mn	N	2	—	—	2	µg/L	Y	U	U	N3B-2021-1159	CAWA-21-218381	GELC
Between E252 and Water at Beta	—	03/29/2021	WS	UF	INIT	REG	Inorganic	SW-846:6010C	Manganese	Mn	Y	2.9	—	—	2	µg/L	Y	J	J	N3B-2021-1159	CAWA-21-219608	GELC
Between E252 and Water at Beta	—	07/15/2020	WS	F	INIT	REG	Inorganic	SW-846:6010C	Manganese	Mn	Y	2.42	—	—	2	µg/L	Y	J	J	N3B-2020-1273	CAWA-20-205273	GELC
Between E252 and Water at Beta	—	07/15/2020	WS	UF	INIT	REG	Inorganic	SW-846:6010C	Manganese	Mn	Y	2.98	—	—	2	µg/L	Y	J	J	N3B-2020-1273	CAWA-20-205274	GELC
Between E252 and Water at Beta	—	03/29/2021	WS	F	INIT	REG	Inorganic	SW-846:7470A	Mercury	Hg	N	0.067	—	—	0.067	µg/L	Y	U	U	N3B-2021-1159	CAWA-21-218381	GELC
Between E252 and Water at Beta	—	03/29/2021	WS	UF	INIT	REG	Inorganic	SW-846:7470A	Mercury	Hg	N	0.067	—	—	0.067	µg/L	Y	U	U	N3B-2021-1159	CAWA-21-219608	GELC
Between E252 and Water at Beta	—	07/15/2020	WS	F	INIT	REG	Inorganic	SW-846:7470A	Mercury	Hg	N	0.067	—	—	0.067	µg/L	Y	U	U	N3B-2020-1273	CAWA-20-205273	GELC
Between E252 and Water at Beta	—	07/15/2020	WS	UF	INIT	REG	Inorganic	SW-846:7470A	Mercury	Hg	N	0.067	—	—	0.067	µg/L	Y	U	U	N3B-2020-1273	CAWA-20-205274	GELC
Between E252 and Water at Beta	—	03/29/2021	WS	UF	INIT	REG	VOC	SW-846:8260D	Methacrylonitrile	126-98-7	N	1.67	—	—	1.67	µg/L	Y	U	U	N3B-2021-1159	CAWA-21-219608	GELC
Between E252 and Water at Beta	—	07/15/2020	WS	UF	INIT	REG	VOC	SW-846:8260B	Methacrylonitrile	126-98-7	N	1.5	—	—	1.5	µg/L	Y	U	U	N3B-2020-1273	CAWA-20-205274	GELC
Between E252 and Water at Beta	—	03/29/2021	WS	UF	INIT	REG	VOC	SW-846:8260D	Methyl Methacrylate	80-62-6	N	1.67	—	—	1.67	µg/L	Y	U	U	N3B-2021-1159	CAWA-21-219608	GELC
Between E252 and Water at Beta	—	07/15/2020	WS	UF	INIT	REG	VOC	SW-846:8260B	Methyl Methacrylate	80-62-6	N	1.5	—	—	1.5	µg/L	Y	U	U	N3B-2020-1273	CAWA-20-205274	GELC
Between E252 and Water at Beta	—	03/29/2021	WS	UF	INIT	REG	VOC	SW-846:8260D	Methyl tert-Butyl Ether	1634-04-4	N	0.333	—	—	0.333	µg/L	Y	U	U	N3B-2021-1159	CAWA-21-219608	GELC
Between E252 and Water at Beta	—	07/15/2020	WS	UF	INIT	REG	VOC	SW-846:8260B	Methyl tert-Butyl Ether	1634-04-4	N	0.3	—	—	0.3	µg/L	Y	U	U	N3B-2020-1273	CAWA-20-205274	GELC
Between E252 and Water at Beta	—	03/29/2021	WS	UF	INIT	REG	VOC	SW-846:8260D	Methyl-2-pentanone[4-]	108-10-1	N	1.67	—	—	1.67	µg/L	Y	U	U	N3B-2021-1159	CAWA-21-219608	GELC
Between E252 and Water at Beta	—	07/15/2020	WS	UF	INIT	REG	VOC	SW-846:8260B	Methyl-2-pentanone[4-]	108-10-1	N	1.5	—	—	1.5	µg/L	Y	U	U	N3B-2020-1273	CAWA-20-205274	GELC

Table C-1 Analytical Results from the Periodic Monitoring Events Reported in the Periodic Monitoring Report

Location ID	Screen Depth	Sample Date	Sample Type	Field Preparation Code	Analysis Type Code	Sample Purpose	Method Category	Lab Method	Parameter Name	Parameter Code	Detected	Report Result	Lab Uncertainty	Report MDA	Report MDL	Report Unit	Best Value	Lab Qualifier	Validation Qualifier	COC #	Field Sample ID	Lab ID
Between E252 and Water at Beta	—	03/29/2021	WS	UF	INIT	REG	VOC	SW-846:8260D	Methylene Chloride	75-09-2	N	1.91	—	—	1.67	µg/L	Y	BJ	U	N3B-2021-1159	CAWA-21-219608	GELC
Between E252 and Water at Beta	—	07/15/2020	WS	UF	INIT	REG	VOC	SW-846:8260B	Methylene Chloride	75-09-2	N	1	—	—	1	µg/L	Y	U	U	N3B-2020-1273	CAWA-20-205274	GELC
Between E252 and Water at Beta	—	07/15/2020	WS	UF	INIT	REG	SVOC	SW-846:8270D	Methylnaphthalene[1-]	90-12-0	N	0.316	—	—	0.316	µg/L	Y	U	U	N3B-2020-1273	CAWA-20-205274	GELC
Between E252 and Water at Beta	—	07/15/2020	WS	UF	INIT	REG	SVOC	SW-846:8270D	Methylnaphthalene[2-]	91-57-6	N	0.316	—	—	0.316	µg/L	Y	U	U	N3B-2020-1273	CAWA-20-205274	GELC
Between E252 and Water at Beta	—	07/15/2020	WS	UF	INIT	REG	SVOC	SW-846:8270D	Methylphenol[2-]	95-48-7	N	3.16	—	—	3.16	µg/L	Y	U	U	N3B-2020-1273	CAWA-20-205274	GELC
Between E252 and Water at Beta	—	07/15/2020	WS	UF	INIT	REG	SVOC	SW-846:8270D	Methylphenol[3-,4-]	65794-96-9	N	3.89	—	—	3.89	µg/L	Y	U	U	N3B-2020-1273	CAWA-20-205274	GELC
Between E252 and Water at Beta	—	03/29/2021	WS	UF	RE	REG	LCMS/MS High Explosives	SW-846:8330B	MNX	MNX	N	0.4	—	—	0.4	µg/L	N	U	R	N3B-2021-1159	CAWA-21-219608	GELC
Between E252 and Water at Beta	—	03/29/2021	WS	UF	INIT	REG	LCMS/MS High Explosives	SW-846:8330B	MNX	MNX	N	0.08	—	—	0.08	µg/L	Y	U	UJ	N3B-2021-1159	CAWA-21-219608	GELC
Between E252 and Water at Beta	—	07/15/2020	WS	UF	INIT	REG	LCMS/MS High Explosives	SW-846:8330B	MNX	MNX	N	0.0829	—	—	0.0829	µg/L	Y	U	U	N3B-2020-1273	CAWA-20-205274	GELC
Between E252 and Water at Beta	—	03/29/2021	WS	F	INIT	REG	Inorganic	SW-846:6020B	Molybdenum	Mo	Y	0.841	—	—	0.2	µg/L	Y	J	J	N3B-2021-1159	CAWA-21-218381	GELC
Between E252 and Water at Beta	—	03/29/2021	WS	UF	INIT	REG	Inorganic	SW-846:6020B	Molybdenum	Mo	Y	0.813	—	—	0.2	µg/L	Y	J	J	N3B-2021-1159	CAWA-21-219608	GELC
Between E252 and Water at Beta	—	07/15/2020	WS	F	INIT	REG	Inorganic	SW-846:6020B	Molybdenum	Mo	N	1.07	—	—	0.2	µg/L	Y	—	U	N3B-2020-1273	CAWA-20-205273	GELC
Between E252 and Water at Beta	—	07/15/2020	WS	UF	INIT	REG	Inorganic	SW-846:6020B	Molybdenum	Mo	N	1.08	—	—	0.2	µg/L	Y	—	U	N3B-2020-1273	CAWA-20-205274	GELC
Between E252 and Water at Beta	—	03/29/2021	WS	UF	INIT	REG	VOC	SW-846:8260D	Naphthalene	91-20-3	N	0.333	—	—	0.333	µg/L	Y	U	U	N3B-2021-1159	CAWA-21-219608	GELC
Between E252 and Water at Beta	—	07/15/2020	WS	UF	INIT	REG	VOC	SW-846:8260B	Naphthalene	91-20-3	N	0.3	—	—	0.3	µg/L	Y	U	U	N3B-2020-1273	CAWA-20-205274	GELC
Between E252 and Water at Beta	—	07/15/2020	WS	UF	INIT	REG	SVOC	SW-846:8270D	Naphthalene	91-20-3	N	0.316	—	—	0.316	µg/L	Y	U	U	N3B-2020-1273	CAWA-20-205274	GELC
Between E252 and Water at Beta	—	07/15/2020	WS	UF	INIT	REG	RAD	EPA:901.1	Neptunium-237	Np-237	N	0.0755	2.11	7.9	—	pCi/L	Y	U	U	N3B-2020-1275	CAWA-20-199055	GELC
Between E252 and Water at Beta	—	03/29/2021	WS	F	INIT	REG	Inorganic	SW-846:6020B	Nickel	Ni	N	0.6	—	—	0.6	µg/L	Y	U	U	N3B-2021-1159	CAWA-21-218381	GELC
Between E252 and Water at Beta	—	03/29/2021	WS	UF	INIT	REG	Inorganic	SW-846:6020B	Nickel	Ni	N	0.6	—	—	0.6	µg/L	Y	U	U	N3B-2021-1159	CAWA-21-219608	GELC
Between E252 and Water at Beta	—	07/15/2020	WS	F	INIT	REG	Inorganic	SW-846:6020B	Nickel	Ni	N	0.6	—	—	0.6	µg/L	Y	U	U	N3B-2020-1273	CAWA-20-205273	GELC
Between E252 and Water at Beta	—	07/15/2020	WS	UF	INIT	REG	Inorganic	SW-846:6020B	Nickel	Ni	N	0.6	—	—	0.6	µg/L	Y	U	U	N3B-2020-1273	CAWA-20-205274	GELC
Between E252 and Water at Beta	—	03/29/2021	WS	F	INIT	REG	General Chemistry	EPA:353.2	Nitrate-Nitrite as Nitrogen	NO3+NO2-N	N	0.017	—	—	0.017	mg/L	Y	U	U	N3B-2021-1159	CAWA-21-218381	GELC
Between E252 and Water at Beta	—	07/15/2020	WS	F	INIT	REG	General Chemistry	EPA:353.2	Nitrate-Nitrite as Nitrogen	NO3+NO2-N	N	0.017	—	—	0.017	mg/L	Y	U	U	N3B-2020-1275	CAWA-20-199056	GELC
Between E252 and Water at Beta	—	07/15/2020	WS	UF	INIT	REG	SVOC	SW-846:8270D	Nitroaniline[2-]	88-74-4	N	3.16	—	—	3.16	µg/L	Y	U	U	N3B-2020-1273	CAWA-20-205274	GELC
Between E252 and Water at Beta	—	07/15/2020	WS	UF	INIT	REG	SVOC	SW-846:8270D	Nitroaniline[3-]	99-09-2	N	3.16	—	—	3.16	µg/L	Y	U	U	N3B-2020-1273	CAWA-20-205274	GELC
Between E252 and Water at Beta	—	07/15/2020	WS	UF	INIT	REG	SVOC	SW-846:8270D	Nitroaniline[4-]	100-01-6	N	3.16	—	—	3.16	µg/L	Y	U	U	N3B-2020-1273	CAWA-20-205274	GELC
Between E252 and Water at Beta	—	03/29/2021	WS	UF	RE	REG	LCMS/MS High Explosives	SW-846:8330B	Nitrobenzene	98-95-3	N	0.4	—	—	0.4	µg/L	N	U	R	N3B-2021-1159	CAWA-21-219608	GELC
Between E252 and Water at Beta	—	03/29/2021	WS	UF	INIT	REG	LCMS/MS High Explosives	SW-846:8330B	Nitrobenzene	98-95-3	N	0.08	—	—	0.08	µg/L	Y	U	UJ	N3B-2021-1159	CAWA-21-219608	GELC
Between E252 and Water at Beta	—	07/15/2020	WS	UF	INIT	REG	SVOC	SW-846:8270D	Nitrobenzene	98-95-3	N	3.16	—	—	3.16	µg/L	Y	U	U	N3B-2020-1273	CAWA-20-205274	GELC
Between E252 and Water at Beta	—	07/15/2020	WS	UF	INIT	REG	LCMS/MS High Explosives	SW-846:8330B	Nitrobenzene	98-95-3	N	0.0829	—	—	0.0829	µg/L	Y	U	U	N3B-2020-1273	CAWA-20-205274	GELC
Between E252 and Water at Beta	—	07/15/2020	WS	UF	INIT	REG	SVOC	SW-846:8270D	Nitrophenol[2-]	88-75-5	N	3.16	—	—	3.16	µg/L	Y	U	U	N3B-2020-1273	CAWA-20-205274	GELC

Table C-1 Analytical Results from the Periodic Monitoring Events Reported in the Periodic Monitoring Report

Location ID	Screen Depth	Sample Date	Sample Type	Field Preparation Code	Analysis Type Code	Sample Purpose	Method Category	Lab Method	Parameter Name	Parameter Code	Detected	Report Result	Lab Uncertainty	Report MDA	Report MDL	Report Unit	Best Value	Lab Qualifier	Validation Qualifier	COC #	Field Sample ID	Lab ID
Between E252 and Water at Beta	—	07/15/2020	WS	UF	INIT	REG	SVOC	SW-846:8270D	Nitrophenol[4-]	100-02-7	N	3.16	—	—	3.16	µg/L	Y	U	U	N3B-2020-1273	CAWA-20-205274	GELC
Between E252 and Water at Beta	—	07/15/2020	WS	UF	INIT	REG	SVOC	SW-846:8270D	Nitroso-di-n-butylamine[N-]	924-16-3	N	3.16	—	—	3.16	µg/L	Y	U	U	N3B-2020-1273	CAWA-20-205274	GELC
Between E252 and Water at Beta	—	07/15/2020	WS	UF	INIT	REG	HRGC/HRMS	Nitrosamines:HRMS	Nitroso-di-n-butylamine[N-]	924-16-3	N	0.00047	—	—	0.00047	µg/L	Y	U	U	N3B-2020-1277	CAWA-20-199055	SwRI
Between E252 and Water at Beta	—	07/15/2020	WS	UF	INIT	REG	SVOC	SW-846:8270D	Nitroso-di-n-propylamine[N-]	621-64-7	N	3.16	—	—	3.16	µg/L	Y	U	U	N3B-2020-1273	CAWA-20-205274	GELC
Between E252 and Water at Beta	—	07/15/2020	WS	UF	INIT	REG	HRGC/HRMS	Nitrosamines:HRMS	Nitroso-di-n-propylamine[N-]	621-64-7	N	0.00018	—	—	0.00018	µg/L	Y	U	U	N3B-2020-1277	CAWA-20-199055	SwRI
Between E252 and Water at Beta	—	07/15/2020	WS	UF	INIT	REG	SVOC	SW-846:8270D	Nitrosodiethylamine[N-]	55-18-5	N	3.16	—	—	3.16	µg/L	Y	U	U	N3B-2020-1273	CAWA-20-205274	GELC
Between E252 and Water at Beta	—	07/15/2020	WS	UF	INIT	REG	HRGC/HRMS	Nitrosamines:HRMS	Nitrosodiethylamine[N-]	55-18-5	N	0.00018	—	—	0.00018	µg/L	Y	U	U	N3B-2020-1277	CAWA-20-199055	SwRI
Between E252 and Water at Beta	—	07/15/2020	WS	UF	INIT	REG	SVOC	SW-846:8270D	Nitrosodimethylamine[N-]	62-75-9	N	3.16	—	—	3.16	µg/L	Y	U	U	N3B-2020-1273	CAWA-20-205274	GELC
Between E252 and Water at Beta	—	07/15/2020	WS	UF	INIT	REG	HRGC/HRMS	Nitrosamines:HRMS	Nitrosodimethylamine[N-]	62-75-9	N	0.00036	—	—	0.00036	µg/L	Y	U	U	N3B-2020-1277	CAWA-20-199055	SwRI
Between E252 and Water at Beta	—	07/15/2020	WS	UF	INIT	REG	SVOC	SW-846:8270D	Nitrosopyrrolidine[N-]	930-55-2	N	3.16	—	—	3.16	µg/L	Y	U	U	N3B-2020-1273	CAWA-20-205274	GELC
Between E252 and Water at Beta	—	07/15/2020	WS	UF	INIT	REG	HRGC/HRMS	Nitrosamines:HRMS	Nitrosopyrrolidine[N-]	930-55-2	N	0.00033	—	—	0.00033	µg/L	Y	U	U	N3B-2020-1277	CAWA-20-199055	SwRI
Between E252 and Water at Beta	—	03/29/2021	WS	UF	RE	REG	LCMS/MS High Explosives	SW-846:8330B	Nitrotoluene[2-]	88-72-2	N	0.41	—	—	0.41	µg/L	N	U	R	N3B-2021-1159	CAWA-21-219608	GELC
Between E252 and Water at Beta	—	03/29/2021	WS	UF	INIT	REG	LCMS/MS High Explosives	SW-846:8330B	Nitrotoluene[2-]	88-72-2	N	0.082	—	—	0.082	µg/L	Y	U	UJ	N3B-2021-1159	CAWA-21-219608	GELC
Between E252 and Water at Beta	—	07/15/2020	WS	UF	INIT	REG	LCMS/MS High Explosives	SW-846:8330B	Nitrotoluene[2-]	88-72-2	N	0.085	—	—	0.085	µg/L	Y	U	U	N3B-2020-1273	CAWA-20-205274	GELC
Between E252 and Water at Beta	—	03/29/2021	WS	UF	RE	REG	LCMS/MS High Explosives	SW-846:8330B	Nitrotoluene[3-]	99-08-1	N	0.4	—	—	0.4	µg/L	N	U	R	N3B-2021-1159	CAWA-21-219608	GELC
Between E252 and Water at Beta	—	03/29/2021	WS	UF	INIT	REG	LCMS/MS High Explosives	SW-846:8330B	Nitrotoluene[3-]	99-08-1	N	0.08	—	—	0.08	µg/L	Y	U	UJ	N3B-2021-1159	CAWA-21-219608	GELC
Between E252 and Water at Beta	—	07/15/2020	WS	UF	INIT	REG	LCMS/MS High Explosives	SW-846:8330B	Nitrotoluene[3-]	99-08-1	N	0.0829	—	—	0.0829	µg/L	Y	U	U	N3B-2020-1273	CAWA-20-205274	GELC
Between E252 and Water at Beta	—	03/29/2021	WS	UF	RE	REG	LCMS/MS High Explosives	SW-846:8330B	Nitrotoluene[4-]	99-99-0	N	0.75	—	—	0.75	µg/L	N	U	R	N3B-2021-1159	CAWA-21-219608	GELC
Between E252 and Water at Beta	—	03/29/2021	WS	UF	INIT	REG	LCMS/MS High Explosives	SW-846:8330B	Nitrotoluene[4-]	99-99-0	N	0.15	—	—	0.15	µg/L	Y	U	UJ	N3B-2021-1159	CAWA-21-219608	GELC
Between E252 and Water at Beta	—	07/15/2020	WS	UF	INIT	REG	LCMS/MS High Explosives	SW-846:8330B	Nitrotoluene[4-]	99-99-0	N	0.155	—	—	0.155	µg/L	Y	U	U	N3B-2020-1273	CAWA-20-205274	GELC
Between E252 and Water at Beta	—	07/15/2020	WS	UF	INIT	REG	HRGC/HRMS	SW-846:8290A	Octachlorodibenzodioxin[1,2,3,4,6,7,8,9-]	3268-87-9	N	0.0000104	—	—	0.0000281	µg/L	Y	U	U	N3B-2020-1276	CAWA-20-199055	CFA
Between E252 and Water at Beta	—	07/15/2020	WS	UF	INIT	REG	HRGC/HRMS	SW-846:8290A	Octachlorodibenzofuran[1,2,3,4,6,7,8,9-]	39001-02-0	N	0.0000104	—	—	0.0000396	µg/L	Y	U	U	N3B-2020-1276	CAWA-20-199055	CFA
Between E252 and Water at Beta	—	07/15/2020	WS	UF	INIT	REG	SVOC	SW-846:8270D	Oxybis(1-chloropropane)[2,2'-]	108-60-1	N	3.16	—	—	3.16	µg/L	Y	U	U	N3B-2020-1273	CAWA-20-205274	GELC
Between E252 and Water at Beta	—	07/15/2020	WS	UF	INIT	REG	SVOC	SW-846:8270D	Pentachlorobenzene	608-93-5	N	3.16	—	—	3.16	µg/L	Y	U	U	N3B-2020-1273	CAWA-20-205274	GELC
Between E252 and Water at Beta	—	07/15/2020	WS	UF	INIT	REG	HRGC/HRMS	SW-846:8290A	Pentachlorodibenzodioxin[1,2,3,7,8-]	40321-76-4	N	0.00000519	—	—	0.0000259	µg/L	Y	U	U	N3B-2020-1276	CAWA-20-199055	CFA
Between E252 and Water at Beta	—	07/15/2020	WS	UF	INIT	REG	HRGC/HRMS	SW-846:8290A	Pentachlorodibenzodioxins (Total)	36088-22-9	N	0	—	—	—	µg/L	Y	U	U	N3B-2020-1276	CAWA-20-199055	CFA
Between E252 and Water at Beta	—	07/15/2020	WS	UF	INIT	REG	HRGC/HRMS	SW-846:8290A	Pentachlorodibenzofuran[1,2,3,7,8-]	57117-41-6	N	0.00000519	—	—	0.00002	µg/L	Y	U	U	N3B-2020-1276	CAWA-20-199055	CFA
Between E252 and Water at Beta	—	07/15/2020	WS	UF	INIT	REG	HRGC/HRMS	SW-846:8290A	Pentachlorodibenzofuran[2,3,4,7,8-]	57117-31-4	N	0.00000519	—	—	0.0000212	µg/L	Y	U	U	N3B-2020-1276	CAWA-20-199055	CFA
Between E252 and Water at Beta	—	07/15/2020	WS	UF	INIT	REG	HRGC/HRMS	SW-846:8290A	Pentachlorodibenzofurans (Totals)	30402-15-4	N	0	—	—	—	µg/L	Y	U	U	N3B-2020-1276	CAWA-20-199055	CFA
Between E252 and Water at Beta	—	07/15/2020	WS	UF	INIT	REG	SVOC	SW-846:8270D	Pentachlorophenol	87-86-5	N	3.16	—	—	3.16	µg/L	Y	U	U	N3B-2020-1273	CAWA-20-205274	GELC
Between E252 and Water at Beta	—	03/29/2021	WS	F	INIT	REG	LCMS/MS	SW-846:6850	Perchlorate	ClO4	Y	0.105	—	—	0.05	µg/L	Y	J	J	N3B-2021-1159	CAWA-21-218381	GELC

Table C-1 Analytical Results from the Periodic Monitoring Events Reported in the Periodic Monitoring Report

Location ID	Screen Depth	Sample Date	Sample Type	Field Preparation Code	Analysis Type Code	Sample Purpose	Method Category	Lab Method	Parameter Name	Parameter Code	Detected	Report Result	Lab Uncertainty	Report MDA	Report MDL	Report Unit	Best Value	Lab Qualifier	Validation Qualifier	COC #	Field Sample ID	Lab ID
Between E252 and Water at Beta	—	07/15/2020	WS	F	INIT	REG	LCMS/MS	SW-846:6850	Perchlorate	ClO4	N	0.05	—	—	0.05	µg/L	Y	U	U	N3B-2020-1275	CAWA-20-199056	GELC
Between E252 and Water at Beta	—	03/29/2021	WS	UF	INIT	REG	LCMS/MS	EPA:537M	Perfluorohexanesulfonic acid	355-46-4	N	0.597	—	—	0.597	ng/L	Y	U	U	N3B-2021-1159	CAWA-21-219608	GELC
Between E252 and Water at Beta	—	07/15/2020	WS	UF	INIT	REG	LCMS/MS	EPA:537M	Perfluorohexanesulfonic acid	355-46-4	N	0.595	—	—	0.595	ng/L	Y	U	U	N3B-2020-1275	CAWA-20-199055	GELC
Between E252 and Water at Beta	—	03/29/2021	WS	UF	INIT	REG	LCMS/MS	EPA:537M	Perfluorooctanesulfonic acid	1763-23-1	N	0.723	—	—	0.723	ng/L	Y	U	U	N3B-2021-1159	CAWA-21-219608	GELC
Between E252 and Water at Beta	—	07/15/2020	WS	UF	INIT	REG	LCMS/MS	EPA:537M	Perfluorooctanesulfonic acid	1763-23-1	N	0.721	—	—	0.721	ng/L	Y	U	U	N3B-2020-1275	CAWA-20-199055	GELC
Between E252 and Water at Beta	—	03/29/2021	WS	UF	INIT	REG	LCMS/MS	EPA:537M	Perfluorooctanoic acid	335-67-1	N	0.723	—	—	0.723	ng/L	Y	U	U	N3B-2021-1159	CAWA-21-219608	GELC
Between E252 and Water at Beta	—	07/15/2020	WS	UF	INIT	REG	LCMS/MS	EPA:537M	Perfluorooctanoic acid	335-67-1	N	0.721	—	—	0.721	ng/L	Y	U	U	N3B-2020-1275	CAWA-20-199055	GELC
Between E252 and Water at Beta	—	03/29/2021	WS	UF	RE	REG	LCMS/MS High Explosives	SW-846:8330B	PETN	78-11-5	N	0.5	—	—	0.5	µg/L	N	U	R	N3B-2021-1159	CAWA-21-219608	GELC
Between E252 and Water at Beta	—	03/29/2021	WS	UF	INIT	REG	LCMS/MS High Explosives	SW-846:8330B	PETN	78-11-5	N	0.1	—	—	0.1	µg/L	Y	U	UJ	N3B-2021-1159	CAWA-21-219608	GELC
Between E252 and Water at Beta	—	07/15/2020	WS	UF	INIT	REG	LCMS/MS High Explosives	SW-846:8330B	PETN	78-11-5	N	0.104	—	—	0.104	µg/L	Y	U	U	N3B-2020-1273	CAWA-20-205274	GELC
Between E252 and Water at Beta	—	07/15/2020	WS	UF	INIT	REG	SVOC	SW-846:8270D	Phenanthrene	85-01-8	N	0.316	—	—	0.316	µg/L	Y	U	U	N3B-2020-1273	CAWA-20-205274	GELC
Between E252 and Water at Beta	—	07/15/2020	WS	UF	INIT	REG	SVOC	SW-846:8270D	Phenol	108-95-2	N	3.16	—	—	3.16	µg/L	Y	U	U	N3B-2020-1273	CAWA-20-205274	GELC
Between E252 and Water at Beta	—	07/15/2020	WS	UF	INIT	REG	RAD	HASL-300:ISOPU	Plutonium-238	Pu-238	N	0.00937	0.00741	0.0433	—	pCi/L	Y	U	U	N3B-2020-1275	CAWA-20-199055	GELC
Between E252 and Water at Beta	—	07/15/2020	WS	UF	INIT	REG	RAD	HASL-300:ISOPU	Plutonium-239/240	Pu-239/240	N	0.00703	0.00907	0.0434	—	pCi/L	Y	U	U	N3B-2020-1275	CAWA-20-199055	GELC
Between E252 and Water at Beta	—	03/29/2021	WS	F	INIT	REG	Inorganic	SW-846:6010C	Potassium	K	Y	2.61	—	—	0.05	mg/L	Y	—	NQ	N3B-2021-1159	CAWA-21-218381	GELC
Between E252 and Water at Beta	—	03/29/2021	WS	UF	INIT	REG	Inorganic	SW-846:6010C	Potassium	K	Y	2.63	—	—	0.05	mg/L	Y	—	NQ	N3B-2021-1159	CAWA-21-219608	GELC
Between E252 and Water at Beta	—	07/15/2020	WS	F	INIT	REG	Inorganic	SW-846:6010C	Potassium	K	Y	3.97	—	—	0.05	mg/L	Y	—	NQ	N3B-2020-1273	CAWA-20-205273	GELC
Between E252 and Water at Beta	—	07/15/2020	WS	UF	INIT	REG	Inorganic	SW-846:6010C	Potassium	K	Y	3.78	—	—	0.05	mg/L	Y	—	NQ	N3B-2020-1273	CAWA-20-205274	GELC
Between E252 and Water at Beta	—	07/15/2020	WS	UF	INIT	REG	RAD	EPA:901.1	Potassium-40	K-40	N	12.9	17.7	51.2	—	pCi/L	Y	U	U	N3B-2020-1275	CAWA-20-199055	GELC
Between E252 and Water at Beta	—	07/15/2020	WS	UF	INIT	REG	SVOC	SW-846:8270D	Prometon	1610-18-0	N	3.16	—	—	3.16	µg/L	Y	U	U	N3B-2020-1273	CAWA-20-205274	GELC
Between E252 and Water at Beta	—	03/29/2021	WS	UF	INIT	REG	VOC	SW-846:8260D	Propionitrile	107-12-0	N	1.67	—	—	1.67	µg/L	Y	U	UJ	N3B-2021-1159	CAWA-21-219608	GELC
Between E252 and Water at Beta	—	07/15/2020	WS	UF	INIT	REG	VOC	SW-846:8260B	Propionitrile	107-12-0	N	1.5	—	—	1.5	µg/L	Y	U	U	N3B-2020-1273	CAWA-20-205274	GELC
Between E252 and Water at Beta	—	03/29/2021	WS	UF	INIT	REG	VOC	SW-846:8260D	Propylbenzene[1-]	103-65-1	N	0.333	—	—	0.333	µg/L	Y	U	U	N3B-2021-1159	CAWA-21-219608	GELC
Between E252 and Water at Beta	—	07/15/2020	WS	UF	INIT	REG	VOC	SW-846:8260B	Propylbenzene[1-]	103-65-1	N	0.3	—	—	0.3	µg/L	Y	U	U	N3B-2020-1273	CAWA-20-205274	GELC
Between E252 and Water at Beta	—	07/15/2020	WS	UF	INIT	REG	SVOC	SW-846:8270D	Pyrene	129-00-0	N	0.316	—	—	0.316	µg/L	Y	U	U	N3B-2020-1273	CAWA-20-205274	GELC
Between E252 and Water at Beta	—	07/15/2020	WS	UF	INIT	REG	SVOC	SW-846:8270D	Pyridine	110-86-1	N	3.16	—	—	3.16	µg/L	Y	U	U	N3B-2020-1273	CAWA-20-205274	GELC
Between E252 and Water at Beta	—	07/15/2020	WS	UF	INIT	REG	RAD	EPA:903.1	Radium-226	Ra-226	N	0.13	0.0779	0.249	—	pCi/L	Y	U	U	N3B-2020-1275	CAWA-20-199055	GELC
Between E252 and Water at Beta	—	07/15/2020	WS	UF	INIT	REG	RAD	Generic:Radium by Calculation	Radium-226 and Radium-228	Ra-226+228	Y	0.13	0.154	—	—	pCi/L	Y	—	NQ	N3B-2020-1275	CAWA-20-199055	GELC
Between E252 and Water at Beta	—	07/15/2020	WS	UF	INIT	REG	RAD	EPA:904	Radium-228	Ra-228	N	-0.0201	0.133	0.497	—	pCi/L	Y	U	U	N3B-2020-1275	CAWA-20-199055	GELC
Between E252 and Water at Beta	—	03/29/2021	WS	UF	RE	REG	LCMS/MS High Explosives	SW-846:8330B	RDX	121-82-4	N	0.4	—	—	0.4	µg/L	N	U	R	N3B-2021-1159	CAWA-21-219608	GELC
Between E252 and Water at Beta	—	03/29/2021	WS	UF	INIT	REG	LCMS/MS High Explosives	SW-846:8330B	RDX	121-82-4	N	0.08	—	—	0.08	µg/L	Y	U	UJ	N3B-2021-1159	CAWA-21-219608	GELC

Table C-1 Analytical Results from the Periodic Monitoring Events Reported in the Periodic Monitoring Report

Location ID	Screen Depth	Sample Date	Sample Type	Field Preparation Code	Analysis Type Code	Sample Purpose	Method Category	Lab Method	Parameter Name	Parameter Code	Detected	Report Result	Lab Uncertainty	Report MDA	Report MDL	Report Unit	Best Value	Lab Qualifier	Validation Qualifier	COC #	Field Sample ID	Lab ID
Between E252 and Water at Beta	—	07/15/2020	WS	UF	INIT	REG	LCMS/MS High Explosives	SW-846:8330B	RDX	121-82-4	N	0.0829	—	—	0.0829	µg/L	Y	U	U	N3B-2020-1273	CAWA-20-205274	GELC
Between E252 and Water at Beta	—	03/29/2021	WS	F	INIT	REG	Inorganic	SW-846:6020B	Selenium	Se	N	2	—	—	2	µg/L	Y	U	U	N3B-2021-1159	CAWA-21-218381	GELC
Between E252 and Water at Beta	—	03/29/2021	WS	UF	INIT	REG	Inorganic	SW-846:6020B	Selenium	Se	N	2	—	—	2	µg/L	Y	U	U	N3B-2021-1159	CAWA-21-219608	GELC
Between E252 and Water at Beta	—	07/15/2020	WS	F	INIT	REG	Inorganic	SW-846:6020B	Selenium	Se	N	2	—	—	2	µg/L	Y	U	U	N3B-2020-1273	CAWA-20-205273	GELC
Between E252 and Water at Beta	—	07/15/2020	WS	UF	INIT	REG	Inorganic	SW-846:6020B	Selenium	Se	N	2	—	—	2	µg/L	Y	U	U	N3B-2020-1273	CAWA-20-205274	GELC
Between E252 and Water at Beta	—	03/29/2021	WS	F	INIT	REG	Inorganic	SW-846:6010C	Silicon Dioxide	SiO2	Y	41	—	—	0.053	mg/L	Y	—	NQ	N3B-2021-1159	CAWA-21-218381	GELC
Between E252 and Water at Beta	—	03/29/2021	WS	UF	INIT	REG	Inorganic	SW-846:6010C	Silicon Dioxide	SiO2	Y	41	—	—	0.053	mg/L	Y	—	NQ	N3B-2021-1159	CAWA-21-219608	GELC
Between E252 and Water at Beta	—	07/15/2020	WS	F	INIT	REG	Inorganic	SW-846:6010C	Silicon Dioxide	SiO2	Y	47.1	—	—	0.053	mg/L	Y	—	NQ	N3B-2020-1273	CAWA-20-205273	GELC
Between E252 and Water at Beta	—	07/15/2020	WS	UF	INIT	REG	Inorganic	SW-846:6010C	Silicon Dioxide	SiO2	Y	45.5	—	—	0.053	mg/L	Y	—	NQ	N3B-2020-1273	CAWA-20-205274	GELC
Between E252 and Water at Beta	—	03/29/2021	WS	F	INIT	REG	Inorganic	SW-846:6020B	Silver	Ag	N	0.3	—	—	0.3	µg/L	Y	U	U	N3B-2021-1159	CAWA-21-218381	GELC
Between E252 and Water at Beta	—	03/29/2021	WS	UF	INIT	REG	Inorganic	SW-846:6020B	Silver	Ag	N	0.3	—	—	0.3	µg/L	Y	U	U	N3B-2021-1159	CAWA-21-219608	GELC
Between E252 and Water at Beta	—	07/15/2020	WS	F	INIT	REG	Inorganic	SW-846:6020B	Silver	Ag	N	0.3	—	—	0.3	µg/L	Y	U	U	N3B-2020-1273	CAWA-20-205273	GELC
Between E252 and Water at Beta	—	07/15/2020	WS	UF	INIT	REG	Inorganic	SW-846:6020B	Silver	Ag	N	0.3	—	—	0.3	µg/L	Y	U	U	N3B-2020-1273	CAWA-20-205274	GELC
Between E252 and Water at Beta	—	03/29/2021	WS	F	INIT	REG	Inorganic	SW-846:6010C	Sodium	Na	Y	12.7	—	—	0.1	mg/L	Y	—	NQ	N3B-2021-1159	CAWA-21-218381	GELC
Between E252 and Water at Beta	—	03/29/2021	WS	UF	INIT	REG	Inorganic	SW-846:6010C	Sodium	Na	Y	12.8	—	—	0.1	mg/L	Y	—	NQ	N3B-2021-1159	CAWA-21-219608	GELC
Between E252 and Water at Beta	—	07/15/2020	WS	F	INIT	REG	Inorganic	SW-846:6010C	Sodium	Na	Y	16.2	—	—	0.1	mg/L	Y	N	J-	N3B-2020-1273	CAWA-20-205273	GELC
Between E252 and Water at Beta	—	07/15/2020	WS	UF	INIT	REG	Inorganic	SW-846:6010C	Sodium	Na	Y	15.4	—	—	0.1	mg/L	Y	N	J-	N3B-2020-1273	CAWA-20-205274	GELC
Between E252 and Water at Beta	—	07/15/2020	WS	UF	INIT	REG	RAD	EPA:901.1	Sodium-22	Na-22	N	-0.172	1.21	4.31	—	pCi/L	Y	U	U	N3B-2020-1275	CAWA-20-199055	GELC
Between E252 and Water at Beta	—	03/29/2021	WS	F	INIT	REG	General Chemistry	EPA:120.1	Specific Conductance	SPEC_CONDC	Y	161	—	—	1	uS/cm	Y	—	NQ	N3B-2021-1159	CAWA-21-218381	GELC
Between E252 and Water at Beta	—	07/15/2020	WS	F	INIT	REG	General Chemistry	EPA:120.1	Specific Conductance	SPEC_CONDC	Y	184	—	—	1	uS/cm	Y	—	NQ	N3B-2020-1275	CAWA-20-199056	GELC
Between E252 and Water at Beta	—	03/29/2021	WS	F	INIT	REG	Inorganic	SW-846:6010C	Strontium	Sr	Y	71.3	—	—	1	µg/L	Y	—	NQ	N3B-2021-1159	CAWA-21-218381	GELC
Between E252 and Water at Beta	—	03/29/2021	WS	UF	INIT	REG	Inorganic	SW-846:6010C	Strontium	Sr	Y	71.7	—	—	1	µg/L	Y	—	NQ	N3B-2021-1159	CAWA-21-219608	GELC
Between E252 and Water at Beta	—	07/15/2020	WS	F	INIT	REG	Inorganic	SW-846:6010C	Strontium	Sr	Y	122	—	—	1	µg/L	Y	—	NQ	N3B-2020-1273	CAWA-20-205273	GELC
Between E252 and Water at Beta	—	07/15/2020	WS	UF	INIT	REG	Inorganic	SW-846:6010C	Strontium	Sr	Y	116	—	—	1	µg/L	Y	—	NQ	N3B-2020-1273	CAWA-20-205274	GELC
Between E252 and Water at Beta	—	07/15/2020	WS	UF	INIT	REG	RAD	EPA:905.0	Strontium-90	Sr-90	N	0.293	0.0996	0.319	—	pCi/L	Y	U	U	N3B-2020-1275	CAWA-20-199055	GELC
Between E252 and Water at Beta	—	03/29/2021	WS	UF	INIT	REG	VOC	SW-846:8260D	Styrene	100-42-5	N	0.333	—	—	0.333	µg/L	Y	U	U	N3B-2021-1159	CAWA-21-219608	GELC
Between E252 and Water at Beta	—	07/15/2020	WS	UF	INIT	REG	VOC	SW-846:8260B	Styrene	100-42-5	N	0.3	—	—	0.3	µg/L	Y	U	U	N3B-2020-1273	CAWA-20-205274	GELC
Between E252 and Water at Beta	—	03/29/2021	WS	F	INIT	REG	General Chemistry	EPA:300.0	Sulfate	SO4(-2)	Y	2.7	—	—	0.133	mg/L	Y	—	NQ	N3B-2021-1159	CAWA-21-218381	GELC
Between E252 and Water at Beta	—	07/15/2020	WS	F	INIT	REG	General Chemistry	EPA:300.0	Sulfate	SO4(-2)	Y	3.18	—	—	0.133	mg/L	Y	—	NQ	N3B-2020-1275	CAWA-20-199056	GELC
Between E252 and Water at Beta	—	07/15/2020	WS	UF	INIT	REG	SVOC	SW-846:8270D	Sulfolane	126-33-0	N	3.16	—	—	3.16	µg/L	Y	U	U	N3B-2020-1273	CAWA-20-205274	GELC
Between E252 and Water at Beta	—	03/29/2021	WS	UF	RE	REG	LCMS/MS High Explosives	SW-846:8330B	TATB	3058-38-6	N	1.5	—	—	1.5	µg/L	N	U	R	N3B-2021-1159	CAWA-21-219608	GELC

Table C-1 Analytical Results from the Periodic Monitoring Events Reported in the Periodic Monitoring Report

Location ID	Screen Depth	Sample Date	Sample Type	Field Preparation Code	Analysis Type Code	Sample Purpose	Method Category	Lab Method	Parameter Name	Parameter Code	Detected	Report Result	Lab Uncertainty	Report MDA	Report MDL	Report Unit	Best Value	Lab Qualifier	Validation Qualifier	COC #	Field Sample ID	Lab ID
Between E252 and Water at Beta	—	03/29/2021	WS	UF	INIT	REG	LCMS/MS High Explosives	SW-846:8330B	TATB	3058-38-6	N	0.3	—	—	0.3	µg/L	Y	U	UJ	N3B-2021-1159	CAWA-21-219608	GELC
Between E252 and Water at Beta	—	07/15/2020	WS	UF	INIT	REG	LCMS/MS High Explosives	SW-846:8330B	TATB	3058-38-6	N	0.311	—	—	0.311	µg/L	Y	U	U	N3B-2020-1273	CAWA-20-205274	GELC
Between E252 and Water at Beta	—	07/15/2020	WS	UF	INIT	REG	SVOC	SW-846:8270D	Tetrachlorobenzene[1,2,4,5]	95-94-3	N	3.16	—	—	3.16	µg/L	Y	U	U	N3B-2020-1273	CAWA-20-205274	GELC
Between E252 and Water at Beta	—	07/15/2020	WS	UF	INIT	REG	HRGC/HRMS	SW-846:8290A	Tetrachlorodibenzodioxin[2,3,7,8-]	1746-01-6	N	0.00000149	—	—	0.00000482	µg/L	Y	U	U	N3B-2020-1276	CAWA-20-199055	CFA
Between E252 and Water at Beta	—	07/15/2020	WS	UF	INIT	REG	HRGC/HRMS	SW-846:8290A	Tetrachlorodibenzodioxins (Total)	41903-57-5	N	0	—	—	—	µg/L	Y	U	U	N3B-2020-1276	CAWA-20-199055	CFA
Between E252 and Water at Beta	—	07/15/2020	WS	UF	INIT	REG	HRGC/HRMS	SW-846:8290A	Tetrachlorodibenzofuran[2,3,7,8-]	51207-31-9	N	0.00000135	—	—	0.00000389	µg/L	Y	U	U	N3B-2020-1276	CAWA-20-199055	CFA
Between E252 and Water at Beta	—	07/15/2020	WS	UF	INIT	REG	HRGC/HRMS	SW-846:8290A	Tetrachlorodibenzofurans (Totals)	55722-27-5	N	0	—	—	—	µg/L	Y	U	U	N3B-2020-1276	CAWA-20-199055	CFA
Between E252 and Water at Beta	—	03/29/2021	WS	UF	INIT	REG	VOC	SW-846:8260D	Tetrachloroethane[1,1,1,2-]	630-20-6	N	0.333	—	—	0.333	µg/L	Y	U	U	N3B-2021-1159	CAWA-21-219608	GELC
Between E252 and Water at Beta	—	07/15/2020	WS	UF	INIT	REG	VOC	SW-846:8260B	Tetrachloroethane[1,1,1,2-]	630-20-6	N	0.3	—	—	0.3	µg/L	Y	U	U	N3B-2020-1273	CAWA-20-205274	GELC
Between E252 and Water at Beta	—	03/29/2021	WS	UF	INIT	REG	VOC	SW-846:8260D	Tetrachloroethane[1,1,2,2-]	79-34-5	N	0.333	—	—	0.333	µg/L	Y	U	U	N3B-2021-1159	CAWA-21-219608	GELC
Between E252 and Water at Beta	—	07/15/2020	WS	UF	INIT	REG	VOC	SW-846:8260B	Tetrachloroethane[1,1,2,2-]	79-34-5	N	0.3	—	—	0.3	µg/L	Y	U	U	N3B-2020-1273	CAWA-20-205274	GELC
Between E252 and Water at Beta	—	03/29/2021	WS	UF	INIT	REG	VOC	SW-846:8260D	Tetrachloroethene	127-18-4	N	0.333	—	—	0.333	µg/L	Y	U	U	N3B-2021-1159	CAWA-21-219608	GELC
Between E252 and Water at Beta	—	07/15/2020	WS	UF	INIT	REG	VOC	SW-846:8260B	Tetrachloroethene	127-18-4	N	0.3	—	—	0.3	µg/L	Y	U	U	N3B-2020-1273	CAWA-20-205274	GELC
Between E252 and Water at Beta	—	07/15/2020	WS	UF	INIT	REG	SVOC	SW-846:8270D	Tetrachlorophenol[2,3,4,6-]	58-90-2	N	3.16	—	—	3.16	µg/L	Y	U	U	N3B-2020-1273	CAWA-20-205274	GELC
Between E252 and Water at Beta	—	03/29/2021	WS	UF	RE	REG	LCMS/MS High Explosives	SW-846:8330B	Tetryl	479-45-8	N	0.4	—	—	0.4	µg/L	N	U	R	N3B-2021-1159	CAWA-21-219608	GELC
Between E252 and Water at Beta	—	03/29/2021	WS	UF	INIT	REG	LCMS/MS High Explosives	SW-846:8330B	Tetryl	479-45-8	N	0.08	—	—	0.08	µg/L	Y	U	UJ	N3B-2021-1159	CAWA-21-219608	GELC
Between E252 and Water at Beta	—	07/15/2020	WS	UF	INIT	REG	LCMS/MS High Explosives	SW-846:8330B	Tetryl	479-45-8	N	0.0829	—	—	0.0829	µg/L	Y	U	U	N3B-2020-1273	CAWA-20-205274	GELC
Between E252 and Water at Beta	—	03/29/2021	WS	F	INIT	REG	Inorganic	SW-846:6020B	Thallium	Tl	N	0.6	—	—	0.6	µg/L	Y	U	U	N3B-2021-1159	CAWA-21-218381	GELC
Between E252 and Water at Beta	—	03/29/2021	WS	UF	INIT	REG	Inorganic	SW-846:6020B	Thallium	Tl	N	0.6	—	—	0.6	µg/L	Y	U	U	N3B-2021-1159	CAWA-21-219608	GELC
Between E252 and Water at Beta	—	07/15/2020	WS	F	INIT	REG	Inorganic	SW-846:6020B	Thallium	Tl	N	0.6	—	—	0.6	µg/L	Y	U	U	N3B-2020-1273	CAWA-20-205273	GELC
Between E252 and Water at Beta	—	07/15/2020	WS	UF	INIT	REG	Inorganic	SW-846:6020B	Thallium	Tl	N	0.6	—	—	0.6	µg/L	Y	U	U	N3B-2020-1273	CAWA-20-205274	GELC
Between E252 and Water at Beta	—	03/29/2021	WS	F	INIT	REG	Inorganic	SW-846:6010C	Tin	Sn	Y	2.51	—	—	2.5	µg/L	Y	J	J	N3B-2021-1159	CAWA-21-218381	GELC
Between E252 and Water at Beta	—	03/29/2021	WS	UF	INIT	REG	Inorganic	SW-846:6010C	Tin	Sn	N	2.5	—	—	2.5	µg/L	Y	U	U	N3B-2021-1159	CAWA-21-219608	GELC
Between E252 and Water at Beta	—	07/15/2020	WS	F	INIT	REG	Inorganic	SW-846:6010C	Tin	Sn	N	2.5	—	—	2.5	µg/L	Y	U	U	N3B-2020-1273	CAWA-20-205273	GELC
Between E252 and Water at Beta	—	07/15/2020	WS	UF	INIT	REG	Inorganic	SW-846:6010C	Tin	Sn	N	2.5	—	—	2.5	µg/L	Y	U	U	N3B-2020-1273	CAWA-20-205274	GELC
Between E252 and Water at Beta	—	03/29/2021	WS	UF	RE	REG	LCMS/MS High Explosives	SW-846:8330B	TNX	TNX	N	0.4	—	—	0.4	µg/L	N	U	R	N3B-2021-1159	CAWA-21-219608	GELC
Between E252 and Water at Beta	—	03/29/2021	WS	UF	INIT	REG	LCMS/MS High Explosives	SW-846:8330B	TNX	TNX	N	0.08	—	—	0.08	µg/L	Y	U	UJ	N3B-2021-1159	CAWA-21-219608	GELC
Between E252 and Water at Beta	—	07/15/2020	WS	UF	INIT	REG	LCMS/MS High Explosives	SW-846:8330B	TNX	TNX	N	0.0829	—	—	0.0829	µg/L	Y	U	U	N3B-2020-1273	CAWA-20-205274	GELC
Between E252 and Water at Beta	—	03/29/2021	WS	UF	INIT	REG	VOC	SW-846:8260D	Toluene	108-88-3	N	0.333	—	—	0.333	µg/L	Y	U	U	N3B-2021-1159	CAWA-21-219608	GELC
Between E252 and Water at Beta	—	07/15/2020	WS	UF	INIT	REG	VOC	SW-846:8260B	Toluene	108-88-3	N	0.3	—	—	0.3	µg/L	Y	U	U	N3B-2020-1273	CAWA-20-205274	GELC
Between E252 and Water at Beta	—	03/29/2021	WS	F	INIT	REG	General Chemistry	EPA:160.1	Total Dissolved Solids	TDS	Y	103	—	—	3.4	mg/L	Y	—	NQ	N3B-2021-1159	CAWA-21-218381	GELC

Table C-1 Analytical Results from the Periodic Monitoring Events Reported in the Periodic Monitoring Report

Location ID	Screen Depth	Sample Date	Sample Type	Field Preparation Code	Analysis Type Code	Sample Purpose	Method Category	Lab Method	Parameter Name	Parameter Code	Detected	Report Result	Lab Uncertainty	Report MDA	Report MDL	Report Unit	Best Value	Lab Qualifier	Validation Qualifier	COC #	Field Sample ID	Lab ID
Between E252 and Water at Beta	—	07/15/2020	WS	F	INIT	REG	General Chemistry	EPA:160.1	Total Dissolved Solids	TDS	Y	153	—	—	3.4	mg/L	Y	—	NQ	N3B-2020-1275	CAWA-20-199056	GELC
Between E252 and Water at Beta	—	03/29/2021	WS	UF	INIT	REG	General Chemistry	EPA:351.2	Total Kjeldahl Nitrogen	TKN	N	0.076	—	—	0.033	mg/L	Y	J	U	N3B-2021-1159	CAWA-21-219608	GELC
Between E252 and Water at Beta	—	07/15/2020	WS	UF	INIT	REG	General Chemistry	EPA:351.2	Total Kjeldahl Nitrogen	TKN	Y	0.125	—	—	0.033	mg/L	Y	—	J+	N3B-2020-1275	CAWA-20-199055	GELC
Between E252 and Water at Beta	—	03/29/2021	WS	UF	INIT	REG	General Chemistry	SW-846:9060A	Total Organic Carbon	TOC	Y	1.72	—	—	0.33	mg/L	Y	—	NQ	N3B-2021-1159	CAWA-21-219608	GELC
Between E252 and Water at Beta	—	07/15/2020	WS	UF	INIT	REG	General Chemistry	SW-846:9060A	Total Organic Carbon	TOC	Y	2.92	—	—	0.33	mg/L	Y	—	NQ	N3B-2020-1275	CAWA-20-199055	GELC
Between E252 and Water at Beta	—	03/29/2021	WS	UF	INIT	REG	LCMS/MS	EPA:537M	Total PFAS 3a	PFAS-Tot-3a	N	0	—	—	—	ng/L	Y	U	U	N3B-2021-1159	CAWA-21-219608	GELC
Between E252 and Water at Beta	—	07/15/2020	WS	UF	INIT	REG	LCMS/MS	EPA:537M	Total PFAS 3a	PFAS-Tot-3a	N	0	—	—	—	ng/L	Y	U	U	N3B-2020-1275	CAWA-20-199055	GELC
Between E252 and Water at Beta	—	03/29/2021	WS	F	INIT	REG	General Chemistry	EPA:365.4	Total Phosphate as Phosphorus	PO4-P	Y	0.0382	—	—	0.02	mg/L	Y	J	J	N3B-2021-1159	CAWA-21-218381	GELC
Between E252 and Water at Beta	—	07/15/2020	WS	F	INIT	REG	General Chemistry	EPA:365.4	Total Phosphate as Phosphorus	PO4-P	Y	0.087	—	—	0.02	mg/L	Y	—	NQ	N3B-2020-1275	CAWA-20-199056	GELC
Between E252 and Water at Beta	—	03/29/2021	WS	UF	INIT	REG	VOC	SW-846:8260D	Trichloro-1,2,2-trifluoroethane[1,1,2-]	76-13-1	N	2.98	—	—	2.98	µg/L	Y	U	U	N3B-2021-1159	CAWA-21-219608	GELC
Between E252 and Water at Beta	—	07/15/2020	WS	UF	INIT	REG	VOC	SW-846:8260B	Trichloro-1,2,2-trifluoroethane[1,1,2-]	76-13-1	N	2	—	—	2	µg/L	Y	U	U	N3B-2020-1273	CAWA-20-205274	GELC
Between E252 and Water at Beta	—	03/29/2021	WS	UF	INIT	REG	VOC	SW-846:8260D	Trichlorobenzene[1,2,3-]	87-61-6	N	0.333	—	—	0.333	µg/L	Y	U	U	N3B-2021-1159	CAWA-21-219608	GELC
Between E252 and Water at Beta	—	07/15/2020	WS	UF	INIT	REG	VOC	SW-846:8260B	Trichlorobenzene[1,2,3-]	87-61-6	N	0.3	—	—	0.3	µg/L	Y	U	U	N3B-2020-1273	CAWA-20-205274	GELC
Between E252 and Water at Beta	—	03/29/2021	WS	UF	INIT	REG	VOC	SW-846:8260D	Trichlorobenzene[1,2,4-]	120-82-1	N	0.333	—	—	0.333	µg/L	Y	U	U	N3B-2021-1159	CAWA-21-219608	GELC
Between E252 and Water at Beta	—	07/15/2020	WS	UF	INIT	REG	VOC	SW-846:8260B	Trichlorobenzene[1,2,4-]	120-82-1	N	0.3	—	—	0.3	µg/L	Y	U	U	N3B-2020-1273	CAWA-20-205274	GELC
Between E252 and Water at Beta	—	07/15/2020	WS	UF	INIT	REG	SVOC	SW-846:8270D	Trichlorobenzene[1,2,4-]	120-82-1	N	3.16	—	—	3.16	µg/L	Y	U	U	N3B-2020-1273	CAWA-20-205274	GELC
Between E252 and Water at Beta	—	03/29/2021	WS	UF	INIT	REG	VOC	SW-846:8260D	Trichloroethane[1,1,1-]	71-55-6	N	0.333	—	—	0.333	µg/L	Y	U	U	N3B-2021-1159	CAWA-21-219608	GELC
Between E252 and Water at Beta	—	07/15/2020	WS	UF	INIT	REG	VOC	SW-846:8260B	Trichloroethane[1,1,1-]	71-55-6	N	0.3	—	—	0.3	µg/L	Y	U	U	N3B-2020-1273	CAWA-20-205274	GELC
Between E252 and Water at Beta	—	03/29/2021	WS	UF	INIT	REG	VOC	SW-846:8260D	Trichloroethane[1,1,2-]	79-00-5	N	0.333	—	—	0.333	µg/L	Y	U	U	N3B-2021-1159	CAWA-21-219608	GELC
Between E252 and Water at Beta	—	07/15/2020	WS	UF	INIT	REG	VOC	SW-846:8260B	Trichloroethane[1,1,2-]	79-00-5	N	0.3	—	—	0.3	µg/L	Y	U	U	N3B-2020-1273	CAWA-20-205274	GELC
Between E252 and Water at Beta	—	03/29/2021	WS	UF	INIT	REG	VOC	SW-846:8260D	Trichloroethene	79-01-6	N	0.333	—	—	0.333	µg/L	Y	U	U	N3B-2021-1159	CAWA-21-219608	GELC
Between E252 and Water at Beta	—	07/15/2020	WS	UF	INIT	REG	VOC	SW-846:8260B	Trichloroethene	79-01-6	N	0.3	—	—	0.3	µg/L	Y	U	U	N3B-2020-1273	CAWA-20-205274	GELC
Between E252 and Water at Beta	—	03/29/2021	WS	UF	INIT	REG	VOC	SW-846:8260D	Trichlorofluoromethane	75-69-4	N	0.333	—	—	0.333	µg/L	Y	U	U	N3B-2021-1159	CAWA-21-219608	GELC
Between E252 and Water at Beta	—	07/15/2020	WS	UF	INIT	REG	VOC	SW-846:8260B	Trichlorofluoromethane	75-69-4	N	0.3	—	—	0.3	µg/L	Y	U	U	N3B-2020-1273	CAWA-20-205274	GELC
Between E252 and Water at Beta	—	07/15/2020	WS	UF	INIT	REG	SVOC	SW-846:8270D	Trichlorophenol[2,4,5-]	95-95-4	N	3.16	—	—	3.16	µg/L	Y	U	U	N3B-2020-1273	CAWA-20-205274	GELC
Between E252 and Water at Beta	—	07/15/2020	WS	UF	INIT	REG	SVOC	SW-846:8270D	Trichlorophenol[2,4,6-]	88-06-2	N	3.16	—	—	3.16	µg/L	Y	U	U	N3B-2020-1273	CAWA-20-205274	GELC
Between E252 and Water at Beta	—	03/29/2021	WS	UF	INIT	REG	VOC	SW-846:8260D	Trichloropropane[1,2,3-]	96-18-4	N	0.333	—	—	0.333	µg/L	Y	U	U	N3B-2021-1159	CAWA-21-219608	GELC
Between E252 and Water at Beta	—	07/15/2020	WS	UF	INIT	REG	VOC	SW-846:8260B	Trichloropropane[1,2,3-]	96-18-4	N	0.3	—	—	0.3	µg/L	Y	U	U	N3B-2020-1273	CAWA-20-205274	GELC
Between E252 and Water at Beta	—	03/29/2021	WS	UF	INIT	REG	VOC	SW-846:8260D	Trimethylbenzene[1,2,4-]	95-63-6	N	0.333	—	—	0.333	µg/L	Y	U	U	N3B-2021-1159	CAWA-21-219608	GELC
Between E252 and Water at Beta	—	07/15/2020	WS	UF	INIT	REG	VOC	SW-846:8260B	Trimethylbenzene[1,2,4-]	95-63-6	N	0.3	—	—	0.3	µg/L	Y	U	U	N3B-2020-1273	CAWA-20-205274	GELC
Between E252 and Water at Beta	—	03/29/2021	WS	UF	INIT	REG	VOC	SW-846:8260D	Trimethylbenzene[1,3,5-]	108-67-8	N	0.667	—	—	0.667	µg/L	Y	U	U	N3B-2021-1159	CAWA-21-219608	GELC

Table C-1 Analytical Results from the Periodic Monitoring Events Reported in the Periodic Monitoring Report

Location ID	Screen Depth	Sample Date	Sample Type	Field Preparation Code	Analysis Type Code	Sample Purpose	Method Category	Lab Method	Parameter Name	Parameter Code	Detected	Report Result	Lab Uncertainty	Report MDA	Report MDL	Report Unit	Best Value	Lab Qualifier	Validation Qualifier	COC #	Field Sample ID	Lab ID
Between E252 and Water at Beta	—	07/15/2020	WS	UF	INIT	REG	VOC	SW-846:8260B	Trimethylbenzene[1,3,5-]	108-67-8	N	0.3	—	—	0.3	µg/L	Y	U	U	N3B-2020-1273	CAWA-20-205274	GELC
Between E252 and Water at Beta	—	03/29/2021	WS	UF	RE	REG	LCMS/MS High Explosives	SW-846:8330B	Trinitrobenzene[1,3,5-]	99-35-4	N	0.4	—	—	0.4	µg/L	N	U	R	N3B-2021-1159	CAWA-21-219608	GELC
Between E252 and Water at Beta	—	03/29/2021	WS	UF	INIT	REG	LCMS/MS High Explosives	SW-846:8330B	Trinitrobenzene[1,3,5-]	99-35-4	N	0.08	—	—	0.08	µg/L	Y	U	UJ	N3B-2021-1159	CAWA-21-219608	GELC
Between E252 and Water at Beta	—	07/15/2020	WS	UF	INIT	REG	LCMS/MS High Explosives	SW-846:8330B	Trinitrobenzene[1,3,5-]	99-35-4	N	0.0829	—	—	0.0829	µg/L	Y	U	U	N3B-2020-1273	CAWA-20-205274	GELC
Between E252 and Water at Beta	—	03/29/2021	WS	UF	RE	REG	LCMS/MS High Explosives	SW-846:8330B	Trinitrotoluene[2,4,6-]	118-96-7	N	0.4	—	—	0.4	µg/L	N	U	R	N3B-2021-1159	CAWA-21-219608	GELC
Between E252 and Water at Beta	—	03/29/2021	WS	UF	INIT	REG	LCMS/MS High Explosives	SW-846:8330B	Trinitrotoluene[2,4,6-]	118-96-7	N	0.08	—	—	0.08	µg/L	Y	U	UJ	N3B-2021-1159	CAWA-21-219608	GELC
Between E252 and Water at Beta	—	07/15/2020	WS	UF	INIT	REG	LCMS/MS High Explosives	SW-846:8330B	Trinitrotoluene[2,4,6-]	118-96-7	N	0.0829	—	—	0.0829	µg/L	Y	U	U	N3B-2020-1273	CAWA-20-205274	GELC
Between E252 and Water at Beta	—	03/29/2021	WS	UF	RE	REG	LCMS/MS High Explosives	SW-846:8330B	Tris (o-cresyl) phosphate	78-30-8	N	1.5	—	—	1.5	µg/L	N	U	R	N3B-2021-1159	CAWA-21-219608	GELC
Between E252 and Water at Beta	—	03/29/2021	WS	UF	INIT	REG	LCMS/MS High Explosives	SW-846:8330B	Tris (o-cresyl) phosphate	78-30-8	N	0.3	—	—	0.3	µg/L	Y	U	UJ	N3B-2021-1159	CAWA-21-219608	GELC
Between E252 and Water at Beta	—	07/15/2020	WS	UF	INIT	REG	LCMS/MS High Explosives	SW-846:8330B	Tris (o-cresyl) phosphate	78-30-8	N	0.311	—	—	0.311	µg/L	Y	U	U	N3B-2020-1273	CAWA-20-205274	GELC
Between E252 and Water at Beta	—	03/29/2021	WS	F	INIT	REG	Inorganic	SW-846:6020B	Uranium	U	N	0.067	—	—	0.067	µg/L	Y	U	U	N3B-2021-1159	CAWA-21-218381	GELC
Between E252 and Water at Beta	—	03/29/2021	WS	UF	INIT	REG	Inorganic	SW-846:6020B	Uranium	U	N	0.067	—	—	0.067	µg/L	Y	U	U	N3B-2021-1159	CAWA-21-219608	GELC
Between E252 and Water at Beta	—	07/15/2020	WS	F	INIT	REG	Inorganic	SW-846:6020B	Uranium	U	N	0.067	—	—	0.067	µg/L	Y	U	U	N3B-2020-1273	CAWA-20-205273	GELC
Between E252 and Water at Beta	—	07/15/2020	WS	UF	INIT	REG	Inorganic	SW-846:6020B	Uranium	U	N	0.067	—	—	0.067	µg/L	Y	U	U	N3B-2020-1273	CAWA-20-205274	GELC
Between E252 and Water at Beta	—	07/15/2020	WS	UF	INIT	REG	RAD	HASL-300:ISOU	Uranium-234	U-234	N	0.0141	0.0256	0.161	—	pCi/L	Y	U	U	N3B-2020-1275	CAWA-20-199055	GELC
Between E252 and Water at Beta	—	07/15/2020	WS	UF	INIT	REG	RAD	HASL-300:ISOU	Uranium-235/236	U-235/236	N	0.00644	0.0183	0.127	—	pCi/L	Y	U	U	N3B-2020-1275	CAWA-20-199055	GELC
Between E252 and Water at Beta	—	07/15/2020	WS	UF	INIT	REG	RAD	HASL-300:ISOU	Uranium-238	U-238	N	0.0156	0.021	0.151	—	pCi/L	Y	U	U	N3B-2020-1275	CAWA-20-199055	GELC
Between E252 and Water at Beta	—	03/29/2021	WS	F	INIT	REG	Inorganic	SW-846:6010C	Vanadium	V	Y	2.98	—	—	1	µg/L	Y	J	J	N3B-2021-1159	CAWA-21-218381	GELC
Between E252 and Water at Beta	—	03/29/2021	WS	UF	INIT	REG	Inorganic	SW-846:6010C	Vanadium	V	Y	3.07	—	—	1	µg/L	Y	J	J	N3B-2021-1159	CAWA-21-219608	GELC
Between E252 and Water at Beta	—	07/15/2020	WS	F	INIT	REG	Inorganic	SW-846:6010C	Vanadium	V	Y	3.3	—	—	1	µg/L	Y	J	J	N3B-2020-1273	CAWA-20-205273	GELC
Between E252 and Water at Beta	—	07/15/2020	WS	UF	INIT	REG	Inorganic	SW-846:6010C	Vanadium	V	Y	2.88	—	—	1	µg/L	Y	J	J	N3B-2020-1273	CAWA-20-205274	GELC
Between E252 and Water at Beta	—	03/29/2021	WS	UF	INIT	REG	VOC	SW-846:8260D	Vinyl acetate	108-05-4	N	1.67	—	—	1.67	µg/L	Y	U	U	N3B-2021-1159	CAWA-21-219608	GELC
Between E252 and Water at Beta	—	07/15/2020	WS	UF	INIT	REG	VOC	SW-846:8260B	Vinyl acetate	108-05-4	N	1.5	—	—	1.5	µg/L	Y	U	U	N3B-2020-1273	CAWA-20-205274	GELC
Between E252 and Water at Beta	—	03/29/2021	WS	UF	INIT	REG	VOC	SW-846:8260D	Vinyl Chloride	75-01-4	N	0.333	—	—	0.333	µg/L	Y	U	U	N3B-2021-1159	CAWA-21-219608	GELC
Between E252 and Water at Beta	—	07/15/2020	WS	UF	INIT	REG	VOC	SW-846:8260B	Vinyl Chloride	75-01-4	N	0.3	—	—	0.3	µg/L	Y	U	U	N3B-2020-1273	CAWA-20-205274	GELC
Between E252 and Water at Beta	—	03/29/2021	WS	UF	INIT	REG	VOC	SW-846:8260D	Xylene[1,2-]	95-47-6	N	0.333	—	—	0.333	µg/L	Y	U	U	N3B-2021-1159	CAWA-21-219608	GELC
Between E252 and Water at Beta	—	07/15/2020	WS	UF	INIT	REG	VOC	SW-846:8260B	Xylene[1,2-]	95-47-6	N	0.3	—	—	0.3	µg/L	Y	U	U	N3B-2020-1273	CAWA-20-205274	GELC
Between E252 and Water at Beta	—	03/29/2021	WS	UF	INIT	REG	VOC	SW-846:8260D	Xylene[1,3-]+Xylene[1,4-]	Xylene[m+p]	N	0.667	—	—	0.667	µg/L	Y	U	U	N3B-2021-1159	CAWA-21-219608	GELC
Between E252 and Water at Beta	—	07/15/2020	WS	UF	INIT	REG	VOC	SW-846:8260B	Xylene[1,3-]+Xylene[1,4-]	Xylene[m+p]	N	0.3	—	—	0.3	µg/L	Y	U	U	N3B-2020-1273	CAWA-20-205274	GELC
Between E252 and Water at Beta	—	03/29/2021	WS	F	INIT	REG	Inorganic	SW-846:6010C	Zinc	Zn	Y	3.31	—	—	3.3	µg/L	Y	J	J	N3B-2021-1159	CAWA-21-218381	GELC
Between E252 and Water at Beta	—	03/29/2021	WS	UF	INIT	REG	Inorganic	SW-846:6010C	Zinc	Zn	N	3.3	—	—	3.3	µg/L	Y	U	U	N3B-2021-1159	CAWA-21-219608	GELC

Table C-1 Analytical Results from the Periodic Monitoring Events Reported in the Periodic Monitoring Report

Location ID	Screen Depth	Sample Date	Sample Type	Field Preparation Code	Analysis Type Code	Sample Purpose	Method Category	Lab Method	Parameter Name	Parameter Code	Detected	Report Result	Lab Uncertainty	Report MDA	Report MDL	Report Unit	Best Value	Lab Qualifier	Validation Qualifier	COC #	Field Sample ID	Lab ID
Between E252 and Water at Beta	—	07/15/2020	WS	F	INIT	REG	Inorganic	SW-846:6010C	Zinc	Zn	N	7.18	—	—	3.3	µg/L	Y	J	U	N3B-2020-1273	CAWA-20-205273	GELC
Between E252 and Water at Beta	—	07/15/2020	WS	UF	INIT	REG	Inorganic	SW-846:6010C	Zinc	Zn	N	6.7	—	—	3.3	µg/L	Y	J	U	N3B-2020-1273	CAWA-20-205274	GELC
Paj bel S-N Anch E Basin conf	—	03/16/2021	WS	UF	INIT	REG	LCMS/MS High Explosives	SW-846:8330B	2,4-Diamino-6-nitrotoluene	6629-29-4	N	0.556	—	—	0.556	µg/L	Y	U	U	N3B-2021-1070	CAPA-21-218367	GELC
Paj bel S-N Anch E Basin conf	—	03/16/2021	WS	UF	INIT	REG	LCMS/MS High Explosives	SW-846:8330B	2,6-Diamino-4-nitrotoluene	59229-75-3	N	0.556	—	—	0.556	µg/L	Y	U	U	N3B-2021-1070	CAPA-21-218367	GELC
Paj bel S-N Anch E Basin conf	—	03/16/2021	WS	UF	INIT	REG	LCMS/MS High Explosives	SW-846:8330B	3,5-Dinitroaniline	618-87-1	N	0.333	—	—	0.333	µg/L	Y	U	U	N3B-2021-1070	CAPA-21-218367	GELC
Paj bel S-N Anch E Basin conf	—	03/16/2021	WS	UF	INIT	REG	VOC	SW-846:8260B	Acetone	67-64-1	N	5.11	—	—	1.5	µg/L	Y	BJ	U	N3B-2021-1070	CAPA-21-218367	GELC
Paj bel S-N Anch E Basin conf	—	03/16/2021	WS	UF	INIT	REG	VOC	SW-846:8260B	Acetonitrile	75-05-8	N	8	—	—	8	µg/L	Y	U	U	N3B-2021-1070	CAPA-21-218367	GELC
Paj bel S-N Anch E Basin conf	—	03/16/2021	WS	F	INIT	REG	General Chemistry	EPA:150.1	Acidity or Alkalinity of a solution	pH	Y	7.56	—	—	0.01	SU	Y	H	J	N3B-2021-1070	CAPA-21-218366	GELC
Paj bel S-N Anch E Basin conf	—	03/16/2021	WS	UF	INIT	REG	VOC	SW-846:8260B	Acrolein	107-02-8	N	1.5	—	—	1.5	µg/L	Y	U	U	N3B-2021-1070	CAPA-21-218367	GELC
Paj bel S-N Anch E Basin conf	—	03/16/2021	WS	UF	INIT	REG	VOC	SW-846:8260B	Acrylonitrile	107-13-1	N	1.5	—	—	1.5	µg/L	Y	U	U	N3B-2021-1070	CAPA-21-218367	GELC
Paj bel S-N Anch E Basin conf	—	03/16/2021	WS	F	INIT	REG	General Chemistry	EPA:310.1	Alkalinity-CO3	ALK-CO3	N	1.45	—	—	1.45	mg/L	Y	U	U	N3B-2021-1070	CAPA-21-218366	GELC
Paj bel S-N Anch E Basin conf	—	03/16/2021	WS	F	INIT	REG	General Chemistry	EPA:310.1	Alkalinity-CO3+HCO3	ALK-CO3+HCO3	Y	32.8	—	—	1.45	mg/L	Y	—	NQ	N3B-2021-1070	CAPA-21-218366	GELC
Paj bel S-N Anch E Basin conf	—	03/16/2021	WS	F	INIT	REG	Inorganic	SW-846:6010C	Aluminum	Al	Y	105	—	—	68	µg/L	Y	J	J	N3B-2021-1070	CAPA-21-218366	GELC
Paj bel S-N Anch E Basin conf	—	03/16/2021	WS	UF	INIT	REG	Inorganic	SW-846:6010C	Aluminum	Al	Y	330	—	—	68	µg/L	Y	—	NQ	N3B-2021-1070	CAPA-21-218367	GELC
Paj bel S-N Anch E Basin conf	—	03/16/2021	WS	UF	INIT	REG	LCMS/MS High Explosives	SW-846:8330B	Amino-2,6-dinitrotoluene[4-]	19406-51-0	N	0.0889	—	—	0.0889	µg/L	Y	U	U	N3B-2021-1070	CAPA-21-218367	GELC
Paj bel S-N Anch E Basin conf	—	03/16/2021	WS	UF	INIT	REG	LCMS/MS High Explosives	SW-846:8330B	Amino-4,6-dinitrotoluene[2-]	35572-78-2	N	0.0889	—	—	0.0889	µg/L	Y	U	U	N3B-2021-1070	CAPA-21-218367	GELC
Paj bel S-N Anch E Basin conf	—	03/16/2021	WS	F	INIT	REG	General Chemistry	EPA:350.1	Ammonia as Nitrogen	NH3-N	Y	0.04	—	—	0.017	mg/L	Y	J	J-	N3B-2021-1070	CAPA-21-218366	GELC
Paj bel S-N Anch E Basin conf	—	03/16/2021	WS	F	INIT	REG	Inorganic	SW-846:6020B	Antimony	Sb	N	1	—	—	1	µg/L	Y	U	U	N3B-2021-1070	CAPA-21-218366	GELC
Paj bel S-N Anch E Basin conf	—	03/16/2021	WS	UF	INIT	REG	Inorganic	SW-846:6020B	Antimony	Sb	N	1	—	—	1	µg/L	Y	U	U	N3B-2021-1070	CAPA-21-218367	GELC
Paj bel S-N Anch E Basin conf	—	03/16/2021	WS	F	INIT	REG	Inorganic	SW-846:6020B	Arsenic	As	Y	3.47	—	—	2	µg/L	Y	J	J	N3B-2021-1070	CAPA-21-218366	GELC
Paj bel S-N Anch E Basin conf	—	03/16/2021	WS	UF	INIT	REG	Inorganic	SW-846:6020B	Arsenic	As	Y	3.71	—	—	2	µg/L	Y	J	J	N3B-2021-1070	CAPA-21-218367	GELC
Paj bel S-N Anch E Basin conf	—	03/16/2021	WS	F	INIT	REG	Inorganic	SW-846:6010C	Barium	Ba	Y	60.1	—	—	1	µg/L	Y	—	NQ	N3B-2021-1070	CAPA-21-218366	GELC
Paj bel S-N Anch E Basin conf	—	03/16/2021	WS	UF	INIT	REG	Inorganic	SW-846:6010C	Barium	Ba	Y	60.5	—	—	1	µg/L	Y	—	NQ	N3B-2021-1070	CAPA-21-218367	GELC
Paj bel S-N Anch E Basin conf	—	03/16/2021	WS	UF	INIT	REG	VOC	SW-846:8260B	Benzene	71-43-2	N	0.3	—	—	0.3	µg/L	Y	U	U	N3B-2021-1070	CAPA-21-218367	GELC
Paj bel S-N Anch E Basin conf	—	03/16/2021	WS	F	INIT	REG	Inorganic	SW-846:6010C	Beryllium	Be	N	1	—	—	1	µg/L	Y	U	U	N3B-2021-1070	CAPA-21-218366	GELC
Paj bel S-N Anch E Basin conf	—	03/16/2021	WS	UF	INIT	REG	Inorganic	SW-846:6010C	Beryllium	Be	N	1	—	—	1	µg/L	Y	U	U	N3B-2021-1070	CAPA-21-218367	GELC
Paj bel S-N Anch E Basin conf	—	03/16/2021	WS	F	INIT	REG	Inorganic	SW-846:6010C	Boron	B	N	15	—	—	15	µg/L	Y	U	U	N3B-2021-1070	CAPA-21-218366	GELC
Paj bel S-N Anch E Basin conf	—	03/16/2021	WS	UF	INIT	REG	Inorganic	SW-846:6010C	Boron	B	N	15	—	—	15	µg/L	Y	U	U	N3B-2021-1070	CAPA-21-218367	GELC
Paj bel S-N Anch E Basin conf	—	03/16/2021	WS	F	INIT	REG	General Chemistry	EPA:300.0	Bromide	Br(-1)	N	0.067	—	—	0.067	mg/L	Y	U	U	N3B-2021-1070	CAPA-21-218366	GELC
Paj bel S-N Anch E Basin conf	—	03/16/2021	WS	UF	INIT	REG	VOC	SW-846:8260B	Bromobenzene	108-86-1	N	0.3	—	—	0.3	µg/L	Y	U	U	N3B-2021-1070	CAPA-21-218367	GELC
Paj bel S-N Anch E Basin conf	—	03/16/2021	WS	UF	INIT	REG	VOC	SW-846:8260B	Bromochloromethane	74-97-5	N	0.3	—	—	0.3	µg/L	Y	U	U	N3B-2021-1070	CAPA-21-218367	GELC

Table C-1 Analytical Results from the Periodic Monitoring Events Reported in the Periodic Monitoring Report

Location ID	Screen Depth	Sample Date	Sample Type	Field Preparation Code	Analysis Type Code	Sample Purpose	Method Category	Lab Method	Parameter Name	Parameter Code	Detected	Report Result	Lab Uncertainty	Report MDA	Report MDL	Report Unit	Best Value	Lab Qualifier	Validation Qualifier	COC #	Field Sample ID	Lab ID
Paj bel S-N Anch E Basin conf	—	03/16/2021	WS	UF	INIT	REG	VOC	SW-846:8260B	Bromodichloromethane	75-27-4	N	0.3	—	—	0.3	µg/L	Y	U	U	N3B-2021-1070	CAPA-21-218367	GELC
Paj bel S-N Anch E Basin conf	—	03/16/2021	WS	UF	INIT	REG	VOC	SW-846:8260B	Bromoform	75-25-2	N	0.3	—	—	0.3	µg/L	Y	U	U	N3B-2021-1070	CAPA-21-218367	GELC
Paj bel S-N Anch E Basin conf	—	03/16/2021	WS	UF	INIT	REG	VOC	SW-846:8260B	Bromomethane	74-83-9	N	0.3	—	—	0.3	µg/L	Y	U	U	N3B-2021-1070	CAPA-21-218367	GELC
Paj bel S-N Anch E Basin conf	—	03/16/2021	WS	UF	INIT	REG	VOC	SW-846:8260B	Butanol[1-]	71-36-3	N	15	—	—	15	µg/L	Y	U	UJ	N3B-2021-1070	CAPA-21-218367	GELC
Paj bel S-N Anch E Basin conf	—	03/16/2021	WS	UF	INIT	REG	VOC	SW-846:8260B	Butanone[2-]	78-93-3	N	1.5	—	—	1.5	µg/L	Y	U	U	N3B-2021-1070	CAPA-21-218367	GELC
Paj bel S-N Anch E Basin conf	—	03/16/2021	WS	UF	INIT	REG	VOC	SW-846:8260B	Butylbenzene[n-]	104-51-8	N	0.3	—	—	0.3	µg/L	Y	U	UJ	N3B-2021-1070	CAPA-21-218367	GELC
Paj bel S-N Anch E Basin conf	—	03/16/2021	WS	UF	INIT	REG	VOC	SW-846:8260B	Butylbenzene[sec-]	135-98-8	N	0.3	—	—	0.3	µg/L	Y	U	UJ	N3B-2021-1070	CAPA-21-218367	GELC
Paj bel S-N Anch E Basin conf	—	03/16/2021	WS	UF	INIT	REG	VOC	SW-846:8260B	Butylbenzene[tert-]	98-06-6	N	0.3	—	—	0.3	µg/L	Y	U	U	N3B-2021-1070	CAPA-21-218367	GELC
Paj bel S-N Anch E Basin conf	—	03/16/2021	WS	F	INIT	REG	Inorganic	SW-846:6020B	Cadmium	Cd	N	0.3	—	—	0.3	µg/L	Y	U	U	N3B-2021-1070	CAPA-21-218366	GELC
Paj bel S-N Anch E Basin conf	—	03/16/2021	WS	UF	INIT	REG	Inorganic	SW-846:6020B	Cadmium	Cd	N	0.3	—	—	0.3	µg/L	Y	U	U	N3B-2021-1070	CAPA-21-218367	GELC
Paj bel S-N Anch E Basin conf	—	03/16/2021	WS	F	INIT	REG	Inorganic	SW-846:6010C	Calcium	Ca	Y	16.2	—	—	0.05	mg/L	Y	—	NQ	N3B-2021-1070	CAPA-21-218366	GELC
Paj bel S-N Anch E Basin conf	—	03/16/2021	WS	UF	INIT	REG	Inorganic	SW-846:6010C	Calcium	Ca	Y	16.3	—	—	0.05	mg/L	Y	—	NQ	N3B-2021-1070	CAPA-21-218367	GELC
Paj bel S-N Anch E Basin conf	—	03/16/2021	WS	UF	INIT	REG	VOC	SW-846:8260B	Carbon Disulfide	75-15-0	N	1.5	—	—	1.5	µg/L	Y	U	U	N3B-2021-1070	CAPA-21-218367	GELC
Paj bel S-N Anch E Basin conf	—	03/16/2021	WS	UF	INIT	REG	VOC	SW-846:8260B	Carbon Tetrachloride	56-23-5	N	0.3	—	—	0.3	µg/L	Y	U	U	N3B-2021-1070	CAPA-21-218367	GELC
Paj bel S-N Anch E Basin conf	—	03/16/2021	WS	F	INIT	REG	General Chemistry	EPA:300.0	Chloride	Cl(-1)	Y	40	—	—	0.67	mg/L	Y	—	NQ	N3B-2021-1070	CAPA-21-218366	GELC
Paj bel S-N Anch E Basin conf	—	03/16/2021	WS	UF	INIT	REG	VOC	SW-846:8260B	Chloro-1,3-butadiene[2-]	126-99-8	N	0.3	—	—	0.3	µg/L	Y	U	U	N3B-2021-1070	CAPA-21-218367	GELC
Paj bel S-N Anch E Basin conf	—	03/16/2021	WS	UF	INIT	REG	VOC	SW-846:8260B	Chloro-1-propene[3-]	107-05-1	N	1.5	—	—	1.5	µg/L	Y	U	U	N3B-2021-1070	CAPA-21-218367	GELC
Paj bel S-N Anch E Basin conf	—	03/16/2021	WS	UF	INIT	REG	VOC	SW-846:8260B	Chlorobenzene	108-90-7	N	0.3	—	—	0.3	µg/L	Y	U	U	N3B-2021-1070	CAPA-21-218367	GELC
Paj bel S-N Anch E Basin conf	—	03/16/2021	WS	UF	INIT	REG	VOC	SW-846:8260B	Chlorodibromomethane	124-48-1	N	0.3	—	—	0.3	µg/L	Y	U	U	N3B-2021-1070	CAPA-21-218367	GELC
Paj bel S-N Anch E Basin conf	—	03/16/2021	WS	UF	INIT	REG	VOC	SW-846:8260B	Chloroethane	75-00-3	N	0.3	—	—	0.3	µg/L	Y	U	U	N3B-2021-1070	CAPA-21-218367	GELC
Paj bel S-N Anch E Basin conf	—	03/16/2021	WS	UF	INIT	REG	VOC	SW-846:8260B	Chloroform	67-66-3	N	0.3	—	—	0.3	µg/L	Y	U	U	N3B-2021-1070	CAPA-21-218367	GELC
Paj bel S-N Anch E Basin conf	—	03/16/2021	WS	UF	INIT	REG	VOC	SW-846:8260B	Chloromethane	74-87-3	N	0.3	—	—	0.3	µg/L	Y	U	UJ	N3B-2021-1070	CAPA-21-218367	GELC
Paj bel S-N Anch E Basin conf	—	03/16/2021	WS	UF	INIT	REG	VOC	SW-846:8260B	Chlorotoluene[2-]	95-49-8	N	0.3	—	—	0.3	µg/L	Y	U	U	N3B-2021-1070	CAPA-21-218367	GELC
Paj bel S-N Anch E Basin conf	—	03/16/2021	WS	UF	INIT	REG	VOC	SW-846:8260B	Chlorotoluene[4-]	106-43-4	N	0.3	—	—	0.3	µg/L	Y	U	U	N3B-2021-1070	CAPA-21-218367	GELC
Paj bel S-N Anch E Basin conf	—	03/16/2021	WS	F	INIT	REG	Inorganic	SW-846:6020B	Chromium	Cr	N	3	—	—	3	µg/L	Y	U	U	N3B-2021-1070	CAPA-21-218366	GELC
Paj bel S-N Anch E Basin conf	—	03/16/2021	WS	UF	INIT	REG	Inorganic	SW-846:6020B	Chromium	Cr	N	3	—	—	3	µg/L	Y	U	U	N3B-2021-1070	CAPA-21-218367	GELC
Paj bel S-N Anch E Basin conf	—	03/16/2021	WS	F	INIT	REG	Inorganic	SW-846:6010C	Cobalt	Co	N	1	—	—	1	µg/L	Y	U	U	N3B-2021-1070	CAPA-21-218366	GELC
Paj bel S-N Anch E Basin conf	—	03/16/2021	WS	UF	INIT	REG	Inorganic	SW-846:6010C	Cobalt	Co	N	1	—	—	1	µg/L	Y	U	U	N3B-2021-1070	CAPA-21-218367	GELC
Paj bel S-N Anch E Basin conf	—	03/16/2021	WS	F	INIT	REG	Inorganic	SW-846:6010C	Copper	Cu	N	3	—	—	3	µg/L	Y	U	U	N3B-2021-1070	CAPA-21-218366	GELC
Paj bel S-N Anch E Basin conf	—	03/16/2021	WS	UF	INIT	REG	Inorganic	SW-846:6010C	Copper	Cu	N	3	—	—	3	µg/L	Y	U	U	N3B-2021-1070	CAPA-21-218367	GELC
Paj bel S-N Anch E Basin conf	—	03/16/2021	WS	UF	INIT	REG	Inorganic	EPA:335.4	Cyanide (Total)	CN(TOTAL)	N	0.00167	—	—	0.00167	mg/L	Y	U	U	N3B-2021-1070	CAPA-21-218367	GELC
Paj bel S-N Anch E Basin conf	—	03/16/2021	WS	UF	INIT	REG	VOC	SW-846:8260B	Dibromo-3-Chloropropane[1,2-]	96-12-8	N	0.5	—	—	0.5	µg/L	Y	U	U	N3B-2021-1070	CAPA-21-218367	GELC

Table C-1 Analytical Results from the Periodic Monitoring Events Reported in the Periodic Monitoring Report

Location ID	Screen Depth	Sample Date	Sample Type	Field Preparation Code	Analysis Type Code	Sample Purpose	Method Category	Lab Method	Parameter Name	Parameter Code	Detected	Report Result	Lab Uncertainty	Report MDA	Report MDL	Report Unit	Best Value	Lab Qualifier	Validation Qualifier	COC #	Field Sample ID	Lab ID
Paj bel S-N Anch E Basin conf	—	03/16/2021	WS	UF	INIT	REG	VOC	SW-846:8260B	Dibromoethane[1,2-]	106-93-4	N	0.3	—	—	0.3	µg/L	Y	U	U	N3B-2021-1070	CAPA-21-218367	GELC
Paj bel S-N Anch E Basin conf	—	03/16/2021	WS	UF	INIT	REG	VOC	SW-846:8260B	Dibromomethane	74-95-3	N	0.3	—	—	0.3	µg/L	Y	U	U	N3B-2021-1070	CAPA-21-218367	GELC
Paj bel S-N Anch E Basin conf	—	03/16/2021	WS	UF	INIT	REG	VOC	SW-846:8260B	Dichlorobenzene[1,2-]	95-50-1	N	0.3	—	—	0.3	µg/L	Y	U	U	N3B-2021-1070	CAPA-21-218367	GELC
Paj bel S-N Anch E Basin conf	—	03/16/2021	WS	UF	INIT	REG	VOC	SW-846:8260B	Dichlorobenzene[1,3-]	541-73-1	N	0.3	—	—	0.3	µg/L	Y	U	U	N3B-2021-1070	CAPA-21-218367	GELC
Paj bel S-N Anch E Basin conf	—	03/16/2021	WS	UF	INIT	REG	VOC	SW-846:8260B	Dichlorobenzene[1,4-]	106-46-7	N	0.3	—	—	0.3	µg/L	Y	U	U	N3B-2021-1070	CAPA-21-218367	GELC
Paj bel S-N Anch E Basin conf	—	03/16/2021	WS	UF	INIT	REG	VOC	SW-846:8260B	Dichlorodifluoromethane	75-71-8	N	0.3	—	—	0.3	µg/L	Y	U	UJ	N3B-2021-1070	CAPA-21-218367	GELC
Paj bel S-N Anch E Basin conf	—	03/16/2021	WS	UF	INIT	REG	VOC	SW-846:8260B	Dichloroethane[1,1-]	75-34-3	N	0.3	—	—	0.3	µg/L	Y	U	U	N3B-2021-1070	CAPA-21-218367	GELC
Paj bel S-N Anch E Basin conf	—	03/16/2021	WS	UF	INIT	REG	VOC	SW-846:8260B	Dichloroethane[1,2-]	107-06-2	N	0.3	—	—	0.3	µg/L	Y	U	U	N3B-2021-1070	CAPA-21-218367	GELC
Paj bel S-N Anch E Basin conf	—	03/16/2021	WS	UF	INIT	REG	VOC	SW-846:8260B	Dichloroethene[1,1-]	75-35-4	N	0.3	—	—	0.3	µg/L	Y	U	U	N3B-2021-1070	CAPA-21-218367	GELC
Paj bel S-N Anch E Basin conf	—	03/16/2021	WS	UF	INIT	REG	VOC	SW-846:8260B	Dichloroethene[cis-1,2-]	156-59-2	N	0.3	—	—	0.3	µg/L	Y	U	U	N3B-2021-1070	CAPA-21-218367	GELC
Paj bel S-N Anch E Basin conf	—	03/16/2021	WS	UF	INIT	REG	VOC	SW-846:8260B	Dichloroethene[trans-1,2-]	156-60-5	N	0.3	—	—	0.3	µg/L	Y	U	U	N3B-2021-1070	CAPA-21-218367	GELC
Paj bel S-N Anch E Basin conf	—	03/16/2021	WS	UF	INIT	REG	VOC	SW-846:8260B	Dichloropropane[1,2-]	78-87-5	N	0.3	—	—	0.3	µg/L	Y	U	U	N3B-2021-1070	CAPA-21-218367	GELC
Paj bel S-N Anch E Basin conf	—	03/16/2021	WS	UF	INIT	REG	VOC	SW-846:8260B	Dichloropropane[1,3-]	142-28-9	N	0.3	—	—	0.3	µg/L	Y	U	U	N3B-2021-1070	CAPA-21-218367	GELC
Paj bel S-N Anch E Basin conf	—	03/16/2021	WS	UF	INIT	REG	VOC	SW-846:8260B	Dichloropropane[2,2-]	594-20-7	N	0.3	—	—	0.3	µg/L	Y	U	U	N3B-2021-1070	CAPA-21-218367	GELC
Paj bel S-N Anch E Basin conf	—	03/16/2021	WS	UF	INIT	REG	VOC	SW-846:8260B	Dichloropropene[1,1-]	563-58-6	N	0.3	—	—	0.3	µg/L	Y	U	U	N3B-2021-1070	CAPA-21-218367	GELC
Paj bel S-N Anch E Basin conf	—	03/16/2021	WS	UF	INIT	REG	VOC	SW-846:8260B	Dichloropropene[cis-1,3-]	10061-01-5	N	0.3	—	—	0.3	µg/L	Y	U	U	N3B-2021-1070	CAPA-21-218367	GELC
Paj bel S-N Anch E Basin conf	—	03/16/2021	WS	UF	INIT	REG	VOC	SW-846:8260B	Dichloropropene[trans-1,3-]	10061-02-6	N	0.3	—	—	0.3	µg/L	Y	U	U	N3B-2021-1070	CAPA-21-218367	GELC
Paj bel S-N Anch E Basin conf	—	03/16/2021	WS	UF	INIT	REG	VOC	SW-846:8260B	Diethyl Ether	60-29-7	N	0.3	—	—	0.3	µg/L	Y	U	U	N3B-2021-1070	CAPA-21-218367	GELC
Paj bel S-N Anch E Basin conf	—	03/16/2021	WS	UF	INIT	REG	LCMS/MS High Explosives	SW-846:8330B	Dinitrobenzene[1,3-]	99-65-0	N	0.0889	—	—	0.0889	µg/L	Y	U	U	N3B-2021-1070	CAPA-21-218367	GELC
Paj bel S-N Anch E Basin conf	—	03/16/2021	WS	UF	INIT	REG	LCMS/MS High Explosives	SW-846:8330B	Dinitrotoluene[2,4-]	121-14-2	N	0.0889	—	—	0.0889	µg/L	Y	U	U	N3B-2021-1070	CAPA-21-218367	GELC
Paj bel S-N Anch E Basin conf	—	03/16/2021	WS	UF	INIT	REG	LCMS/MS High Explosives	SW-846:8330B	Dinitrotoluene[2,6-]	606-20-2	N	0.0889	—	—	0.0889	µg/L	Y	U	U	N3B-2021-1070	CAPA-21-218367	GELC
Paj bel S-N Anch E Basin conf	—	03/16/2021	WS	UF	INIT	REG	LCMS/MS High Explosives	SW-846:8330B	DNX	DNX	N	0.0889	—	—	0.0889	µg/L	Y	U	U	N3B-2021-1070	CAPA-21-218367	GELC
Paj bel S-N Anch E Basin conf	—	03/16/2021	WS	UF	INIT	REG	VOC	SW-846:8260B	Ethyl Methacrylate	97-63-2	N	1.5	—	—	1.5	µg/L	Y	U	U	N3B-2021-1070	CAPA-21-218367	GELC
Paj bel S-N Anch E Basin conf	—	03/16/2021	WS	UF	INIT	REG	VOC	SW-846:8260B	Ethylbenzene	100-41-4	N	0.3	—	—	0.3	µg/L	Y	U	U	N3B-2021-1070	CAPA-21-218367	GELC
Paj bel S-N Anch E Basin conf	—	03/16/2021	WS	F	INIT	REG	General Chemistry	EPA:300.0	Fluoride	F(-1)	Y	0.0714	—	—	0.033	mg/L	Y	J	J	N3B-2021-1070	CAPA-21-218366	GELC
Paj bel S-N Anch E Basin conf	—	03/16/2021	WS	F	INIT	REG	Inorganic	SM:A2340B	Hardness	HARDNESS	Y	61	—	—	0.453	mg/L	Y	—	NQ	N3B-2021-1070	CAPA-21-218366	GELC
Paj bel S-N Anch E Basin conf	—	03/16/2021	WS	UF	INIT	REG	Inorganic	SM:A2340B	Hardness	HARDNESS	Y	61.5	—	—	0.453	mg/L	Y	—	NQ	N3B-2021-1070	CAPA-21-218367	GELC
Paj bel S-N Anch E Basin conf	—	03/16/2021	WS	UF	INIT	REG	VOC	SW-846:8260B	Hexachlorobutadiene	87-68-3	N	0.3	—	—	0.3	µg/L	Y	U	UJ	N3B-2021-1070	CAPA-21-218367	GELC
Paj bel S-N Anch E Basin conf	—	03/16/2021	WS	UF	INIT	REG	VOC	SW-846:8260B	Hexanone[2-]	591-78-6	N	1.5	—	—	1.5	µg/L	Y	U	U	N3B-2021-1070	CAPA-21-218367	GELC
Paj bel S-N Anch E Basin conf	—	03/16/2021	WS	UF	INIT	REG	LCMS/MS High Explosives	SW-846:8330B	HMX	2691-41-0	N	0.0889	—	—	0.0889	µg/L	Y	U	U	N3B-2021-1070	CAPA-21-218367	GELC
Paj bel S-N Anch E Basin conf	—	03/16/2021	WS	UF	INIT	REG	VOC	SW-846:8260B	Iodomethane	74-88-4	N	1.5	—	—	1.5	µg/L	Y	U	U	N3B-2021-1070	CAPA-21-218367	GELC
Paj bel S-N Anch E Basin conf	—	03/16/2021	WS	F	INIT	REG	Inorganic	SW-846:6010C	Iron	Fe	Y	64.4	—	—	30	µg/L	Y	J	J	N3B-2021-1070	CAPA-21-218366	GELC

Table C-1 Analytical Results from the Periodic Monitoring Events Reported in the Periodic Monitoring Report

Location ID	Screen Depth	Sample Date	Sample Type	Field Preparation Code	Analysis Type Code	Sample Purpose	Method Category	Lab Method	Parameter Name	Parameter Code	Detected	Report Result	Lab Uncertainty	Report MDA	Report MDL	Report Unit	Best Value	Lab Qualifier	Validation Qualifier	COC #	Field Sample ID	Lab ID
Paj bel S-N Anch E Basin conf	—	03/16/2021	WS	UF	INIT	REG	Inorganic	SW-846:6010C	Iron	Fe	Y	200	—	—	30	µg/L	Y	—	NQ	N3B-2021-1070	CAPA-21-218367	GELC
Paj bel S-N Anch E Basin conf	—	03/16/2021	WS	UF	INIT	REG	VOC	SW-846:8260B	Isobutyl alcohol	78-83-1	N	15	—	—	15	µg/L	Y	U	UJ	N3B-2021-1070	CAPA-21-218367	GELC
Paj bel S-N Anch E Basin conf	—	03/16/2021	WS	UF	INIT	REG	VOC	SW-846:8260B	Isopropylbenzene	98-82-8	N	0.3	—	—	0.3	µg/L	Y	U	UJ	N3B-2021-1070	CAPA-21-218367	GELC
Paj bel S-N Anch E Basin conf	—	03/16/2021	WS	UF	INIT	REG	VOC	SW-846:8260B	Isopropyltoluene[4-]	99-87-6	N	0.3	—	—	0.3	µg/L	Y	U	U	N3B-2021-1070	CAPA-21-218367	GELC
Paj bel S-N Anch E Basin conf	—	03/16/2021	WS	F	INIT	REG	Inorganic	SW-846:6020B	Lead	Pb	N	0.5	—	—	0.5	µg/L	Y	U	U	N3B-2021-1070	CAPA-21-218366	GELC
Paj bel S-N Anch E Basin conf	—	03/16/2021	WS	UF	INIT	REG	Inorganic	SW-846:6020B	Lead	Pb	N	0.5	—	—	0.5	µg/L	Y	U	U	N3B-2021-1070	CAPA-21-218367	GELC
Paj bel S-N Anch E Basin conf	—	03/16/2021	WS	F	INIT	REG	Inorganic	SW-846:6010C	Magnesium	Mg	Y	5	—	—	0.11	mg/L	Y	—	NQ	N3B-2021-1070	CAPA-21-218366	GELC
Paj bel S-N Anch E Basin conf	—	03/16/2021	WS	UF	INIT	REG	Inorganic	SW-846:6010C	Magnesium	Mg	Y	5.06	—	—	0.11	mg/L	Y	—	NQ	N3B-2021-1070	CAPA-21-218367	GELC
Paj bel S-N Anch E Basin conf	—	03/16/2021	WS	F	INIT	REG	Inorganic	SW-846:6010C	Manganese	Mn	N	2	—	—	2	µg/L	Y	U	U	N3B-2021-1070	CAPA-21-218366	GELC
Paj bel S-N Anch E Basin conf	—	03/16/2021	WS	UF	INIT	REG	Inorganic	SW-846:6010C	Manganese	Mn	Y	2.84	—	—	2	µg/L	Y	J	J	N3B-2021-1070	CAPA-21-218367	GELC
Paj bel S-N Anch E Basin conf	—	03/16/2021	WS	F	INIT	REG	Inorganic	SW-846:7470A	Mercury	Hg	N	0.067	—	—	0.067	µg/L	Y	U	U	N3B-2021-1070	CAPA-21-218366	GELC
Paj bel S-N Anch E Basin conf	—	03/16/2021	WS	UF	INIT	REG	Inorganic	SW-846:7470A	Mercury	Hg	N	0.067	—	—	0.067	µg/L	Y	U	U	N3B-2021-1070	CAPA-21-218367	GELC
Paj bel S-N Anch E Basin conf	—	03/16/2021	WS	UF	INIT	REG	VOC	SW-846:8260B	Methacrylonitrile	126-98-7	N	1.5	—	—	1.5	µg/L	Y	U	U	N3B-2021-1070	CAPA-21-218367	GELC
Paj bel S-N Anch E Basin conf	—	03/16/2021	WS	UF	INIT	REG	VOC	SW-846:8260B	Methyl Methacrylate	80-62-6	N	1.5	—	—	1.5	µg/L	Y	U	U	N3B-2021-1070	CAPA-21-218367	GELC
Paj bel S-N Anch E Basin conf	—	03/16/2021	WS	UF	INIT	REG	VOC	SW-846:8260B	Methyl tert-Butyl Ether	1634-04-4	N	0.3	—	—	0.3	µg/L	Y	U	U	N3B-2021-1070	CAPA-21-218367	GELC
Paj bel S-N Anch E Basin conf	—	03/16/2021	WS	UF	INIT	REG	VOC	SW-846:8260B	Methyl-2-pentanone[4-]	108-10-1	N	1.5	—	—	1.5	µg/L	Y	U	U	N3B-2021-1070	CAPA-21-218367	GELC
Paj bel S-N Anch E Basin conf	—	03/16/2021	WS	UF	INIT	REG	VOC	SW-846:8260B	Methylene Chloride	75-09-2	N	1	—	—	1	µg/L	Y	U	U	N3B-2021-1070	CAPA-21-218367	GELC
Paj bel S-N Anch E Basin conf	—	03/16/2021	WS	UF	INIT	REG	LCMS/MS High Explosives	SW-846:8330B	MNX	MNX	N	0.0889	—	—	0.0889	µg/L	Y	U	U	N3B-2021-1070	CAPA-21-218367	GELC
Paj bel S-N Anch E Basin conf	—	03/16/2021	WS	F	INIT	REG	Inorganic	SW-846:6020B	Molybdenum	Mo	Y	0.479	—	—	0.2	µg/L	Y	J	J	N3B-2021-1070	CAPA-21-218366	GELC
Paj bel S-N Anch E Basin conf	—	03/16/2021	WS	UF	INIT	REG	Inorganic	SW-846:6020B	Molybdenum	Mo	Y	0.541	—	—	0.2	µg/L	Y	J	J	N3B-2021-1070	CAPA-21-218367	GELC
Paj bel S-N Anch E Basin conf	—	03/16/2021	WS	UF	INIT	REG	VOC	SW-846:8260B	Naphthalene	91-20-3	N	0.3	—	—	0.3	µg/L	Y	U	U	N3B-2021-1070	CAPA-21-218367	GELC
Paj bel S-N Anch E Basin conf	—	03/16/2021	WS	F	INIT	REG	Inorganic	SW-846:6020B	Nickel	Ni	Y	1.02	—	—	0.6	µg/L	Y	J	J	N3B-2021-1070	CAPA-21-218366	GELC
Paj bel S-N Anch E Basin conf	—	03/16/2021	WS	UF	INIT	REG	Inorganic	SW-846:6020B	Nickel	Ni	Y	1.28	—	—	0.6	µg/L	Y	J	J	N3B-2021-1070	CAPA-21-218367	GELC
Paj bel S-N Anch E Basin conf	—	03/16/2021	WS	F	INIT	REG	General Chemistry	EPA:353.2	Nitrate-Nitrite as Nitrogen	NO3+NO2-N	N	0.017	—	—	0.017	mg/L	Y	U	U	N3B-2021-1070	CAPA-21-218366	GELC
Paj bel S-N Anch E Basin conf	—	03/16/2021	WS	UF	INIT	REG	LCMS/MS High Explosives	SW-846:8330B	Nitrobenzene	98-95-3	N	0.0889	—	—	0.0889	µg/L	Y	U	U	N3B-2021-1070	CAPA-21-218367	GELC
Paj bel S-N Anch E Basin conf	—	03/16/2021	WS	UF	INIT	REG	LCMS/MS High Explosives	SW-846:8330B	Nitrotoluene[2-]	88-72-2	N	0.0911	—	—	0.0911	µg/L	Y	U	U	N3B-2021-1070	CAPA-21-218367	GELC
Paj bel S-N Anch E Basin conf	—	03/16/2021	WS	UF	INIT	REG	LCMS/MS High Explosives	SW-846:8330B	Nitrotoluene[3-]	99-08-1	N	0.0889	—	—	0.0889	µg/L	Y	U	U	N3B-2021-1070	CAPA-21-218367	GELC
Paj bel S-N Anch E Basin conf	—	03/16/2021	WS	UF	INIT	REG	LCMS/MS High Explosives	SW-846:8330B	Nitrotoluene[4-]	99-99-0	N	0.167	—	—	0.167	µg/L	Y	U	U	N3B-2021-1070	CAPA-21-218367	GELC
Paj bel S-N Anch E Basin conf	—	03/16/2021	WS	F	INIT	REG	LCMS/MS	SW-846:6850	Perchlorate	ClO4	Y	0.202	—	—	0.05	µg/L	Y	—	NQ	N3B-2021-1070	CAPA-21-218366	GELC
Paj bel S-N Anch E Basin conf	—	03/16/2021	WS	UF	INIT	REG	LCMS/MS	EPA:537M	Perfluorohexanesulfonic acid	355-46-4	N	0.598	—	—	0.598	ng/L	Y	U	U	N3B-2021-1070	CAPA-21-218367	GELC
Paj bel S-N Anch E Basin conf	—	03/16/2021	WS	UF	INIT	REG	LCMS/MS	EPA:537M	Perfluorooctanesulfonic acid	1763-23-1	Y	2	—	—	0.725	ng/L	Y	—	NQ	N3B-2021-1070	CAPA-21-218367	GELC
Paj bel S-N Anch E Basin conf	—	03/16/2021	WS	UF	INIT	REG	LCMS/MS	EPA:537M	Perfluorooctanoic acid	335-67-1	N	0.725	—	—	0.725	ng/L	Y	U	U	N3B-2021-1070	CAPA-21-218367	GELC

Table C-1 Analytical Results from the Periodic Monitoring Events Reported in the Periodic Monitoring Report

Location ID	Screen Depth	Sample Date	Sample Type	Field Preparation Code	Analysis Type Code	Sample Purpose	Method Category	Lab Method	Parameter Name	Parameter Code	Detected	Report Result	Lab Uncertainty	Report MDA	Report MDL	Report Unit	Best Value	Lab Qualifier	Validation Qualifier	COC #	Field Sample ID	Lab ID
Paj bel S-N Anch E Basin conf	—	03/16/2021	WS	UF	INIT	REG	LCMS/MS High Explosives	SW-846:8330B	PETN	78-11-5	N	0.111	—	—	0.111	µg/L	Y	U	UJ	N3B-2021-1070	CAPA-21-218367	GELC
Paj bel S-N Anch E Basin conf	—	03/16/2021	WS	F	INIT	REG	Inorganic	SW-846:6010C	Potassium	K	Y	2.88	—	—	0.05	mg/L	Y	—	NQ	N3B-2021-1070	CAPA-21-218366	GELC
Paj bel S-N Anch E Basin conf	—	03/16/2021	WS	UF	INIT	REG	Inorganic	SW-846:6010C	Potassium	K	Y	2.94	—	—	0.05	mg/L	Y	—	NQ	N3B-2021-1070	CAPA-21-218367	GELC
Paj bel S-N Anch E Basin conf	—	03/16/2021	WS	UF	INIT	REG	VOC	SW-846:8260B	Propionitrile	107-12-0	N	1.5	—	—	1.5	µg/L	Y	U	U	N3B-2021-1070	CAPA-21-218367	GELC
Paj bel S-N Anch E Basin conf	—	03/16/2021	WS	UF	INIT	REG	VOC	SW-846:8260B	Propylbenzene[1-]	103-65-1	N	0.3	—	—	0.3	µg/L	Y	U	UJ	N3B-2021-1070	CAPA-21-218367	GELC
Paj bel S-N Anch E Basin conf	—	03/16/2021	WS	UF	INIT	REG	LCMS/MS High Explosives	SW-846:8330B	RDX	121-82-4	N	0.0889	—	—	0.0889	µg/L	Y	U	UJ	N3B-2021-1070	CAPA-21-218367	GELC
Paj bel S-N Anch E Basin conf	—	03/16/2021	WS	F	INIT	REG	Inorganic	SW-846:6020B	Selenium	Se	N	2	—	—	2	µg/L	Y	U	U	N3B-2021-1070	CAPA-21-218366	GELC
Paj bel S-N Anch E Basin conf	—	03/16/2021	WS	UF	INIT	REG	Inorganic	SW-846:6020B	Selenium	Se	N	2	—	—	2	µg/L	Y	U	U	N3B-2021-1070	CAPA-21-218367	GELC
Paj bel S-N Anch E Basin conf	—	03/16/2021	WS	F	INIT	REG	Inorganic	SW-846:6010C	Silicon Dioxide	SiO2	Y	29.5	—	—	0.053	mg/L	Y	—	NQ	N3B-2021-1070	CAPA-21-218366	GELC
Paj bel S-N Anch E Basin conf	—	03/16/2021	WS	UF	INIT	REG	Inorganic	SW-846:6010C	Silicon Dioxide	SiO2	Y	30.5	—	—	0.053	mg/L	Y	—	NQ	N3B-2021-1070	CAPA-21-218367	GELC
Paj bel S-N Anch E Basin conf	—	03/16/2021	WS	F	INIT	REG	Inorganic	SW-846:6020B	Silver	Ag	N	0.3	—	—	0.3	µg/L	Y	U	U	N3B-2021-1070	CAPA-21-218366	GELC
Paj bel S-N Anch E Basin conf	—	03/16/2021	WS	UF	INIT	REG	Inorganic	SW-846:6020B	Silver	Ag	N	0.3	—	—	0.3	µg/L	Y	U	U	N3B-2021-1070	CAPA-21-218367	GELC
Paj bel S-N Anch E Basin conf	—	03/16/2021	WS	F	INIT	REG	Inorganic	SW-846:6010C	Sodium	Na	Y	19.4	—	—	0.1	mg/L	Y	—	NQ	N3B-2021-1070	CAPA-21-218366	GELC
Paj bel S-N Anch E Basin conf	—	03/16/2021	WS	UF	INIT	REG	Inorganic	SW-846:6010C	Sodium	Na	Y	19.3	—	—	0.1	mg/L	Y	—	NQ	N3B-2021-1070	CAPA-21-218367	GELC
Paj bel S-N Anch E Basin conf	—	03/16/2021	WS	F	INIT	REG	General Chemistry	EPA:120.1	Specific Conductance	SPEC_CONDC	Y	252	—	—	1	uS/cm	Y	—	NQ	N3B-2021-1070	CAPA-21-218366	GELC
Paj bel S-N Anch E Basin conf	—	03/16/2021	WS	F	INIT	REG	Inorganic	SW-846:6010C	Strontium	Sr	Y	109	—	—	1	µg/L	Y	—	NQ	N3B-2021-1070	CAPA-21-218366	GELC
Paj bel S-N Anch E Basin conf	—	03/16/2021	WS	UF	INIT	REG	Inorganic	SW-846:6010C	Strontium	Sr	Y	109	—	—	1	µg/L	Y	—	NQ	N3B-2021-1070	CAPA-21-218367	GELC
Paj bel S-N Anch E Basin conf	—	03/16/2021	WS	UF	INIT	REG	VOC	SW-846:8260B	Styrene	100-42-5	N	0.3	—	—	0.3	µg/L	Y	U	U	N3B-2021-1070	CAPA-21-218367	GELC
Paj bel S-N Anch E Basin conf	—	03/16/2021	WS	F	INIT	REG	General Chemistry	EPA:300.0	Sulfate	SO4(-2)	Y	7.75	—	—	0.133	mg/L	Y	—	NQ	N3B-2021-1070	CAPA-21-218366	GELC
Paj bel S-N Anch E Basin conf	—	03/16/2021	WS	UF	INIT	REG	LCMS/MS High Explosives	SW-846:8330B	TATB	3058-38-6	N	0.333	—	—	0.333	µg/L	Y	U	U	N3B-2021-1070	CAPA-21-218367	GELC
Paj bel S-N Anch E Basin conf	—	03/16/2021	WS	UF	INIT	REG	VOC	SW-846:8260B	Tetrachloroethane[1,1,1,2-]	630-20-6	N	0.3	—	—	0.3	µg/L	Y	U	U	N3B-2021-1070	CAPA-21-218367	GELC
Paj bel S-N Anch E Basin conf	—	03/16/2021	WS	UF	INIT	REG	VOC	SW-846:8260B	Tetrachloroethane[1,1,2,2-]	79-34-5	N	0.3	—	—	0.3	µg/L	Y	U	U	N3B-2021-1070	CAPA-21-218367	GELC
Paj bel S-N Anch E Basin conf	—	03/16/2021	WS	UF	INIT	REG	VOC	SW-846:8260B	Tetrachloroethene	127-18-4	N	0.3	—	—	0.3	µg/L	Y	U	U	N3B-2021-1070	CAPA-21-218367	GELC
Paj bel S-N Anch E Basin conf	—	03/16/2021	WS	UF	INIT	REG	LCMS/MS High Explosives	SW-846:8330B	Tetryl	479-45-8	N	0.0889	—	—	0.0889	µg/L	Y	U	UJ	N3B-2021-1070	CAPA-21-218367	GELC
Paj bel S-N Anch E Basin conf	—	03/16/2021	WS	F	INIT	REG	Inorganic	SW-846:6020B	Thallium	Tl	N	0.6	—	—	0.6	µg/L	Y	U	U	N3B-2021-1070	CAPA-21-218366	GELC
Paj bel S-N Anch E Basin conf	—	03/16/2021	WS	UF	INIT	REG	Inorganic	SW-846:6020B	Thallium	Tl	N	0.6	—	—	0.6	µg/L	Y	U	U	N3B-2021-1070	CAPA-21-218367	GELC
Paj bel S-N Anch E Basin conf	—	03/16/2021	WS	F	INIT	REG	Inorganic	SW-846:6010C	Tin	Sn	N	2.5	—	—	2.5	µg/L	Y	U	U	N3B-2021-1070	CAPA-21-218366	GELC
Paj bel S-N Anch E Basin conf	—	03/16/2021	WS	UF	INIT	REG	Inorganic	SW-846:6010C	Tin	Sn	Y	4.26	—	—	2.5	µg/L	Y	J	J	N3B-2021-1070	CAPA-21-218367	GELC
Paj bel S-N Anch E Basin conf	—	03/16/2021	WS	UF	INIT	REG	LCMS/MS High Explosives	SW-846:8330B	TNX	TNX	N	0.0889	—	—	0.0889	µg/L	Y	U	U	N3B-2021-1070	CAPA-21-218367	GELC
Paj bel S-N Anch E Basin conf	—	03/16/2021	WS	UF	INIT	REG	VOC	SW-846:8260B	Toluene	108-88-3	N	0.3	—	—	0.3	µg/L	Y	U	U	N3B-2021-1070	CAPA-21-218367	GELC
Paj bel S-N Anch E Basin conf	—	03/16/2021	WS	F	INIT	REG	General Chemistry	EPA:160.1	Total Dissolved Solids	TDS	Y	151	—	—	3.4	mg/L	Y	—	J+	N3B-2021-1070	CAPA-21-218366	GELC
Paj bel S-N Anch E Basin conf	—	03/16/2021	WS	UF	INIT	REG	General Chemistry	EPA:351.2	Total Kjeldahl Nitrogen	TKN	Y	0.427	—	—	0.033	mg/L	Y	—	J+	N3B-2021-1070	CAPA-21-218367	GELC

Table C-1 Analytical Results from the Periodic Monitoring Events Reported in the Periodic Monitoring Report

Location ID	Screen Depth	Sample Date	Sample Type	Field Preparation Code	Analysis Type Code	Sample Purpose	Method Category	Lab Method	Parameter Name	Parameter Code	Detected	Report Result	Lab Uncertainty	Report MDA	Report MDL	Report Unit	Best Value	Lab Qualifier	Validation Qualifier	COC #	Field Sample ID	Lab ID
Paj bel S-N Anch E Basin conf	—	03/16/2021	WS	UF	INIT	REG	General Chemistry	SW-846:9060A	Total Organic Carbon	TOC	Y	1.89	—	—	0.33	mg/L	Y	—	NQ	N3B-2021-1070	CAPA-21-218367	GELC
Paj bel S-N Anch E Basin conf	—	03/16/2021	WS	UF	INIT	REG	LCMS/MS	EPA:537M	Total PFAS 3a	PFAS-Tot-3a	Y	2	—	—	—	ng/L	Y	—	NQ	N3B-2021-1070	CAPA-21-218367	GELC
Paj bel S-N Anch E Basin conf	—	03/16/2021	WS	F	INIT	REG	General Chemistry	EPA:365.4	Total Phosphate as Phosphorus	PO4-P	Y	0.0507	—	—	0.02	mg/L	Y	—	NQ	N3B-2021-1070	CAPA-21-218366	GELC
Paj bel S-N Anch E Basin conf	—	03/16/2021	WS	UF	INIT	REG	VOC	SW-846:8260B	Trichloro-1,2,2-trifluoroethane[1,1,2-]	76-13-1	N	2	—	—	2	µg/L	Y	U	U	N3B-2021-1070	CAPA-21-218367	GELC
Paj bel S-N Anch E Basin conf	—	03/16/2021	WS	UF	INIT	REG	VOC	SW-846:8260B	Trichlorobenzene[1,2,3-]	87-61-6	N	0.3	—	—	0.3	µg/L	Y	U	U	N3B-2021-1070	CAPA-21-218367	GELC
Paj bel S-N Anch E Basin conf	—	03/16/2021	WS	UF	INIT	REG	VOC	SW-846:8260B	Trichlorobenzene[1,2,4-]	120-82-1	N	0.3	—	—	0.3	µg/L	Y	U	U	N3B-2021-1070	CAPA-21-218367	GELC
Paj bel S-N Anch E Basin conf	—	03/16/2021	WS	UF	INIT	REG	VOC	SW-846:8260B	Trichloroethane[1,1,1-]	71-55-6	N	0.3	—	—	0.3	µg/L	Y	U	U	N3B-2021-1070	CAPA-21-218367	GELC
Paj bel S-N Anch E Basin conf	—	03/16/2021	WS	UF	INIT	REG	VOC	SW-846:8260B	Trichloroethane[1,1,2-]	79-00-5	N	0.3	—	—	0.3	µg/L	Y	U	U	N3B-2021-1070	CAPA-21-218367	GELC
Paj bel S-N Anch E Basin conf	—	03/16/2021	WS	UF	INIT	REG	VOC	SW-846:8260B	Trichloroethene	79-01-6	N	0.3	—	—	0.3	µg/L	Y	U	U	N3B-2021-1070	CAPA-21-218367	GELC
Paj bel S-N Anch E Basin conf	—	03/16/2021	WS	UF	INIT	REG	VOC	SW-846:8260B	Trichlorofluoromethane	75-69-4	N	0.3	—	—	0.3	µg/L	Y	U	U	N3B-2021-1070	CAPA-21-218367	GELC
Paj bel S-N Anch E Basin conf	—	03/16/2021	WS	UF	INIT	REG	VOC	SW-846:8260B	Trichloropropane[1,2,3-]	96-18-4	N	0.3	—	—	0.3	µg/L	Y	U	U	N3B-2021-1070	CAPA-21-218367	GELC
Paj bel S-N Anch E Basin conf	—	03/16/2021	WS	UF	INIT	REG	VOC	SW-846:8260B	Trimethylbenzene[1,2,4-]	95-63-6	N	0.3	—	—	0.3	µg/L	Y	U	U	N3B-2021-1070	CAPA-21-218367	GELC
Paj bel S-N Anch E Basin conf	—	03/16/2021	WS	UF	INIT	REG	VOC	SW-846:8260B	Trimethylbenzene[1,3,5-]	108-67-8	N	0.3	—	—	0.3	µg/L	Y	U	U	N3B-2021-1070	CAPA-21-218367	GELC
Paj bel S-N Anch E Basin conf	—	03/16/2021	WS	UF	INIT	REG	LCMS/MS High Explosives	SW-846:8330B	Trinitrobenzene[1,3,5-]	99-35-4	N	0.0889	—	—	0.0889	µg/L	Y	U	U	N3B-2021-1070	CAPA-21-218367	GELC
Paj bel S-N Anch E Basin conf	—	03/16/2021	WS	UF	INIT	REG	LCMS/MS High Explosives	SW-846:8330B	Trinitrotoluene[2,4,6-]	118-96-7	N	0.0889	—	—	0.0889	µg/L	Y	U	U	N3B-2021-1070	CAPA-21-218367	GELC
Paj bel S-N Anch E Basin conf	—	03/16/2021	WS	UF	INIT	REG	LCMS/MS High Explosives	SW-846:8330B	Tris (o-cresyl) phosphate	78-30-8	N	0.333	—	—	0.333	µg/L	Y	U	U	N3B-2021-1070	CAPA-21-218367	GELC
Paj bel S-N Anch E Basin conf	—	03/16/2021	WS	F	INIT	REG	Inorganic	SW-846:6020B	Uranium	U	N	0.067	—	—	0.067	µg/L	Y	U	U	N3B-2021-1070	CAPA-21-218366	GELC
Paj bel S-N Anch E Basin conf	—	03/16/2021	WS	UF	INIT	REG	Inorganic	SW-846:6020B	Uranium	U	N	0.067	—	—	0.067	µg/L	Y	U	U	N3B-2021-1070	CAPA-21-218367	GELC
Paj bel S-N Anch E Basin conf	—	03/16/2021	WS	F	INIT	REG	Inorganic	SW-846:6010C	Vanadium	V	Y	1.04	—	—	1	µg/L	Y	J	J	N3B-2021-1070	CAPA-21-218366	GELC
Paj bel S-N Anch E Basin conf	—	03/16/2021	WS	UF	INIT	REG	Inorganic	SW-846:6010C	Vanadium	V	Y	1.25	—	—	1	µg/L	Y	J	J	N3B-2021-1070	CAPA-21-218367	GELC
Paj bel S-N Anch E Basin conf	—	03/16/2021	WS	UF	INIT	REG	VOC	SW-846:8260B	Vinyl acetate	108-05-4	N	1.5	—	—	1.5	µg/L	Y	U	U	N3B-2021-1070	CAPA-21-218367	GELC
Paj bel S-N Anch E Basin conf	—	03/16/2021	WS	UF	INIT	REG	VOC	SW-846:8260B	Vinyl Chloride	75-01-4	N	0.3	—	—	0.3	µg/L	Y	U	UJ	N3B-2021-1070	CAPA-21-218367	GELC
Paj bel S-N Anch E Basin conf	—	03/16/2021	WS	UF	INIT	REG	VOC	SW-846:8260B	Xylene[1,2-]	95-47-6	N	0.3	—	—	0.3	µg/L	Y	U	U	N3B-2021-1070	CAPA-21-218367	GELC
Paj bel S-N Anch E Basin conf	—	03/16/2021	WS	UF	INIT	REG	VOC	SW-846:8260B	Xylene[1,3-]+Xylene[1,4-]	Xylene[m+p]	N	0.3	—	—	0.3	µg/L	Y	U	U	N3B-2021-1070	CAPA-21-218367	GELC
Paj bel S-N Anch E Basin conf	—	03/16/2021	WS	F	INIT	REG	Inorganic	SW-846:6010C	Zinc	Zn	N	3.3	—	—	3.3	µg/L	Y	U	U	N3B-2021-1070	CAPA-21-218366	GELC
Paj bel S-N Anch E Basin conf	—	03/16/2021	WS	UF	INIT	REG	Inorganic	SW-846:6010C	Zinc	Zn	N	3.3	—	—	3.3	µg/L	Y	U	U	N3B-2021-1070	CAPA-21-218367	GELC
Pajarito at Rio Grande	—	10/05/2020	WS	UF	INIT	REG	LCMS/MS High Explosives	SW-846:8330B	2,4-Diamino-6-nitrotoluene	6629-29-4	N	0.5	—	—	0.5	µg/L	Y	U	U	N3B-2021-24	CAWR-21-208735	GELC
Pajarito at Rio Grande	—	10/05/2020	WS	UF	INIT	REG	LCMS/MS High Explosives	SW-846:8330B	2,6-Diamino-4-nitrotoluene	59229-75-3	N	0.5	—	—	0.5	µg/L	Y	U	U	N3B-2021-24	CAWR-21-208735	GELC
Pajarito at Rio Grande	—	10/05/2020	WS	UF	INIT	REG	LCMS/MS High Explosives	SW-846:8330B	3,5-Dinitroaniline	618-87-1	N	0.3	—	—	0.3	µg/L	Y	U	U	N3B-2021-24	CAWR-21-208735	GELC
Pajarito at Rio Grande	—	10/05/2020	WS	UF	INIT	REG	SVOC	SW-846:8270D	Acenaphthene	83-32-9	N	0.3	—	—	0.3	µg/L	Y	U	U	N3B-2021-24	CAWR-21-208735	GELC
Pajarito at Rio Grande	—	10/05/2020	WS	UF	INIT	REG	SVOC	SW-846:8270D	Acenaphthylene	208-96-8	N	0.3	—	—	0.3	µg/L	Y	U	U	N3B-2021-24	CAWR-21-208735	GELC
Pajarito at Rio Grande	—	10/05/2020	WS	UF	INIT	REG	VOC	SW-846:8260B	Acetone	67-64-1	Y	1.97	—	—	1.5	µg/L	Y	J	J	N3B-2021-24	CAWR-21-208735	GELC

Table C-1 Analytical Results from the Periodic Monitoring Events Reported in the Periodic Monitoring Report

Location ID	Screen Depth	Sample Date	Sample Type	Field Preparation Code	Analysis Type Code	Sample Purpose	Method Category	Lab Method	Parameter Name	Parameter Code	Detected	Report Result	Lab Uncertainty	Report MDA	Report MDL	Report Unit	Best Value	Lab Qualifier	Validation Qualifier	COC #	Field Sample ID	Lab ID
Pajarito at Rio Grande	—	10/05/2020	WS	UF	INIT	REG	VOC	SW-846:8260B	Acetonitrile	75-05-8	N	8	—	—	8	µg/L	Y	U	U	N3B-2021-24	CAWR-21-208735	GELC
Pajarito at Rio Grande	—	10/05/2020	WS	F	INIT	REG	General Chemistry	EPA:150.1	Acidity or Alkalinity of a solution	pH	Y	8.25	—	—	0.01	SU	Y	H	J	N3B-2021-24	CAWR-21-208734	GELC
Pajarito at Rio Grande	—	10/05/2020	WS	UF	INIT	REG	VOC	SW-846:8260B	Acrolein	107-02-8	N	1.5	—	—	1.5	µg/L	Y	U	U	N3B-2021-24	CAWR-21-208735	GELC
Pajarito at Rio Grande	—	10/05/2020	WS	UF	INIT	REG	VOC	SW-846:8260B	Acrylonitrile	107-13-1	N	1.5	—	—	1.5	µg/L	Y	U	U	N3B-2021-24	CAWR-21-208735	GELC
Pajarito at Rio Grande	—	10/05/2020	WS	F	INIT	REG	General Chemistry	EPA:310.1	Alkalinity-CO3	ALK-CO3	N	1.45	—	—	1.45	mg/L	Y	U	U	N3B-2021-24	CAWR-21-208734	GELC
Pajarito at Rio Grande	—	10/05/2020	WS	F	INIT	REG	General Chemistry	EPA:310.1	Alkalinity-CO3+HCO3	ALK-CO3+HCO3	Y	91	—	—	1.45	mg/L	Y	—	NQ	N3B-2021-24	CAWR-21-208734	GELC
Pajarito at Rio Grande	—	10/05/2020	WS	F	INIT	REG	Inorganic	SW-846:6010C	Aluminum	Al	N	68	—	—	68	µg/L	Y	U	U	N3B-2021-24	CAWR-21-208734	GELC
Pajarito at Rio Grande	—	10/05/2020	WS	UF	INIT	REG	Inorganic	SW-846:6010C	Aluminum	Al	N	68	—	—	68	µg/L	Y	U	U	N3B-2021-24	CAWR-21-208735	GELC
Pajarito at Rio Grande	—	10/05/2020	WS	UF	INIT	REG	RAD	HASL-300:AM-241	Americium-241	Am-241	N	0	0.00728	0.0466	—	pCi/L	Y	U	U	N3B-2021-24	CAWR-21-208735	GELC
Pajarito at Rio Grande	—	10/05/2020	WS	UF	INIT	REG	LCMS/MS High Explosives	SW-846:8330B	Amino-2,6-dinitrotoluene[4-]	19406-51-0	N	0.08	—	—	0.08	µg/L	Y	U	U	N3B-2021-24	CAWR-21-208735	GELC
Pajarito at Rio Grande	—	10/05/2020	WS	UF	INIT	REG	LCMS/MS High Explosives	SW-846:8330B	Amino-4,6-dinitrotoluene[2-]	35572-78-2	N	0.08	—	—	0.08	µg/L	Y	U	U	N3B-2021-24	CAWR-21-208735	GELC
Pajarito at Rio Grande	—	10/05/2020	WS	F	INIT	REG	General Chemistry	EPA:350.1	Ammonia as Nitrogen	NH3-N	N	0.017	—	—	0.017	mg/L	Y	U	U	N3B-2021-24	CAWR-21-208734	GELC
Pajarito at Rio Grande	—	10/05/2020	WS	UF	INIT	REG	SVOC	SW-846:8270D	Aniline	62-53-3	N	4.2	—	—	4.2	µg/L	Y	U	U	N3B-2021-24	CAWR-21-208735	GELC
Pajarito at Rio Grande	—	10/05/2020	WS	UF	INIT	REG	SVOC	SW-846:8270D	Anthracene	120-12-7	N	0.3	—	—	0.3	µg/L	Y	U	U	N3B-2021-24	CAWR-21-208735	GELC
Pajarito at Rio Grande	—	10/05/2020	WS	F	INIT	REG	Inorganic	SW-846:6020B	Antimony	Sb	N	1	—	—	1	µg/L	Y	U	U	N3B-2021-24	CAWR-21-208734	GELC
Pajarito at Rio Grande	—	10/05/2020	WS	UF	INIT	REG	Inorganic	SW-846:6020B	Antimony	Sb	N	1	—	—	1	µg/L	Y	U	U	N3B-2021-24	CAWR-21-208735	GELC
Pajarito at Rio Grande	—	10/05/2020	WS	UF	INIT	REG	PESTPCB	SW-846:8082A	Aroclor-1016	12674-11-2	N	0.0338	—	—	0.0338	µg/L	Y	U	UJ	N3B-2021-24	CAWR-21-208735	GELC
Pajarito at Rio Grande	—	10/05/2020	WS	UF	INIT	REG	PESTPCB	SW-846:8082A	Aroclor-1221	11104-28-2	N	0.0338	—	—	0.0338	µg/L	Y	U	U	N3B-2021-24	CAWR-21-208735	GELC
Pajarito at Rio Grande	—	10/05/2020	WS	UF	INIT	REG	PESTPCB	SW-846:8082A	Aroclor-1232	11141-16-5	N	0.0338	—	—	0.0338	µg/L	Y	U	U	N3B-2021-24	CAWR-21-208735	GELC
Pajarito at Rio Grande	—	10/05/2020	WS	UF	INIT	REG	PESTPCB	SW-846:8082A	Aroclor-1242	53469-21-9	N	0.0338	—	—	0.0338	µg/L	Y	U	U	N3B-2021-24	CAWR-21-208735	GELC
Pajarito at Rio Grande	—	10/05/2020	WS	UF	INIT	REG	PESTPCB	SW-846:8082A	Aroclor-1248	12672-29-6	N	0.0338	—	—	0.0338	µg/L	Y	U	U	N3B-2021-24	CAWR-21-208735	GELC
Pajarito at Rio Grande	—	10/05/2020	WS	UF	INIT	REG	PESTPCB	SW-846:8082A	Aroclor-1254	11097-69-1	N	0.0338	—	—	0.0338	µg/L	Y	U	U	N3B-2021-24	CAWR-21-208735	GELC
Pajarito at Rio Grande	—	10/05/2020	WS	UF	INIT	REG	PESTPCB	SW-846:8082A	Aroclor-1260	11096-82-5	N	0.0338	—	—	0.0338	µg/L	Y	U	U	N3B-2021-24	CAWR-21-208735	GELC
Pajarito at Rio Grande	—	10/05/2020	WS	UF	INIT	REG	PESTPCB	SW-846:8082A	Aroclor-1262	37324-23-5	N	0.0338	—	—	0.0338	µg/L	Y	U	U	N3B-2021-24	CAWR-21-208735	GELC
Pajarito at Rio Grande	—	10/05/2020	WS	F	INIT	REG	Inorganic	SW-846:6020B	Arsenic	As	Y	3.27	—	—	2	µg/L	Y	J	J	N3B-2021-24	CAWR-21-208734	GELC
Pajarito at Rio Grande	—	10/05/2020	WS	UF	INIT	REG	Inorganic	SW-846:6020B	Arsenic	As	Y	5.16	—	—	2	µg/L	Y	—	NQ	N3B-2021-24	CAWR-21-208735	GELC
Pajarito at Rio Grande	—	10/05/2020	WS	UF	INIT	REG	SVOC	SW-846:8270D	Atrazine	1912-24-9	N	3	—	—	3	µg/L	Y	U	U	N3B-2021-24	CAWR-21-208735	GELC
Pajarito at Rio Grande	—	10/05/2020	WS	F	INIT	REG	Inorganic	SW-846:6010C	Barium	Ba	Y	39.3	—	—	1	µg/L	Y	—	NQ	N3B-2021-24	CAWR-21-208734	GELC
Pajarito at Rio Grande	—	10/05/2020	WS	UF	INIT	REG	Inorganic	SW-846:6010C	Barium	Ba	Y	39.3	—	—	1	µg/L	Y	—	NQ	N3B-2021-24	CAWR-21-208735	GELC
Pajarito at Rio Grande	—	10/05/2020	WS	UF	INIT	REG	VOC	SW-846:8260B	Benzene	71-43-2	N	0.3	—	—	0.3	µg/L	Y	U	U	N3B-2021-24	CAWR-21-208735	GELC
Pajarito at Rio Grande	—	10/05/2020	WS	UF	INIT	REG	SVOC	SW-846:8270D	Benzidine	92-87-5	N	3.9	—	—	3.9	µg/L	Y	U	U	N3B-2021-24	CAWR-21-208735	GELC

Table C-1 Analytical Results from the Periodic Monitoring Events Reported in the Periodic Monitoring Report

Location ID	Screen Depth	Sample Date	Sample Type	Field Preparation Code	Analysis Type Code	Sample Purpose	Method Category	Lab Method	Parameter Name	Parameter Code	Detected	Report Result	Lab Uncertainty	Report MDA	Report MDL	Report Unit	Best Value	Lab Qualifier	Validation Qualifier	COC #	Field Sample ID	Lab ID
Pajarito at Rio Grande	—	10/05/2020	WS	UF	INIT	REG	SVOC	SW-846:8270D	Benzo(a)anthracene	56-55-3	N	0.3	—	—	0.3	µg/L	Y	U	U	N3B-2021-24	CAWR-21-208735	GELC
Pajarito at Rio Grande	—	10/05/2020	WS	UF	INIT	REG	SVOC	SW-846:8270D	Benzo(a)pyrene	50-32-8	N	0.3	—	—	0.3	µg/L	Y	U	U	N3B-2021-24	CAWR-21-208735	GELC
Pajarito at Rio Grande	—	10/05/2020	WS	UF	INIT	REG	SVOC	SW-846:8270D	Benzo(b)fluoranthene	205-99-2	N	0.3	—	—	0.3	µg/L	Y	U	U	N3B-2021-24	CAWR-21-208735	GELC
Pajarito at Rio Grande	—	10/05/2020	WS	UF	INIT	REG	SVOC	SW-846:8270D	Benzo(g,h,i)perylene	191-24-2	N	0.3	—	—	0.3	µg/L	Y	U	U	N3B-2021-24	CAWR-21-208735	GELC
Pajarito at Rio Grande	—	10/05/2020	WS	UF	INIT	REG	SVOC	SW-846:8270D	Benzo(k)fluoranthene	207-08-9	N	0.3	—	—	0.3	µg/L	Y	U	U	N3B-2021-24	CAWR-21-208735	GELC
Pajarito at Rio Grande	—	10/05/2020	WS	UF	INIT	REG	SVOC	SW-846:8270D	Benzoic Acid	65-85-0	N	6	—	—	6	µg/L	Y	U	U	N3B-2021-24	CAWR-21-208735	GELC
Pajarito at Rio Grande	—	10/05/2020	WS	UF	INIT	REG	SVOC	SW-846:8270D	Benzyl Alcohol	100-51-6	N	3	—	—	3	µg/L	Y	U	U	N3B-2021-24	CAWR-21-208735	GELC
Pajarito at Rio Grande	—	10/05/2020	WS	F	INIT	REG	Inorganic	SW-846:6010C	Beryllium	Be	N	1	—	—	1	µg/L	Y	U	U	N3B-2021-24	CAWR-21-208734	GELC
Pajarito at Rio Grande	—	10/05/2020	WS	UF	INIT	REG	Inorganic	SW-846:6010C	Beryllium	Be	N	1	—	—	1	µg/L	Y	U	U	N3B-2021-24	CAWR-21-208735	GELC
Pajarito at Rio Grande	—	10/05/2020	WS	UF	INIT	REG	SVOC	SW-846:8270D	Bis(2-chloroethoxy)methane	111-91-1	N	3	—	—	3	µg/L	Y	U	U	N3B-2021-24	CAWR-21-208735	GELC
Pajarito at Rio Grande	—	10/05/2020	WS	UF	INIT	REG	SVOC	SW-846:8270D	Bis(2-chloroethyl)ether	111-44-4	N	3	—	—	3	µg/L	Y	U	U	N3B-2021-24	CAWR-21-208735	GELC
Pajarito at Rio Grande	—	10/05/2020	WS	UF	INIT	REG	SVOC	SW-846:8270D	Bis(2-ethylhexyl)phthalate	117-81-7	N	0.3	—	—	0.3	µg/L	Y	U	U	N3B-2021-24	CAWR-21-208735	GELC
Pajarito at Rio Grande	—	10/05/2020	WS	F	INIT	REG	Inorganic	SW-846:6010C	Boron	B	Y	30	—	—	15	µg/L	Y	J	J	N3B-2021-24	CAWR-21-208734	GELC
Pajarito at Rio Grande	—	10/05/2020	WS	UF	INIT	REG	Inorganic	SW-846:6010C	Boron	B	Y	29.8	—	—	15	µg/L	Y	J	J	N3B-2021-24	CAWR-21-208735	GELC
Pajarito at Rio Grande	—	10/05/2020	WS	F	INIT	REG	General Chemistry	EPA:300.0	Bromide	Br(-1)	N	0.067	—	—	0.067	mg/L	Y	U	U	N3B-2021-24	CAWR-21-208734	GELC
Pajarito at Rio Grande	—	10/05/2020	WS	UF	INIT	REG	VOC	SW-846:8260B	Bromobenzene	108-86-1	N	0.3	—	—	0.3	µg/L	Y	U	U	N3B-2021-24	CAWR-21-208735	GELC
Pajarito at Rio Grande	—	10/05/2020	WS	UF	INIT	REG	VOC	SW-846:8260B	Bromochloromethane	74-97-5	N	0.3	—	—	0.3	µg/L	Y	U	U	N3B-2021-24	CAWR-21-208735	GELC
Pajarito at Rio Grande	—	10/05/2020	WS	UF	INIT	REG	VOC	SW-846:8260B	Bromodichloromethane	75-27-4	N	0.3	—	—	0.3	µg/L	Y	U	U	N3B-2021-24	CAWR-21-208735	GELC
Pajarito at Rio Grande	—	10/05/2020	WS	UF	INIT	REG	VOC	SW-846:8260B	Bromoform	75-25-2	N	0.3	—	—	0.3	µg/L	Y	U	UJ	N3B-2021-24	CAWR-21-208735	GELC
Pajarito at Rio Grande	—	10/05/2020	WS	UF	INIT	REG	VOC	SW-846:8260B	Bromomethane	74-83-9	N	0.3	—	—	0.3	µg/L	Y	U	U	N3B-2021-24	CAWR-21-208735	GELC
Pajarito at Rio Grande	—	10/05/2020	WS	UF	INIT	REG	SVOC	SW-846:8270D	Bromophenyl-phenylether[4-]	101-55-3	N	3	—	—	3	µg/L	Y	U	U	N3B-2021-24	CAWR-21-208735	GELC
Pajarito at Rio Grande	—	10/05/2020	WS	UF	INIT	REG	VOC	SW-846:8260B	Butanol[1-]	71-36-3	N	15	—	—	15	µg/L	Y	U	UJ	N3B-2021-24	CAWR-21-208735	GELC
Pajarito at Rio Grande	—	10/05/2020	WS	UF	INIT	REG	VOC	SW-846:8260B	Butanone[2-]	78-93-3	N	1.5	—	—	1.5	µg/L	Y	U	U	N3B-2021-24	CAWR-21-208735	GELC
Pajarito at Rio Grande	—	10/05/2020	WS	UF	INIT	REG	VOC	SW-846:8260B	Butylbenzene[n-]	104-51-8	N	0.3	—	—	0.3	µg/L	Y	U	U	N3B-2021-24	CAWR-21-208735	GELC
Pajarito at Rio Grande	—	10/05/2020	WS	UF	INIT	REG	VOC	SW-846:8260B	Butylbenzene[sec-]	135-98-8	N	0.3	—	—	0.3	µg/L	Y	U	U	N3B-2021-24	CAWR-21-208735	GELC
Pajarito at Rio Grande	—	10/05/2020	WS	UF	INIT	REG	VOC	SW-846:8260B	Butylbenzene[tert-]	98-06-6	N	0.3	—	—	0.3	µg/L	Y	U	U	N3B-2021-24	CAWR-21-208735	GELC
Pajarito at Rio Grande	—	10/05/2020	WS	UF	INIT	REG	SVOC	SW-846:8270D	Butylbenzylphthalate	85-68-7	N	0.3	—	—	0.3	µg/L	Y	U	U	N3B-2021-24	CAWR-21-208735	GELC
Pajarito at Rio Grande	—	10/05/2020	WS	F	INIT	REG	Inorganic	SW-846:6020B	Cadmium	Cd	N	0.3	—	—	0.3	µg/L	Y	U	U	N3B-2021-24	CAWR-21-208734	GELC
Pajarito at Rio Grande	—	10/05/2020	WS	UF	INIT	REG	Inorganic	SW-846:6020B	Cadmium	Cd	N	0.3	—	—	0.3	µg/L	Y	U	U	N3B-2021-24	CAWR-21-208735	GELC
Pajarito at Rio Grande	—	10/05/2020	WS	F	INIT	REG	Inorganic	SW-846:6010C	Calcium	Ca	Y	20.9	—	—	0.05	mg/L	Y	E	J	N3B-2021-24	CAWR-21-208734	GELC
Pajarito at Rio Grande	—	10/05/2020	WS	UF	INIT	REG	Inorganic	SW-846:6010C	Calcium	Ca	Y	20.8	—	—	0.05	mg/L	Y	E	J	N3B-2021-24	CAWR-21-208735	GELC

Table C-1 Analytical Results from the Periodic Monitoring Events Reported in the Periodic Monitoring Report

Location ID	Screen Depth	Sample Date	Sample Type	Field Preparation Code	Analysis Type Code	Sample Purpose	Method Category	Lab Method	Parameter Name	Parameter Code	Detected	Report Result	Lab Uncertainty	Report MDA	Report MDL	Report Unit	Best Value	Lab Qualifier	Validation Qualifier	COC #	Field Sample ID	Lab ID
Pajarito at Rio Grande	—	10/05/2020	WS	UF	INIT	REG	VOC	SW-846:8260B	Carbon Disulfide	75-15-0	N	1.5	—	—	1.5	µg/L	Y	U	U	N3B-2021-24	CAWR-21-208735	GELC
Pajarito at Rio Grande	—	10/05/2020	WS	UF	INIT	REG	VOC	SW-846:8260B	Carbon Tetrachloride	56-23-5	N	0.3	—	—	0.3	µg/L	Y	U	U	N3B-2021-24	CAWR-21-208735	GELC
Pajarito at Rio Grande	—	10/05/2020	WS	UF	INIT	REG	RAD	EPA:901.1	Cesium-137	Cs-137	N	-0.0708	1.15	4.3	—	pCi/L	Y	U	U	N3B-2021-24	CAWR-21-208735	GELC
Pajarito at Rio Grande	—	10/05/2020	WS	F	INIT	REG	General Chemistry	EPA:300.0	Chloride	Cl(-1)	Y	5.5	—	—	0.067	mg/L	Y	—	NQ	N3B-2021-24	CAWR-21-208734	GELC
Pajarito at Rio Grande	—	10/05/2020	WS	UF	INIT	REG	VOC	SW-846:8260B	Chloro-1,3-butadiene[2-]	126-99-8	N	0.3	—	—	0.3	µg/L	Y	U	U	N3B-2021-24	CAWR-21-208735	GELC
Pajarito at Rio Grande	—	10/05/2020	WS	UF	INIT	REG	VOC	SW-846:8260B	Chloro-1-propene[3-]	107-05-1	N	1.5	—	—	1.5	µg/L	Y	U	U	N3B-2021-24	CAWR-21-208735	GELC
Pajarito at Rio Grande	—	10/05/2020	WS	UF	INIT	REG	SVOC	SW-846:8270D	Chloro-3-methylphenol[4-]	59-50-7	N	3	—	—	3	µg/L	Y	U	U	N3B-2021-24	CAWR-21-208735	GELC
Pajarito at Rio Grande	—	10/05/2020	WS	UF	INIT	REG	SVOC	SW-846:8270D	Chloroaniline[4-]	106-47-8	N	3.3	—	—	3.3	µg/L	Y	U	U	N3B-2021-24	CAWR-21-208735	GELC
Pajarito at Rio Grande	—	10/05/2020	WS	UF	INIT	REG	VOC	SW-846:8260B	Chlorobenzene	108-90-7	N	0.3	—	—	0.3	µg/L	Y	U	U	N3B-2021-24	CAWR-21-208735	GELC
Pajarito at Rio Grande	—	10/05/2020	WS	UF	INIT	REG	VOC	SW-846:8260B	Chlorodibromomethane	124-48-1	N	0.3	—	—	0.3	µg/L	Y	U	UJ	N3B-2021-24	CAWR-21-208735	GELC
Pajarito at Rio Grande	—	10/05/2020	WS	UF	INIT	REG	VOC	SW-846:8260B	Chloroethane	75-00-3	N	0.3	—	—	0.3	µg/L	Y	U	U	N3B-2021-24	CAWR-21-208735	GELC
Pajarito at Rio Grande	—	10/05/2020	WS	UF	INIT	REG	VOC	SW-846:8260B	Chloroform	67-66-3	N	0.3	—	—	0.3	µg/L	Y	U	U	N3B-2021-24	CAWR-21-208735	GELC
Pajarito at Rio Grande	—	10/05/2020	WS	UF	INIT	REG	VOC	SW-846:8260B	Chloromethane	74-87-3	N	0.3	—	—	0.3	µg/L	Y	U	U	N3B-2021-24	CAWR-21-208735	GELC
Pajarito at Rio Grande	—	10/05/2020	WS	UF	INIT	REG	SVOC	SW-846:8270D	Chloronaphthalene[2-]	91-58-7	N	0.41	—	—	0.41	µg/L	Y	U	U	N3B-2021-24	CAWR-21-208735	GELC
Pajarito at Rio Grande	—	10/05/2020	WS	UF	INIT	REG	SVOC	SW-846:8270D	Chlorophenol[2-]	95-57-8	N	3	—	—	3	µg/L	Y	U	U	N3B-2021-24	CAWR-21-208735	GELC
Pajarito at Rio Grande	—	10/05/2020	WS	UF	INIT	REG	SVOC	SW-846:8270D	Chlorophenyl-phenyl[4-] Ether	7005-72-3	N	3	—	—	3	µg/L	Y	U	U	N3B-2021-24	CAWR-21-208735	GELC
Pajarito at Rio Grande	—	10/05/2020	WS	UF	INIT	REG	VOC	SW-846:8260B	Chlorotoluene[2-]	95-49-8	N	0.3	—	—	0.3	µg/L	Y	U	U	N3B-2021-24	CAWR-21-208735	GELC
Pajarito at Rio Grande	—	10/05/2020	WS	UF	INIT	REG	VOC	SW-846:8260B	Chlorotoluene[4-]	106-43-4	N	0.3	—	—	0.3	µg/L	Y	U	U	N3B-2021-24	CAWR-21-208735	GELC
Pajarito at Rio Grande	—	10/05/2020	WS	F	INIT	REG	Inorganic	SW-846:6020B	Chromium	Cr	Y	3.76	—	—	3	µg/L	Y	J	J	N3B-2021-24	CAWR-21-208734	GELC
Pajarito at Rio Grande	—	10/05/2020	WS	UF	INIT	REG	Inorganic	SW-846:6020B	Chromium	Cr	Y	4.18	—	—	3	µg/L	Y	J	J	N3B-2021-24	CAWR-21-208735	GELC
Pajarito at Rio Grande	—	10/05/2020	WS	UF	INIT	REG	SVOC	SW-846:8270D	Chrysene	218-01-9	N	0.3	—	—	0.3	µg/L	Y	U	U	N3B-2021-24	CAWR-21-208735	GELC
Pajarito at Rio Grande	—	10/05/2020	WS	F	INIT	REG	Inorganic	SW-846:6010C	Cobalt	Co	N	1	—	—	1	µg/L	Y	U	U	N3B-2021-24	CAWR-21-208734	GELC
Pajarito at Rio Grande	—	10/05/2020	WS	UF	INIT	REG	Inorganic	SW-846:6010C	Cobalt	Co	N	1	—	—	1	µg/L	Y	U	U	N3B-2021-24	CAWR-21-208735	GELC
Pajarito at Rio Grande	—	10/05/2020	WS	UF	INIT	REG	RAD	EPA:901.1	Cobalt-60	Co-60	N	-0.0053	1.14	4.49	—	pCi/L	Y	U	U	N3B-2021-24	CAWR-21-208735	GELC
Pajarito at Rio Grande	—	10/05/2020	WS	F	INIT	REG	Inorganic	SW-846:6010C	Copper	Cu	N	3	—	—	3	µg/L	Y	U	U	N3B-2021-24	CAWR-21-208734	GELC
Pajarito at Rio Grande	—	10/05/2020	WS	UF	INIT	REG	Inorganic	SW-846:6010C	Copper	Cu	N	3	—	—	3	µg/L	Y	U	U	N3B-2021-24	CAWR-21-208735	GELC
Pajarito at Rio Grande	—	10/05/2020	WS	UF	INIT	REG	Inorganic	EPA:335.4	Cyanide (Total)	CN(TOTAL)	N	0.00167	—	—	0.00167	mg/L	Y	U	U	N3B-2021-24	CAWR-21-208735	GELC
Pajarito at Rio Grande	—	10/05/2020	WS	UF	INIT	REG	SVOC	SW-846:8270D	Di-n-butylphthalate	84-74-2	N	0.3	—	—	0.3	µg/L	Y	U	U	N3B-2021-24	CAWR-21-208735	GELC
Pajarito at Rio Grande	—	10/05/2020	WS	UF	INIT	REG	SVOC	SW-846:8270D	Di-n-octylphthalate	117-84-0	N	0.3	—	—	0.3	µg/L	Y	U	U	N3B-2021-24	CAWR-21-208735	GELC
Pajarito at Rio Grande	—	10/05/2020	WS	UF	INIT	REG	SVOC	SW-846:8270D	Dibenz(a,h)anthracene	53-70-3	N	0.3	—	—	0.3	µg/L	Y	U	U	N3B-2021-24	CAWR-21-208735	GELC
Pajarito at Rio Grande	—	10/05/2020	WS	UF	INIT	REG	SVOC	SW-846:8270D	Dibenzofuran	132-64-9	N	3	—	—	3	µg/L	Y	U	U	N3B-2021-24	CAWR-21-208735	GELC

Table C-1 Analytical Results from the Periodic Monitoring Events Reported in the Periodic Monitoring Report

Location ID	Screen Depth	Sample Date	Sample Type	Field Preparation Code	Analysis Type Code	Sample Purpose	Method Category	Lab Method	Parameter Name	Parameter Code	Detected	Report Result	Lab Uncertainty	Report MDA	Report MDL	Report Unit	Best Value	Lab Qualifier	Validation Qualifier	COC #	Field Sample ID	Lab ID
Pajarito at Rio Grande	—	10/05/2020	WS	UF	INIT	REG	VOC	SW-846:8260B	Dibromo-3-Chloropropane[1,2-]	96-12-8	N	0.5	—	—	0.5	µg/L	Y	U	UJ	N3B-2021-24	CAWR-21-208735	GELC
Pajarito at Rio Grande	—	10/05/2020	WS	UF	INIT	REG	VOC	SW-846:8260B	Dibromoethane[1,2-]	106-93-4	N	0.3	—	—	0.3	µg/L	Y	U	U	N3B-2021-24	CAWR-21-208735	GELC
Pajarito at Rio Grande	—	10/05/2020	WS	UF	INIT	REG	VOC	SW-846:8260B	Dibromomethane	74-95-3	N	0.3	—	—	0.3	µg/L	Y	U	U	N3B-2021-24	CAWR-21-208735	GELC
Pajarito at Rio Grande	—	10/05/2020	WS	UF	INIT	REG	SVOC	SW-846:8270D	Dichlorobenzene[1,2-]	95-50-1	N	3	—	—	3	µg/L	Y	U	U	N3B-2021-24	CAWR-21-208735	GELC
Pajarito at Rio Grande	—	10/05/2020	WS	UF	INIT	REG	VOC	SW-846:8260B	Dichlorobenzene[1,2-]	95-50-1	N	0.3	—	—	0.3	µg/L	Y	U	U	N3B-2021-24	CAWR-21-208735	GELC
Pajarito at Rio Grande	—	10/05/2020	WS	UF	INIT	REG	SVOC	SW-846:8270D	Dichlorobenzene[1,3-]	541-73-1	N	3	—	—	3	µg/L	Y	U	U	N3B-2021-24	CAWR-21-208735	GELC
Pajarito at Rio Grande	—	10/05/2020	WS	UF	INIT	REG	VOC	SW-846:8260B	Dichlorobenzene[1,3-]	541-73-1	N	0.3	—	—	0.3	µg/L	Y	U	U	N3B-2021-24	CAWR-21-208735	GELC
Pajarito at Rio Grande	—	10/05/2020	WS	UF	INIT	REG	SVOC	SW-846:8270D	Dichlorobenzene[1,4-]	106-46-7	N	3	—	—	3	µg/L	Y	U	U	N3B-2021-24	CAWR-21-208735	GELC
Pajarito at Rio Grande	—	10/05/2020	WS	UF	INIT	REG	VOC	SW-846:8260B	Dichlorobenzene[1,4-]	106-46-7	N	0.3	—	—	0.3	µg/L	Y	U	U	N3B-2021-24	CAWR-21-208735	GELC
Pajarito at Rio Grande	—	10/05/2020	WS	UF	INIT	REG	SVOC	SW-846:8270D	Dichlorobenzidine[3,3'-]	91-94-1	N	3	—	—	3	µg/L	Y	U	U	N3B-2021-24	CAWR-21-208735	GELC
Pajarito at Rio Grande	—	10/05/2020	WS	UF	INIT	REG	VOC	SW-846:8260B	Dichlorodifluoromethane	75-71-8	N	0.3	—	—	0.3	µg/L	Y	U	U	N3B-2021-24	CAWR-21-208735	GELC
Pajarito at Rio Grande	—	10/05/2020	WS	UF	INIT	REG	VOC	SW-846:8260B	Dichloroethane[1,1-]	75-34-3	N	0.3	—	—	0.3	µg/L	Y	U	U	N3B-2021-24	CAWR-21-208735	GELC
Pajarito at Rio Grande	—	10/05/2020	WS	UF	INIT	REG	VOC	SW-846:8260B	Dichloroethane[1,2-]	107-06-2	N	0.3	—	—	0.3	µg/L	Y	U	U	N3B-2021-24	CAWR-21-208735	GELC
Pajarito at Rio Grande	—	10/05/2020	WS	UF	INIT	REG	VOC	SW-846:8260B	Dichloroethene[1,1-]	75-35-4	N	0.3	—	—	0.3	µg/L	Y	U	U	N3B-2021-24	CAWR-21-208735	GELC
Pajarito at Rio Grande	—	10/05/2020	WS	UF	INIT	REG	VOC	SW-846:8260B	Dichloroethene[cis-1,2-]	156-59-2	N	0.3	—	—	0.3	µg/L	Y	U	U	N3B-2021-24	CAWR-21-208735	GELC
Pajarito at Rio Grande	—	10/05/2020	WS	UF	INIT	REG	VOC	SW-846:8260B	Dichloroethene[trans-1,2-]	156-60-5	N	0.3	—	—	0.3	µg/L	Y	U	U	N3B-2021-24	CAWR-21-208735	GELC
Pajarito at Rio Grande	—	10/05/2020	WS	UF	INIT	REG	SVOC	SW-846:8270D	Dichlorophenol[2,4-]	120-83-2	N	3	—	—	3	µg/L	Y	U	U	N3B-2021-24	CAWR-21-208735	GELC
Pajarito at Rio Grande	—	10/05/2020	WS	UF	INIT	REG	VOC	SW-846:8260B	Dichloropropane[1,2-]	78-87-5	N	0.3	—	—	0.3	µg/L	Y	U	U	N3B-2021-24	CAWR-21-208735	GELC
Pajarito at Rio Grande	—	10/05/2020	WS	UF	INIT	REG	VOC	SW-846:8260B	Dichloropropane[1,3-]	142-28-9	N	0.3	—	—	0.3	µg/L	Y	U	U	N3B-2021-24	CAWR-21-208735	GELC
Pajarito at Rio Grande	—	10/05/2020	WS	UF	INIT	REG	VOC	SW-846:8260B	Dichloropropane[2,2-]	594-20-7	N	0.3	—	—	0.3	µg/L	Y	U	U	N3B-2021-24	CAWR-21-208735	GELC
Pajarito at Rio Grande	—	10/05/2020	WS	UF	INIT	REG	VOC	SW-846:8260B	Dichloropropene[1,1-]	563-58-6	N	0.3	—	—	0.3	µg/L	Y	U	U	N3B-2021-24	CAWR-21-208735	GELC
Pajarito at Rio Grande	—	10/05/2020	WS	UF	INIT	REG	VOC	SW-846:8260B	Dichloropropene[cis-1,3-]	10061-01-5	N	0.3	—	—	0.3	µg/L	Y	U	U	N3B-2021-24	CAWR-21-208735	GELC
Pajarito at Rio Grande	—	10/05/2020	WS	UF	INIT	REG	VOC	SW-846:8260B	Dichloropropene[trans-1,3-]	10061-02-6	N	0.3	—	—	0.3	µg/L	Y	U	U	N3B-2021-24	CAWR-21-208735	GELC
Pajarito at Rio Grande	—	10/05/2020	WS	UF	INIT	REG	VOC	SW-846:8260B	Diethyl Ether	60-29-7	N	0.3	—	—	0.3	µg/L	Y	U	U	N3B-2021-24	CAWR-21-208735	GELC
Pajarito at Rio Grande	—	10/05/2020	WS	UF	INIT	REG	SVOC	SW-846:8270D	Diethylphthalate	84-66-2	N	0.3	—	—	0.3	µg/L	Y	U	U	N3B-2021-24	CAWR-21-208735	GELC
Pajarito at Rio Grande	—	10/05/2020	WS	UF	INIT	REG	SVOC	SW-846:8270D	Dimethyl Phthalate	131-11-3	N	0.3	—	—	0.3	µg/L	Y	U	U	N3B-2021-24	CAWR-21-208735	GELC
Pajarito at Rio Grande	—	10/05/2020	WS	UF	INIT	REG	SVOC	SW-846:8270D	Dimethylphenol[2,4-]	105-67-9	N	3	—	—	3	µg/L	Y	U	U	N3B-2021-24	CAWR-21-208735	GELC
Pajarito at Rio Grande	—	10/05/2020	WS	UF	INIT	REG	SVOC	SW-846:8270D	Dinitro-2-methylphenol[4,6-]	534-52-1	N	3	—	—	3	µg/L	Y	U	U	N3B-2021-24	CAWR-21-208735	GELC
Pajarito at Rio Grande	—	10/05/2020	WS	UF	INIT	REG	LCMS/MS High Explosives	SW-846:8330B	Dinitrobenzene[1,3-]	99-65-0	N	0.08	—	—	0.08	µg/L	Y	U	U	N3B-2021-24	CAWR-21-208735	GELC
Pajarito at Rio Grande	—	10/05/2020	WS	UF	INIT	REG	SVOC	SW-846:8270D	Dinitrophenol[2,4-]	51-28-5	N	5	—	—	5	µg/L	Y	U	UJ	N3B-2021-24	CAWR-21-208735	GELC
Pajarito at Rio Grande	—	10/05/2020	WS	UF	INIT	REG	LCMS/MS High Explosives	SW-846:8330B	Dinitrotoluene[2,4-]	121-14-2	N	0.08	—	—	0.08	µg/L	Y	U	U	N3B-2021-24	CAWR-21-208735	GELC

Table C-1 Analytical Results from the Periodic Monitoring Events Reported in the Periodic Monitoring Report

Location ID	Screen Depth	Sample Date	Sample Type	Field Preparation Code	Analysis Type Code	Sample Purpose	Method Category	Lab Method	Parameter Name	Parameter Code	Detected	Report Result	Lab Uncertainty	Report MDA	Report MDL	Report Unit	Best Value	Lab Qualifier	Validation Qualifier	COC #	Field Sample ID	Lab ID
Pajarito at Rio Grande	—	10/05/2020	WS	UF	INIT	REG	SVOC	SW-846:8270D	Dinitrotoluene[2,4-]	121-14-2	N	3	—	—	3	µg/L	Y	U	U	N3B-2021-24	CAWR-21-208735	GELC
Pajarito at Rio Grande	—	10/05/2020	WS	UF	INIT	REG	LCMS/MS High Explosives	SW-846:8330B	Dinitrotoluene[2,6-]	606-20-2	N	0.08	—	—	0.08	µg/L	Y	U	U	N3B-2021-24	CAWR-21-208735	GELC
Pajarito at Rio Grande	—	10/05/2020	WS	UF	INIT	REG	SVOC	SW-846:8270D	Dinitrotoluene[2,6-]	606-20-2	N	3	—	—	3	µg/L	Y	U	U	N3B-2021-24	CAWR-21-208735	GELC
Pajarito at Rio Grande	—	10/05/2020	WS	UF	INIT	REG	SVOC	SW-846:8270D	Dinoseb	88-85-7	N	3	—	—	3	µg/L	Y	U	U	N3B-2021-24	CAWR-21-208735	GELC
Pajarito at Rio Grande	—	10/05/2020	WS	UF	INIT	REG	SVOC	SW-846:8270D	Dioxane[1,4-]	123-91-1	N	3	—	—	3	µg/L	Y	U	U	N3B-2021-24	CAWR-21-208735	GELC
Pajarito at Rio Grande	—	10/05/2020	WS	UF	INIT	REG	SVOC	SW-846:8270E_SIM	Dioxane[1,4-]	123-91-1	N	0.1	—	—	0.1	µg/L	Y	U	U	N3B-2021-24	CAWR-21-208735	GELC
Pajarito at Rio Grande	—	10/05/2020	WS	UF	INIT	REG	SVOC	SW-846:8270D	Diphenylamine	122-39-4	N	3	—	—	3	µg/L	Y	U	U	N3B-2021-24	CAWR-21-208735	GELC
Pajarito at Rio Grande	—	10/05/2020	WS	UF	INIT	REG	SVOC	SW-846:8270D	Diphenylhydrazine[1,2-]	122-66-7	N	3	—	—	3	µg/L	Y	U	U	N3B-2021-24	CAWR-21-208735	GELC
Pajarito at Rio Grande	—	10/05/2020	WS	UF	INIT	REG	VOC	SW-846:8260B	Ethyl Methacrylate	97-63-2	N	1.5	—	—	1.5	µg/L	Y	U	U	N3B-2021-24	CAWR-21-208735	GELC
Pajarito at Rio Grande	—	10/05/2020	WS	UF	INIT	REG	VOC	SW-846:8260B	Ethylbenzene	100-41-4	N	0.3	—	—	0.3	µg/L	Y	U	U	N3B-2021-24	CAWR-21-208735	GELC
Pajarito at Rio Grande	—	10/05/2020	WS	UF	INIT	REG	SVOC	SW-846:8270D	Fluoranthene	206-44-0	N	0.3	—	—	0.3	µg/L	Y	U	U	N3B-2021-24	CAWR-21-208735	GELC
Pajarito at Rio Grande	—	10/05/2020	WS	UF	INIT	REG	SVOC	SW-846:8270D	Fluorene	86-73-7	N	0.3	—	—	0.3	µg/L	Y	U	U	N3B-2021-24	CAWR-21-208735	GELC
Pajarito at Rio Grande	—	10/05/2020	WS	F	INIT	REG	General Chemistry	EPA:300.0	Fluoride	F(-1)	Y	0.561	—	—	0.033	mg/L	Y	—	NQ	N3B-2021-24	CAWR-21-208734	GELC
Pajarito at Rio Grande	—	10/05/2020	WS	UF	INIT	REG	RAD	EPA:900	Gross alpha	GROSSA	N	-0.223	0.662	2.86	—	pCi/L	Y	U	U	N3B-2021-24	CAWR-21-208735	GELC
Pajarito at Rio Grande	—	10/05/2020	WS	UF	INIT	REG	RAD	EPA:900	Gross beta	GROSSB	N	2.64	0.874	2.71	—	pCi/L	Y	U	U	N3B-2021-24	CAWR-21-208735	GELC
Pajarito at Rio Grande	—	10/05/2020	WS	F	INIT	REG	Inorganic	SM:A2340B	Hardness	Hardness	Y	72.9	—	—	0.453	mg/L	Y	—	NQ	N3B-2021-24	CAWR-21-208734	GELC
Pajarito at Rio Grande	—	10/05/2020	WS	UF	INIT	REG	Inorganic	SM:A2340B	Hardness	Hardness	Y	72.4	—	—	0.453	mg/L	Y	—	NQ	N3B-2021-24	CAWR-21-208735	GELC
Pajarito at Rio Grande	—	10/05/2020	WS	UF	INIT	REG	HRGC/HRMS	SW-846:8290A	Heptachlorodibenzodioxin[1,2,3,4,6,7,8-]	35822-46-9	N	0.00000516	—	—	0.0000185	µg/L	Y	U	U	N3B-2021-25	CAWR-21-208735	CFA
Pajarito at Rio Grande	—	10/05/2020	WS	UF	INIT	REG	HRGC/HRMS	SW-846:8290A	Heptachlorodibenzodioxins (Total)	37871-00-4	N	0	—	—	—	µg/L	Y	U	U	N3B-2021-25	CAWR-21-208735	CFA
Pajarito at Rio Grande	—	10/05/2020	WS	UF	INIT	REG	HRGC/HRMS	SW-846:8290A	Heptachlorodibenzofuran[1,2,3,4,6,7,8-]	67562-39-4	N	0.00000516	—	—	0.0000135	µg/L	Y	U	U	N3B-2021-25	CAWR-21-208735	CFA
Pajarito at Rio Grande	—	10/05/2020	WS	UF	INIT	REG	HRGC/HRMS	SW-846:8290A	Heptachlorodibenzofuran[1,2,3,4,7,8,9-]	55673-89-7	N	0.00000516	—	—	0.0000157	µg/L	Y	U	U	N3B-2021-25	CAWR-21-208735	CFA
Pajarito at Rio Grande	—	10/05/2020	WS	UF	INIT	REG	HRGC/HRMS	SW-846:8290A	Heptachlorodibenzofurans (Total)	38998-75-3	N	0	—	—	—	µg/L	Y	U	U	N3B-2021-25	CAWR-21-208735	CFA
Pajarito at Rio Grande	—	10/05/2020	WS	UF	INIT	REG	SVOC	SW-846:8270D	Hexachlorobenzene	118-74-1	N	3	—	—	3	µg/L	Y	U	U	N3B-2021-24	CAWR-21-208735	GELC
Pajarito at Rio Grande	—	10/05/2020	WS	UF	INIT	REG	SVOC	SW-846:8270D	Hexachlorobutadiene	87-68-3	N	3	—	—	3	µg/L	Y	U	U	N3B-2021-24	CAWR-21-208735	GELC
Pajarito at Rio Grande	—	10/05/2020	WS	UF	INIT	REG	VOC	SW-846:8260B	Hexachlorobutadiene	87-68-3	N	0.3	—	—	0.3	µg/L	Y	U	U	N3B-2021-24	CAWR-21-208735	GELC
Pajarito at Rio Grande	—	10/05/2020	WS	UF	INIT	REG	SVOC	SW-846:8270D	Hexachlorocyclopentadiene	77-47-4	N	3	—	—	3	µg/L	Y	U	U	N3B-2021-24	CAWR-21-208735	GELC
Pajarito at Rio Grande	—	10/05/2020	WS	UF	INIT	REG	HRGC/HRMS	SW-846:8290A	Hexachlorodibenzodioxin[1,2,3,4,7,8-]	39227-28-6	N	0.00000516	—	—	0.0000223	µg/L	Y	U	U	N3B-2021-25	CAWR-21-208735	CFA
Pajarito at Rio Grande	—	10/05/2020	WS	UF	INIT	REG	HRGC/HRMS	SW-846:8290A	Hexachlorodibenzodioxin[1,2,3,6,7,8-]	57653-85-7	N	0.00000516	—	—	0.0000177	µg/L	Y	U	U	N3B-2021-25	CAWR-21-208735	CFA
Pajarito at Rio Grande	—	10/05/2020	WS	UF	INIT	REG	HRGC/HRMS	SW-846:8290A	Hexachlorodibenzodioxin[1,2,3,7,8,9-]	19408-74-3	N	0.00000516	—	—	0.0000204	µg/L	Y	U	U	N3B-2021-25	CAWR-21-208735	CFA
Pajarito at Rio Grande	—	10/05/2020	WS	UF	INIT	REG	HRGC/HRMS	SW-846:8290A	Hexachlorodibenzodioxins (Total)	34465-46-8	N	0	—	—	—	µg/L	Y	U	U	N3B-2021-25	CAWR-21-208735	CFA
Pajarito at Rio Grande	—	10/05/2020	WS	UF	INIT	REG	HRGC/HRMS	SW-846:8290A	Hexachlorodibenzofuran[1,2,3,4,7,8-]	70648-26-9	N	0.00000516	—	—	0.0000167	µg/L	Y	U	U	N3B-2021-25	CAWR-21-208735	CFA

Table C-1 Analytical Results from the Periodic Monitoring Events Reported in the Periodic Monitoring Report

Location ID	Screen Depth	Sample Date	Sample Type	Field Preparation Code	Analysis Type Code	Sample Purpose	Method Category	Lab Method	Parameter Name	Parameter Code	Detected	Report Result	Lab Uncertainty	Report MDA	Report MDL	Report Unit	Best Value	Lab Qualifier	Validation Qualifier	COC #	Field Sample ID	Lab ID
Pajarito at Rio Grande	—	10/05/2020	WS	UF	INIT	REG	HRGC/HRMS	SW-846:8290A	Hexachlorodibenzofuran[1,2,3,6,7,8-]	57117-44-9	N	0.00000516	—	—	0.0000154	µg/L	Y	U	U	N3B-2021-25	CAWR-21-208735	CFA
Pajarito at Rio Grande	—	10/05/2020	WS	UF	INIT	REG	HRGC/HRMS	SW-846:8290A	Hexachlorodibenzofuran[1,2,3,7,8,9-]	72918-21-9	N	0.00000516	—	—	0.0000172	µg/L	Y	U	U	N3B-2021-25	CAWR-21-208735	CFA
Pajarito at Rio Grande	—	10/05/2020	WS	UF	INIT	REG	HRGC/HRMS	SW-846:8290A	Hexachlorodibenzofuran[2,3,4,6,7,8-]	60851-34-5	N	0.00000516	—	—	0.0000149	µg/L	Y	U	U	N3B-2021-25	CAWR-21-208735	CFA
Pajarito at Rio Grande	—	10/05/2020	WS	UF	INIT	REG	HRGC/HRMS	SW-846:8290A	Hexachlorodibenzofurans (Total)	55684-94-1	N	0	—	—	—	µg/L	Y	U	U	N3B-2021-25	CAWR-21-208735	CFA
Pajarito at Rio Grande	—	10/05/2020	WS	UF	INIT	REG	SVOC	SW-846:8270D	Hexachloroethane	67-72-1	N	3	—	—	3	µg/L	Y	U	U	N3B-2021-24	CAWR-21-208735	GELC
Pajarito at Rio Grande	—	10/05/2020	WS	UF	INIT	REG	VOC	SW-846:8260B	Hexanone[2-]	591-78-6	N	1.5	—	—	1.5	µg/L	Y	U	U	N3B-2021-24	CAWR-21-208735	GELC
Pajarito at Rio Grande	—	10/05/2020	WS	UF	INIT	REG	LCMS/MS High Explosives	SW-846:8330B	HMX	2691-41-0	N	0.08	—	—	0.08	µg/L	Y	U	U	N3B-2021-24	CAWR-21-208735	GELC
Pajarito at Rio Grande	—	10/05/2020	WS	UF	INIT	REG	SVOC	SW-846:8270D	Indeno(1,2,3-cd)pyrene	193-39-5	N	0.3	—	—	0.3	µg/L	Y	U	U	N3B-2021-24	CAWR-21-208735	GELC
Pajarito at Rio Grande	—	10/05/2020	WS	UF	INIT	REG	VOC	SW-846:8260B	Iodomethane	74-88-4	N	1.5	—	—	1.5	µg/L	Y	U	U	N3B-2021-24	CAWR-21-208735	GELC
Pajarito at Rio Grande	—	10/05/2020	WS	F	INIT	REG	Inorganic	SW-846:6010C	Iron	Fe	N	30	—	—	30	µg/L	Y	U	U	N3B-2021-24	CAWR-21-208734	GELC
Pajarito at Rio Grande	—	10/05/2020	WS	UF	INIT	REG	Inorganic	SW-846:6010C	Iron	Fe	N	30	—	—	30	µg/L	Y	U	U	N3B-2021-24	CAWR-21-208735	GELC
Pajarito at Rio Grande	—	10/05/2020	WS	UF	INIT	REG	VOC	SW-846:8260B	Isobutyl alcohol	78-83-1	N	15	—	—	15	µg/L	Y	U	UJ	N3B-2021-24	CAWR-21-208735	GELC
Pajarito at Rio Grande	—	10/05/2020	WS	UF	INIT	REG	SVOC	SW-846:8270D	Isophorone	78-59-1	N	3.5	—	—	3.5	µg/L	Y	U	U	N3B-2021-24	CAWR-21-208735	GELC
Pajarito at Rio Grande	—	10/05/2020	WS	UF	INIT	REG	VOC	SW-846:8260B	Isopropylbenzene	98-82-8	N	0.3	—	—	0.3	µg/L	Y	U	U	N3B-2021-24	CAWR-21-208735	GELC
Pajarito at Rio Grande	—	10/05/2020	WS	UF	INIT	REG	VOC	SW-846:8260B	Isopropyltoluene[4-]	99-87-6	N	0.3	—	—	0.3	µg/L	Y	U	U	N3B-2021-24	CAWR-21-208735	GELC
Pajarito at Rio Grande	—	10/05/2020	WS	F	INIT	REG	Inorganic	SW-846:6020B	Lead	Pb	N	0.5	—	—	0.5	µg/L	Y	U	U	N3B-2021-24	CAWR-21-208734	GELC
Pajarito at Rio Grande	—	10/05/2020	WS	UF	INIT	REG	Inorganic	SW-846:6020B	Lead	Pb	Y	0.831	—	—	0.5	µg/L	Y	J	J	N3B-2021-24	CAWR-21-208735	GELC
Pajarito at Rio Grande	—	10/05/2020	WS	F	INIT	REG	Inorganic	SW-846:6010C	Magnesium	Mg	Y	5.02	—	—	0.11	mg/L	Y	—	NQ	N3B-2021-24	CAWR-21-208734	GELC
Pajarito at Rio Grande	—	10/05/2020	WS	UF	INIT	REG	Inorganic	SW-846:6010C	Magnesium	Mg	Y	4.97	—	—	0.11	mg/L	Y	—	NQ	N3B-2021-24	CAWR-21-208735	GELC
Pajarito at Rio Grande	—	10/05/2020	WS	F	INIT	REG	Inorganic	SW-846:6010C	Manganese	Mn	N	2	—	—	2	µg/L	Y	U	U	N3B-2021-24	CAWR-21-208734	GELC
Pajarito at Rio Grande	—	10/05/2020	WS	UF	INIT	REG	Inorganic	SW-846:6010C	Manganese	Mn	N	2	—	—	2	µg/L	Y	U	U	N3B-2021-24	CAWR-21-208735	GELC
Pajarito at Rio Grande	—	10/05/2020	WS	F	INIT	REG	Inorganic	SW-846:7470A	Mercury	Hg	N	0.067	—	—	0.067	µg/L	Y	U	U	N3B-2021-24	CAWR-21-208734	GELC
Pajarito at Rio Grande	—	10/05/2020	WS	UF	INIT	REG	Inorganic	SW-846:7470A	Mercury	Hg	N	0.067	—	—	0.067	µg/L	Y	U	U	N3B-2021-24	CAWR-21-208735	GELC
Pajarito at Rio Grande	—	10/05/2020	WS	UF	INIT	REG	VOC	SW-846:8260B	Methacrylonitrile	126-98-7	N	1.5	—	—	1.5	µg/L	Y	U	U	N3B-2021-24	CAWR-21-208735	GELC
Pajarito at Rio Grande	—	10/05/2020	WS	UF	INIT	REG	VOC	SW-846:8260B	Methyl Methacrylate	80-62-6	N	1.5	—	—	1.5	µg/L	Y	U	U	N3B-2021-24	CAWR-21-208735	GELC
Pajarito at Rio Grande	—	10/05/2020	WS	UF	INIT	REG	VOC	SW-846:8260B	Methyl tert-Butyl Ether	1634-04-4	N	0.3	—	—	0.3	µg/L	Y	U	U	N3B-2021-24	CAWR-21-208735	GELC
Pajarito at Rio Grande	—	10/05/2020	WS	UF	INIT	REG	VOC	SW-846:8260B	Methyl-2-pentanone[4-]	108-10-1	N	1.5	—	—	1.5	µg/L	Y	U	U	N3B-2021-24	CAWR-21-208735	GELC
Pajarito at Rio Grande	—	10/05/2020	WS	UF	INIT	REG	VOC	SW-846:8260B	Methylene Chloride	75-09-2	N	1	—	—	1	µg/L	Y	U	UJ	N3B-2021-24	CAWR-21-208735	GELC
Pajarito at Rio Grande	—	10/05/2020	WS	UF	INIT	REG	SVOC	SW-846:8270D	Methylnaphthalene[1-]	90-12-0	N	0.3	—	—	0.3	µg/L	Y	U	U	N3B-2021-24	CAWR-21-208735	GELC
Pajarito at Rio Grande	—	10/05/2020	WS	UF	INIT	REG	SVOC	SW-846:8270D	Methylnaphthalene[2-]	91-57-6	N	0.3	—	—	0.3	µg/L	Y	U	U	N3B-2021-24	CAWR-21-208735	GELC
Pajarito at Rio Grande	—	10/05/2020	WS	UF	INIT	REG	SVOC	SW-846:8270D	Methylphenol[2-]	95-48-7	N	3	—	—	3	µg/L	Y	U	U	N3B-2021-24	CAWR-21-208735	GELC

Table C-1 Analytical Results from the Periodic Monitoring Events Reported in the Periodic Monitoring Report

Location ID	Screen Depth	Sample Date	Sample Type	Field Preparation Code	Analysis Type Code	Sample Purpose	Method Category	Lab Method	Parameter Name	Parameter Code	Detected	Report Result	Lab Uncertainty	Report MDA	Report MDL	Report Unit	Best Value	Lab Qualifier	Validation Qualifier	COC #	Field Sample ID	Lab ID
Pajarito at Rio Grande	—	10/05/2020	WS	UF	INIT	REG	SVOC	SW-846:8270D	Methylphenol[3-,4-]	65794-96-9	N	3.7	—	—	3.7	µg/L	Y	U	U	N3B-2021-24	CAWR-21-208735	GELC
Pajarito at Rio Grande	—	10/05/2020	WS	F	INIT	REG	Inorganic	SW-846:6020B	Molybdenum	Mo	Y	1.1	—	—	0.2	µg/L	Y	—	J+	N3B-2021-24	CAWR-21-208734	GELC
Pajarito at Rio Grande	—	10/05/2020	WS	UF	INIT	REG	Inorganic	SW-846:6020B	Molybdenum	Mo	Y	1.09	—	—	0.2	µg/L	Y	—	J+	N3B-2021-24	CAWR-21-208735	GELC
Pajarito at Rio Grande	—	10/05/2020	WS	UF	INIT	REG	SVOC	SW-846:8270D	Naphthalene	91-20-3	N	0.3	—	—	0.3	µg/L	Y	U	U	N3B-2021-24	CAWR-21-208735	GELC
Pajarito at Rio Grande	—	10/05/2020	WS	UF	INIT	REG	VOC	SW-846:8260B	Naphthalene	91-20-3	N	0.3	—	—	0.3	µg/L	Y	U	U	N3B-2021-24	CAWR-21-208735	GELC
Pajarito at Rio Grande	—	10/05/2020	WS	UF	INIT	REG	RAD	EPA:901.1	Neptunium-237	Np-237	N	2.71	2.25	7.87	—	pCi/L	Y	U	U	N3B-2021-24	CAWR-21-208735	GELC
Pajarito at Rio Grande	—	10/05/2020	WS	F	INIT	REG	Inorganic	SW-846:6020B	Nickel	Ni	N	0.6	—	—	0.6	µg/L	Y	U	U	N3B-2021-24	CAWR-21-208734	GELC
Pajarito at Rio Grande	—	10/05/2020	WS	UF	INIT	REG	Inorganic	SW-846:6020B	Nickel	Ni	N	0.6	—	—	0.6	µg/L	Y	U	U	N3B-2021-24	CAWR-21-208735	GELC
Pajarito at Rio Grande	—	10/05/2020	WS	F	INIT	REG	General Chemistry	EPA:353.2	Nitrate-Nitrite as Nitrogen	NO3+NO2-N	Y	0.682	—	—	0.017	mg/L	Y	—	NQ	N3B-2021-24	CAWR-21-208734	GELC
Pajarito at Rio Grande	—	10/05/2020	WS	UF	INIT	REG	SVOC	SW-846:8270D	Nitroaniline[2-]	88-74-4	N	3	—	—	3	µg/L	Y	U	U	N3B-2021-24	CAWR-21-208735	GELC
Pajarito at Rio Grande	—	10/05/2020	WS	UF	INIT	REG	SVOC	SW-846:8270D	Nitroaniline[3-]	99-09-2	N	3	—	—	3	µg/L	Y	U	UJ	N3B-2021-24	CAWR-21-208735	GELC
Pajarito at Rio Grande	—	10/05/2020	WS	UF	INIT	REG	SVOC	SW-846:8270D	Nitroaniline[4-]	100-01-6	N	3	—	—	3	µg/L	Y	U	UJ	N3B-2021-24	CAWR-21-208735	GELC
Pajarito at Rio Grande	—	10/05/2020	WS	UF	INIT	REG	LCMS/MS High Explosives	SW-846:8330B	Nitrobenzene	98-95-3	N	0.08	—	—	0.08	µg/L	Y	U	U	N3B-2021-24	CAWR-21-208735	GELC
Pajarito at Rio Grande	—	10/05/2020	WS	UF	INIT	REG	SVOC	SW-846:8270D	Nitrobenzene	98-95-3	N	3	—	—	3	µg/L	Y	U	U	N3B-2021-24	CAWR-21-208735	GELC
Pajarito at Rio Grande	—	10/05/2020	WS	UF	INIT	REG	SVOC	SW-846:8270D	Nitrophenol[2-]	88-75-5	N	3	—	—	3	µg/L	Y	U	U	N3B-2021-24	CAWR-21-208735	GELC
Pajarito at Rio Grande	—	10/05/2020	WS	UF	INIT	REG	SVOC	SW-846:8270D	Nitrophenol[4-]	100-02-7	N	3	—	—	3	µg/L	Y	U	UJ	N3B-2021-24	CAWR-21-208735	GELC
Pajarito at Rio Grande	—	10/05/2020	WS	UF	INIT	REG	HRGC/HRMS	Nitrosamines:HRMS	Nitroso-di-n-butylamine[N-]	924-16-3	N	0.00047	—	—	0.00047	µg/L	Y	U	UJ	N3B-2021-26	CAWR-21-208735	SWRI
Pajarito at Rio Grande	—	10/05/2020	WS	UF	INIT	REG	SVOC	SW-846:8270D	Nitroso-di-n-butylamine[N-]	924-16-3	N	3	—	—	3	µg/L	Y	U	U	N3B-2021-24	CAWR-21-208735	GELC
Pajarito at Rio Grande	—	10/05/2020	WS	UF	INIT	REG	HRGC/HRMS	Nitrosamines:HRMS	Nitroso-di-n-propylamine[N-]	621-64-7	N	0.00018	—	—	0.00018	µg/L	Y	U	UJ	N3B-2021-26	CAWR-21-208735	SWRI
Pajarito at Rio Grande	—	10/05/2020	WS	UF	INIT	REG	SVOC	SW-846:8270D	Nitroso-di-n-propylamine[N-]	621-64-7	N	3	—	—	3	µg/L	Y	U	U	N3B-2021-24	CAWR-21-208735	GELC
Pajarito at Rio Grande	—	10/05/2020	WS	UF	INIT	REG	HRGC/HRMS	Nitrosamines:HRMS	Nitrosodiethylamine[N-]	55-18-5	N	0.00018	—	—	0.00018	µg/L	Y	U	U	N3B-2021-26	CAWR-21-208735	SwRI
Pajarito at Rio Grande	—	10/05/2020	WS	UF	INIT	REG	SVOC	SW-846:8270D	Nitrosodiethylamine[N-]	55-18-5	N	3	—	—	3	µg/L	Y	U	U	N3B-2021-24	CAWR-21-208735	GELC
Pajarito at Rio Grande	—	10/05/2020	WS	UF	INIT	REG	HRGC/HRMS	Nitrosamines:HRMS	Nitrosodimethylamine[N-]	62-75-9	N	0.00036	—	—	0.00036	µg/L	Y	U	U	N3B-2021-26	CAWR-21-208735	SwRI
Pajarito at Rio Grande	—	10/05/2020	WS	UF	INIT	REG	SVOC	SW-846:8270D	Nitrosodimethylamine[N-]	62-75-9	N	3	—	—	3	µg/L	Y	U	U	N3B-2021-24	CAWR-21-208735	GELC
Pajarito at Rio Grande	—	10/05/2020	WS	UF	INIT	REG	HRGC/HRMS	Nitrosamines:HRMS	Nitrosopyrrolidine[N-]	930-55-2	N	0.00033	—	—	0.00033	µg/L	Y	U	U	N3B-2021-26	CAWR-21-208735	SWRI
Pajarito at Rio Grande	—	10/05/2020	WS	UF	INIT	REG	SVOC	SW-846:8270D	Nitrosopyrrolidine[N-]	930-55-2	N	3	—	—	3	µg/L	Y	U	U	N3B-2021-24	CAWR-21-208735	GELC
Pajarito at Rio Grande	—	10/05/2020	WS	UF	INIT	REG	LCMS/MS High Explosives	SW-846:8330B	Nitrotoluene[2-]	88-72-2	N	0.082	—	—	0.082	µg/L	Y	U	U	N3B-2021-24	CAWR-21-208735	GELC
Pajarito at Rio Grande	—	10/05/2020	WS	UF	INIT	REG	LCMS/MS High Explosives	SW-846:8330B	Nitrotoluene[3-]	99-08-1	N	0.08	—	—	0.08	µg/L	Y	U	U	N3B-2021-24	CAWR-21-208735	GELC
Pajarito at Rio Grande	—	10/05/2020	WS	UF	INIT	REG	LCMS/MS High Explosives	SW-846:8330B	Nitrotoluene[4-]	99-99-0	N	0.15	—	—	0.15	µg/L	Y	U	U	N3B-2021-24	CAWR-21-208735	GELC
Pajarito at Rio Grande	—	10/05/2020	WS	UF	INIT	REG	HRGC/HRMS	SW-846:8290A	Octachlorodibenzodioxin[1,2,3,4,6,7,8,9-]	3268-87-9	N	0.0000103	—	—	0.0000279	µg/L	Y	U	U	N3B-2021-25	CAWR-21-208735	CFA
Pajarito at Rio Grande	—	10/05/2020	WS	UF	INIT	REG	HRGC/HRMS	SW-846:8290A	Octachlorodibenzofuran[1,2,3,4,6,7,8,9-]	39001-02-0	N	0.0000103	—	—	0.0000394	µg/L	Y	U	U	N3B-2021-25	CAWR-21-208735	CFA

Table C-1 Analytical Results from the Periodic Monitoring Events Reported in the Periodic Monitoring Report

Location ID	Screen Depth	Sample Date	Sample Type	Field Preparation Code	Analysis Type Code	Sample Purpose	Method Category	Lab Method	Parameter Name	Parameter Code	Detected	Report Result	Lab Uncertainty	Report MDA	Report MDL	Report Unit	Best Value	Lab Qualifier	Validation Qualifier	COC #	Field Sample ID	Lab ID
Pajarito at Rio Grande	—	10/05/2020	WS	UF	INIT	REG	SVOC	SW-846:8270D	Oxybis(1-chloropropane)[2,2'-]	108-60-1	N	3	—	—	3	µg/L	Y	U	U	N3B-2021-24	CAWR-21-208735	GELC
Pajarito at Rio Grande	—	10/05/2020	WS	UF	INIT	REG	SVOC	SW-846:8270D	Pentachlorobenzene	608-93-5	N	3	—	—	3	µg/L	Y	U	U	N3B-2021-24	CAWR-21-208735	GELC
Pajarito at Rio Grande	—	10/05/2020	WS	UF	INIT	REG	HRGC/HRMS	SW-846:8290A	Pentachlorodibenzodioxin[1,2,3,7,8-]	40321-76-4	N	0.00000516	—	—	0.0000257	µg/L	Y	U	U	N3B-2021-25	CAWR-21-208735	CFA
Pajarito at Rio Grande	—	10/05/2020	WS	UF	INIT	REG	HRGC/HRMS	SW-846:8290A	Pentachlorodibenzodioxins (Total)	36088-22-9	N	0	—	—	—	µg/L	Y	U	U	N3B-2021-25	CAWR-21-208735	CFA
Pajarito at Rio Grande	—	10/05/2020	WS	UF	INIT	REG	HRGC/HRMS	SW-846:8290A	Pentachlorodibenzofuran[1,2,3,7,8-]	57117-41-6	N	0.00000516	—	—	0.0000199	µg/L	Y	U	U	N3B-2021-25	CAWR-21-208735	CFA
Pajarito at Rio Grande	—	10/05/2020	WS	UF	INIT	REG	HRGC/HRMS	SW-846:8290A	Pentachlorodibenzofuran[2,3,4,7,8-]	57117-31-4	N	0.00000516	—	—	0.0000211	µg/L	Y	U	U	N3B-2021-25	CAWR-21-208735	CFA
Pajarito at Rio Grande	—	10/05/2020	WS	UF	INIT	REG	HRGC/HRMS	SW-846:8290A	Pentachlorodibenzofurans (Totals)	30402-15-4	N	0	—	—	—	µg/L	Y	U	U	N3B-2021-25	CAWR-21-208735	CFA
Pajarito at Rio Grande	—	10/05/2020	WS	UF	INIT	REG	SVOC	SW-846:8270D	Pentachlorophenol	87-86-5	N	3	—	—	3	µg/L	Y	U	U	N3B-2021-24	CAWR-21-208735	GELC
Pajarito at Rio Grande	—	10/05/2020	WS	F	INIT	REG	LCMS/MS	SW-846:6850	Perchlorate	ClO4	Y	0.537	—	—	0.05	µg/L	Y	—	NQ	N3B-2021-24	CAWR-21-208734	GELC
Pajarito at Rio Grande	—	10/05/2020	WS	UF	INIT	REG	LCMS/MS	EPA:537M	Perfluorohexanesulfonic acid	355-46-4	N	0.606	—	—	0.606	ng/L	Y	U	U	N3B-2021-24	CAWR-21-208735	GELC
Pajarito at Rio Grande	—	10/05/2020	WS	UF	INIT	REG	LCMS/MS	EPA:537M	Perfluorooctanesulfonic acid	1763-23-1	N	0.734	—	—	0.734	ng/L	Y	U	U	N3B-2021-24	CAWR-21-208735	GELC
Pajarito at Rio Grande	—	10/05/2020	WS	UF	INIT	REG	LCMS/MS	EPA:537M	Perfluorooctanoic acid	335-67-1	N	0.734	—	—	0.734	ng/L	Y	U	U	N3B-2021-24	CAWR-21-208735	GELC
Pajarito at Rio Grande	—	10/05/2020	WS	UF	INIT	REG	LCMS/MS High Explosives	SW-846:8330B	PETN	78-11-5	N	0.1	—	—	0.1	µg/L	Y	U	U	N3B-2021-24	CAWR-21-208735	GELC
Pajarito at Rio Grande	—	10/05/2020	WS	UF	INIT	REG	SVOC	SW-846:8270D	Phenanthrene	85-01-8	N	0.3	—	—	0.3	µg/L	Y	U	U	N3B-2021-24	CAWR-21-208735	GELC
Pajarito at Rio Grande	—	10/05/2020	WS	UF	INIT	REG	SVOC	SW-846:8270D	Phenol	108-95-2	N	3	—	—	3	µg/L	Y	U	U	N3B-2021-24	CAWR-21-208735	GELC
Pajarito at Rio Grande	—	10/05/2020	WS	UF	INIT	REG	RAD	HASL-300:ISOPU	Plutonium-238	Pu-238	N	0.015	0.00703	0.0409	—	pCi/L	Y	U	UJ	N3B-2021-24	CAWR-21-208735	GELC
Pajarito at Rio Grande	—	10/05/2020	WS	UF	INIT	REG	RAD	HASL-300:ISOPU	Plutonium-239/240	Pu-239/240	N	0.00188	0.00623	0.0553	—	pCi/L	Y	U	UJ	N3B-2021-24	CAWR-21-208735	GELC
Pajarito at Rio Grande	—	10/05/2020	WS	F	INIT	REG	Inorganic	SW-846:6010C	Potassium	K	Y	2.56	—	—	0.05	mg/L	Y	—	NQ	N3B-2021-24	CAWR-21-208734	GELC
Pajarito at Rio Grande	—	10/05/2020	WS	UF	INIT	REG	Inorganic	SW-846:6010C	Potassium	K	Y	2.47	—	—	0.05	mg/L	Y	—	J+	N3B-2021-24	CAWR-21-208735	GELC
Pajarito at Rio Grande	—	10/05/2020	WS	UF	INIT	REG	RAD	EPA:901.1	Potassium-40	K-40	N	5.66	15.2	63.4	—	pCi/L	Y	U	U	N3B-2021-24	CAWR-21-208735	GELC
Pajarito at Rio Grande	—	10/05/2020	WS	UF	INIT	REG	SVOC	SW-846:8270D	Prometon	1610-18-0	N	3	—	—	3	µg/L	Y	U	U	N3B-2021-24	CAWR-21-208735	GELC
Pajarito at Rio Grande	—	10/05/2020	WS	UF	INIT	REG	VOC	SW-846:8260B	Propionitrile	107-12-0	N	1.5	—	—	1.5	µg/L	Y	U	U	N3B-2021-24	CAWR-21-208735	GELC
Pajarito at Rio Grande	—	10/05/2020	WS	UF	INIT	REG	VOC	SW-846:8260B	Propylbenzene[1-]	103-65-1	N	0.3	—	—	0.3	µg/L	Y	U	U	N3B-2021-24	CAWR-21-208735	GELC
Pajarito at Rio Grande	—	10/05/2020	WS	UF	INIT	REG	SVOC	SW-846:8270D	Pyrene	129-00-0	N	0.3	—	—	0.3	µg/L	Y	U	U	N3B-2021-24	CAWR-21-208735	GELC
Pajarito at Rio Grande	—	10/05/2020	WS	UF	INIT	REG	SVOC	SW-846:8270D	Pyridine	110-86-1	N	3	—	—	3	µg/L	Y	U	U	N3B-2021-24	CAWR-21-208735	GELC
Pajarito at Rio Grande	—	10/05/2020	WS	UF	INIT	REG	RAD	EPA:903.1	Radium-226	Ra-226	N	0.294	0.151	0.464	—	pCi/L	Y	U	U	N3B-2021-24	CAWR-21-208735	GELC
Pajarito at Rio Grande	—	10/05/2020	WS	UF	INIT	REG	RAD	Generic:Radium by Calculation	Radium-226 and Radium-228	Ra-226+228	N	0.364	0.205	—	—	pCi/L	Y	—	U	N3B-2021-24	CAWR-21-208735	GELC
Pajarito at Rio Grande	—	10/05/2020	WS	UF	INIT	REG	RAD	EPA:904	Radium-228	Ra-228	N	0.0697	0.138	0.508	—	pCi/L	Y	U	U	N3B-2021-24	CAWR-21-208735	GELC
Pajarito at Rio Grande	—	10/05/2020	WS	UF	INIT	REG	LCMS/MS High Explosives	SW-846:8330B	RDX	121-82-4	N	0.08	—	—	0.08	µg/L	Y	U	U	N3B-2021-24	CAWR-21-208735	GELC
Pajarito at Rio Grande	—	10/05/2020	WS	F	INIT	REG	Inorganic	SW-846:6020B	Selenium	Se	N	2	—	—	2	µg/L	Y	U	U	N3B-2021-24	CAWR-21-208734	GELC
Pajarito at Rio Grande	—	10/05/2020	WS	UF	INIT	REG	Inorganic	SW-846:6020B	Selenium	Se	N	2	—	—	2	µg/L	Y	U	U	N3B-2021-24	CAWR-21-208735	GELC

Table C-1 Analytical Results from the Periodic Monitoring Events Reported in the Periodic Monitoring Report

Location ID	Screen Depth	Sample Date	Sample Type	Field Preparation Code	Analysis Type Code	Sample Purpose	Method Category	Lab Method	Parameter Name	Parameter Code	Detected	Report Result	Lab Uncertainty	Report MDA	Report MDL	Report Unit	Best Value	Lab Qualifier	Validation Qualifier	COC #	Field Sample ID	Lab ID
Pajarito at Rio Grande	—	10/05/2020	WS	F	INIT	REG	Inorganic	SW-846:6010C	Silicon Dioxide	SiO2	Y	62.5	—	—	0.053	mg/L	Y	—	NQ	N3B-2021-24	CAWR-21-208734	GELC
Pajarito at Rio Grande	—	10/05/2020	WS	UF	INIT	REG	Inorganic	SW-846:6010C	Silicon Dioxide	SiO2	Y	62.6	—	—	0.053	mg/L	Y	—	NQ	N3B-2021-24	CAWR-21-208735	GELC
Pajarito at Rio Grande	—	10/05/2020	WS	F	INIT	REG	Inorganic	SW-846:6020B	Silver	Ag	N	0.3	—	—	0.3	µg/L	Y	U	U	N3B-2021-24	CAWR-21-208734	GELC
Pajarito at Rio Grande	—	10/05/2020	WS	UF	INIT	REG	Inorganic	SW-846:6020B	Silver	Ag	N	0.3	—	—	0.3	µg/L	Y	U	U	N3B-2021-24	CAWR-21-208735	GELC
Pajarito at Rio Grande	—	10/05/2020	WS	F	INIT	REG	Inorganic	SW-846:6010C	Sodium	Na	Y	13.4	—	—	0.1	mg/L	Y	—	J+	N3B-2021-24	CAWR-21-208734	GELC
Pajarito at Rio Grande	—	10/05/2020	WS	UF	INIT	REG	Inorganic	SW-846:6010C	Sodium	Na	Y	13.3	—	—	0.1	mg/L	Y	—	J+	N3B-2021-24	CAWR-21-208735	GELC
Pajarito at Rio Grande	—	10/05/2020	WS	UF	INIT	REG	RAD	EPA:901.1	Sodium-22	Na-22	N	-0.0554	1.07	4.02	—	pCi/L	Y	U	U	N3B-2021-24	CAWR-21-208735	GELC
Pajarito at Rio Grande	—	10/05/2020	WS	F	INIT	REG	General Chemistry	EPA:120.1	Specific Conductance	SPEC_CONDC	Y	191	—	—	1	uS/cm	Y	—	NQ	N3B-2021-24	CAWR-21-208734	GELC
Pajarito at Rio Grande	—	10/05/2020	WS	F	INIT	REG	Inorganic	SW-846:6010C	Strontium	Sr	Y	130	—	—	1	µg/L	Y	—	NQ	N3B-2021-24	CAWR-21-208734	GELC
Pajarito at Rio Grande	—	10/05/2020	WS	UF	INIT	REG	Inorganic	SW-846:6010C	Strontium	Sr	Y	130	—	—	1	µg/L	Y	—	NQ	N3B-2021-24	CAWR-21-208735	GELC
Pajarito at Rio Grande	—	10/05/2020	WS	UF	INIT	REG	RAD	EPA:905.0	Strontium-90	Sr-90	N	0.00553	0.139	0.487	—	pCi/L	Y	U	U	N3B-2021-24	CAWR-21-208735	GELC
Pajarito at Rio Grande	—	10/05/2020	WS	UF	INIT	REG	VOC	SW-846:8260B	Styrene	100-42-5	N	0.3	—	—	0.3	µg/L	Y	U	U	N3B-2021-24	CAWR-21-208735	GELC
Pajarito at Rio Grande	—	10/05/2020	WS	F	INIT	REG	General Chemistry	EPA:300.0	Sulfate	SO4(-2)	Y	5.78	—	—	0.133	mg/L	Y	—	NQ	N3B-2021-24	CAWR-21-208734	GELC
Pajarito at Rio Grande	—	10/05/2020	WS	UF	INIT	REG	SVOC	SW-846:8270D	Sulfolane	126-33-0	N	3	—	—	3	µg/L	Y	U	UJ	N3B-2021-24	CAWR-21-208735	GELC
Pajarito at Rio Grande	—	10/05/2020	WS	UF	INIT	REG	LCMS/MS High Explosives	SW-846:8330B	TATB	3058-38-6	N	0.3	—	—	0.3	µg/L	Y	U	U	N3B-2021-24	CAWR-21-208735	GELC
Pajarito at Rio Grande	—	10/05/2020	WS	UF	INIT	REG	SVOC	SW-846:8270D	Tetrachlorobenzene[1,2,4,5]	95-94-3	N	3	—	—	3	µg/L	Y	U	U	N3B-2021-24	CAWR-21-208735	GELC
Pajarito at Rio Grande	—	10/05/2020	WS	UF	INIT	REG	HRGC/HRMS	SW-846:8290A	Tetrachlorodibenzodioxin[2,3,7,8-]	1746-01-6	N	0.0000015	—	—	0.00000479	µg/L	Y	U	U	N3B-2021-25	CAWR-21-208735	CFA
Pajarito at Rio Grande	—	10/05/2020	WS	UF	INIT	REG	HRGC/HRMS	SW-846:8290A	Tetrachlorodibenzodioxins (Total)	41903-57-5	N	0	—	—	—	µg/L	Y	U	U	N3B-2021-25	CAWR-21-208735	CFA
Pajarito at Rio Grande	—	10/05/2020	WS	UF	INIT	REG	HRGC/HRMS	SW-846:8290A	Tetrachlorodibenzofuran[2,3,7,8-]	51207-31-9	N	0.00000103	—	—	0.00000387	µg/L	Y	U	U	N3B-2021-25	CAWR-21-208735	CFA
Pajarito at Rio Grande	—	10/05/2020	WS	UF	INIT	REG	HRGC/HRMS	SW-846:8290A	Tetrachlorodibenzofurans (Totals)	55722-27-5	N	0	—	—	—	µg/L	Y	U	U	N3B-2021-25	CAWR-21-208735	CFA
Pajarito at Rio Grande	—	10/05/2020	WS	UF	INIT	REG	VOC	SW-846:8260B	Tetrachloroethane[1,1,1,2-]	630-20-6	N	0.3	—	—	0.3	µg/L	Y	U	U	N3B-2021-24	CAWR-21-208735	GELC
Pajarito at Rio Grande	—	10/05/2020	WS	UF	INIT	REG	VOC	SW-846:8260B	Tetrachloroethane[1,1,2,2-]	79-34-5	N	0.3	—	—	0.3	µg/L	Y	U	U	N3B-2021-24	CAWR-21-208735	GELC
Pajarito at Rio Grande	—	10/05/2020	WS	UF	INIT	REG	VOC	SW-846:8260B	Tetrachloroethene	127-18-4	N	0.3	—	—	0.3	µg/L	Y	U	U	N3B-2021-24	CAWR-21-208735	GELC
Pajarito at Rio Grande	—	10/05/2020	WS	UF	INIT	REG	SVOC	SW-846:8270D	Tetrachlorophenol[2,3,4,6-]	58-90-2	N	3	—	—	3	µg/L	Y	U	U	N3B-2021-24	CAWR-21-208735	GELC
Pajarito at Rio Grande	—	10/05/2020	WS	UF	INIT	REG	LCMS/MS High Explosives	SW-846:8330B	Tetryl	479-45-8	N	0.08	—	—	0.08	µg/L	Y	U	U	N3B-2021-24	CAWR-21-208735	GELC
Pajarito at Rio Grande	—	10/05/2020	WS	F	INIT	REG	Inorganic	SW-846:6020B	Thallium	Tl	N	0.6	—	—	0.6	µg/L	Y	U	U	N3B-2021-24	CAWR-21-208734	GELC
Pajarito at Rio Grande	—	10/05/2020	WS	UF	INIT	REG	Inorganic	SW-846:6020B	Thallium	Tl	N	0.6	—	—	0.6	µg/L	Y	U	U	N3B-2021-24	CAWR-21-208735	GELC
Pajarito at Rio Grande	—	10/05/2020	WS	F	INIT	REG	Inorganic	SW-846:6010C	Tin	Sn	N	3.76	—	—	2.5	µg/L	Y	J	U	N3B-2021-24	CAWR-21-208734	GELC
Pajarito at Rio Grande	—	10/05/2020	WS	UF	INIT	REG	Inorganic	SW-846:6010C	Tin	Sn	N	4.29	—	—	2.5	µg/L	Y	J	U	N3B-2021-24	CAWR-21-208735	GELC
Pajarito at Rio Grande	—	10/05/2020	WS	UF	INIT	REG	VOC	SW-846:8260B	Toluene	108-88-3	N	0.3	—	—	0.3	µg/L	Y	U	U	N3B-2021-24	CAWR-21-208735	GELC
Pajarito at Rio Grande	—	10/05/2020	WS	F	INIT	REG	General Chemistry	EPA:160.1	Total Dissolved Solids	TDS	Y	176	—	—	3.4	mg/L	Y	—	J+	N3B-2021-24	CAWR-21-208734	GELC

Table C-1 Analytical Results from the Periodic Monitoring Events Reported in the Periodic Monitoring Report

Location ID	Screen Depth	Sample Date	Sample Type	Field Preparation Code	Analysis Type Code	Sample Purpose	Method Category	Lab Method	Parameter Name	Parameter Code	Detected	Report Result	Lab Uncertainty	Report MDA	Report MDL	Report Unit	Best Value	Lab Qualifier	Validation Qualifier	COC #	Field Sample ID	Lab ID
Pajarito at Rio Grande	—	10/05/2020	WS	UF	INIT	REG	General Chemistry	EPA:351.2	Total Kjeldahl Nitrogen	TKN	N	0.113	—	—	0.033	mg/L	Y	—	U	N3B-2021-24	CAWR-21-208735	GELC
Pajarito at Rio Grande	—	10/05/2020	WS	UF	INIT	REG	General Chemistry	SW-846:9060A	Total Organic Carbon	TOC	N	0.33	—	—	0.33	mg/L	Y	U	U	N3B-2021-24	CAWR-21-208735	GELC
Pajarito at Rio Grande	—	10/05/2020	WS	UF	INIT	REG	LCMS/MS	EPA:537M	Total PFAS 3a	PFAS-Tot-3a	N	0	—	—	—	ng/L	Y	U	U	N3B-2021-24	CAWR-21-208735	GELC
Pajarito at Rio Grande	—	10/05/2020	WS	F	INIT	REG	General Chemistry	EPA:365.4	Total Phosphate as Phosphorus	PO4-P	Y	0.0978	—	—	0.02	mg/L	Y	—	NQ	N3B-2021-24	CAWR-21-208734	GELC
Pajarito at Rio Grande	—	10/05/2020	WS	UF	INIT	REG	VOC	SW-846:8260B	Trichloro-1,2,2-trifluoroethane[1,1,2-]	76-13-1	N	2	—	—	2	µg/L	Y	U	U	N3B-2021-24	CAWR-21-208735	GELC
Pajarito at Rio Grande	—	10/05/2020	WS	UF	INIT	REG	VOC	SW-846:8260B	Trichlorobenzene[1,2,3-]	87-61-6	N	0.3	—	—	0.3	µg/L	Y	U	U	N3B-2021-24	CAWR-21-208735	GELC
Pajarito at Rio Grande	—	10/05/2020	WS	UF	INIT	REG	SVOC	SW-846:8270D	Trichlorobenzene[1,2,4-]	120-82-1	N	3	—	—	3	µg/L	Y	U	U	N3B-2021-24	CAWR-21-208735	GELC
Pajarito at Rio Grande	—	10/05/2020	WS	UF	INIT	REG	VOC	SW-846:8260B	Trichlorobenzene[1,2,4-]	120-82-1	N	0.3	—	—	0.3	µg/L	Y	U	U	N3B-2021-24	CAWR-21-208735	GELC
Pajarito at Rio Grande	—	10/05/2020	WS	UF	INIT	REG	VOC	SW-846:8260B	Trichloroethane[1,1,1-]	71-55-6	N	0.3	—	—	0.3	µg/L	Y	U	U	N3B-2021-24	CAWR-21-208735	GELC
Pajarito at Rio Grande	—	10/05/2020	WS	UF	INIT	REG	VOC	SW-846:8260B	Trichloroethane[1,1,2-]	79-00-5	N	0.3	—	—	0.3	µg/L	Y	U	U	N3B-2021-24	CAWR-21-208735	GELC
Pajarito at Rio Grande	—	10/05/2020	WS	UF	INIT	REG	VOC	SW-846:8260B	Trichloroethene	79-01-6	N	0.3	—	—	0.3	µg/L	Y	U	U	N3B-2021-24	CAWR-21-208735	GELC
Pajarito at Rio Grande	—	10/05/2020	WS	UF	INIT	REG	VOC	SW-846:8260B	Trichlorofluoromethane	75-69-4	N	0.3	—	—	0.3	µg/L	Y	U	U	N3B-2021-24	CAWR-21-208735	GELC
Pajarito at Rio Grande	—	10/05/2020	WS	UF	INIT	REG	SVOC	SW-846:8270D	Trichlorophenol[2,4,5-]	95-95-4	N	3	—	—	3	µg/L	Y	U	U	N3B-2021-24	CAWR-21-208735	GELC
Pajarito at Rio Grande	—	10/05/2020	WS	UF	INIT	REG	SVOC	SW-846:8270D	Trichlorophenol[2,4,6-]	88-06-2	N	3	—	—	3	µg/L	Y	U	U	N3B-2021-24	CAWR-21-208735	GELC
Pajarito at Rio Grande	—	10/05/2020	WS	UF	INIT	REG	VOC	SW-846:8260B	Trichloropropane[1,2,3-]	96-18-4	N	0.3	—	—	0.3	µg/L	Y	U	U	N3B-2021-24	CAWR-21-208735	GELC
Pajarito at Rio Grande	—	10/05/2020	WS	UF	INIT	REG	VOC	SW-846:8260B	Trimethylbenzene[1,2,4-]	95-63-6	N	0.3	—	—	0.3	µg/L	Y	U	U	N3B-2021-24	CAWR-21-208735	GELC
Pajarito at Rio Grande	—	10/05/2020	WS	UF	INIT	REG	VOC	SW-846:8260B	Trimethylbenzene[1,3,5-]	108-67-8	N	0.3	—	—	0.3	µg/L	Y	U	U	N3B-2021-24	CAWR-21-208735	GELC
Pajarito at Rio Grande	—	10/05/2020	WS	UF	INIT	REG	LCMS/MS High Explosives	SW-846:8330B	Trinitrobenzene[1,3,5-]	99-35-4	N	0.08	—	—	0.08	µg/L	Y	U	U	N3B-2021-24	CAWR-21-208735	GELC
Pajarito at Rio Grande	—	10/05/2020	WS	UF	INIT	REG	LCMS/MS High Explosives	SW-846:8330B	Trinitrotoluene[2,4,6-]	118-96-7	N	0.08	—	—	0.08	µg/L	Y	U	U	N3B-2021-24	CAWR-21-208735	GELC
Pajarito at Rio Grande	—	10/05/2020	WS	UF	INIT	REG	LCMS/MS High Explosives	SW-846:8330B	Tris (o-cresyl) phosphate	78-30-8	N	0.3	—	—	0.3	µg/L	Y	U	U	N3B-2021-24	CAWR-21-208735	GELC
Pajarito at Rio Grande	—	10/05/2020	WS	F	INIT	REG	Inorganic	SW-846:6020B	Uranium	U	Y	0.991	—	—	0.067	µg/L	Y	—	NQ	N3B-2021-24	CAWR-21-208734	GELC
Pajarito at Rio Grande	—	10/05/2020	WS	UF	INIT	REG	Inorganic	SW-846:6020B	Uranium	U	Y	0.996	—	—	0.067	µg/L	Y	—	NQ	N3B-2021-24	CAWR-21-208735	GELC
Pajarito at Rio Grande	—	10/05/2020	WS	UF	INIT	REG	RAD	HASL-300:ISOU	Uranium-234	U-234	Y	0.578	0.0386	0.0541	—	pCi/L	Y	—	NQ	N3B-2021-24	CAWR-21-208735	GELC
Pajarito at Rio Grande	—	10/05/2020	WS	UF	INIT	REG	RAD	HASL-300:ISOU	Uranium-235/236	U-235/236	N	0.0285	0.0107	0.0351	—	pCi/L	Y	U	U	N3B-2021-24	CAWR-21-208735	GELC
Pajarito at Rio Grande	—	10/05/2020	WS	UF	INIT	REG	RAD	HASL-300:ISOU	Uranium-238	U-238	Y	0.27	0.0287	0.0482	—	pCi/L	Y	—	NQ	N3B-2021-24	CAWR-21-208735	GELC
Pajarito at Rio Grande	—	10/05/2020	WS	F	INIT	REG	Inorganic	SW-846:6010C	Vanadium	V	Y	10.1	—	—	1	µg/L	Y	—	NQ	N3B-2021-24	CAWR-21-208734	GELC
Pajarito at Rio Grande	—	10/05/2020	WS	UF	INIT	REG	Inorganic	SW-846:6010C	Vanadium	V	Y	10.2	—	—	1	µg/L	Y	—	NQ	N3B-2021-24	CAWR-21-208735	GELC
Pajarito at Rio Grande	—	10/05/2020	WS	UF	INIT	REG	VOC	SW-846:8260B	Vinyl acetate	108-05-4	N	1.5	—	—	1.5	µg/L	Y	U	U	N3B-2021-24	CAWR-21-208735	GELC
Pajarito at Rio Grande	—	10/05/2020	WS	UF	INIT	REG	VOC	SW-846:8260B	Vinyl Chloride	75-01-4	N	0.3	—	—	0.3	µg/L	Y	U	U	N3B-2021-24	CAWR-21-208735	GELC
Pajarito at Rio Grande	—	10/05/2020	WS	UF	INIT	REG	VOC	SW-846:8260B	Xylene[1,2-]	95-47-6	N	0.3	—	—	0.3	µg/L	Y	U	U	N3B-2021-24	CAWR-21-208735	GELC
Pajarito at Rio Grande	—	10/05/2020	WS	UF	INIT	REG	VOC	SW-846:8260B	Xylene[1,3-]+Xylene[1,4-]	Xylene[m+p]	N	0.3	—	—	0.3	µg/L	Y	U	U	N3B-2021-24	CAWR-21-208735	GELC

Table C-1 Analytical Results from the Periodic Monitoring Events Reported in the Periodic Monitoring Report

Location ID	Screen Depth	Sample Date	Sample Type	Field Preparation Code	Analysis Type Code	Sample Purpose	Method Category	Lab Method	Parameter Name	Parameter Code	Detected	Report Result	Lab Uncertainty	Report MDA	Report MDL	Report Unit	Best Value	Lab Qualifier	Validation Qualifier	COC #	Field Sample ID	Lab ID
Pajarito at Rio Grande	—	10/05/2020	WS	F	INIT	REG	Inorganic	SW-846:6010C	Zinc	Zn	Y	5.03	—	—	3.3	µg/L	Y	J	J	N3B-2021-24	CAWR-21-208734	GELC
Pajarito at Rio Grande	—	10/05/2020	WS	UF	INIT	REG	Inorganic	SW-846:6010C	Zinc	Zn	Y	6.19	—	—	3.3	µg/L	Y	J	J	N3B-2021-24	CAWR-21-208735	GELC
Rio Grande at Otowi Bridge	—	10/01/2020	WS	UF	INIT	REG	VOC	SW-846:8260B	Acetone	67-64-1	Y	5.21	—	—	1.5	µg/L	Y	J	J	N3B-2021-13	CAWR-21-208738	GELC
Rio Grande at Otowi Bridge	—	10/01/2020	WS	UF	INIT	REG	VOC	SW-846:8260B	Acetonitrile	75-05-8	N	8	—	—	8	µg/L	Y	U	U	N3B-2021-13	CAWR-21-208738	GELC
Rio Grande at Otowi Bridge	—	04/14/2021	WS	F	INIT	REG	General Chemistry	EPA:150.1	Acidity or Alkalinity of a solution	pH	Y	8.29	—	—	0.01	SU	Y	H	J	N3B-2021-1308	CAWR-21-221791	GELC
Rio Grande at Otowi Bridge	—	10/01/2020	WS	F	INIT	REG	General Chemistry	EPA:150.1	Acidity or Alkalinity of a solution	pH	Y	8.72	—	—	0.01	SU	Y	H	NQ	N3B-2021-13	CAWR-21-208737	GELC
Rio Grande at Otowi Bridge	—	09/03/2020	WS	F	INIT	REG	General Chemistry	EPA:150.1	Acidity or Alkalinity of a solution	pH	Y	8.2	—	—	0.01	SU	Y	H	NQ	N3B-2020-1702	CAWR-20-206474	GELC
Rio Grande at Otowi Bridge	—	10/01/2020	WS	UF	INIT	REG	VOC	SW-846:8260B	Acrolein	107-02-8	N	1.5	—	—	1.5	µg/L	Y	U	U	N3B-2021-13	CAWR-21-208738	GELC
Rio Grande at Otowi Bridge	—	10/01/2020	WS	UF	INIT	REG	VOC	SW-846:8260B	Acrylonitrile	107-13-1	N	1.5	—	—	1.5	µg/L	Y	U	U	N3B-2021-13	CAWR-21-208738	GELC
Rio Grande at Otowi Bridge	—	04/14/2021	WS	F	INIT	REG	General Chemistry	EPA:310.1	Alkalinity-CO3	ALK-CO3	N	1.45	—	—	1.45	mg/L	Y	U	U	N3B-2021-1308	CAWR-21-221791	GELC
Rio Grande at Otowi Bridge	—	10/01/2020	WS	F	INIT	REG	General Chemistry	EPA:310.1	Alkalinity-CO3	ALK-CO3	Y	7.05	—	—	1.45	mg/L	Y	—	NQ	N3B-2021-13	CAWR-21-208737	GELC
Rio Grande at Otowi Bridge	—	09/03/2020	WS	F	INIT	REG	General Chemistry	EPA:310.1	Alkalinity-CO3	ALK-CO3	N	1.45	—	—	1.45	mg/L	Y	U	U	N3B-2020-1702	CAWR-20-206474	GELC
Rio Grande at Otowi Bridge	—	04/14/2021	WS	F	INIT	REG	General Chemistry	EPA:310.1	Alkalinity-CO3+HCO3	ALK-CO3+HCO3	Y	95.1	—	—	1.45	mg/L	Y	—	NQ	N3B-2021-1308	CAWR-21-221791	GELC
Rio Grande at Otowi Bridge	—	10/01/2020	WS	F	INIT	REG	General Chemistry	EPA:310.1	Alkalinity-CO3+HCO3	ALK-CO3+HCO3	Y	102	—	—	1.45	mg/L	Y	—	NQ	N3B-2021-13	CAWR-21-208737	GELC
Rio Grande at Otowi Bridge	—	09/03/2020	WS	F	INIT	REG	General Chemistry	EPA:310.1	Alkalinity-CO3+HCO3	ALK-CO3+HCO3	Y	92.2	—	—	1.45	mg/L	Y	—	NQ	N3B-2020-1702	CAWR-20-206474	GELC
Rio Grande at Otowi Bridge	—	04/14/2021	WS	F	INIT	REG	Inorganic	SW-846:6010C	Aluminum	Al	N	68	—	—	68	µg/L	Y	U	U	N3B-2021-1308	CAWR-21-221791	GELC
Rio Grande at Otowi Bridge	—	04/14/2021	WS	UF	INIT	REG	Inorganic	SW-846:6010C	Aluminum	Al	Y	7150	—	—	68	µg/L	Y	—	NQ	N3B-2021-1308	CAWR-21-221792	GELC
Rio Grande at Otowi Bridge	—	10/01/2020	WS	F	INIT	REG	Inorganic	SW-846:6010C	Aluminum	Al	N	68	—	—	68	µg/L	Y	U	U	N3B-2021-13	CAWR-21-208737	GELC
Rio Grande at Otowi Bridge	—	10/01/2020	WS	UF	INIT	REG	Inorganic	SW-846:6010C	Aluminum	Al	Y	815	—	—	68	µg/L	Y	—	NQ	N3B-2021-13	CAWR-21-208738	GELC
Rio Grande at Otowi Bridge	—	09/03/2020	WS	F	INIT	REG	Inorganic	SW-846:6010C	Aluminum	Al	N	68	—	—	68	µg/L	Y	U	U	N3B-2020-1702	CAWR-20-206474	GELC
Rio Grande at Otowi Bridge	—	09/03/2020	WS	UF	INIT	REG	Inorganic	SW-846:6010C	Aluminum	Al	Y	4260	—	—	68	µg/L	Y	—	NQ	N3B-2020-1702	CAWR-20-206475	GELC
Rio Grande at Otowi Bridge	—	10/01/2020	WS	UF	INIT	REG	RAD	HASL-300:AM-241	Americium-241	Am-241	N	0.0212	0.00918	0.048	—	pCi/L	Y	U	U	N3B-2021-13	CAWR-21-208738	GELC
Rio Grande at Otowi Bridge	—	04/14/2021	WS	F	INIT	REG	General Chemistry	EPA:350.1	Ammonia as Nitrogen	NH3-N	N	0.017	—	—	0.017	mg/L	Y	U	U	N3B-2021-1308	CAWR-21-221791	GELC
Rio Grande at Otowi Bridge	—	10/01/2020	WS	F	INIT	REG	General Chemistry	EPA:350.1	Ammonia as Nitrogen	NH3-N	N	0.0782	—	—	0.017	mg/L	Y	—	U	N3B-2021-13	CAWR-21-208737	GELC
Rio Grande at Otowi Bridge	—	09/03/2020	WS	F	INIT	REG	General Chemistry	EPA:350.1	Ammonia as Nitrogen	NH3-N	N	0.0807	—	—	0.017	mg/L	Y	—	U	N3B-2020-1702	CAWR-20-206474	GELC
Rio Grande at Otowi Bridge	—	04/14/2021	WS	F	INIT	REG	Inorganic	SW-846:6020B	Antimony	Sb	N	1	—	—	1	µg/L	Y	U	U	N3B-2021-1308	CAWR-21-221791	GELC
Rio Grande at Otowi Bridge	—	04/14/2021	WS	UF	INIT	REG	Inorganic	SW-846:6020B	Antimony	Sb	N	1	—	—	1	µg/L	Y	U	U	N3B-2021-1308	CAWR-21-221792	GELC
Rio Grande at Otowi Bridge	—	10/01/2020	WS	F	INIT	REG	Inorganic	SW-846:6020B	Antimony	Sb	N	1	—	—	1	µg/L	Y	U	U	N3B-2021-13	CAWR-21-208737	GELC
Rio Grande at Otowi Bridge	—	10/01/2020	WS	UF	INIT	REG	Inorganic	SW-846:6020B	Antimony	Sb	N	1	—	—	1	µg/L	Y	U	U	N3B-2021-13	CAWR-21-208738	GELC
Rio Grande at Otowi Bridge	—	09/03/2020	WS	F	INIT	REG	Inorganic	SW-846:6020B	Antimony	Sb	N	1	—	—	1	µg/L	Y	U	U	N3B-2020-1702	CAWR-20-206474	GELC
Rio Grande at Otowi Bridge	—	09/03/2020	WS	UF	INIT	REG	Inorganic	SW-846:6020B	Antimony	Sb	N	1	—	—	1	µg/L	Y	U	U	N3B-2020-1702	CAWR-20-206475	GELC

Table C-1 Analytical Results from the Periodic Monitoring Events Reported in the Periodic Monitoring Report

Location ID	Screen Depth	Sample Date	Sample Type	Field Preparation Code	Analysis Type Code	Sample Purpose	Method Category	Lab Method	Parameter Name	Parameter Code	Detected	Report Result	Lab Uncertainty	Report MDA	Report MDL	Report Unit	Best Value	Lab Qualifier	Validation Qualifier	COC #	Field Sample ID	Lab ID
Rio Grande at Otowi Bridge	—	10/01/2020	WS	UF	INIT	REG	PESTPCB	SW-846:8082A	Aroclor-1016	12674-11-2	N	0.0349	—	—	0.0349	µg/L	Y	U	U	N3B-2021-13	CAWR-21-208738	GELC
Rio Grande at Otowi Bridge	—	10/01/2020	WS	UF	INIT	REG	PESTPCB	SW-846:8082A	Aroclor-1221	11104-28-2	N	0.0349	—	—	0.0349	µg/L	Y	U	U	N3B-2021-13	CAWR-21-208738	GELC
Rio Grande at Otowi Bridge	—	10/01/2020	WS	UF	INIT	REG	PESTPCB	SW-846:8082A	Aroclor-1232	11141-16-5	N	0.0349	—	—	0.0349	µg/L	Y	U	U	N3B-2021-13	CAWR-21-208738	GELC
Rio Grande at Otowi Bridge	—	10/01/2020	WS	UF	INIT	REG	PESTPCB	SW-846:8082A	Aroclor-1242	53469-21-9	N	0.0349	—	—	0.0349	µg/L	Y	U	U	N3B-2021-13	CAWR-21-208738	GELC
Rio Grande at Otowi Bridge	—	10/01/2020	WS	UF	INIT	REG	PESTPCB	SW-846:8082A	Aroclor-1248	12672-29-6	N	0.0349	—	—	0.0349	µg/L	Y	U	U	N3B-2021-13	CAWR-21-208738	GELC
Rio Grande at Otowi Bridge	—	10/01/2020	WS	UF	INIT	REG	PESTPCB	SW-846:8082A	Aroclor-1254	11097-69-1	N	0.0349	—	—	0.0349	µg/L	Y	U	U	N3B-2021-13	CAWR-21-208738	GELC
Rio Grande at Otowi Bridge	—	10/01/2020	WS	UF	INIT	REG	PESTPCB	SW-846:8082A	Aroclor-1260	11096-82-5	N	0.0349	—	—	0.0349	µg/L	Y	U	U	N3B-2021-13	CAWR-21-208738	GELC
Rio Grande at Otowi Bridge	—	10/01/2020	WS	UF	INIT	REG	PESTPCB	SW-846:8082A	Aroclor-1262	37324-23-5	N	0.0349	—	—	0.0349	µg/L	Y	U	U	N3B-2021-13	CAWR-21-208738	GELC
Rio Grande at Otowi Bridge	—	04/14/2021	WS	F	INIT	REG	Inorganic	SW-846:6020B	Arsenic	As	Y	2.96	—	—	2	µg/L	Y	J	J	N3B-2021-1308	CAWR-21-221791	GELC
Rio Grande at Otowi Bridge	—	04/14/2021	WS	UF	INIT	REG	Inorganic	SW-846:6020B	Arsenic	As	Y	5.13	—	—	2	µg/L	Y	—	NQ	N3B-2021-1308	CAWR-21-221792	GELC
Rio Grande at Otowi Bridge	—	10/01/2020	WS	F	INIT	REG	Inorganic	SW-846:6020B	Arsenic	As	N	3.68	—	—	2	µg/L	Y	J	U	N3B-2021-13	CAWR-21-208737	GELC
Rio Grande at Otowi Bridge	—	10/01/2020	WS	UF	INIT	REG	Inorganic	SW-846:6020B	Arsenic	As	N	3.86	—	—	2	µg/L	Y	J	U	N3B-2021-13	CAWR-21-208738	GELC
Rio Grande at Otowi Bridge	—	09/03/2020	WS	F	INIT	REG	Inorganic	SW-846:6020B	Arsenic	As	Y	3.83	—	—	2	µg/L	Y	J	J	N3B-2020-1702	CAWR-20-206474	GELC
Rio Grande at Otowi Bridge	—	09/03/2020	WS	UF	INIT	REG	Inorganic	SW-846:6020B	Arsenic	As	Y	5.24	—	—	2	µg/L	Y	—	NQ	N3B-2020-1702	CAWR-20-206475	GELC
Rio Grande at Otowi Bridge	—	04/14/2021	WS	F	INIT	REG	Inorganic	SW-846:6010C	Barium	Ba	Y	64.6	—	—	1	µg/L	Y	—	NQ	N3B-2021-1308	CAWR-21-221791	GELC
Rio Grande at Otowi Bridge	—	04/14/2021	WS	UF	INIT	REG	Inorganic	SW-846:6010C	Barium	Ba	Y	169	—	—	1	µg/L	Y	—	NQ	N3B-2021-1308	CAWR-21-221792	GELC
Rio Grande at Otowi Bridge	—	10/01/2020	WS	F	INIT	REG	Inorganic	SW-846:6010C	Barium	Ba	Y	71.2	—	—	1	µg/L	Y	—	NQ	N3B-2021-13	CAWR-21-208737	GELC
Rio Grande at Otowi Bridge	—	10/01/2020	WS	UF	INIT	REG	Inorganic	SW-846:6010C	Barium	Ba	Y	80.9	—	—	1	µg/L	Y	—	NQ	N3B-2021-13	CAWR-21-208738	GELC
Rio Grande at Otowi Bridge	—	09/03/2020	WS	F	INIT	REG	Inorganic	SW-846:6010C	Barium	Ba	Y	76.2	—	—	1	µg/L	Y	—	NQ	N3B-2020-1702	CAWR-20-206474	GELC
Rio Grande at Otowi Bridge	—	09/03/2020	WS	UF	INIT	REG	Inorganic	SW-846:6010C	Barium	Ba	Y	105	—	—	1	µg/L	Y	—	NQ	N3B-2020-1702	CAWR-20-206475	GELC
Rio Grande at Otowi Bridge	—	10/01/2020	WS	UF	INIT	REG	VOC	SW-846:8260B	Benzene	71-43-2	N	0.3	—	—	0.3	µg/L	Y	U	U	N3B-2021-13	CAWR-21-208738	GELC
Rio Grande at Otowi Bridge	—	04/14/2021	WS	F	INIT	REG	Inorganic	SW-846:6010C	Beryllium	Be	N	1	—	—	1	µg/L	Y	U	U	N3B-2021-1308	CAWR-21-221791	GELC
Rio Grande at Otowi Bridge	—	04/14/2021	WS	UF	INIT	REG	Inorganic	SW-846:6010C	Beryllium	Be	N	1	—	—	1	µg/L	Y	U	U	N3B-2021-1308	CAWR-21-221792	GELC
Rio Grande at Otowi Bridge	—	10/01/2020	WS	F	INIT	REG	Inorganic	SW-846:6010C	Beryllium	Be	N	1	—	—	1	µg/L	Y	U	U	N3B-2021-13	CAWR-21-208737	GELC
Rio Grande at Otowi Bridge	—	10/01/2020	WS	UF	INIT	REG	Inorganic	SW-846:6010C	Beryllium	Be	N	1	—	—	1	µg/L	Y	U	U	N3B-2021-13	CAWR-21-208738	GELC
Rio Grande at Otowi Bridge	—	09/03/2020	WS	F	INIT	REG	Inorganic	SW-846:6010C	Beryllium	Be	N	1	—	—	1	µg/L	Y	U	U	N3B-2020-1702	CAWR-20-206474	GELC
Rio Grande at Otowi Bridge	—	09/03/2020	WS	UF	INIT	REG	Inorganic	SW-846:6010C	Beryllium	Be	N	1	—	—	1	µg/L	Y	U	U	N3B-2020-1702	CAWR-20-206475	GELC
Rio Grande at Otowi Bridge	—	04/14/2021	WS	F	INIT	REG	Inorganic	SW-846:6010C	Boron	B	Y	27.2	—	—	15	µg/L	Y	J	J	N3B-2021-1308	CAWR-21-221791	GELC
Rio Grande at Otowi Bridge	—	04/14/2021	WS	UF	INIT	REG	Inorganic	SW-846:6010C	Boron	B	Y	28.2	—	—	15	µg/L	Y	J	J	N3B-2021-1308	CAWR-21-221792	GELC
Rio Grande at Otowi Bridge	—	10/01/2020	WS	F	INIT	REG	Inorganic	SW-846:6010C	Boron	B	Y	31.6	—	—	15	µg/L	Y	J	J	N3B-2021-13	CAWR-21-208737	GELC
Rio Grande at Otowi Bridge	—	10/01/2020	WS	UF	INIT	REG	Inorganic	SW-846:6010C	Boron	B	Y	33.5	—	—	15	µg/L	Y	J	J	N3B-2021-13	CAWR-21-208738	GELC

Table C-1 Analytical Results from the Periodic Monitoring Events Reported in the Periodic Monitoring Report

Location ID	Screen Depth	Sample Date	Sample Type	Field Preparation Code	Analysis Type Code	Sample Purpose	Method Category	Lab Method	Parameter Name	Parameter Code	Detected	Report Result	Lab Uncertainty	Report MDA	Report MDL	Report Unit	Best Value	Lab Qualifier	Validation Qualifier	COC #	Field Sample ID	Lab ID
Rio Grande at Otowi Bridge	—	09/03/2020	WS	F	INIT	REG	Inorganic	SW-846:6010C	Boron	B	Y	30.1	—	—	15	µg/L	Y	J	J	N3B-2020-1702	CAWR-20-206474	GELC
Rio Grande at Otowi Bridge	—	09/03/2020	WS	UF	INIT	REG	Inorganic	SW-846:6010C	Boron	B	Y	30	—	—	15	µg/L	Y	J	J	N3B-2020-1702	CAWR-20-206475	GELC
Rio Grande at Otowi Bridge	—	04/14/2021	WS	F	INIT	REG	General Chemistry	EPA:300.0	Bromide	Br(-1)	N	0.067	—	—	0.067	mg/L	Y	U	U	N3B-2021-1308	CAWR-21-221791	GELC
Rio Grande at Otowi Bridge	—	10/01/2020	WS	F	INIT	REG	General Chemistry	EPA:300.0	Bromide	Br(-1)	N	0.067	—	—	0.067	mg/L	Y	U	U	N3B-2021-13	CAWR-21-208737	GELC
Rio Grande at Otowi Bridge	—	09/03/2020	WS	F	INIT	REG	General Chemistry	EPA:300.0	Bromide	Br(-1)	N	0.067	—	—	0.067	mg/L	Y	U	U	N3B-2020-1702	CAWR-20-206474	GELC
Rio Grande at Otowi Bridge	—	10/01/2020	WS	UF	INIT	REG	VOC	SW-846:8260B	Bromobenzene	108-86-1	N	0.3	—	—	0.3	µg/L	Y	U	U	N3B-2021-13	CAWR-21-208738	GELC
Rio Grande at Otowi Bridge	—	10/01/2020	WS	UF	INIT	REG	VOC	SW-846:8260B	Bromochloromethane	74-97-5	N	0.3	—	—	0.3	µg/L	Y	U	U	N3B-2021-13	CAWR-21-208738	GELC
Rio Grande at Otowi Bridge	—	10/01/2020	WS	UF	INIT	REG	VOC	SW-846:8260B	Bromodichloromethane	75-27-4	N	0.3	—	—	0.3	µg/L	Y	U	U	N3B-2021-13	CAWR-21-208738	GELC
Rio Grande at Otowi Bridge	—	10/01/2020	WS	UF	INIT	REG	VOC	SW-846:8260B	Bromoform	75-25-2	N	0.3	—	—	0.3	µg/L	Y	U	U	N3B-2021-13	CAWR-21-208738	GELC
Rio Grande at Otowi Bridge	—	10/01/2020	WS	UF	INIT	REG	VOC	SW-846:8260B	Bromomethane	74-83-9	N	0.3	—	—	0.3	µg/L	Y	U	U	N3B-2021-13	CAWR-21-208738	GELC
Rio Grande at Otowi Bridge	—	10/01/2020	WS	UF	INIT	REG	VOC	SW-846:8260B	Butanol[1-]	71-36-3	N	15	—	—	15	µg/L	Y	U	UJ	N3B-2021-13	CAWR-21-208738	GELC
Rio Grande at Otowi Bridge	—	10/01/2020	WS	UF	INIT	REG	VOC	SW-846:8260B	Butanone[2-]	78-93-3	N	1.5	—	—	1.5	µg/L	Y	U	U	N3B-2021-13	CAWR-21-208738	GELC
Rio Grande at Otowi Bridge	—	10/01/2020	WS	UF	INIT	REG	VOC	SW-846:8260B	Butylbenzene[n-]	104-51-8	N	0.3	—	—	0.3	µg/L	Y	U	U	N3B-2021-13	CAWR-21-208738	GELC
Rio Grande at Otowi Bridge	—	10/01/2020	WS	UF	INIT	REG	VOC	SW-846:8260B	Butylbenzene[sec-]	135-98-8	N	0.3	—	—	0.3	µg/L	Y	U	U	N3B-2021-13	CAWR-21-208738	GELC
Rio Grande at Otowi Bridge	—	10/01/2020	WS	UF	INIT	REG	VOC	SW-846:8260B	Butylbenzene[tert-]	98-06-6	N	0.3	—	—	0.3	µg/L	Y	U	U	N3B-2021-13	CAWR-21-208738	GELC
Rio Grande at Otowi Bridge	—	04/14/2021	WS	F	INIT	REG	Inorganic	SW-846:6020B	Cadmium	Cd	N	0.3	—	—	0.3	µg/L	Y	U	U	N3B-2021-1308	CAWR-21-221791	GELC
Rio Grande at Otowi Bridge	—	04/14/2021	WS	UF	INIT	REG	Inorganic	SW-846:6020B	Cadmium	Cd	N	0.3	—	—	0.3	µg/L	Y	U	U	N3B-2021-1308	CAWR-21-221792	GELC
Rio Grande at Otowi Bridge	—	10/01/2020	WS	F	INIT	REG	Inorganic	SW-846:6020B	Cadmium	Cd	N	0.3	—	—	0.3	µg/L	Y	U	U	N3B-2021-13	CAWR-21-208737	GELC
Rio Grande at Otowi Bridge	—	10/01/2020	WS	UF	INIT	REG	Inorganic	SW-846:6020B	Cadmium	Cd	N	0.3	—	—	0.3	µg/L	Y	U	U	N3B-2021-13	CAWR-21-208738	GELC
Rio Grande at Otowi Bridge	—	09/03/2020	WS	F	INIT	REG	Inorganic	SW-846:6020B	Cadmium	Cd	N	0.3	—	—	0.3	µg/L	Y	U	U	N3B-2020-1702	CAWR-20-206474	GELC
Rio Grande at Otowi Bridge	—	09/03/2020	WS	UF	INIT	REG	Inorganic	SW-846:6020B	Cadmium	Cd	N	0.3	—	—	0.3	µg/L	Y	U	U	N3B-2020-1702	CAWR-20-206475	GELC
Rio Grande at Otowi Bridge	—	04/14/2021	WS	F	INIT	REG	Inorganic	SW-846:6010C	Calcium	Ca	Y	36.8	—	—	0.05	mg/L	Y	—	NQ	N3B-2021-1308	CAWR-21-221791	GELC
Rio Grande at Otowi Bridge	—	04/14/2021	WS	UF	INIT	REG	Inorganic	SW-846:6010C	Calcium	Ca	Y	45.5	—	—	0.05	mg/L	Y	—	NQ	N3B-2021-1308	CAWR-21-221792	GELC
Rio Grande at Otowi Bridge	—	10/01/2020	WS	F	INIT	REG	Inorganic	SW-846:6010C	Calcium	Ca	Y	36.4	—	—	0.05	mg/L	Y	—	NQ	N3B-2021-13	CAWR-21-208737	GELC
Rio Grande at Otowi Bridge	—	10/01/2020	WS	UF	INIT	REG	Inorganic	SW-846:6010C	Calcium	Ca	Y	40	—	—	0.05	mg/L	Y	—	NQ	N3B-2021-13	CAWR-21-208738	GELC
Rio Grande at Otowi Bridge	—	09/03/2020	WS	F	INIT	REG	Inorganic	SW-846:6010C	Calcium	Ca	Y	37.5	—	—	0.05	mg/L	Y	—	NQ	N3B-2020-1702	CAWR-20-206474	GELC
Rio Grande at Otowi Bridge	—	09/03/2020	WS	UF	INIT	REG	Inorganic	SW-846:6010C	Calcium	Ca	Y	38.2	—	—	0.05	mg/L	Y	—	NQ	N3B-2020-1702	CAWR-20-206475	GELC
Rio Grande at Otowi Bridge	—	10/01/2020	WS	UF	INIT	REG	VOC	SW-846:8260B	Carbon Disulfide	75-15-0	N	1.5	—	—	1.5	µg/L	Y	U	U	N3B-2021-13	CAWR-21-208738	GELC
Rio Grande at Otowi Bridge	—	10/01/2020	WS	UF	INIT	REG	VOC	SW-846:8260B	Carbon Tetrachloride	56-23-5	N	0.3	—	—	0.3	µg/L	Y	U	U	N3B-2021-13	CAWR-21-208738	GELC
Rio Grande at Otowi Bridge	—	10/01/2020	WS	UF	INIT	REG	RAD	EPA:901.1	Cesium-137	Cs-137	N	-1.33	1.27	4.36	—	pCi/L	Y	U	U	N3B-2021-13	CAWR-21-208738	GELC
Rio Grande at Otowi Bridge	—	04/14/2021	WS	F	INIT	REG	General Chemistry	EPA:300.0	Chloride	Cl(-1)	Y	4.88	—	—	0.067	mg/L	Y	—	NQ	N3B-2021-1308	CAWR-21-221791	GELC

Table C-1 Analytical Results from the Periodic Monitoring Events Reported in the Periodic Monitoring Report

Location ID	Screen Depth	Sample Date	Sample Type	Field Preparation Code	Analysis Type Code	Sample Purpose	Method Category	Lab Method	Parameter Name	Parameter Code	Detected	Report Result	Lab Uncertainty	Report MDA	Report MDL	Report Unit	Best Value	Lab Qualifier	Validation Qualifier	COC #	Field Sample ID	Lab ID
Rio Grande at Otowi Bridge	—	10/01/2020	WS	F	INIT	REG	General Chemistry	EPA:300.0	Chloride	Cl(-1)	Y	4.53	—	—	0.067	mg/L	Y	—	NQ	N3B-2021-13	CAWR-21-208737	GELC
Rio Grande at Otowi Bridge	—	09/03/2020	WS	F	INIT	REG	General Chemistry	EPA:300.0	Chloride	Cl(-1)	Y	3.68	—	—	0.067	mg/L	Y	—	NQ	N3B-2020-1702	CAWR-20-206474	GELC
Rio Grande at Otowi Bridge	—	10/01/2020	WS	UF	INIT	REG	VOC	SW-846:8260B	Chloro-1,3-butadiene[2-]	126-99-8	N	0.3	—	—	0.3	µg/L	Y	U	U	N3B-2021-13	CAWR-21-208738	GELC
Rio Grande at Otowi Bridge	—	10/01/2020	WS	UF	INIT	REG	VOC	SW-846:8260B	Chloro-1-propene[3-]	107-05-1	N	1.5	—	—	1.5	µg/L	Y	U	U	N3B-2021-13	CAWR-21-208738	GELC
Rio Grande at Otowi Bridge	—	10/01/2020	WS	UF	INIT	REG	VOC	SW-846:8260B	Chlorobenzene	108-90-7	N	0.3	—	—	0.3	µg/L	Y	U	U	N3B-2021-13	CAWR-21-208738	GELC
Rio Grande at Otowi Bridge	—	10/01/2020	WS	UF	INIT	REG	VOC	SW-846:8260B	Chlorodibromomethane	124-48-1	N	0.3	—	—	0.3	µg/L	Y	U	U	N3B-2021-13	CAWR-21-208738	GELC
Rio Grande at Otowi Bridge	—	10/01/2020	WS	UF	INIT	REG	VOC	SW-846:8260B	Chloroethane	75-00-3	N	0.3	—	—	0.3	µg/L	Y	U	U	N3B-2021-13	CAWR-21-208738	GELC
Rio Grande at Otowi Bridge	—	10/01/2020	WS	UF	INIT	REG	VOC	SW-846:8260B	Chloroform	67-66-3	N	0.3	—	—	0.3	µg/L	Y	U	U	N3B-2021-13	CAWR-21-208738	GELC
Rio Grande at Otowi Bridge	—	10/01/2020	WS	UF	INIT	REG	VOC	SW-846:8260B	Chloromethane	74-87-3	N	0.3	—	—	0.3	µg/L	Y	U	U	N3B-2021-13	CAWR-21-208738	GELC
Rio Grande at Otowi Bridge	—	10/01/2020	WS	UF	INIT	REG	VOC	SW-846:8260B	Chlorotoluene[2-]	95-49-8	N	0.3	—	—	0.3	µg/L	Y	U	U	N3B-2021-13	CAWR-21-208738	GELC
Rio Grande at Otowi Bridge	—	10/01/2020	WS	UF	INIT	REG	VOC	SW-846:8260B	Chlorotoluene[4-]	106-43-4	N	0.3	—	—	0.3	µg/L	Y	U	U	N3B-2021-13	CAWR-21-208738	GELC
Rio Grande at Otowi Bridge	—	04/14/2021	WS	F	INIT	REG	Inorganic	SW-846:6020B	Chromium	Cr	N	3	—	—	3	µg/L	Y	U	U	N3B-2021-1308	CAWR-21-221791	GELC
Rio Grande at Otowi Bridge	—	04/14/2021	WS	UF	INIT	REG	Inorganic	SW-846:6020B	Chromium	Cr	Y	6.37	—	—	3	µg/L	Y	J	J	N3B-2021-1308	CAWR-21-221792	GELC
Rio Grande at Otowi Bridge	—	10/01/2020	WS	F	INIT	REG	Inorganic	SW-846:6020B	Chromium	Cr	N	3	—	—	3	µg/L	Y	U	U	N3B-2021-13	CAWR-21-208737	GELC
Rio Grande at Otowi Bridge	—	10/01/2020	WS	UF	INIT	REG	Inorganic	SW-846:6020B	Chromium	Cr	N	3	—	—	3	µg/L	Y	U	U	N3B-2021-13	CAWR-21-208738	GELC
Rio Grande at Otowi Bridge	—	09/03/2020	WS	F	INIT	REG	Inorganic	SW-846:6020B	Chromium	Cr	N	3	—	—	3	µg/L	Y	U	U	N3B-2020-1702	CAWR-20-206474	GELC
Rio Grande at Otowi Bridge	—	09/03/2020	WS	UF	INIT	REG	Inorganic	SW-846:6020B	Chromium	Cr	Y	3.58	—	—	3	µg/L	Y	J	J	N3B-2020-1702	CAWR-20-206475	GELC
Rio Grande at Otowi Bridge	—	04/14/2021	WS	F	INIT	REG	Inorganic	SW-846:6010C	Cobalt	Co	N	1	—	—	1	µg/L	Y	U	U	N3B-2021-1308	CAWR-21-221791	GELC
Rio Grande at Otowi Bridge	—	04/14/2021	WS	UF	INIT	REG	Inorganic	SW-846:6010C	Cobalt	Co	Y	1.73	—	—	1	µg/L	Y	J	J	N3B-2021-1308	CAWR-21-221792	GELC
Rio Grande at Otowi Bridge	—	10/01/2020	WS	F	INIT	REG	Inorganic	SW-846:6010C	Cobalt	Co	N	1	—	—	1	µg/L	Y	U	U	N3B-2021-13	CAWR-21-208737	GELC
Rio Grande at Otowi Bridge	—	10/01/2020	WS	UF	INIT	REG	Inorganic	SW-846:6010C	Cobalt	Co	N	1	—	—	1	µg/L	Y	U	U	N3B-2021-13	CAWR-21-208738	GELC
Rio Grande at Otowi Bridge	—	09/03/2020	WS	F	INIT	REG	Inorganic	SW-846:6010C	Cobalt	Co	N	1	—	—	1	µg/L	Y	U	U	N3B-2020-1702	CAWR-20-206474	GELC
Rio Grande at Otowi Bridge	—	09/03/2020	WS	UF	INIT	REG	Inorganic	SW-846:6010C	Cobalt	Co	N	1	—	—	1	µg/L	Y	U	U	N3B-2020-1702	CAWR-20-206475	GELC
Rio Grande at Otowi Bridge	—	10/01/2020	WS	UF	INIT	REG	RAD	EPA:901.1	Cobalt-60	Co-60	N	0.886	1.37	5.73	—	pCi/L	Y	U	U	N3B-2021-13	CAWR-21-208738	GELC
Rio Grande at Otowi Bridge	—	04/14/2021	WS	F	INIT	REG	Inorganic	SW-846:6010C	Copper	Cu	N	3	—	—	3	µg/L	Y	U	U	N3B-2021-1308	CAWR-21-221791	GELC
Rio Grande at Otowi Bridge	—	04/14/2021	WS	UF	INIT	REG	Inorganic	SW-846:6010C	Copper	Cu	Y	4.69	—	—	3	µg/L	Y	J	J	N3B-2021-1308	CAWR-21-221792	GELC
Rio Grande at Otowi Bridge	—	10/01/2020	WS	F	INIT	REG	Inorganic	SW-846:6010C	Copper	Cu	N	3	—	—	3	µg/L	Y	U	U	N3B-2021-13	CAWR-21-208737	GELC
Rio Grande at Otowi Bridge	—	10/01/2020	WS	UF	INIT	REG	Inorganic	SW-846:6010C	Copper	Cu	N	3	—	—	3	µg/L	Y	U	U	N3B-2021-13	CAWR-21-208738	GELC
Rio Grande at Otowi Bridge	—	09/03/2020	WS	F	INIT	REG	Inorganic	SW-846:6010C	Copper	Cu	N	3	—	—	3	µg/L	Y	U	U	N3B-2020-1702	CAWR-20-206474	GELC
Rio Grande at Otowi Bridge	—	09/03/2020	WS	UF	INIT	REG	Inorganic	SW-846:6010C	Copper	Cu	Y	4.18	—	—	3	µg/L	Y	J	J	N3B-2020-1702	CAWR-20-206475	GELC
Rio Grande at Otowi Bridge	—	04/14/2021	WS	UF	INIT	REG	Inorganic	EPA:335.4	Cyanide (Total)	CN(TOTAL)	N	0.00167	—	—	0.00167	mg/L	Y	U	U	N3B-2021-1308	CAWR-21-221792	GELC

Table C-1 Analytical Results from the Periodic Monitoring Events Reported in the Periodic Monitoring Report

Location ID	Screen Depth	Sample Date	Sample Type	Field Preparation Code	Analysis Type Code	Sample Purpose	Method Category	Lab Method	Parameter Name	Parameter Code	Detected	Report Result	Lab Uncertainty	Report MDA	Report MDL	Report Unit	Best Value	Lab Qualifier	Validation Qualifier	COC #	Field Sample ID	Lab ID
Rio Grande at Otowi Bridge	—	10/01/2020	WS	UF	INIT	REG	Inorganic	EPA:335.4	Cyanide (Total)	CN(TOTAL)	N	0.00167	—	—	0.00167	mg/L	Y	U	U	N3B-2021-13	CAWR-21-208738	GELC
Rio Grande at Otowi Bridge	—	09/03/2020	WS	UF	INIT	REG	Inorganic	EPA:335.4	Cyanide (Total)	CN(TOTAL)	N	0.00167	—	—	0.00167	mg/L	Y	U	U	N3B-2020-1702	CAWR-20-206475	GELC
Rio Grande at Otowi Bridge	—	10/01/2020	WS	UF	INIT	REG	VOC	SW-846:8260B	Dibromo-3-Chloropropane[1,2-]	96-12-8	N	0.5	—	—	0.5	µg/L	Y	U	U	N3B-2021-13	CAWR-21-208738	GELC
Rio Grande at Otowi Bridge	—	10/01/2020	WS	UF	INIT	REG	VOC	SW-846:8260B	Dibromoethane[1,2-]	106-93-4	N	0.3	—	—	0.3	µg/L	Y	U	U	N3B-2021-13	CAWR-21-208738	GELC
Rio Grande at Otowi Bridge	—	10/01/2020	WS	UF	INIT	REG	VOC	SW-846:8260B	Dibromomethane	74-95-3	N	0.3	—	—	0.3	µg/L	Y	U	U	N3B-2021-13	CAWR-21-208738	GELC
Rio Grande at Otowi Bridge	—	10/01/2020	WS	UF	INIT	REG	VOC	SW-846:8260B	Dichlorobenzene[1,2-]	95-50-1	N	0.3	—	—	0.3	µg/L	Y	U	U	N3B-2021-13	CAWR-21-208738	GELC
Rio Grande at Otowi Bridge	—	10/01/2020	WS	UF	INIT	REG	VOC	SW-846:8260B	Dichlorobenzene[1,3-]	541-73-1	N	0.3	—	—	0.3	µg/L	Y	U	U	N3B-2021-13	CAWR-21-208738	GELC
Rio Grande at Otowi Bridge	—	10/01/2020	WS	UF	INIT	REG	VOC	SW-846:8260B	Dichlorobenzene[1,4-]	106-46-7	N	0.3	—	—	0.3	µg/L	Y	U	U	N3B-2021-13	CAWR-21-208738	GELC
Rio Grande at Otowi Bridge	—	10/01/2020	WS	UF	INIT	REG	VOC	SW-846:8260B	Dichlorodifluoromethane	75-71-8	N	0.3	—	—	0.3	µg/L	Y	U	U	N3B-2021-13	CAWR-21-208738	GELC
Rio Grande at Otowi Bridge	—	10/01/2020	WS	UF	INIT	REG	VOC	SW-846:8260B	Dichloroethane[1,1-]	75-34-3	N	0.3	—	—	0.3	µg/L	Y	U	U	N3B-2021-13	CAWR-21-208738	GELC
Rio Grande at Otowi Bridge	—	10/01/2020	WS	UF	INIT	REG	VOC	SW-846:8260B	Dichloroethane[1,2-]	107-06-2	N	0.3	—	—	0.3	µg/L	Y	U	U	N3B-2021-13	CAWR-21-208738	GELC
Rio Grande at Otowi Bridge	—	10/01/2020	WS	UF	INIT	REG	VOC	SW-846:8260B	Dichloroethene[1,1-]	75-35-4	N	0.3	—	—	0.3	µg/L	Y	U	U	N3B-2021-13	CAWR-21-208738	GELC
Rio Grande at Otowi Bridge	—	10/01/2020	WS	UF	INIT	REG	VOC	SW-846:8260B	Dichloroethene[cis-1,2-]	156-59-2	N	0.3	—	—	0.3	µg/L	Y	U	U	N3B-2021-13	CAWR-21-208738	GELC
Rio Grande at Otowi Bridge	—	10/01/2020	WS	UF	INIT	REG	VOC	SW-846:8260B	Dichloroethene[trans-1,2-]	156-60-5	N	0.3	—	—	0.3	µg/L	Y	U	U	N3B-2021-13	CAWR-21-208738	GELC
Rio Grande at Otowi Bridge	—	10/01/2020	WS	UF	INIT	REG	VOC	SW-846:8260B	Dichloropropane[1,2-]	78-87-5	N	0.3	—	—	0.3	µg/L	Y	U	U	N3B-2021-13	CAWR-21-208738	GELC
Rio Grande at Otowi Bridge	—	10/01/2020	WS	UF	INIT	REG	VOC	SW-846:8260B	Dichloropropane[1,3-]	142-28-9	N	0.3	—	—	0.3	µg/L	Y	U	U	N3B-2021-13	CAWR-21-208738	GELC
Rio Grande at Otowi Bridge	—	10/01/2020	WS	UF	INIT	REG	VOC	SW-846:8260B	Dichloropropane[2,2-]	594-20-7	N	0.3	—	—	0.3	µg/L	Y	U	U	N3B-2021-13	CAWR-21-208738	GELC
Rio Grande at Otowi Bridge	—	10/01/2020	WS	UF	INIT	REG	VOC	SW-846:8260B	Dichloropropene[1,1-]	563-58-6	N	0.3	—	—	0.3	µg/L	Y	U	U	N3B-2021-13	CAWR-21-208738	GELC
Rio Grande at Otowi Bridge	—	10/01/2020	WS	UF	INIT	REG	VOC	SW-846:8260B	Dichloropropene[cis-1,3-]	10061-01-5	N	0.3	—	—	0.3	µg/L	Y	U	U	N3B-2021-13	CAWR-21-208738	GELC
Rio Grande at Otowi Bridge	—	10/01/2020	WS	UF	INIT	REG	VOC	SW-846:8260B	Dichloropropene[trans-1,3-]	10061-02-6	N	0.3	—	—	0.3	µg/L	Y	U	U	N3B-2021-13	CAWR-21-208738	GELC
Rio Grande at Otowi Bridge	—	10/01/2020	WS	UF	INIT	REG	VOC	SW-846:8260B	Diethyl Ether	60-29-7	N	0.3	—	—	0.3	µg/L	Y	U	U	N3B-2021-13	CAWR-21-208738	GELC
Rio Grande at Otowi Bridge	—	10/01/2020	WS	UF	INIT	REG	VOC	SW-846:8260B	Ethyl Methacrylate	97-63-2	N	1.5	—	—	1.5	µg/L	Y	U	U	N3B-2021-13	CAWR-21-208738	GELC
Rio Grande at Otowi Bridge	—	10/01/2020	WS	UF	INIT	REG	VOC	SW-846:8260B	Ethylbenzene	100-41-4	N	0.3	—	—	0.3	µg/L	Y	U	U	N3B-2021-13	CAWR-21-208738	GELC
Rio Grande at Otowi Bridge	—	04/14/2021	WS	F	INIT	REG	General Chemistry	EPA:300.0	Fluoride	F(-1)	Y	0.245	—	—	0.033	mg/L	Y	—	NQ	N3B-2021-1308	CAWR-21-221791	GELC
Rio Grande at Otowi Bridge	—	10/01/2020	WS	F	INIT	REG	General Chemistry	EPA:300.0	Fluoride	F(-1)	Y	0.317	—	—	0.033	mg/L	Y	—	NQ	N3B-2021-13	CAWR-21-208737	GELC
Rio Grande at Otowi Bridge	—	09/03/2020	WS	F	INIT	REG	General Chemistry	EPA:300.0	Fluoride	F(-1)	Y	0.269	—	—	0.033	mg/L	Y	—	NQ	N3B-2020-1702	CAWR-20-206474	GELC
Rio Grande at Otowi Bridge	—	10/01/2020	WS	UF	INIT	REG	RAD	EPA:900	Gross alpha	GROSSA	Y	3.99	1.16	2.84	—	pCi/L	Y	—	NQ	N3B-2021-13	CAWR-21-208738	GELC
Rio Grande at Otowi Bridge	—	10/01/2020	WS	UF	INIT	REG	RAD	EPA:900	Gross beta	GROSSB	Y	3.57	0.938	2.81	—	pCi/L	Y	—	NQ	N3B-2021-13	CAWR-21-208738	GELC
Rio Grande at Otowi Bridge	—	04/14/2021	WS	F	INIT	REG	Inorganic	SM:A2340B	Hardness	HARDNESS	Y	125	—	—	0.453	mg/L	Y	—	NQ	N3B-2021-1308	CAWR-21-221791	GELC
Rio Grande at Otowi Bridge	—	04/14/2021	WS	UF	INIT	REG	Inorganic	SM:A2340B	Hardness	HARDNESS	Y	153	—	—	0.453	mg/L	Y	—	NQ	N3B-2021-1308	CAWR-21-221792	GELC
Rio Grande at Otowi Bridge	—	10/01/2020	WS	F	INIT	REG	Inorganic	SM:A2340B	Hardness	HARDNESS	Y	118	—	—	0.453	mg/L	Y	—	NQ	N3B-2021-13	CAWR-21-208737	GELC

Table C-1 Analytical Results from the Periodic Monitoring Events Reported in the Periodic Monitoring Report

Location ID	Screen Depth	Sample Date	Sample Type	Field Preparation Code	Analysis Type Code	Sample Purpose	Method Category	Lab Method	Parameter Name	Parameter Code	Detected	Report Result	Lab Uncertainty	Report MDA	Report MDL	Report Unit	Best Value	Lab Qualifier	Validation Qualifier	COC #	Field Sample ID	Lab ID
Rio Grande at Otowi Bridge	—	10/01/2020	WS	UF	INIT	REG	Inorganic	SM:A2340B	Hardness	HARDNESS	Y	131	—	—	0.453	mg/L	Y	—	NQ	N3B-2021-13	CAWR-21-208738	GELC
Rio Grande at Otowi Bridge	—	09/03/2020	WS	F	INIT	REG	Inorganic	SM:A2340B	Hardness	HARDNESS	Y	121	—	—	0.453	mg/L	Y	—	NQ	N3B-2020-1702	CAWR-20-206474	GELC
Rio Grande at Otowi Bridge	—	09/03/2020	WS	UF	INIT	REG	Inorganic	SM:A2340B	Hardness	HARDNESS	Y	126	—	—	0.453	mg/L	Y	—	NQ	N3B-2020-1702	CAWR-20-206475	GELC
Rio Grande at Otowi Bridge	—	10/01/2020	WS	UF	INIT	REG	HRGC/HRMS	SW-846:8290A	Heptachlorodibenzodioxin[1,2,3,4,6,7,8-]	35822-46-9	N	0.00000486	—	—	0.0000174	µg/L	Y	U	U	N3B-2021-17	CAWR-21-208738	CFA
Rio Grande at Otowi Bridge	—	10/01/2020	WS	UF	INIT	REG	HRGC/HRMS	SW-846:8290A	Heptachlorodibenzodioxins (Total)	37871-00-4	N	0	—	—	—	µg/L	Y	U	U	N3B-2021-17	CAWR-21-208738	CFA
Rio Grande at Otowi Bridge	—	10/01/2020	WS	UF	INIT	REG	HRGC/HRMS	SW-846:8290A	Heptachlorodibenzofuran[1,2,3,4,6,7,8-]	67562-39-4	N	0.00000486	—	—	0.0000127	µg/L	Y	U	U	N3B-2021-17	CAWR-21-208738	CFA
Rio Grande at Otowi Bridge	—	10/01/2020	WS	UF	INIT	REG	HRGC/HRMS	SW-846:8290A	Heptachlorodibenzofuran[1,2,3,4,7,8,9-]	55673-89-7	N	0.00000486	—	—	0.0000147	µg/L	Y	U	U	N3B-2021-17	CAWR-21-208738	CFA
Rio Grande at Otowi Bridge	—	10/01/2020	WS	UF	INIT	REG	HRGC/HRMS	SW-846:8290A	Heptachlorodibenzofurans (Total)	38998-75-3	N	0	—	—	—	µg/L	Y	U	U	N3B-2021-17	CAWR-21-208738	CFA
Rio Grande at Otowi Bridge	—	10/01/2020	WS	UF	INIT	REG	VOC	SW-846:8260B	Hexachlorobutadiene	87-68-3	N	0.3	—	—	0.3	µg/L	Y	U	U	N3B-2021-13	CAWR-21-208738	GELC
Rio Grande at Otowi Bridge	—	10/01/2020	WS	UF	INIT	REG	HRGC/HRMS	SW-846:8290A	Hexachlorodibenzodioxin[1,2,3,4,7,8-]	39227-28-6	N	0.00000486	—	—	0.000021	µg/L	Y	U	U	N3B-2021-17	CAWR-21-208738	CFA
Rio Grande at Otowi Bridge	—	10/01/2020	WS	UF	INIT	REG	HRGC/HRMS	SW-846:8290A	Hexachlorodibenzodioxin[1,2,3,6,7,8-]	57653-85-7	N	0.00000486	—	—	0.0000166	µg/L	Y	U	U	N3B-2021-17	CAWR-21-208738	CFA
Rio Grande at Otowi Bridge	—	10/01/2020	WS	UF	INIT	REG	HRGC/HRMS	SW-846:8290A	Hexachlorodibenzodioxin[1,2,3,7,8,9-]	19408-74-3	N	0.00000486	—	—	0.0000192	µg/L	Y	U	U	N3B-2021-17	CAWR-21-208738	CFA
Rio Grande at Otowi Bridge	—	10/01/2020	WS	UF	INIT	REG	HRGC/HRMS	SW-846:8290A	Hexachlorodibenzodioxins (Total)	34465-46-8	N	0	—	—	—	µg/L	Y	U	U	N3B-2021-17	CAWR-21-208738	CFA
Rio Grande at Otowi Bridge	—	10/01/2020	WS	UF	INIT	REG	HRGC/HRMS	SW-846:8290A	Hexachlorodibenzofuran[1,2,3,4,7,8-]	70648-26-9	N	0.00000486	—	—	0.0000157	µg/L	Y	U	U	N3B-2021-17	CAWR-21-208738	CFA
Rio Grande at Otowi Bridge	—	10/01/2020	WS	UF	INIT	REG	HRGC/HRMS	SW-846:8290A	Hexachlorodibenzofuran[1,2,3,6,7,8-]	57117-44-9	N	0.00000486	—	—	0.0000145	µg/L	Y	U	U	N3B-2021-17	CAWR-21-208738	CFA
Rio Grande at Otowi Bridge	—	10/01/2020	WS	UF	INIT	REG	HRGC/HRMS	SW-846:8290A	Hexachlorodibenzofuran[1,2,3,7,8,9-]	72918-21-9	N	0.00000486	—	—	0.0000162	µg/L	Y	U	U	N3B-2021-17	CAWR-21-208738	CFA
Rio Grande at Otowi Bridge	—	10/01/2020	WS	UF	INIT	REG	HRGC/HRMS	SW-846:8290A	Hexachlorodibenzofuran[2,3,4,6,7,8-]	60851-34-5	N	0.00000486	—	—	0.000014	µg/L	Y	U	U	N3B-2021-17	CAWR-21-208738	CFA
Rio Grande at Otowi Bridge	—	10/01/2020	WS	UF	INIT	REG	HRGC/HRMS	SW-846:8290A	Hexachlorodibenzofurans (Total)	55684-94-1	N	0	—	—	—	µg/L	Y	U	U	N3B-2021-17	CAWR-21-208738	CFA
Rio Grande at Otowi Bridge	—	10/01/2020	WS	UF	INIT	REG	VOC	SW-846:8260B	Hexanone[2-]	591-78-6	N	1.5	—	—	1.5	µg/L	Y	U	U	N3B-2021-13	CAWR-21-208738	GELC
Rio Grande at Otowi Bridge	—	10/01/2020	WS	UF	INIT	REG	VOC	SW-846:8260B	Iodomethane	74-88-4	N	1.5	—	—	1.5	µg/L	Y	U	U	N3B-2021-13	CAWR-21-208738	GELC
Rio Grande at Otowi Bridge	—	04/14/2021	WS	F	INIT	REG	Inorganic	SW-846:6010C	Iron	Fe	Y	52.6	—	—	30	µg/L	Y	J	J	N3B-2021-1308	CAWR-21-221791	GELC
Rio Grande at Otowi Bridge	—	04/14/2021	WS	UF	INIT	REG	Inorganic	SW-846:6010C	Iron	Fe	Y	4890	—	—	30	µg/L	Y	—	NQ	N3B-2021-1308	CAWR-21-221792	GELC
Rio Grande at Otowi Bridge	—	10/01/2020	WS	F	INIT	REG	Inorganic	SW-846:6010C	Iron	Fe	N	30	—	—	30	µg/L	Y	U	U	N3B-2021-13	CAWR-21-208737	GELC
Rio Grande at Otowi Bridge	—	10/01/2020	WS	UF	INIT	REG	Inorganic	SW-846:6010C	Iron	Fe	Y	545	—	—	30	µg/L	Y	—	NQ	N3B-2021-13	CAWR-21-208738	GELC
Rio Grande at Otowi Bridge	—	09/03/2020	WS	F	INIT	REG	Inorganic	SW-846:6010C	Iron	Fe	N	30	—	—	30	µg/L	Y	U	U	N3B-2020-1702	CAWR-20-206474	GELC
Rio Grande at Otowi Bridge	—	09/03/2020	WS	UF	INIT	REG	Inorganic	SW-846:6010C	Iron	Fe	Y	2930	—	—	30	µg/L	Y	—	NQ	N3B-2020-1702	CAWR-20-206475	GELC
Rio Grande at Otowi Bridge	—	10/01/2020	WS	UF	INIT	REG	VOC	SW-846:8260B	Isobutyl alcohol	78-83-1	N	15	—	—	15	µg/L	Y	U	UJ	N3B-2021-13	CAWR-21-208738	GELC
Rio Grande at Otowi Bridge	—	10/01/2020	WS	UF	INIT	REG	VOC	SW-846:8260B	Isopropylbenzene	98-82-8	N	0.3	—	—	0.3	µg/L	Y	U	U	N3B-2021-13	CAWR-21-208738	GELC
Rio Grande at Otowi Bridge	—	10/01/2020	WS	UF	INIT	REG	VOC	SW-846:8260B	Isopropyltoluene[4-]	99-87-6	N	0.3	—	—	0.3	µg/L	Y	U	U	N3B-2021-13	CAWR-21-208738	GELC
Rio Grande at Otowi Bridge	—	04/14/2021	WS	F	INIT	REG	Inorganic	SW-846:6020B	Lead	Pb	N	0.5	—	—	0.5	µg/L	Y	U	U	N3B-2021-1308	CAWR-21-221791	GELC
Rio Grande at Otowi Bridge	—	04/14/2021	WS	UF	INIT	REG	Inorganic	SW-846:6020B	Lead	Pb	Y	4.49	—	—	0.5	µg/L	Y	—	NQ	N3B-2021-1308	CAWR-21-221792	GELC

Table C-1 Analytical Results from the Periodic Monitoring Events Reported in the Periodic Monitoring Report

Location ID	Screen Depth	Sample Date	Sample Type	Field Preparation Code	Analysis Type Code	Sample Purpose	Method Category	Lab Method	Parameter Name	Parameter Code	Detected	Report Result	Lab Uncertainty	Report MDA	Report MDL	Report Unit	Best Value	Lab Qualifier	Validation Qualifier	COC #	Field Sample ID	Lab ID
Rio Grande at Otowi Bridge	—	10/01/2020	WS	F	INIT	REG	Inorganic	SW-846:6020B	Lead	Pb	N	0.5	—	—	0.5	µg/L	Y	U	U	N3B-2021-13	CAWR-21-208737	GELC
Rio Grande at Otowi Bridge	—	10/01/2020	WS	UF	INIT	REG	Inorganic	SW-846:6020B	Lead	Pb	N	0.5	—	—	0.5	µg/L	Y	U	U	N3B-2021-13	CAWR-21-208738	GELC
Rio Grande at Otowi Bridge	—	09/03/2020	WS	F	INIT	REG	Inorganic	SW-846:6020B	Lead	Pb	N	0.5	—	—	0.5	µg/L	Y	U	U	N3B-2020-1702	CAWR-20-206474	GELC
Rio Grande at Otowi Bridge	—	09/03/2020	WS	UF	INIT	REG	Inorganic	SW-846:6020B	Lead	Pb	Y	2.11	—	—	0.5	µg/L	Y	—	NQ	N3B-2020-1702	CAWR-20-206475	GELC
Rio Grande at Otowi Bridge	—	04/14/2021	WS	F	INIT	REG	Inorganic	SW-846:6010C	Magnesium	Mg	Y	7.98	—	—	0.11	mg/L	Y	—	NQ	N3B-2021-1308	CAWR-21-221791	GELC
Rio Grande at Otowi Bridge	—	04/14/2021	WS	UF	INIT	REG	Inorganic	SW-846:6010C	Magnesium	Mg	Y	9.62	—	—	0.11	mg/L	Y	—	NQ	N3B-2021-1308	CAWR-21-221792	GELC
Rio Grande at Otowi Bridge	—	10/01/2020	WS	F	INIT	REG	Inorganic	SW-846:6010C	Magnesium	Mg	Y	6.68	—	—	0.11	mg/L	Y	—	NQ	N3B-2021-13	CAWR-21-208737	GELC
Rio Grande at Otowi Bridge	—	10/01/2020	WS	UF	INIT	REG	Inorganic	SW-846:6010C	Magnesium	Mg	Y	7.51	—	—	0.11	mg/L	Y	—	NQ	N3B-2021-13	CAWR-21-208738	GELC
Rio Grande at Otowi Bridge	—	09/03/2020	WS	F	INIT	REG	Inorganic	SW-846:6010C	Magnesium	Mg	Y	6.65	—	—	0.11	mg/L	Y	—	NQ	N3B-2020-1702	CAWR-20-206474	GELC
Rio Grande at Otowi Bridge	—	09/03/2020	WS	UF	INIT	REG	Inorganic	SW-846:6010C	Magnesium	Mg	Y	7.4	—	—	0.11	mg/L	Y	—	NQ	N3B-2020-1702	CAWR-20-206475	GELC
Rio Grande at Otowi Bridge	—	04/14/2021	WS	F	INIT	REG	Inorganic	SW-846:6010C	Manganese	Mn	Y	25.9	—	—	2	µg/L	Y	—	NQ	N3B-2021-1308	CAWR-21-221791	GELC
Rio Grande at Otowi Bridge	—	04/14/2021	WS	UF	INIT	REG	Inorganic	SW-846:6010C	Manganese	Mn	Y	231	—	—	2	µg/L	Y	—	NQ	N3B-2021-1308	CAWR-21-221792	GELC
Rio Grande at Otowi Bridge	—	10/01/2020	WS	F	INIT	REG	Inorganic	SW-846:6010C	Manganese	Mn	Y	6.54	—	—	2	µg/L	Y	J	J	N3B-2021-13	CAWR-21-208737	GELC
Rio Grande at Otowi Bridge	—	10/01/2020	WS	UF	INIT	REG	Inorganic	SW-846:6010C	Manganese	Mn	Y	26.5	—	—	2	µg/L	Y	—	NQ	N3B-2021-13	CAWR-21-208738	GELC
Rio Grande at Otowi Bridge	—	09/03/2020	WS	F	INIT	REG	Inorganic	SW-846:6010C	Manganese	Mn	Y	3.13	—	—	2	µg/L	Y	J	J	N3B-2020-1702	CAWR-20-206474	GELC
Rio Grande at Otowi Bridge	—	09/03/2020	WS	UF	INIT	REG	Inorganic	SW-846:6010C	Manganese	Mn	Y	85.6	—	—	2	µg/L	Y	—	NQ	N3B-2020-1702	CAWR-20-206475	GELC
Rio Grande at Otowi Bridge	—	04/14/2021	WS	F	INIT	REG	Inorganic	SW-846:7470A	Mercury	Hg	N	0.067	—	—	0.067	µg/L	Y	U	U	N3B-2021-1308	CAWR-21-221791	GELC
Rio Grande at Otowi Bridge	—	04/14/2021	WS	UF	INIT	REG	Inorganic	SW-846:7470A	Mercury	Hg	N	0.067	—	—	0.067	µg/L	Y	U	U	N3B-2021-1308	CAWR-21-221792	GELC
Rio Grande at Otowi Bridge	—	10/01/2020	WS	F	INIT	REG	Inorganic	SW-846:7470A	Mercury	Hg	N	0.067	—	—	0.067	µg/L	Y	U	U	N3B-2021-13	CAWR-21-208737	GELC
Rio Grande at Otowi Bridge	—	10/01/2020	WS	UF	INIT	REG	Inorganic	SW-846:7470A	Mercury	Hg	N	0.067	—	—	0.067	µg/L	Y	U	U	N3B-2021-13	CAWR-21-208738	GELC
Rio Grande at Otowi Bridge	—	09/03/2020	WS	F	INIT	REG	Inorganic	SW-846:7470A	Mercury	Hg	N	0.067	—	—	0.067	µg/L	Y	U	U	N3B-2020-1702	CAWR-20-206474	GELC
Rio Grande at Otowi Bridge	—	09/03/2020	WS	UF	INIT	REG	Inorganic	SW-846:7470A	Mercury	Hg	N	0.067	—	—	0.067	µg/L	Y	U	U	N3B-2020-1702	CAWR-20-206475	GELC
Rio Grande at Otowi Bridge	—	10/01/2020	WS	UF	INIT	REG	VOC	SW-846:8260B	Methacrylonitrile	126-98-7	N	1.5	—	—	1.5	µg/L	Y	U	U	N3B-2021-13	CAWR-21-208738	GELC
Rio Grande at Otowi Bridge	—	10/01/2020	WS	UF	INIT	REG	VOC	SW-846:8260B	Methyl Methacrylate	80-62-6	N	1.5	—	—	1.5	µg/L	Y	U	U	N3B-2021-13	CAWR-21-208738	GELC
Rio Grande at Otowi Bridge	—	10/01/2020	WS	UF	INIT	REG	VOC	SW-846:8260B	Methyl tert-Butyl Ether	1634-04-4	N	0.3	—	—	0.3	µg/L	Y	U	U	N3B-2021-13	CAWR-21-208738	GELC
Rio Grande at Otowi Bridge	—	10/01/2020	WS	UF	INIT	REG	VOC	SW-846:8260B	Methyl-2-pentanone[4-]	108-10-1	N	1.5	—	—	1.5	µg/L	Y	U	U	N3B-2021-13	CAWR-21-208738	GELC
Rio Grande at Otowi Bridge	—	10/01/2020	WS	UF	INIT	REG	VOC	SW-846:8260B	Methylene Chloride	75-09-2	N	1	—	—	1	µg/L	Y	U	U	N3B-2021-13	CAWR-21-208738	GELC
Rio Grande at Otowi Bridge	—	04/14/2021	WS	F	INIT	REG	Inorganic	SW-846:6020B	Molybdenum	Mo	Y	3.2	—	—	0.2	µg/L	Y	—	NQ	N3B-2021-1308	CAWR-21-221791	GELC
Rio Grande at Otowi Bridge	—	04/14/2021	WS	UF	INIT	REG	Inorganic	SW-846:6020B	Molybdenum	Mo	Y	3.07	—	—	0.2	µg/L	Y	—	NQ	N3B-2021-1308	CAWR-21-221792	GELC
Rio Grande at Otowi Bridge	—	10/01/2020	WS	F	INIT	REG	Inorganic	SW-846:6020B	Molybdenum	Mo	Y	5.45	—	—	0.2	µg/L	Y	—	NQ	N3B-2021-13	CAWR-21-208737	GELC
Rio Grande at Otowi Bridge	—	10/01/2020	WS	UF	INIT	REG	Inorganic	SW-846:6020B	Molybdenum	Mo	Y	5.47	—	—	0.2	µg/L	Y	—	NQ	N3B-2021-13	CAWR-21-208738	GELC

Table C-1 Analytical Results from the Periodic Monitoring Events Reported in the Periodic Monitoring Report

Location ID	Screen Depth	Sample Date	Sample Type	Field Preparation Code	Analysis Type Code	Sample Purpose	Method Category	Lab Method	Parameter Name	Parameter Code	Detected	Report Result	Lab Uncertainty	Report MDA	Report MDL	Report Unit	Best Value	Lab Qualifier	Validation Qualifier	COC #	Field Sample ID	Lab ID
Rio Grande at Otowi Bridge	—	09/03/2020	WS	F	INIT	REG	Inorganic	SW-846:6020B	Molybdenum	Mo	Y	4.22	—	—	0.2	µg/L	Y	—	NQ	N3B-2020-1702	CAWR-20-206474	GELC
Rio Grande at Otowi Bridge	—	09/03/2020	WS	UF	INIT	REG	Inorganic	SW-846:6020B	Molybdenum	Mo	Y	4.36	—	—	0.2	µg/L	Y	—	NQ	N3B-2020-1702	CAWR-20-206475	GELC
Rio Grande at Otowi Bridge	—	10/01/2020	WS	UF	INIT	REG	VOC	SW-846:8260B	Naphthalene	91-20-3	N	0.3	—	—	0.3	µg/L	Y	U	U	N3B-2021-13	CAWR-21-208738	GELC
Rio Grande at Otowi Bridge	—	10/01/2020	WS	UF	INIT	REG	RAD	EPA:901.1	Neptunium-237	Np-237	N	-2.04	2.11	7.51	—	pCi/L	Y	U	U	N3B-2021-13	CAWR-21-208738	GELC
Rio Grande at Otowi Bridge	—	04/14/2021	WS	F	INIT	REG	Inorganic	SW-846:6020B	Nickel	Ni	Y	0.773	—	—	0.6	µg/L	Y	J	J	N3B-2021-1308	CAWR-21-221791	GELC
Rio Grande at Otowi Bridge	—	04/14/2021	WS	UF	INIT	REG	Inorganic	SW-846:6020B	Nickel	Ni	Y	6.18	—	—	0.6	µg/L	Y	—	NQ	N3B-2021-1308	CAWR-21-221792	GELC
Rio Grande at Otowi Bridge	—	10/01/2020	WS	F	INIT	REG	Inorganic	SW-846:6020B	Nickel	Ni	N	0.6	—	—	0.6	µg/L	Y	U	U	N3B-2021-13	CAWR-21-208737	GELC
Rio Grande at Otowi Bridge	—	10/01/2020	WS	UF	INIT	REG	Inorganic	SW-846:6020B	Nickel	Ni	Y	1.08	—	—	0.6	µg/L	Y	J	J	N3B-2021-13	CAWR-21-208738	GELC
Rio Grande at Otowi Bridge	—	09/03/2020	WS	F	INIT	REG	Inorganic	SW-846:6020B	Nickel	Ni	Y	0.716	—	—	0.6	µg/L	Y	J	J	N3B-2020-1702	CAWR-20-206474	GELC
Rio Grande at Otowi Bridge	—	09/03/2020	WS	UF	INIT	REG	Inorganic	SW-846:6020B	Nickel	Ni	Y	3.42	—	—	0.6	µg/L	Y	—	NQ	N3B-2020-1702	CAWR-20-206475	GELC
Rio Grande at Otowi Bridge	—	04/14/2021	WS	F	INIT	REG	General Chemistry	EPA:353.2	Nitrate-Nitrite as Nitrogen	NO3+NO2-N	Y	0.0581	—	—	0.017	mg/L	Y	—	NQ	N3B-2021-1308	CAWR-21-221791	GELC
Rio Grande at Otowi Bridge	—	10/01/2020	WS	F	INIT	REG	General Chemistry	EPA:353.2	Nitrate-Nitrite as Nitrogen	NO3+NO2-N	N	0.017	—	—	0.017	mg/L	Y	U	UJ	N3B-2021-13	CAWR-21-208737	GELC
Rio Grande at Otowi Bridge	—	09/03/2020	WS	F	INIT	REG	General Chemistry	EPA:353.2	Nitrate-Nitrite as Nitrogen	NO3+NO2-N	Y	0.293	—	—	0.017	mg/L	Y	—	NQ	N3B-2020-1702	CAWR-20-206474	GELC
Rio Grande at Otowi Bridge	—	10/01/2020	WS	UF	INIT	REG	HRGC/HRMS	SW-846:8290A	Octachlorodibenzodioxin[1,2,3,4,6,7,8,9-]	3268-87-9	N	0.0000182	—	—	0.0000263	µg/L	Y	BJ	U	N3B-2021-17	CAWR-21-208738	CFA
Rio Grande at Otowi Bridge	—	10/01/2020	WS	UF	INIT	REG	HRGC/HRMS	SW-846:8290A	Octachlorodibenzofuran[1,2,3,4,6,7,8,9-]	39001-02-0	N	0.00000972	—	—	0.0000371	µg/L	Y	U	U	N3B-2021-17	CAWR-21-208738	CFA
Rio Grande at Otowi Bridge	—	10/01/2020	WS	UF	INIT	REG	HRGC/HRMS	SW-846:8290A	Pentachlorodibenzodioxin[1,2,3,7,8-]	40321-76-4	N	0.00000486	—	—	0.0000242	µg/L	Y	U	U	N3B-2021-17	CAWR-21-208738	CFA
Rio Grande at Otowi Bridge	—	10/01/2020	WS	UF	INIT	REG	HRGC/HRMS	SW-846:8290A	Pentachlorodibenzodioxins (Total)	36088-22-9	N	0	—	—	—	µg/L	Y	U	U	N3B-2021-17	CAWR-21-208738	CFA
Rio Grande at Otowi Bridge	—	10/01/2020	WS	UF	INIT	REG	HRGC/HRMS	SW-846:8290A	Pentachlorodibenzofuran[1,2,3,7,8-]	57117-41-6	N	0.00000486	—	—	0.0000187	µg/L	Y	U	U	N3B-2021-17	CAWR-21-208738	CFA
Rio Grande at Otowi Bridge	—	10/01/2020	WS	UF	INIT	REG	HRGC/HRMS	SW-846:8290A	Pentachlorodibenzofuran[2,3,4,7,8-]	57117-31-4	N	0.00000486	—	—	0.0000198	µg/L	Y	U	U	N3B-2021-17	CAWR-21-208738	CFA
Rio Grande at Otowi Bridge	—	10/01/2020	WS	UF	INIT	REG	HRGC/HRMS	SW-846:8290A	Pentachlorodibenzofurans (Totals)	30402-15-4	N	0	—	—	—	µg/L	Y	U	U	N3B-2021-17	CAWR-21-208738	CFA
Rio Grande at Otowi Bridge	—	04/14/2021	WS	F	INIT	REG	LCMS/MS	SW-846:6850	Perchlorate	ClO4	Y	0.0552	—	—	0.05	µg/L	Y	J	J	N3B-2021-1308	CAWR-21-221791	GELC
Rio Grande at Otowi Bridge	—	10/01/2020	WS	F	INIT	REG	LCMS/MS	SW-846:6850	Perchlorate	ClO4	Y	0.056	—	—	0.05	µg/L	Y	J	J	N3B-2021-13	CAWR-21-208737	GELC
Rio Grande at Otowi Bridge	—	09/03/2020	WS	F	INIT	REG	LCMS/MS	SW-846:6850	Perchlorate	ClO4	Y	0.104	—	—	0.05	µg/L	Y	J	J	N3B-2020-1702	CAWR-20-206474	GELC
Rio Grande at Otowi Bridge	—	10/01/2020	WS	UF	INIT	REG	LCMS/MS	EPA:537M	Perfluorohexanesulfonic acid	355-46-4	N	0.582	—	—	0.582	ng/L	Y	U	U	N3B-2021-13	CAWR-21-208738	GELC
Rio Grande at Otowi Bridge	—	10/01/2020	WS	UF	INIT	REG	LCMS/MS	EPA:537M	Perfluorooctanesulfonic acid	1763-23-1	N	0.705	—	—	0.705	ng/L	Y	U	U	N3B-2021-13	CAWR-21-208738	GELC
Rio Grande at Otowi Bridge	—	10/01/2020	WS	UF	INIT	REG	LCMS/MS	EPA:537M	Perfluorooctanoic acid	335-67-1	N	0.705	—	—	0.705	ng/L	Y	U	U	N3B-2021-13	CAWR-21-208738	GELC
Rio Grande at Otowi Bridge	—	10/01/2020	WS	UF	INIT	REG	RAD	HASL-300:ISOPU	Plutonium-238	Pu-238	N	-0.0124	0.0147	0.0538	—	pCi/L	Y	U	U	N3B-2021-13	CAWR-21-208738	GELC
Rio Grande at Otowi Bridge	—	10/01/2020	WS	UF	INIT	REG	RAD	HASL-300:ISOPU	Plutonium-239/240	Pu-239/240	N	0.0149	0.0105	0.0729	—	pCi/L	Y	U	U	N3B-2021-13	CAWR-21-208738	GELC
Rio Grande at Otowi Bridge	—	04/14/2021	WS	F	INIT	REG	Inorganic	SW-846:6010C	Potassium	K	Y	2.27	—	—	0.05	mg/L	Y	—	NQ	N3B-2021-1308	CAWR-21-221791	GELC
Rio Grande at Otowi Bridge	—	04/14/2021	WS	UF	INIT	REG	Inorganic	SW-846:6010C	Potassium	K	Y	4.05	—	—	0.05	mg/L	Y	—	NQ	N3B-2021-1308	CAWR-21-221792	GELC
Rio Grande at Otowi Bridge	—	10/01/2020	WS	F	INIT	REG	Inorganic	SW-846:6010C	Potassium	K	Y	2.1	—	—	0.05	mg/L	Y	—	NQ	N3B-2021-13	CAWR-21-208737	GELC

Table C-1 Analytical Results from the Periodic Monitoring Events Reported in the Periodic Monitoring Report

Location ID	Screen Depth	Sample Date	Sample Type	Field Preparation Code	Analysis Type Code	Sample Purpose	Method Category	Lab Method	Parameter Name	Parameter Code	Detected	Report Result	Lab Uncertainty	Report MDA	Report MDL	Report Unit	Best Value	Lab Qualifier	Validation Qualifier	COC #	Field Sample ID	Lab ID
Rio Grande at Otowi Bridge	—	10/01/2020	WS	UF	INIT	REG	Inorganic	SW-846:6010C	Potassium	K	Y	2.41	—	—	0.05	mg/L	Y	—	NQ	N3B-2021-13	CAWR-21-208738	GELC
Rio Grande at Otowi Bridge	—	09/03/2020	WS	F	INIT	REG	Inorganic	SW-846:6010C	Potassium	K	Y	2.28	—	—	0.05	mg/L	Y	—	J+	N3B-2020-1702	CAWR-20-206474	GELC
Rio Grande at Otowi Bridge	—	09/03/2020	WS	UF	INIT	REG	Inorganic	SW-846:6010C	Potassium	K	Y	3.22	—	—	0.05	mg/L	Y	—	J+	N3B-2020-1702	CAWR-20-206475	GELC
Rio Grande at Otowi Bridge	—	10/01/2020	WS	UF	INIT	REG	RAD	EPA:901.1	Potassium-40	K-40	N	-4.82	17.1	70.8	—	pCi/L	Y	U	U	N3B-2021-13	CAWR-21-208738	GELC
Rio Grande at Otowi Bridge	—	10/01/2020	WS	UF	INIT	REG	VOC	SW-846:8260B	Propionitrile	107-12-0	N	1.5	—	—	1.5	µg/L	Y	U	U	N3B-2021-13	CAWR-21-208738	GELC
Rio Grande at Otowi Bridge	—	10/01/2020	WS	UF	INIT	REG	VOC	SW-846:8260B	Propylbenzene[1-]	103-65-1	N	0.3	—	—	0.3	µg/L	Y	U	U	N3B-2021-13	CAWR-21-208738	GELC
Rio Grande at Otowi Bridge	—	10/01/2020	WS	UF	INIT	REG	RAD	EPA:903.1	Radium-226	Ra-226	N	0.671	0.183	0.467	—	pCi/L	Y	—	U	N3B-2021-13	CAWR-21-208738	GELC
Rio Grande at Otowi Bridge	—	10/01/2020	WS	UF	INIT	REG	RAD	Generic:Radium by Calculation	Radium-226 and Radium-228	Ra-226+228	N	0.721	0.259	—	—	pCi/L	Y	—	U	N3B-2021-13	CAWR-21-208738	GELC
Rio Grande at Otowi Bridge	—	10/01/2020	WS	UF	INIT	REG	RAD	EPA:904	Radium-228	Ra-228	N	0.0502	0.184	0.656	—	pCi/L	Y	U	U	N3B-2021-13	CAWR-21-208738	GELC
Rio Grande at Otowi Bridge	—	04/14/2021	WS	F	INIT	REG	Inorganic	SW-846:6020B	Selenium	Se	N	2	—	—	2	µg/L	Y	U	U	N3B-2021-1308	CAWR-21-221791	GELC
Rio Grande at Otowi Bridge	—	04/14/2021	WS	UF	INIT	REG	Inorganic	SW-846:6020B	Selenium	Se	N	2	—	—	2	µg/L	Y	U	U	N3B-2021-1308	CAWR-21-221792	GELC
Rio Grande at Otowi Bridge	—	10/01/2020	WS	F	INIT	REG	Inorganic	SW-846:6020B	Selenium	Se	N	2	—	—	2	µg/L	Y	U	U	N3B-2021-13	CAWR-21-208737	GELC
Rio Grande at Otowi Bridge	—	10/01/2020	WS	UF	INIT	REG	Inorganic	SW-846:6020B	Selenium	Se	N	2	—	—	2	µg/L	Y	U	U	N3B-2021-13	CAWR-21-208738	GELC
Rio Grande at Otowi Bridge	—	09/03/2020	WS	F	INIT	REG	Inorganic	SW-846:6020B	Selenium	Se	N	2	—	—	2	µg/L	Y	U	U	N3B-2020-1702	CAWR-20-206474	GELC
Rio Grande at Otowi Bridge	—	09/03/2020	WS	UF	INIT	REG	Inorganic	SW-846:6020B	Selenium	Se	N	2	—	—	2	µg/L	Y	U	U	N3B-2020-1702	CAWR-20-206475	GELC
Rio Grande at Otowi Bridge	—	04/14/2021	WS	F	INIT	REG	Inorganic	SW-846:6010C	Silicon Dioxide	SiO2	Y	16.2	—	—	0.053	mg/L	Y	—	NQ	N3B-2021-1308	CAWR-21-221791	GELC
Rio Grande at Otowi Bridge	—	04/14/2021	WS	UF	INIT	REG	Inorganic	SW-846:6010C	Silicon Dioxide	SiO2	Y	55.2	—	—	0.053	mg/L	Y	—	NQ	N3B-2021-1308	CAWR-21-221792	GELC
Rio Grande at Otowi Bridge	—	10/01/2020	WS	F	INIT	REG	Inorganic	SW-846:6010C	Silicon Dioxide	SiO2	Y	15.7	—	—	0.053	mg/L	Y	—	NQ	N3B-2021-13	CAWR-21-208737	GELC
Rio Grande at Otowi Bridge	—	10/01/2020	WS	UF	INIT	REG	Inorganic	SW-846:6010C	Silicon Dioxide	SiO2	Y	19.9	—	—	0.053	mg/L	Y	—	NQ	N3B-2021-13	CAWR-21-208738	GELC
Rio Grande at Otowi Bridge	—	09/03/2020	WS	F	INIT	REG	Inorganic	SW-846:6010C	Silicon Dioxide	SiO2	Y	18.1	—	—	0.053	mg/L	Y	—	NQ	N3B-2020-1702	CAWR-20-206474	GELC
Rio Grande at Otowi Bridge	—	09/03/2020	WS	UF	INIT	REG	Inorganic	SW-846:6010C	Silicon Dioxide	SiO2	Y	36.9	—	—	0.053	mg/L	Y	—	NQ	N3B-2020-1702	CAWR-20-206475	GELC
Rio Grande at Otowi Bridge	—	04/14/2021	WS	F	INIT	REG	Inorganic	SW-846:6020B	Silver	Ag	N	0.3	—	—	0.3	µg/L	Y	U	U	N3B-2021-1308	CAWR-21-221791	GELC
Rio Grande at Otowi Bridge	—	04/14/2021	WS	UF	INIT	REG	Inorganic	SW-846:6020B	Silver	Ag	N	0.3	—	—	0.3	µg/L	Y	U	U	N3B-2021-1308	CAWR-21-221792	GELC
Rio Grande at Otowi Bridge	—	10/01/2020	WS	F	INIT	REG	Inorganic	SW-846:6020B	Silver	Ag	N	0.3	—	—	0.3	µg/L	Y	U	U	N3B-2021-13	CAWR-21-208737	GELC
Rio Grande at Otowi Bridge	—	10/01/2020	WS	UF	INIT	REG	Inorganic	SW-846:6020B	Silver	Ag	N	0.3	—	—	0.3	µg/L	Y	U	U	N3B-2021-13	CAWR-21-208738	GELC
Rio Grande at Otowi Bridge	—	09/03/2020	WS	F	INIT	REG	Inorganic	SW-846:6020B	Silver	Ag	N	0.3	—	—	0.3	µg/L	Y	U	U	N3B-2020-1702	CAWR-20-206474	GELC
Rio Grande at Otowi Bridge	—	09/03/2020	WS	UF	INIT	REG	Inorganic	SW-846:6020B	Silver	Ag	N	0.3	—	—	0.3	µg/L	Y	U	U	N3B-2020-1702	CAWR-20-206475	GELC
Rio Grande at Otowi Bridge	—	04/14/2021	WS	F	INIT	REG	Inorganic	SW-846:6010C	Sodium	Na	Y	17	—	—	0.1	mg/L	Y	N	J-	N3B-2021-1308	CAWR-21-221791	GELC
Rio Grande at Otowi Bridge	—	04/14/2021	WS	UF	INIT	REG	Inorganic	SW-846:6010C	Sodium	Na	Y	16	—	—	0.1	mg/L	Y	N	J-	N3B-2021-1308	CAWR-21-221792	GELC
Rio Grande at Otowi Bridge	—	10/01/2020	WS	F	INIT	REG	Inorganic	SW-846:6010C	Sodium	Na	Y	15.6	—	—	0.1	mg/L	Y	—	J-	N3B-2021-13	CAWR-21-208737	GELC
Rio Grande at Otowi Bridge	—	10/01/2020	WS	UF	INIT	REG	Inorganic	SW-846:6010C	Sodium	Na	Y	16.9	—	—	0.1	mg/L	Y	—	J-	N3B-2021-13	CAWR-21-208738	GELC

Table C-1 Analytical Results from the Periodic Monitoring Events Reported in the Periodic Monitoring Report

Location ID	Screen Depth	Sample Date	Sample Type	Field Preparation Code	Analysis Type Code	Sample Purpose	Method Category	Lab Method	Parameter Name	Parameter Code	Detected	Report Result	Lab Uncertainty	Report MDA	Report MDL	Report Unit	Best Value	Lab Qualifier	Validation Qualifier	COC #	Field Sample ID	Lab ID
Rio Grande at Otowi Bridge	—	09/03/2020	WS	F	INIT	REG	Inorganic	SW-846:6010C	Sodium	Na	Y	14.4	—	—	0.1	mg/L	Y	—	NQ	N3B-2020-1702	CAWR-20-206474	GELC
Rio Grande at Otowi Bridge	—	09/03/2020	WS	UF	INIT	REG	Inorganic	SW-846:6010C	Sodium	Na	Y	13.9	—	—	0.1	mg/L	Y	—	NQ	N3B-2020-1702	CAWR-20-206475	GELC
Rio Grande at Otowi Bridge	—	10/01/2020	WS	UF	INIT	REG	RAD	EPA:901.1	Sodium-22	Na-22	N	0.247	1.38	5.52	—	pCi/L	Y	U	U	N3B-2021-13	CAWR-21-208738	GELC
Rio Grande at Otowi Bridge	—	04/14/2021	WS	F	INIT	REG	General Chemistry	EPA:120.1	Specific Conductance	SPEC_CONDC	Y	372	—	—	1	uS/cm	Y	—	NQ	N3B-2021-1308	CAWR-21-221791	GELC
Rio Grande at Otowi Bridge	—	10/01/2020	WS	F	INIT	REG	General Chemistry	EPA:120.1	Specific Conductance	SPEC_CONDC	Y	337	—	—	1	uS/cm	Y	—	NQ	N3B-2021-13	CAWR-21-208737	GELC
Rio Grande at Otowi Bridge	—	09/03/2020	WS	F	INIT	REG	General Chemistry	EPA:120.1	Specific Conductance	SPEC_CONDC	Y	299	—	—	1	uS/cm	Y	—	NQ	N3B-2020-1702	CAWR-20-206474	GELC
Rio Grande at Otowi Bridge	—	04/14/2021	WS	F	INIT	REG	Inorganic	SW-846:6010C	Strontium	Sr	Y	315	—	—	1	µg/L	Y	—	NQ	N3B-2021-1308	CAWR-21-221791	GELC
Rio Grande at Otowi Bridge	—	04/14/2021	WS	UF	INIT	REG	Inorganic	SW-846:6010C	Strontium	Sr	Y	356	—	—	1	µg/L	Y	—	NQ	N3B-2021-1308	CAWR-21-221792	GELC
Rio Grande at Otowi Bridge	—	10/01/2020	WS	F	INIT	REG	Inorganic	SW-846:6010C	Strontium	Sr	Y	292	—	—	1	µg/L	Y	—	NQ	N3B-2021-13	CAWR-21-208737	GELC
Rio Grande at Otowi Bridge	—	10/01/2020	WS	UF	INIT	REG	Inorganic	SW-846:6010C	Strontium	Sr	Y	320	—	—	1	µg/L	Y	—	NQ	N3B-2021-13	CAWR-21-208738	GELC
Rio Grande at Otowi Bridge	—	09/03/2020	WS	F	INIT	REG	Inorganic	SW-846:6010C	Strontium	Sr	Y	296	—	—	1	µg/L	Y	—	NQ	N3B-2020-1702	CAWR-20-206474	GELC
Rio Grande at Otowi Bridge	—	09/03/2020	WS	UF	INIT	REG	Inorganic	SW-846:6010C	Strontium	Sr	Y	298	—	—	1	µg/L	Y	—	NQ	N3B-2020-1702	CAWR-20-206475	GELC
Rio Grande at Otowi Bridge	—	10/01/2020	WS	UF	INIT	REG	RAD	EPA:905.0	Strontium-90	Sr-90	N	-0.0107	0.137	0.495	—	pCi/L	Y	U	U	N3B-2021-13	CAWR-21-208738	GELC
Rio Grande at Otowi Bridge	—	10/01/2020	WS	UF	INIT	REG	VOC	SW-846:8260B	Styrene	100-42-5	N	0.3	—	—	0.3	µg/L	Y	U	U	N3B-2021-13	CAWR-21-208738	GELC
Rio Grande at Otowi Bridge	—	04/14/2021	WS	F	INIT	REG	General Chemistry	EPA:300.0	Sulfate	SO4(-2)	Y	62	—	—	1.33	mg/L	Y	—	NQ	N3B-2021-1308	CAWR-21-221791	GELC
Rio Grande at Otowi Bridge	—	10/01/2020	WS	F	INIT	REG	General Chemistry	EPA:300.0	Sulfate	SO4(-2)	Y	53.9	—	—	0.665	mg/L	Y	—	NQ	N3B-2021-13	CAWR-21-208737	GELC
Rio Grande at Otowi Bridge	—	09/03/2020	WS	F	INIT	REG	General Chemistry	EPA:300.0	Sulfate	SO4(-2)	Y	54.1	—	—	0.665	mg/L	Y	—	NQ	N3B-2020-1702	CAWR-20-206474	GELC
Rio Grande at Otowi Bridge	—	10/01/2020	WS	UF	INIT	REG	HRGC/HRMS	SW-846:8290A	Tetrachlorodibenzodioxin[2,3,7,8-]	1746-01-6	N	0.00000127	—	—	0.00000451	µg/L	Y	U	U	N3B-2021-17	CAWR-21-208738	CFA
Rio Grande at Otowi Bridge	—	10/01/2020	WS	UF	INIT	REG	HRGC/HRMS	SW-846:8290A	Tetrachlorodibenzodioxins (Total)	41903-57-5	N	0	—	—	—	µg/L	Y	U	U	N3B-2021-17	CAWR-21-208738	CFA
Rio Grande at Otowi Bridge	—	10/01/2020	WS	UF	INIT	REG	HRGC/HRMS	SW-846:8290A	Tetrachlorodibenzofuran[2,3,7,8-]	51207-31-9	N	0.000000972	—	—	0.00000364	µg/L	Y	U	U	N3B-2021-17	CAWR-21-208738	CFA
Rio Grande at Otowi Bridge	—	10/01/2020	WS	UF	INIT	REG	HRGC/HRMS	SW-846:8290A	Tetrachlorodibenzofurans (Totals)	55722-27-5	N	0	—	—	—	µg/L	Y	U	U	N3B-2021-17	CAWR-21-208738	CFA
Rio Grande at Otowi Bridge	—	10/01/2020	WS	UF	INIT	REG	VOC	SW-846:8260B	Tetrachloroethane[1,1,1,2-]	630-20-6	N	0.3	—	—	0.3	µg/L	Y	U	U	N3B-2021-13	CAWR-21-208738	GELC
Rio Grande at Otowi Bridge	—	10/01/2020	WS	UF	INIT	REG	VOC	SW-846:8260B	Tetrachloroethane[1,1,2,2-]	79-34-5	N	0.3	—	—	0.3	µg/L	Y	U	U	N3B-2021-13	CAWR-21-208738	GELC
Rio Grande at Otowi Bridge	—	10/01/2020	WS	UF	INIT	REG	VOC	SW-846:8260B	Tetrachloroethene	127-18-4	N	0.3	—	—	0.3	µg/L	Y	U	U	N3B-2021-13	CAWR-21-208738	GELC
Rio Grande at Otowi Bridge	—	04/14/2021	WS	F	INIT	REG	Inorganic	SW-846:6020B	Thallium	Tl	N	0.6	—	—	0.6	µg/L	Y	U	U	N3B-2021-1308	CAWR-21-221791	GELC
Rio Grande at Otowi Bridge	—	04/14/2021	WS	UF	INIT	REG	Inorganic	SW-846:6020B	Thallium	Tl	N	0.6	—	—	0.6	µg/L	Y	U	U	N3B-2021-1308	CAWR-21-221792	GELC
Rio Grande at Otowi Bridge	—	10/01/2020	WS	F	INIT	REG	Inorganic	SW-846:6020B	Thallium	Tl	N	0.6	—	—	0.6	µg/L	Y	U	U	N3B-2021-13	CAWR-21-208737	GELC
Rio Grande at Otowi Bridge	—	10/01/2020	WS	UF	INIT	REG	Inorganic	SW-846:6020B	Thallium	Tl	N	0.6	—	—	0.6	µg/L	Y	U	U	N3B-2021-13	CAWR-21-208738	GELC
Rio Grande at Otowi Bridge	—	09/03/2020	WS	F	INIT	REG	Inorganic	SW-846:6020B	Thallium	Tl	N	0.6	—	—	0.6	µg/L	Y	U	U	N3B-2020-1702	CAWR-20-206474	GELC
Rio Grande at Otowi Bridge	—	09/03/2020	WS	UF	INIT	REG	Inorganic	SW-846:6020B	Thallium	Tl	N	0.6	—	—	0.6	µg/L	Y	U	U	N3B-2020-1702	CAWR-20-206475	GELC
Rio Grande at Otowi Bridge	—	04/14/2021	WS	F	INIT	REG	Inorganic	SW-846:6010C	Tin	Sn	Y	5.83	—	—	2.5	µg/L	Y	J	J	N3B-2021-1308	CAWR-21-221791	GELC

Table C-1 Analytical Results from the Periodic Monitoring Events Reported in the Periodic Monitoring Report

Location ID	Screen Depth	Sample Date	Sample Type	Field Preparation Code	Analysis Type Code	Sample Purpose	Method Category	Lab Method	Parameter Name	Parameter Code	Detected	Report Result	Lab Uncertainty	Report MDA	Report MDL	Report Unit	Best Value	Lab Qualifier	Validation Qualifier	COC #	Field Sample ID	Lab ID
Rio Grande at Otowi Bridge	—	04/14/2021	WS	UF	INIT	REG	Inorganic	SW-846:6010C	Tin	Sn	Y	6.84	—	—	2.5	µg/L	Y	J	J	N3B-2021-1308	CAWR-21-221792	GELC
Rio Grande at Otowi Bridge	—	10/01/2020	WS	F	INIT	REG	Inorganic	SW-846:6010C	Tin	Sn	N	6.4	—	—	2.5	µg/L	Y	J	U	N3B-2021-13	CAWR-21-208737	GELC
Rio Grande at Otowi Bridge	—	10/01/2020	WS	UF	INIT	REG	Inorganic	SW-846:6010C	Tin	Sn	N	5.28	—	—	2.5	µg/L	Y	J	U	N3B-2021-13	CAWR-21-208738	GELC
Rio Grande at Otowi Bridge	—	09/03/2020	WS	F	INIT	REG	Inorganic	SW-846:6010C	Tin	Sn	N	25	—	—	25	µg/L	Y	U	U	N3B-2020-1702	CAWR-20-206474	GELC
Rio Grande at Otowi Bridge	—	09/03/2020	WS	UF	INIT	REG	Inorganic	SW-846:6010C	Tin	Sn	N	25	—	—	25	µg/L	Y	U	U	N3B-2020-1702	CAWR-20-206475	GELC
Rio Grande at Otowi Bridge	—	10/01/2020	WS	UF	INIT	REG	VOC	SW-846:8260B	Toluene	108-88-3	N	0.3	—	—	0.3	µg/L	Y	U	U	N3B-2021-13	CAWR-21-208738	GELC
Rio Grande at Otowi Bridge	—	04/14/2021	WS	F	INIT	REG	General Chemistry	EPA:160.1	Total Dissolved Solids	TDS	Y	203	—	—	3.4	mg/L	Y	—	NQ	N3B-2021-1308	CAWR-21-221791	GELC
Rio Grande at Otowi Bridge	—	10/01/2020	WS	F	INIT	REG	General Chemistry	EPA:160.1	Total Dissolved Solids	TDS	Y	216	—	—	3.4	mg/L	Y	—	J+	N3B-2021-13	CAWR-21-208737	GELC
Rio Grande at Otowi Bridge	—	09/03/2020	WS	F	INIT	REG	General Chemistry	EPA:160.1	Total Dissolved Solids	TDS	Y	186	—	—	3.4	mg/L	Y	—	J	N3B-2020-1702	CAWR-20-206474	GELC
Rio Grande at Otowi Bridge	—	04/14/2021	WS	UF	INIT	REG	General Chemistry	EPA:351.2	Total Kjeldahl Nitrogen	TKN	Y	0.689	—	—	0.033	mg/L	Y	—	J+	N3B-2021-1308	CAWR-21-221792	GELC
Rio Grande at Otowi Bridge	—	10/01/2020	WS	UF	INIT	REG	General Chemistry	EPA:351.2	Total Kjeldahl Nitrogen	TKN	N	0.307	—	—	0.033	mg/L	Y	—	U	N3B-2021-13	CAWR-21-208738	GELC
Rio Grande at Otowi Bridge	—	09/03/2020	WS	UF	INIT	REG	General Chemistry	EPA:351.2	Total Kjeldahl Nitrogen	TKN	N	0.033	—	—	0.033	mg/L	Y	U	U	N3B-2020-1702	CAWR-20-206475	GELC
Rio Grande at Otowi Bridge	—	04/14/2021	WS	UF	INIT	REG	General Chemistry	SW-846:9060A	Total Organic Carbon	TOC	Y	3.12	—	—	0.33	mg/L	Y	—	NQ	N3B-2021-1308	CAWR-21-221792	GELC
Rio Grande at Otowi Bridge	—	10/01/2020	WS	UF	INIT	REG	General Chemistry	SW-846:9060A	Total Organic Carbon	TOC	Y	2.66	—	—	0.33	mg/L	Y	—	J+	N3B-2021-13	CAWR-21-208738	GELC
Rio Grande at Otowi Bridge	—	09/03/2020	WS	UF	INIT	REG	General Chemistry	SW-846:9060A	Total Organic Carbon	TOC	Y	3.07	—	—	0.33	mg/L	Y	—	NQ	N3B-2020-1702	CAWR-20-206475	GELC
Rio Grande at Otowi Bridge	—	10/01/2020	WS	UF	INIT	REG	LCMS/MS	EPA:537M	Total PFAS 3a	PFAS-Tot-3a	N	0	—	—	—	ng/L	Y	U	U	N3B-2021-13	CAWR-21-208738	GELC
Rio Grande at Otowi Bridge	—	04/14/2021	WS	F	INIT	REG	General Chemistry	EPA:365.4	Total Phosphate as Phosphorus	PO4-P	N	0.0495	—	—	0.02	mg/L	Y	J	U	N3B-2021-1308	CAWR-21-221791	GELC
Rio Grande at Otowi Bridge	—	10/01/2020	WS	F	INIT	REG	General Chemistry	EPA:365.4	Total Phosphate as Phosphorus	PO4-P	N	0.0919	—	—	0.02	mg/L	Y	—	U	N3B-2021-13	CAWR-21-208737	GELC
Rio Grande at Otowi Bridge	—	09/03/2020	WS	F	INIT	REG	General Chemistry	EPA:365.4	Total Phosphate as Phosphorus	PO4-P	Y	0.13	—	—	0.02	mg/L	Y	—	NQ	N3B-2020-1702	CAWR-20-206474	GELC
Rio Grande at Otowi Bridge	—	10/01/2020	WS	UF	INIT	REG	VOC	SW-846:8260B	Trichloro-1,2,2-trifluoroethane[1,1,2-]	76-13-1	N	2	—	—	2	µg/L	Y	U	U	N3B-2021-13	CAWR-21-208738	GELC
Rio Grande at Otowi Bridge	—	10/01/2020	WS	UF	INIT	REG	VOC	SW-846:8260B	Trichlorobenzene[1,2,3-]	87-61-6	N	0.3	—	—	0.3	µg/L	Y	U	U	N3B-2021-13	CAWR-21-208738	GELC
Rio Grande at Otowi Bridge	—	10/01/2020	WS	UF	INIT	REG	VOC	SW-846:8260B	Trichlorobenzene[1,2,4-]	120-82-1	N	0.3	—	—	0.3	µg/L	Y	U	U	N3B-2021-13	CAWR-21-208738	GELC
Rio Grande at Otowi Bridge	—	10/01/2020	WS	UF	INIT	REG	VOC	SW-846:8260B	Trichloroethane[1,1,1-]	71-55-6	N	0.3	—	—	0.3	µg/L	Y	U	U	N3B-2021-13	CAWR-21-208738	GELC
Rio Grande at Otowi Bridge	—	10/01/2020	WS	UF	INIT	REG	VOC	SW-846:8260B	Trichloroethane[1,1,2-]	79-00-5	N	0.3	—	—	0.3	µg/L	Y	U	U	N3B-2021-13	CAWR-21-208738	GELC
Rio Grande at Otowi Bridge	—	10/01/2020	WS	UF	INIT	REG	VOC	SW-846:8260B	Trichloroethene	79-01-6	N	0.3	—	—	0.3	µg/L	Y	U	U	N3B-2021-13	CAWR-21-208738	GELC
Rio Grande at Otowi Bridge	—	10/01/2020	WS	UF	INIT	REG	VOC	SW-846:8260B	Trichlorofluoromethane	75-69-4	N	0.3	—	—	0.3	µg/L	Y	U	U	N3B-2021-13	CAWR-21-208738	GELC
Rio Grande at Otowi Bridge	—	10/01/2020	WS	UF	INIT	REG	VOC	SW-846:8260B	Trichloropropane[1,2,3-]	96-18-4	N	0.3	—	—	0.3	µg/L	Y	U	U	N3B-2021-13	CAWR-21-208738	GELC
Rio Grande at Otowi Bridge	—	10/01/2020	WS	UF	INIT	REG	VOC	SW-846:8260B	Trimethylbenzene[1,2,4-]	95-63-6	N	0.3	—	—	0.3	µg/L	Y	U	U	N3B-2021-13	CAWR-21-208738	GELC
Rio Grande at Otowi Bridge	—	10/01/2020	WS	UF	INIT	REG	VOC	SW-846:8260B	Trimethylbenzene[1,3,5-]	108-67-8	N	0.3	—	—	0.3	µg/L	Y	U	U	N3B-2021-13	CAWR-21-208738	GELC
Rio Grande at Otowi Bridge	—	10/01/2020	WS	UF	INIT	REG	RAD	Generic: Low_Level_Tritium	Tritium	H-3	Y	16.82	2.794	3.252	—	pCi/L	Y	—	NQ	N3B-2021-45	CAWR-21-208738	ARSL
Rio Grande at Otowi Bridge	—	04/14/2021	WS	F	INIT	REG	Inorganic	SW-846:6020B	Uranium	U	Y	1.43	—	—	0.067	µg/L	Y	—	NQ	N3B-2021-1308	CAWR-21-221791	GELC

Table C-1 Analytical Results from the Periodic Monitoring Events Reported in the Periodic Monitoring Report

Location ID	Screen Depth	Sample Date	Sample Type	Field Preparation Code	Analysis Type Code	Sample Purpose	Method Category	Lab Method	Parameter Name	Parameter Code	Detected	Report Result	Lab Uncertainty	Report MDA	Report MDL	Report Unit	Best Value	Lab Qualifier	Validation Qualifier	COC #	Field Sample ID	Lab ID
Rio Grande at Otowi Bridge	—	04/14/2021	WS	UF	INIT	REG	Inorganic	SW-846:6020B	Uranium	U	Y	1.85	—	—	0.067	µg/L	Y	—	NQ	N3B-2021-1308	CAWR-21-221792	GELC
Rio Grande at Otowi Bridge	—	10/01/2020	WS	F	INIT	REG	Inorganic	SW-846:6020B	Uranium	U	Y	1.56	—	—	0.067	µg/L	Y	—	NQ	N3B-2021-13	CAWR-21-208737	GELC
Rio Grande at Otowi Bridge	—	10/01/2020	WS	UF	INIT	REG	Inorganic	SW-846:6020B	Uranium	U	Y	1.66	—	—	0.067	µg/L	Y	—	NQ	N3B-2021-13	CAWR-21-208738	GELC
Rio Grande at Otowi Bridge	—	09/03/2020	WS	F	INIT	REG	Inorganic	SW-846:6020B	Uranium	U	Y	1.2	—	—	0.067	µg/L	Y	—	NQ	N3B-2020-1702	CAWR-20-206474	GELC
Rio Grande at Otowi Bridge	—	09/03/2020	WS	UF	INIT	REG	Inorganic	SW-846:6020B	Uranium	U	Y	1.32	—	—	0.067	µg/L	Y	—	NQ	N3B-2020-1702	CAWR-20-206475	GELC
Rio Grande at Otowi Bridge	—	10/01/2020	WS	UF	INIT	REG	RAD	HASL-300:ISOU	Uranium-234	U-234	Y	0.881	0.0546	0.0757	—	pCi/L	Y	—	NQ	N3B-2021-13	CAWR-21-208738	GELC
Rio Grande at Otowi Bridge	—	10/01/2020	WS	UF	INIT	REG	RAD	HASL-300:ISOU	Uranium-235/236	U-235/236	N	0.0479	0.0149	0.0491	—	pCi/L	Y	U	U	N3B-2021-13	CAWR-21-208738	GELC
Rio Grande at Otowi Bridge	—	10/01/2020	WS	UF	INIT	REG	RAD	HASL-300:ISOU	Uranium-238	U-238	Y	0.536	0.0423	0.0675	—	pCi/L	Y	—	NQ	N3B-2021-13	CAWR-21-208738	GELC
Rio Grande at Otowi Bridge	—	04/14/2021	WS	F	INIT	REG	Inorganic	SW-846:6010C	Vanadium	V	Y	3.03	—	—	1	µg/L	Y	J	J	N3B-2021-1308	CAWR-21-221791	GELC
Rio Grande at Otowi Bridge	—	04/14/2021	WS	UF	INIT	REG	Inorganic	SW-846:6010C	Vanadium	V	Y	15.1	—	—	1	µg/L	Y	—	NQ	N3B-2021-1308	CAWR-21-221792	GELC
Rio Grande at Otowi Bridge	—	10/01/2020	WS	F	INIT	REG	Inorganic	SW-846:6010C	Vanadium	V	Y	2.99	—	—	1	µg/L	Y	J	J	N3B-2021-13	CAWR-21-208737	GELC
Rio Grande at Otowi Bridge	—	10/01/2020	WS	UF	INIT	REG	Inorganic	SW-846:6010C	Vanadium	V	Y	4.44	—	—	1	µg/L	Y	J	J	N3B-2021-13	CAWR-21-208738	GELC
Rio Grande at Otowi Bridge	—	09/03/2020	WS	F	INIT	REG	Inorganic	SW-846:6010C	Vanadium	V	Y	2.95	—	—	1	µg/L	Y	J	J	N3B-2020-1702	CAWR-20-206474	GELC
Rio Grande at Otowi Bridge	—	09/03/2020	WS	UF	INIT	REG	Inorganic	SW-846:6010C	Vanadium	V	Y	9.44	—	—	1	µg/L	Y	—	NQ	N3B-2020-1702	CAWR-20-206475	GELC
Rio Grande at Otowi Bridge	—	10/01/2020	WS	UF	INIT	REG	VOC	SW-846:8260B	Vinyl acetate	108-05-4	N	1.5	—	—	1.5	µg/L	Y	U	U	N3B-2021-13	CAWR-21-208738	GELC
Rio Grande at Otowi Bridge	—	10/01/2020	WS	UF	INIT	REG	VOC	SW-846:8260B	Vinyl Chloride	75-01-4	N	0.3	—	—	0.3	µg/L	Y	U	U	N3B-2021-13	CAWR-21-208738	GELC
Rio Grande at Otowi Bridge	—	10/01/2020	WS	UF	INIT	REG	VOC	SW-846:8260B	Xylene[1,2-]	95-47-6	N	0.3	—	—	0.3	µg/L	Y	U	U	N3B-2021-13	CAWR-21-208738	GELC
Rio Grande at Otowi Bridge	—	10/01/2020	WS	UF	INIT	REG	VOC	SW-846:8260B	Xylene[1,3-]+Xylene[1,4-]	Xylene[m+p]	N	0.3	—	—	0.3	µg/L	Y	U	U	N3B-2021-13	CAWR-21-208738	GELC
Rio Grande at Otowi Bridge	—	04/14/2021	WS	F	INIT	REG	Inorganic	SW-846:6010C	Zinc	Zn	N	3.3	—	—	3.3	µg/L	Y	U	U	N3B-2021-1308	CAWR-21-221791	GELC
Rio Grande at Otowi Bridge	—	04/14/2021	WS	UF	INIT	REG	Inorganic	SW-846:6010C	Zinc	Zn	Y	19	—	—	3.3	µg/L	Y	J	J	N3B-2021-1308	CAWR-21-221792	GELC
Rio Grande at Otowi Bridge	—	10/01/2020	WS	F	INIT	REG	Inorganic	SW-846:6010C	Zinc	Zn	N	7.27	—	—	3.3	µg/L	Y	J	U	N3B-2021-13	CAWR-21-208737	GELC
Rio Grande at Otowi Bridge	—	10/01/2020	WS	UF	INIT	REG	Inorganic	SW-846:6010C	Zinc	Zn	N	7.88	—	—	3.3	µg/L	Y	J	U	N3B-2021-13	CAWR-21-208738	GELC
Rio Grande at Otowi Bridge	—	09/03/2020	WS	F	INIT	REG	Inorganic	SW-846:6010C	Zinc	Zn	N	10.1	—	—	3.3	µg/L	Y	J	U	N3B-2020-1702	CAWR-20-206474	GELC
Rio Grande at Otowi Bridge	—	09/03/2020	WS	UF	INIT	REG	Inorganic	SW-846:6010C	Zinc	Zn	Y	22	—	—	3.3	µg/L	Y	—	J+	N3B-2020-1702	CAWR-20-206475	GELC
Sandia below Wetlands	—	08/21/2020	WS	UF	INIT	REG	LCMS/MS High Explosives	SW-846:8330B	2,4-Diamino-6-nitrotoluene	6629-29-4	N	0.495	—	—	0.495	µg/L	Y	U	U	N3B-2020-1601	CASA-20-199014	GELC
Sandia below Wetlands	—	08/21/2020	WS	UF	INIT	REG	LCMS/MS High Explosives	SW-846:8330B	2,6-Diamino-4-nitrotoluene	59229-75-3	N	0.495	—	—	0.495	µg/L	Y	U	U	N3B-2020-1601	CASA-20-199014	GELC
Sandia below Wetlands	—	08/21/2020	WS	UF	INIT	REG	LCMS/MS High Explosives	SW-846:8330B	3,5-Dinitroaniline	618-87-1	N	0.297	—	—	0.297	µg/L	Y	U	U	N3B-2020-1601	CASA-20-199014	GELC
Sandia below Wetlands	—	08/21/2020	WS	UF	INIT	REG	SVOC	SW-846:8270D	Acenaphthene	83-32-9	N	0.293	—	—	0.293	µg/L	Y	U	U	N3B-2020-1601	CASA-20-199014	GELC
Sandia below Wetlands	—	08/21/2020	WS	UF	INIT	REG	SVOC	SW-846:8270D	Acenaphthylene	208-96-8	N	0.293	—	—	0.293	µg/L	Y	U	U	N3B-2020-1601	CASA-20-199014	GELC
Sandia below Wetlands	—	08/21/2020	WS	UF	INIT	REG	VOC	SW-846:8260B	Acetone	67-64-1	Y	3.08	—	—	1.5	µg/L	Y	J	J	N3B-2020-1601	CASA-20-199014	GELC
Sandia below Wetlands	—	08/21/2020	WS	UF	INIT	REG	VOC	SW-846:8260B	Acetonitrile	75-05-8	N	8	—	—	8	µg/L	Y	U	U	N3B-2020-1601	CASA-20-199014	GELC

Table C-1 Analytical Results from the Periodic Monitoring Events Reported in the Periodic Monitoring Report

Location ID	Screen Depth	Sample Date	Sample Type	Field Preparation Code	Analysis Type Code	Sample Purpose	Method Category	Lab Method	Parameter Name	Parameter Code	Detected	Report Result	Lab Uncertainty	Report MDA	Report MDL	Report Unit	Best Value	Lab Qualifier	Validation Qualifier	COC #	Field Sample ID	Lab ID
Sandia below Wetlands	—	08/21/2020	WS	F	INIT	REG	General Chemistry	EPA:150.1	Acidity or Alkalinity of a solution	pH	Y	8.04	—	—	0.01	SU	Y	H	NQ	N3B-2020-1601	CASA-20-199015	GELC
Sandia below Wetlands	—	08/21/2020	WS	UF	INIT	REG	VOC	SW-846:8260B	Acrolein	107-02-8	N	1.5	—	—	1.5	µg/L	Y	U	U	N3B-2020-1601	CASA-20-199014	GELC
Sandia below Wetlands	—	08/21/2020	WS	UF	INIT	REG	VOC	SW-846:8260B	Acrylonitrile	107-13-1	N	1.5	—	—	1.5	µg/L	Y	U	U	N3B-2020-1601	CASA-20-199014	GELC
Sandia below Wetlands	—	08/21/2020	WS	F	INIT	REG	General Chemistry	EPA:310.1	Alkalinity-CO3	ALK-CO3	N	1.45	—	—	1.45	mg/L	Y	U	U	N3B-2020-1601	CASA-20-199015	GELC
Sandia below Wetlands	—	08/21/2020	WS	F	INIT	REG	General Chemistry	EPA:310.1	Alkalinity-CO3+HCO3	ALK-CO3+HCO3	Y	143	—	—	1.45	mg/L	Y	—	NQ	N3B-2020-1601	CASA-20-199015	GELC
Sandia below Wetlands	—	08/21/2020	WS	UF	INIT	REG	Inorganic	SW-846:6010C	Aluminum	Al	N	68	—	—	68	µg/L	Y	U	U	N3B-2020-1601	CASA-20-199014	GELC
Sandia below Wetlands	—	08/21/2020	WS	F	INIT	REG	Inorganic	SW-846:6010C	Aluminum	Al	N	68	—	—	68	µg/L	Y	U	U	N3B-2020-1601	CASA-20-199015	GELC
Sandia below Wetlands	—	08/21/2020	WS	UF	INIT	REG	RAD	HASL-300:AM-241	Americium-241	Am-241	N	0.0219	0.0129	0.0553	—	pCi/L	Y	U	U	N3B-2020-1601	CASA-20-199014	GELC
Sandia below Wetlands	—	08/21/2020	WS	UF	INIT	REG	LCMS/MS High Explosives	SW-846:8330B	Amino-2,6-dinitrotoluene[4-]	19406-51-0	N	0.0792	—	—	0.0792	µg/L	Y	U	U	N3B-2020-1601	CASA-20-199014	GELC
Sandia below Wetlands	—	08/21/2020	WS	UF	INIT	REG	LCMS/MS High Explosives	SW-846:8330B	Amino-4,6-dinitrotoluene[2-]	35572-78-2	N	0.0792	—	—	0.0792	µg/L	Y	U	U	N3B-2020-1601	CASA-20-199014	GELC
Sandia below Wetlands	—	08/21/2020	WS	F	INIT	REG	General Chemistry	EPA:350.1	Ammonia as Nitrogen	NH3-N	Y	0.123	—	—	0.017	mg/L	Y	—	NQ	N3B-2020-1601	CASA-20-199015	GELC
Sandia below Wetlands	—	08/21/2020	WS	UF	INIT	REG	SVOC	SW-846:8270D	Aniline	62-53-3	N	4.1	—	—	4.1	µg/L	Y	U	U	N3B-2020-1601	CASA-20-199014	GELC
Sandia below Wetlands	—	08/21/2020	WS	UF	INIT	REG	SVOC	SW-846:8270D	Anthracene	120-12-7	N	0.293	—	—	0.293	µg/L	Y	U	U	N3B-2020-1601	CASA-20-199014	GELC
Sandia below Wetlands	—	08/21/2020	WS	UF	INIT	REG	Inorganic	SW-846:6020B	Antimony	Sb	N	1	—	—	1	µg/L	Y	U	U	N3B-2020-1601	CASA-20-199014	GELC
Sandia below Wetlands	—	08/21/2020	WS	F	INIT	REG	Inorganic	SW-846:6020B	Antimony	Sb	N	1	—	—	1	µg/L	Y	U	U	N3B-2020-1601	CASA-20-199015	GELC
Sandia below Wetlands	—	08/21/2020	WS	UF	INIT	REG	PESTPCB	SW-846:8082A	Aroclor-1016	12674-11-2	N	0.0333	—	—	0.0333	µg/L	Y	U	U	N3B-2020-1601	CASA-20-199014	GELC
Sandia below Wetlands	—	08/21/2020	WS	UF	INIT	REG	PESTPCB	SW-846:8082A	Aroclor-1221	11104-28-2	N	0.0333	—	—	0.0333	µg/L	Y	U	U	N3B-2020-1601	CASA-20-199014	GELC
Sandia below Wetlands	—	08/21/2020	WS	UF	INIT	REG	PESTPCB	SW-846:8082A	Aroclor-1232	11141-16-5	N	0.0333	—	—	0.0333	µg/L	Y	U	U	N3B-2020-1601	CASA-20-199014	GELC
Sandia below Wetlands	—	08/21/2020	WS	UF	INIT	REG	PESTPCB	SW-846:8082A	Aroclor-1242	53469-21-9	N	0.0333	—	—	0.0333	µg/L	Y	U	U	N3B-2020-1601	CASA-20-199014	GELC
Sandia below Wetlands	—	08/21/2020	WS	UF	INIT	REG	PESTPCB	SW-846:8082A	Aroclor-1248	12672-29-6	N	0.0333	—	—	0.0333	µg/L	Y	U	U	N3B-2020-1601	CASA-20-199014	GELC
Sandia below Wetlands	—	08/21/2020	WS	UF	INIT	REG	PESTPCB	SW-846:8082A	Aroclor-1254	11097-69-1	N	0.0333	—	—	0.0333	µg/L	Y	U	U	N3B-2020-1601	CASA-20-199014	GELC
Sandia below Wetlands	—	08/21/2020	WS	UF	INIT	REG	PESTPCB	SW-846:8082A	Aroclor-1260	11096-82-5	N	0.0333	—	—	0.0333	µg/L	Y	U	U	N3B-2020-1601	CASA-20-199014	GELC
Sandia below Wetlands	—	08/21/2020	WS	UF	INIT	REG	PESTPCB	SW-846:8082A	Aroclor-1262	37324-23-5	N	0.0333	—	—	0.0333	µg/L	Y	U	U	N3B-2020-1601	CASA-20-199014	GELC
Sandia below Wetlands	—	08/21/2020	WS	UF	INIT	REG	Inorganic	SW-846:6020B	Arsenic	As	Y	2.85	—	—	2	µg/L	Y	J	J	N3B-2020-1601	CASA-20-199014	GELC
Sandia below Wetlands	—	08/21/2020	WS	F	INIT	REG	Inorganic	SW-846:6020B	Arsenic	As	Y	2.57	—	—	2	µg/L	Y	J	J	N3B-2020-1601	CASA-20-199015	GELC
Sandia below Wetlands	—	08/21/2020	WS	UF	INIT	REG	SVOC	SW-846:8270D	Atrazine	1912-24-9	N	2.93	—	—	2.93	µg/L	Y	U	U	N3B-2020-1601	CASA-20-199014	GELC
Sandia below Wetlands	—	08/21/2020	WS	UF	INIT	REG	Inorganic	SW-846:6010C	Barium	Ba	Y	27.8	—	—	1	µg/L	Y	—	NQ	N3B-2020-1601	CASA-20-199014	GELC
Sandia below Wetlands	—	08/21/2020	WS	F	INIT	REG	Inorganic	SW-846:6010C	Barium	Ba	Y	23.7	—	—	1	µg/L	Y	—	NQ	N3B-2020-1601	CASA-20-199015	GELC
Sandia below Wetlands	—	08/21/2020	WS	UF	INIT	REG	VOC	SW-846:8260B	Benzene	71-43-2	N	0.3	—	—	0.3	µg/L	Y	U	U	N3B-2020-1601	CASA-20-199014	GELC
Sandia below Wetlands	—	08/21/2020	WS	UF	INIT	REG	SVOC	SW-846:8270D	Benzidine	92-87-5	N	3.81	—	—	3.81	µg/L	Y	U	U	N3B-2020-1601	CASA-20-199014	GELC
Sandia below Wetlands	—	08/21/2020	WS	UF	INIT	REG	SVOC	SW-846:8270D	Benzo(a)anthracene	56-55-3	N	0.293	—	—	0.293	µg/L	Y	U	U	N3B-2020-1601	CASA-20-199014	GELC

Table C-1 Analytical Results from the Periodic Monitoring Events Reported in the Periodic Monitoring Report

Location ID	Screen Depth	Sample Date	Sample Type	Field Preparation Code	Analysis Type Code	Sample Purpose	Method Category	Lab Method	Parameter Name	Parameter Code	Detected	Report Result	Lab Uncertainty	Report MDA	Report MDL	Report Unit	Best Value	Lab Qualifier	Validation Qualifier	COC #	Field Sample ID	Lab ID
Sandia below Wetlands	—	08/21/2020	WS	UF	INIT	REG	SVOC	SW-846:8270D	Benzo(a)pyrene	50-32-8	N	0.293	—	—	0.293	µg/L	Y	U	U	N3B-2020-1601	CASA-20-199014	GELC
Sandia below Wetlands	—	08/21/2020	WS	UF	INIT	REG	SVOC	SW-846:8270D	Benzo(b)fluoranthene	205-99-2	N	0.293	—	—	0.293	µg/L	Y	U	U	N3B-2020-1601	CASA-20-199014	GELC
Sandia below Wetlands	—	08/21/2020	WS	UF	INIT	REG	SVOC	SW-846:8270D	Benzo(g,h,i)perylene	191-24-2	N	0.293	—	—	0.293	µg/L	Y	U	U	N3B-2020-1601	CASA-20-199014	GELC
Sandia below Wetlands	—	08/21/2020	WS	UF	INIT	REG	SVOC	SW-846:8270D	Benzo(k)fluoranthene	207-08-9	N	0.293	—	—	0.293	µg/L	Y	U	U	N3B-2020-1601	CASA-20-199014	GELC
Sandia below Wetlands	—	08/21/2020	WS	UF	INIT	REG	SVOC	SW-846:8270D	Benzoic Acid	65-85-0	N	5.86	—	—	5.86	µg/L	Y	U	U	N3B-2020-1601	CASA-20-199014	GELC
Sandia below Wetlands	—	08/21/2020	WS	UF	INIT	REG	SVOC	SW-846:8270D	Benzyl Alcohol	100-51-6	N	2.93	—	—	2.93	µg/L	Y	U	U	N3B-2020-1601	CASA-20-199014	GELC
Sandia below Wetlands	—	08/21/2020	WS	UF	INIT	REG	Inorganic	SW-846:6010C	Beryllium	Be	N	1	—	—	1	µg/L	Y	U	U	N3B-2020-1601	CASA-20-199014	GELC
Sandia below Wetlands	—	08/21/2020	WS	F	INIT	REG	Inorganic	SW-846:6010C	Beryllium	Be	N	1	—	—	1	µg/L	Y	U	U	N3B-2020-1601	CASA-20-199015	GELC
Sandia below Wetlands	—	08/21/2020	WS	UF	INIT	REG	SVOC	SW-846:8270D	Bis(2-chloroethoxy)methane	111-91-1	N	2.93	—	—	2.93	µg/L	Y	U	U	N3B-2020-1601	CASA-20-199014	GELC
Sandia below Wetlands	—	08/21/2020	WS	UF	INIT	REG	SVOC	SW-846:8270D	Bis(2-chloroethyl)ether	111-44-4	N	2.93	—	—	2.93	µg/L	Y	U	U	N3B-2020-1601	CASA-20-199014	GELC
Sandia below Wetlands	—	08/21/2020	WS	UF	INIT	REG	SVOC	SW-846:8270D	Bis(2-ethylhexyl)phthalate	117-81-7	N	0.293	—	—	0.293	µg/L	Y	U	U	N3B-2020-1601	CASA-20-199014	GELC
Sandia below Wetlands	—	08/21/2020	WS	UF	INIT	REG	Inorganic	SW-846:6010C	Boron	B	Y	114	—	—	15	µg/L	Y	—	NQ	N3B-2020-1601	CASA-20-199014	GELC
Sandia below Wetlands	—	08/21/2020	WS	F	INIT	REG	Inorganic	SW-846:6010C	Boron	B	Y	112	—	—	15	µg/L	Y	—	NQ	N3B-2020-1601	CASA-20-199015	GELC
Sandia below Wetlands	—	08/21/2020	WS	F	INIT	REG	General Chemistry	EPA:300.0	Bromide	Br(-1)	Y	1.8	—	—	0.067	mg/L	Y	—	NQ	N3B-2020-1601	CASA-20-199015	GELC
Sandia below Wetlands	—	08/21/2020	WS	UF	INIT	REG	VOC	SW-846:8260B	Bromobenzene	108-86-1	N	0.3	—	—	0.3	µg/L	Y	U	U	N3B-2020-1601	CASA-20-199014	GELC
Sandia below Wetlands	—	08/21/2020	WS	UF	INIT	REG	VOC	SW-846:8260B	Bromochloromethane	74-97-5	N	0.3	—	—	0.3	µg/L	Y	U	U	N3B-2020-1601	CASA-20-199014	GELC
Sandia below Wetlands	—	08/21/2020	WS	UF	INIT	REG	VOC	SW-846:8260B	Bromodichloromethane	75-27-4	N	0.3	—	—	0.3	µg/L	Y	U	U	N3B-2020-1601	CASA-20-199014	GELC
Sandia below Wetlands	—	08/21/2020	WS	UF	INIT	REG	VOC	SW-846:8260B	Bromoform	75-25-2	N	0.3	—	—	0.3	µg/L	Y	U	U	N3B-2020-1601	CASA-20-199014	GELC
Sandia below Wetlands	—	08/21/2020	WS	UF	INIT	REG	VOC	SW-846:8260B	Bromomethane	74-83-9	N	0.3	—	—	0.3	µg/L	Y	U	U	N3B-2020-1601	CASA-20-199014	GELC
Sandia below Wetlands	—	08/21/2020	WS	UF	INIT	REG	SVOC	SW-846:8270D	Bromophenyl-phenylether[4-]	101-55-3	N	2.93	—	—	2.93	µg/L	Y	U	U	N3B-2020-1601	CASA-20-199014	GELC
Sandia below Wetlands	—	08/21/2020	WS	UF	INIT	REG	VOC	SW-846:8260B	Butanol[1-]	71-36-3	N	15	—	—	15	µg/L	Y	U	U	N3B-2020-1601	CASA-20-199014	GELC
Sandia below Wetlands	—	08/21/2020	WS	UF	INIT	REG	VOC	SW-846:8260B	Butanone[2-]	78-93-3	N	1.5	—	—	1.5	µg/L	Y	U	U	N3B-2020-1601	CASA-20-199014	GELC
Sandia below Wetlands	—	08/21/2020	WS	UF	INIT	REG	VOC	SW-846:8260B	Butylbenzene[n-]	104-51-8	N	0.3	—	—	0.3	µg/L	Y	U	U	N3B-2020-1601	CASA-20-199014	GELC
Sandia below Wetlands	—	08/21/2020	WS	UF	INIT	REG	VOC	SW-846:8260B	Butylbenzene[sec-]	135-98-8	N	0.3	—	—	0.3	µg/L	Y	U	U	N3B-2020-1601	CASA-20-199014	GELC
Sandia below Wetlands	—	08/21/2020	WS	UF	INIT	REG	VOC	SW-846:8260B	Butylbenzene[tert-]	98-06-6	N	0.3	—	—	0.3	µg/L	Y	U	U	N3B-2020-1601	CASA-20-199014	GELC
Sandia below Wetlands	—	08/21/2020	WS	UF	INIT	REG	SVOC	SW-846:8270D	Butylbenzylphthalate	85-68-7	N	0.293	—	—	0.293	µg/L	Y	U	U	N3B-2020-1601	CASA-20-199014	GELC
Sandia below Wetlands	—	08/21/2020	WS	UF	INIT	REG	Inorganic	SW-846:6020B	Cadmium	Cd	N	0.3	—	—	0.3	µg/L	Y	U	U	N3B-2020-1601	CASA-20-199014	GELC
Sandia below Wetlands	—	08/21/2020	WS	F	INIT	REG	Inorganic	SW-846:6020B	Cadmium	Cd	N	0.3	—	—	0.3	µg/L	Y	U	U	N3B-2020-1601	CASA-20-199015	GELC
Sandia below Wetlands	—	08/21/2020	WS	UF	INIT	REG	Inorganic	SW-846:6010C	Calcium	Ca	Y	19.9	—	—	0.05	mg/L	Y	—	NQ	N3B-2020-1601	CASA-20-199014	GELC
Sandia below Wetlands	—	08/21/2020	WS	F	INIT	REG	Inorganic	SW-846:6010C	Calcium	Ca	Y	19.9	—	—	0.05	mg/L	Y	—	NQ	N3B-2020-1601	CASA-20-199015	GELC
Sandia below Wetlands	—	08/21/2020	WS	UF	INIT	REG	VOC	SW-846:8260B	Carbon Disulfide	75-15-0	N	1.5	—	—	1.5	µg/L	Y	U	U	N3B-2020-1601	CASA-20-199014	GELC

Table C-1 Analytical Results from the Periodic Monitoring Events Reported in the Periodic Monitoring Report

Location ID	Screen Depth	Sample Date	Sample Type	Field Preparation Code	Analysis Type Code	Sample Purpose	Method Category	Lab Method	Parameter Name	Parameter Code	Detected	Report Result	Lab Uncertainty	Report MDA	Report MDL	Report Unit	Best Value	Lab Qualifier	Validation Qualifier	COC #	Field Sample ID	Lab ID
Sandia below Wetlands	—	08/21/2020	WS	UF	INIT	REG	VOC	SW-846:8260B	Carbon Tetrachloride	56-23-5	N	0.3	—	—	0.3	µg/L	Y	U	U	N3B-2020-1601	CASA-20-199014	GELC
Sandia below Wetlands	—	08/21/2020	WS	UF	INIT	REG	RAD	EPA:901.1	Cesium-137	Cs-137	N	4.4	1.16	5.27	—	pCi/L	Y	U	U	N3B-2020-1601	CASA-20-199014	GELC
Sandia below Wetlands	—	08/21/2020	WS	F	INIT	REG	General Chemistry	EPA:300.0	Chloride	Cl(-1)	Y	40.8	—	—	0.67	mg/L	Y	—	NQ	N3B-2020-1601	CASA-20-199015	GELC
Sandia below Wetlands	—	08/21/2020	WS	UF	INIT	REG	VOC	SW-846:8260B	Chloro-1,3-butadiene[2-]	126-99-8	N	0.3	—	—	0.3	µg/L	Y	U	U	N3B-2020-1601	CASA-20-199014	GELC
Sandia below Wetlands	—	08/21/2020	WS	UF	INIT	REG	VOC	SW-846:8260B	Chloro-1-propene[3-]	107-05-1	N	1.5	—	—	1.5	µg/L	Y	U	U	N3B-2020-1601	CASA-20-199014	GELC
Sandia below Wetlands	—	08/21/2020	WS	UF	INIT	REG	SVOC	SW-846:8270D	Chloro-3-methylphenol[4-]	59-50-7	N	2.93	—	—	2.93	µg/L	Y	U	U	N3B-2020-1601	CASA-20-199014	GELC
Sandia below Wetlands	—	08/21/2020	WS	UF	INIT	REG	SVOC	SW-846:8270D	Chloroaniline[4-]	106-47-8	N	3.22	—	—	3.22	µg/L	Y	U	U	N3B-2020-1601	CASA-20-199014	GELC
Sandia below Wetlands	—	08/21/2020	WS	UF	INIT	REG	VOC	SW-846:8260B	Chlorobenzene	108-90-7	N	0.3	—	—	0.3	µg/L	Y	U	U	N3B-2020-1601	CASA-20-199014	GELC
Sandia below Wetlands	—	08/21/2020	WS	UF	INIT	REG	VOC	SW-846:8260B	Chlorodibromomethane	124-48-1	N	0.3	—	—	0.3	µg/L	Y	U	U	N3B-2020-1601	CASA-20-199014	GELC
Sandia below Wetlands	—	08/21/2020	WS	UF	INIT	REG	VOC	SW-846:8260B	Chloroethane	75-00-3	N	0.3	—	—	0.3	µg/L	Y	U	U	N3B-2020-1601	CASA-20-199014	GELC
Sandia below Wetlands	—	08/21/2020	WS	UF	INIT	REG	VOC	SW-846:8260B	Chloroform	67-66-3	N	0.3	—	—	0.3	µg/L	Y	U	U	N3B-2020-1601	CASA-20-199014	GELC
Sandia below Wetlands	—	08/21/2020	WS	UF	INIT	REG	VOC	SW-846:8260B	Chloromethane	74-87-3	N	0.3	—	—	0.3	µg/L	Y	U	U	N3B-2020-1601	CASA-20-199014	GELC
Sandia below Wetlands	—	08/21/2020	WS	UF	INIT	REG	SVOC	SW-846:8270D	Chloronaphthalene[2-]	91-58-7	N	0.4	—	—	0.4	µg/L	Y	U	U	N3B-2020-1601	CASA-20-199014	GELC
Sandia below Wetlands	—	08/21/2020	WS	UF	INIT	REG	SVOC	SW-846:8270D	Chlorophenol[2-]	95-57-8	N	2.93	—	—	2.93	µg/L	Y	U	U	N3B-2020-1601	CASA-20-199014	GELC
Sandia below Wetlands	—	08/21/2020	WS	UF	INIT	REG	SVOC	SW-846:8270D	Chlorophenyl-phenyl[4-] Ether	7005-72-3	N	2.93	—	—	2.93	µg/L	Y	U	U	N3B-2020-1601	CASA-20-199014	GELC
Sandia below Wetlands	—	08/21/2020	WS	UF	INIT	REG	VOC	SW-846:8260B	Chlorotoluene[2-]	95-49-8	N	0.3	—	—	0.3	µg/L	Y	U	U	N3B-2020-1601	CASA-20-199014	GELC
Sandia below Wetlands	—	08/21/2020	WS	UF	INIT	REG	VOC	SW-846:8260B	Chlorotoluene[4-]	106-43-4	N	0.3	—	—	0.3	µg/L	Y	U	U	N3B-2020-1601	CASA-20-199014	GELC
Sandia below Wetlands	—	08/21/2020	WS	UF	INIT	REG	Inorganic	SW-846:6020B	Chromium	Cr	Y	3.49	—	—	3	µg/L	Y	J	J	N3B-2020-1601	CASA-20-199014	GELC
Sandia below Wetlands	—	08/21/2020	WS	F	INIT	REG	Inorganic	SW-846:6020B	Chromium	Cr	Y	3.76	—	—	3	µg/L	Y	J	J	N3B-2020-1601	CASA-20-199015	GELC
Sandia below Wetlands	—	08/21/2020	WS	UF	INIT	REG	SVOC	SW-846:8270D	Chrysene	218-01-9	N	0.293	—	—	0.293	µg/L	Y	U	U	N3B-2020-1601	CASA-20-199014	GELC
Sandia below Wetlands	—	08/21/2020	WS	UF	INIT	REG	Inorganic	SW-846:6010C	Cobalt	Co	N	1	—	—	1	µg/L	Y	U	U	N3B-2020-1601	CASA-20-199014	GELC
Sandia below Wetlands	—	08/21/2020	WS	F	INIT	REG	Inorganic	SW-846:6010C	Cobalt	Co	Y	1.24	—	—	1	µg/L	Y	J	J	N3B-2020-1601	CASA-20-199015	GELC
Sandia below Wetlands	—	08/21/2020	WS	UF	INIT	REG	RAD	EPA:901.1	Cobalt-60	Co-60	N	1.48	1.25	5.21	—	pCi/L	Y	U	U	N3B-2020-1601	CASA-20-199014	GELC
Sandia below Wetlands	—	08/21/2020	WS	UF	INIT	REG	Inorganic	SW-846:6010C	Copper	Cu	N	3	—	—	3	µg/L	Y	U	U	N3B-2020-1601	CASA-20-199014	GELC
Sandia below Wetlands	—	08/21/2020	WS	F	INIT	REG	Inorganic	SW-846:6010C	Copper	Cu	N	3	—	—	3	µg/L	Y	U	U	N3B-2020-1601	CASA-20-199015	GELC
Sandia below Wetlands	—	08/21/2020	WS	UF	INIT	REG	Inorganic	EPA:335.4	Cyanide (Total)	CN(TOTAL)	Y	0.0017	—	—	0.00167	mg/L	Y	J	J	N3B-2020-1601	CASA-20-199014	GELC
Sandia below Wetlands	—	08/21/2020	WS	UF	INIT	REG	SVOC	SW-846:8270D	Di-n-butylphthalate	84-74-2	N	0.293	—	—	0.293	µg/L	Y	U	U	N3B-2020-1601	CASA-20-199014	GELC
Sandia below Wetlands	—	08/21/2020	WS	UF	INIT	REG	SVOC	SW-846:8270D	Di-n-octylphthalate	117-84-0	N	0.293	—	—	0.293	µg/L	Y	U	U	N3B-2020-1601	CASA-20-199014	GELC
Sandia below Wetlands	—	08/21/2020	WS	UF	INIT	REG	SVOC	SW-846:8270D	Dibenz(a,h)anthracene	53-70-3	N	0.293	—	—	0.293	µg/L	Y	U	U	N3B-2020-1601	CASA-20-199014	GELC
Sandia below Wetlands	—	08/21/2020	WS	UF	INIT	REG	SVOC	SW-846:8270D	Dibenzofuran	132-64-9	N	2.93	—	—	2.93	µg/L	Y	U	U	N3B-2020-1601	CASA-20-199014	GELC
Sandia below Wetlands	—	08/21/2020	WS	UF	INIT	REG	VOC	SW-846:8260B	Dibromo-3-Chloropropane[1,2-]	96-12-8	N	0.5	—	—	0.5	µg/L	Y	U	U	N3B-2020-1601	CASA-20-199014	GELC

Table C-1 Analytical Results from the Periodic Monitoring Events Reported in the Periodic Monitoring Report

Location ID	Screen Depth	Sample Date	Sample Type	Field Preparation Code	Analysis Type Code	Sample Purpose	Method Category	Lab Method	Parameter Name	Parameter Code	Detected	Report Result	Lab Uncertainty	Report MDA	Report MDL	Report Unit	Best Value	Lab Qualifier	Validation Qualifier	COC #	Field Sample ID	Lab ID
Sandia below Wetlands	—	08/21/2020	WS	UF	INIT	REG	VOC	SW-846:8260B	Dibromoethane[1,2-]	106-93-4	N	0.3	—	—	0.3	µg/L	Y	U	U	N3B-2020-1601	CASA-20-199014	GELC
Sandia below Wetlands	—	08/21/2020	WS	UF	INIT	REG	VOC	SW-846:8260B	Dibromomethane	74-95-3	N	0.3	—	—	0.3	µg/L	Y	U	U	N3B-2020-1601	CASA-20-199014	GELC
Sandia below Wetlands	—	08/21/2020	WS	UF	INIT	REG	VOC	SW-846:8260B	Dichlorobenzene[1,2-]	95-50-1	N	0.3	—	—	0.3	µg/L	Y	U	U	N3B-2020-1601	CASA-20-199014	GELC
Sandia below Wetlands	—	08/21/2020	WS	UF	INIT	REG	SVOC	SW-846:8270D	Dichlorobenzene[1,2-]	95-50-1	N	2.93	—	—	2.93	µg/L	Y	U	U	N3B-2020-1601	CASA-20-199014	GELC
Sandia below Wetlands	—	08/21/2020	WS	UF	INIT	REG	VOC	SW-846:8260B	Dichlorobenzene[1,3-]	541-73-1	N	0.3	—	—	0.3	µg/L	Y	U	U	N3B-2020-1601	CASA-20-199014	GELC
Sandia below Wetlands	—	08/21/2020	WS	UF	INIT	REG	SVOC	SW-846:8270D	Dichlorobenzene[1,3-]	541-73-1	N	2.93	—	—	2.93	µg/L	Y	U	U	N3B-2020-1601	CASA-20-199014	GELC
Sandia below Wetlands	—	08/21/2020	WS	UF	INIT	REG	VOC	SW-846:8260B	Dichlorobenzene[1,4-]	106-46-7	N	0.3	—	—	0.3	µg/L	Y	U	U	N3B-2020-1601	CASA-20-199014	GELC
Sandia below Wetlands	—	08/21/2020	WS	UF	INIT	REG	SVOC	SW-846:8270D	Dichlorobenzene[1,4-]	106-46-7	N	2.93	—	—	2.93	µg/L	Y	U	U	N3B-2020-1601	CASA-20-199014	GELC
Sandia below Wetlands	—	08/21/2020	WS	UF	INIT	REG	SVOC	SW-846:8270D	Dichlorobenzidine[3,3'-]	91-94-1	N	2.93	—	—	2.93	µg/L	Y	U	U	N3B-2020-1601	CASA-20-199014	GELC
Sandia below Wetlands	—	08/21/2020	WS	UF	INIT	REG	VOC	SW-846:8260B	Dichlorodifluoromethane	75-71-8	N	0.3	—	—	0.3	µg/L	Y	U	U	N3B-2020-1601	CASA-20-199014	GELC
Sandia below Wetlands	—	08/21/2020	WS	UF	INIT	REG	VOC	SW-846:8260B	Dichloroethane[1,1-]	75-34-3	N	0.3	—	—	0.3	µg/L	Y	U	U	N3B-2020-1601	CASA-20-199014	GELC
Sandia below Wetlands	—	08/21/2020	WS	UF	INIT	REG	VOC	SW-846:8260B	Dichloroethane[1,2-]	107-06-2	N	0.3	—	—	0.3	µg/L	Y	U	U	N3B-2020-1601	CASA-20-199014	GELC
Sandia below Wetlands	—	08/21/2020	WS	UF	INIT	REG	VOC	SW-846:8260B	Dichloroethene[1,1-]	75-35-4	N	0.3	—	—	0.3	µg/L	Y	U	U	N3B-2020-1601	CASA-20-199014	GELC
Sandia below Wetlands	—	08/21/2020	WS	UF	INIT	REG	VOC	SW-846:8260B	Dichloroethene[cis-1,2-]	156-59-2	N	0.3	—	—	0.3	µg/L	Y	U	U	N3B-2020-1601	CASA-20-199014	GELC
Sandia below Wetlands	—	08/21/2020	WS	UF	INIT	REG	VOC	SW-846:8260B	Dichloroethene[trans-1,2-]	156-60-5	N	0.3	—	—	0.3	µg/L	Y	U	U	N3B-2020-1601	CASA-20-199014	GELC
Sandia below Wetlands	—	08/21/2020	WS	UF	INIT	REG	SVOC	SW-846:8270D	Dichlorophenol[2,4-]	120-83-2	N	2.93	—	—	2.93	µg/L	Y	U	U	N3B-2020-1601	CASA-20-199014	GELC
Sandia below Wetlands	—	08/21/2020	WS	UF	INIT	REG	VOC	SW-846:8260B	Dichloropropane[1,2-]	78-87-5	N	0.3	—	—	0.3	µg/L	Y	U	U	N3B-2020-1601	CASA-20-199014	GELC
Sandia below Wetlands	—	08/21/2020	WS	UF	INIT	REG	VOC	SW-846:8260B	Dichloropropane[1,3-]	142-28-9	N	0.3	—	—	0.3	µg/L	Y	U	U	N3B-2020-1601	CASA-20-199014	GELC
Sandia below Wetlands	—	08/21/2020	WS	UF	INIT	REG	VOC	SW-846:8260B	Dichloropropane[2,2-]	594-20-7	N	0.3	—	—	0.3	µg/L	Y	U	U	N3B-2020-1601	CASA-20-199014	GELC
Sandia below Wetlands	—	08/21/2020	WS	UF	INIT	REG	VOC	SW-846:8260B	Dichloropropene[1,1-]	563-58-6	N	0.3	—	—	0.3	µg/L	Y	U	U	N3B-2020-1601	CASA-20-199014	GELC
Sandia below Wetlands	—	08/21/2020	WS	UF	INIT	REG	VOC	SW-846:8260B	Dichloropropene[cis-1,3-]	10061-01-5	N	0.3	—	—	0.3	µg/L	Y	U	U	N3B-2020-1601	CASA-20-199014	GELC
Sandia below Wetlands	—	08/21/2020	WS	UF	INIT	REG	VOC	SW-846:8260B	Dichloropropene[trans-1,3-]	10061-02-6	N	0.3	—	—	0.3	µg/L	Y	U	U	N3B-2020-1601	CASA-20-199014	GELC
Sandia below Wetlands	—	08/21/2020	WS	UF	INIT	REG	VOC	SW-846:8260B	Diethyl Ether	60-29-7	N	0.3	—	—	0.3	µg/L	Y	U	U	N3B-2020-1601	CASA-20-199014	GELC
Sandia below Wetlands	—	08/21/2020	WS	UF	INIT	REG	SVOC	SW-846:8270D	Diethylphthalate	84-66-2	N	0.293	—	—	0.293	µg/L	Y	U	U	N3B-2020-1601	CASA-20-199014	GELC
Sandia below Wetlands	—	08/21/2020	WS	UF	INIT	REG	SVOC	SW-846:8270D	Dimethyl Phthalate	131-11-3	N	0.293	—	—	0.293	µg/L	Y	U	U	N3B-2020-1601	CASA-20-199014	GELC
Sandia below Wetlands	—	08/21/2020	WS	UF	INIT	REG	SVOC	SW-846:8270D	Dimethylphenol[2,4-]	105-67-9	N	2.93	—	—	2.93	µg/L	Y	U	U	N3B-2020-1601	CASA-20-199014	GELC
Sandia below Wetlands	—	08/21/2020	WS	UF	INIT	REG	SVOC	SW-846:8270D	Dinitro-2-methylphenol[4,6-]	534-52-1	N	2.93	—	—	2.93	µg/L	Y	U	U	N3B-2020-1601	CASA-20-199014	GELC
Sandia below Wetlands	—	08/21/2020	WS	UF	INIT	REG	LCMS/MS High Explosives	SW-846:8330B	Dinitrobenzene[1,3-]	99-65-0	N	0.0792	—	—	0.0792	µg/L	Y	U	U	N3B-2020-1601	CASA-20-199014	GELC
Sandia below Wetlands	—	08/21/2020	WS	UF	INIT	REG	SVOC	SW-846:8270D	Dinitrophenol[2,4-]	51-28-5	N	4.88	—	—	4.88	µg/L	Y	U	U	N3B-2020-1601	CASA-20-199014	GELC
Sandia below Wetlands	—	08/21/2020	WS	UF	INIT	REG	LCMS/MS High Explosives	SW-846:8330B	Dinitrotoluene[2,4-]	121-14-2	N	0.0792	—	—	0.0792	µg/L	Y	U	U	N3B-2020-1601	CASA-20-199014	GELC
Sandia below Wetlands	—	08/21/2020	WS	UF	INIT	REG	SVOC	SW-846:8270D	Dinitrotoluene[2,4-]	121-14-2	N	2.93	—	—	2.93	µg/L	Y	U	U	N3B-2020-1601	CASA-20-199014	GELC

Table C-1 Analytical Results from the Periodic Monitoring Events Reported in the Periodic Monitoring Report

Location ID	Screen Depth	Sample Date	Sample Type	Field Preparation Code	Analysis Type Code	Sample Purpose	Method Category	Lab Method	Parameter Name	Parameter Code	Detected	Report Result	Lab Uncertainty	Report MDA	Report MDL	Report Unit	Best Value	Lab Qualifier	Validation Qualifier	COC #	Field Sample ID	Lab ID
Sandia below Wetlands	—	08/21/2020	WS	UF	INIT	REG	LCMS/MS High Explosives	SW-846:8330B	Dinitrotoluene[2,6-]	606-20-2	N	0.0792	—	—	0.0792	µg/L	Y	U	U	N3B-2020-1601	CASA-20-199014	GELC
Sandia below Wetlands	—	08/21/2020	WS	UF	INIT	REG	SVOC	SW-846:8270D	Dinitrotoluene[2,6-]	606-20-2	N	2.93	—	—	2.93	µg/L	Y	U	U	N3B-2020-1601	CASA-20-199014	GELC
Sandia below Wetlands	—	08/21/2020	WS	UF	INIT	REG	SVOC	SW-846:8270D	Dinoseb	88-85-7	N	2.93	—	—	2.93	µg/L	Y	U	U	N3B-2020-1601	CASA-20-199014	GELC
Sandia below Wetlands	—	08/21/2020	WS	UF	INIT	REG	SVOC	SW-846:8270D	Dioxane[1,4-]	123-91-1	N	2.93	—	—	2.93	µg/L	Y	U	U	N3B-2020-1601	CASA-20-199014	GELC
Sandia below Wetlands	—	08/21/2020	WS	UF	INIT	REG	SVOC	SW-846:8270E_SIM	Dioxane[1,4-]	123-91-1	N	0.1	—	—	0.1	µg/L	Y	U	U	N3B-2020-1601	CASA-20-199014	GELC
Sandia below Wetlands	—	08/21/2020	WS	UF	INIT	REG	SVOC	SW-846:8270D	Diphenylamine	122-39-4	N	2.93	—	—	2.93	µg/L	Y	U	U	N3B-2020-1601	CASA-20-199014	GELC
Sandia below Wetlands	—	08/21/2020	WS	UF	INIT	REG	SVOC	SW-846:8270D	Diphenylhydrazine[1,2-]	122-66-7	N	2.93	—	—	2.93	µg/L	Y	U	U	N3B-2020-1601	CASA-20-199014	GELC
Sandia below Wetlands	—	08/21/2020	WS	UF	INIT	REG	VOC	SW-846:8260B	Ethyl Methacrylate	97-63-2	N	1.5	—	—	1.5	µg/L	Y	U	U	N3B-2020-1601	CASA-20-199014	GELC
Sandia below Wetlands	—	08/21/2020	WS	UF	INIT	REG	VOC	SW-846:8260B	Ethylbenzene	100-41-4	N	0.3	—	—	0.3	µg/L	Y	U	U	N3B-2020-1601	CASA-20-199014	GELC
Sandia below Wetlands	—	08/21/2020	WS	UF	INIT	REG	SVOC	SW-846:8270D	Fluoranthene	206-44-0	N	0.293	—	—	0.293	µg/L	Y	U	U	N3B-2020-1601	CASA-20-199014	GELC
Sandia below Wetlands	—	08/21/2020	WS	UF	INIT	REG	SVOC	SW-846:8270D	Fluorene	86-73-7	N	0.293	—	—	0.293	µg/L	Y	U	U	N3B-2020-1601	CASA-20-199014	GELC
Sandia below Wetlands	—	08/21/2020	WS	F	INIT	REG	General Chemistry	EPA:300.0	Fluoride	F(-1)	Y	0.35	—	—	0.033	mg/L	Y	—	NQ	N3B-2020-1601	CASA-20-199015	GELC
Sandia below Wetlands	—	08/21/2020	WS	UF	INIT	REG	RAD	EPA:900	Gross alpha	GROSSA	N	-0.256	0.633	2.77	—	pCi/L	Y	U	U	N3B-2020-1601	CASA-20-199014	GELC
Sandia below Wetlands	—	08/21/2020	WS	UF	INIT	REG	RAD	EPA:900	Gross beta	GROSSB	Y	11.7	1.35	2.8	—	pCi/L	Y	—	NQ	N3B-2020-1601	CASA-20-199014	GELC
Sandia below Wetlands	—	08/21/2020	WS	UF	INIT	REG	Inorganic	SM:A2340B	Hardness	HARDNESS	Y	74	—	—	0.453	mg/L	Y	—	NQ	N3B-2020-1601	CASA-20-199014	GELC
Sandia below Wetlands	—	08/21/2020	WS	F	INIT	REG	Inorganic	SM:A2340B	Hardness	HARDNESS	Y	74	—	—	0.453	mg/L	Y	—	NQ	N3B-2020-1601	CASA-20-199015	GELC
Sandia below Wetlands	—	08/21/2020	WS	UF	INIT	REG	HRGC/HRMS	SW-846:8290A	Heptachlorodibenzodioxin[1,2,3,4,6,7,8-]	35822-46-9	Y	0.00000703	—	—	0.0000182	µg/L	Y	J	J	N3B-2020-1603	CASA-20-199014	CFA
Sandia below Wetlands	—	08/21/2020	WS	UF	INIT	REG	HRGC/HRMS	SW-846:8290A	Heptachlorodibenzodioxins (Total)	37871-00-4	Y	0.00000703	—	—	—	µg/L	Y	J	J	N3B-2020-1603	CASA-20-199014	CFA
Sandia below Wetlands	—	08/21/2020	WS	UF	INIT	REG	HRGC/HRMS	SW-846:8290A	Heptachlorodibenzofuran[1,2,3,4,6,7,8-]	67562-39-4	N	0.00000506	—	—	0.0000132	µg/L	Y	U	U	N3B-2020-1603	CASA-20-199014	CFA
Sandia below Wetlands	—	08/21/2020	WS	UF	INIT	REG	HRGC/HRMS	SW-846:8290A	Heptachlorodibenzofuran[1,2,3,4,7,8,9-]	55673-89-7	N	0.00000506	—	—	0.0000154	µg/L	Y	U	U	N3B-2020-1603	CASA-20-199014	CFA
Sandia below Wetlands	—	08/21/2020	WS	UF	INIT	REG	HRGC/HRMS	SW-846:8290A	Heptachlorodibenzofurans (Total)	38998-75-3	N	0	—	—	—	µg/L	Y	U	U	N3B-2020-1603	CASA-20-199014	CFA
Sandia below Wetlands	—	08/21/2020	WS	UF	INIT	REG	SVOC	SW-846:8270D	Hexachlorobenzene	118-74-1	N	2.93	—	—	2.93	µg/L	Y	U	U	N3B-2020-1601	CASA-20-199014	GELC
Sandia below Wetlands	—	08/21/2020	WS	UF	INIT	REG	VOC	SW-846:8260B	Hexachlorobutadiene	87-68-3	N	0.3	—	—	0.3	µg/L	Y	U	U	N3B-2020-1601	CASA-20-199014	GELC
Sandia below Wetlands	—	08/21/2020	WS	UF	INIT	REG	SVOC	SW-846:8270D	Hexachlorobutadiene	87-68-3	N	2.93	—	—	2.93	µg/L	Y	U	U	N3B-2020-1601	CASA-20-199014	GELC
Sandia below Wetlands	—	08/21/2020	WS	UF	INIT	REG	SVOC	SW-846:8270D	Hexachlorocyclopentadiene	77-47-4	N	2.93	—	—	2.93	µg/L	Y	U	U	N3B-2020-1601	CASA-20-199014	GELC
Sandia below Wetlands	—	08/21/2020	WS	UF	INIT	REG	HRGC/HRMS	SW-846:8290A	Hexachlorodibenzodioxin[1,2,3,4,7,8-]	39227-28-6	N	0.00000506	—	—	0.0000219	µg/L	Y	U	U	N3B-2020-1603	CASA-20-199014	CFA
Sandia below Wetlands	—	08/21/2020	WS	UF	INIT	REG	HRGC/HRMS	SW-846:8290A	Hexachlorodibenzodioxin[1,2,3,6,7,8-]	57653-85-7	N	0.00000506	—	—	0.0000173	µg/L	Y	U	U	N3B-2020-1603	CASA-20-199014	CFA
Sandia below Wetlands	—	08/21/2020	WS	UF	INIT	REG	HRGC/HRMS	SW-846:8290A	Hexachlorodibenzodioxin[1,2,3,7,8,9-]	19408-74-3	N	0.00000506	—	—	0.00002	µg/L	Y	U	U	N3B-2020-1603	CASA-20-199014	CFA
Sandia below Wetlands	—	08/21/2020	WS	UF	INIT	REG	HRGC/HRMS	SW-846:8290A	Hexachlorodibenzodioxins (Total)	34465-46-8	N	0	—	—	—	µg/L	Y	U	U	N3B-2020-1603	CASA-20-199014	CFA
Sandia below Wetlands	—	08/21/2020	WS	UF	INIT	REG	HRGC/HRMS	SW-846:8290A	Hexachlorodibenzofuran[1,2,3,4,7,8-]	70648-26-9	N	0.00000506	—	—	0.0000164	µg/L	Y	U	U	N3B-2020-1603	CASA-20-199014	CFA
Sandia below Wetlands	—	08/21/2020	WS	UF	INIT	REG	HRGC/HRMS	SW-846:8290A	Hexachlorodibenzofuran[1,2,3,6,7,8-]	57117-44-9	N	0.00000506	—	—	0.0000151	µg/L	Y	U	U	N3B-2020-1603	CASA-20-199014	CFA

Table C-1 Analytical Results from the Periodic Monitoring Events Reported in the Periodic Monitoring Report

Location ID	Screen Depth	Sample Date	Sample Type	Field Preparation Code	Analysis Type Code	Sample Purpose	Method Category	Lab Method	Parameter Name	Parameter Code	Detected	Report Result	Lab Uncertainty	Report MDA	Report MDL	Report Unit	Best Value	Lab Qualifier	Validation Qualifier	COC #	Field Sample ID	Lab ID
Sandia below Wetlands	—	08/21/2020	WS	UF	INIT	REG	HRGC/HRMS	SW-846:8290A	Hexachlorodibenzofuran[1,2,3,7,8,9-]	72918-21-9	N	0.00000506	—	—	0.0000169	µg/L	Y	U	U	N3B-2020-1603	CASA-20-199014	CFA
Sandia below Wetlands	—	08/21/2020	WS	UF	INIT	REG	HRGC/HRMS	SW-846:8290A	Hexachlorodibenzofuran[2,3,4,6,7,8-]	60851-34-5	N	0.00000506	—	—	0.0000146	µg/L	Y	U	U	N3B-2020-1603	CASA-20-199014	CFA
Sandia below Wetlands	—	08/21/2020	WS	UF	INIT	REG	HRGC/HRMS	SW-846:8290A	Hexachlorodibenzofurans (Total)	55684-94-1	N	0	—	—	—	µg/L	Y	U	U	N3B-2020-1603	CASA-20-199014	CFA
Sandia below Wetlands	—	08/21/2020	WS	UF	INIT	REG	SVOC	SW-846:8270D	Hexachloroethane	67-72-1	N	2.93	—	—	2.93	µg/L	Y	U	U	N3B-2020-1601	CASA-20-199014	GELC
Sandia below Wetlands	—	08/21/2020	WS	UF	INIT	REG	VOC	SW-846:8260B	Hexanone[2-]	591-78-6	N	1.5	—	—	1.5	µg/L	Y	U	U	N3B-2020-1601	CASA-20-199014	GELC
Sandia below Wetlands	—	08/21/2020	WS	UF	INIT	REG	LCMS/MS High Explosives	SW-846:8330B	HMX	2691-41-0	N	0.0792	—	—	0.0792	µg/L	Y	U	U	N3B-2020-1601	CASA-20-199014	GELC
Sandia below Wetlands	—	08/21/2020	WS	UF	INIT	REG	SVOC	SW-846:8270D	Indeno(1,2,3-cd)pyrene	193-39-5	N	0.293	—	—	0.293	µg/L	Y	U	U	N3B-2020-1601	CASA-20-199014	GELC
Sandia below Wetlands	—	08/21/2020	WS	UF	INIT	REG	VOC	SW-846:8260B	Iodomethane	74-88-4	N	1.5	—	—	1.5	µg/L	Y	U	U	N3B-2020-1601	CASA-20-199014	GELC
Sandia below Wetlands	—	08/21/2020	WS	UF	INIT	REG	Inorganic	SW-846:6010C	Iron	Fe	Y	575	—	—	30	µg/L	Y	—	NQ	N3B-2020-1601	CASA-20-199014	GELC
Sandia below Wetlands	—	08/21/2020	WS	F	INIT	REG	Inorganic	SW-846:6010C	Iron	Fe	Y	388	—	—	30	µg/L	Y	—	NQ	N3B-2020-1601	CASA-20-199015	GELC
Sandia below Wetlands	—	08/21/2020	WS	UF	INIT	REG	VOC	SW-846:8260B	Isobutyl alcohol	78-83-1	N	15	—	—	15	µg/L	Y	U	U	N3B-2020-1601	CASA-20-199014	GELC
Sandia below Wetlands	—	08/21/2020	WS	UF	INIT	REG	SVOC	SW-846:8270D	Isophorone	78-59-1	N	3.42	—	—	3.42	µg/L	Y	U	U	N3B-2020-1601	CASA-20-199014	GELC
Sandia below Wetlands	—	08/21/2020	WS	UF	INIT	REG	VOC	SW-846:8260B	Isopropylbenzene	98-82-8	N	0.3	—	—	0.3	µg/L	Y	U	U	N3B-2020-1601	CASA-20-199014	GELC
Sandia below Wetlands	—	08/21/2020	WS	UF	INIT	REG	VOC	SW-846:8260B	Isopropyltoluene[4-]	99-87-6	N	0.3	—	—	0.3	µg/L	Y	U	U	N3B-2020-1601	CASA-20-199014	GELC
Sandia below Wetlands	—	08/21/2020	WS	UF	INIT	REG	Inorganic	SW-846:6020B	Lead	Pb	N	0.5	—	—	0.5	µg/L	Y	U	U	N3B-2020-1601	CASA-20-199014	GELC
Sandia below Wetlands	—	08/21/2020	WS	F	INIT	REG	Inorganic	SW-846:6020B	Lead	Pb	N	0.5	—	—	0.5	µg/L	Y	U	U	N3B-2020-1601	CASA-20-199015	GELC
Sandia below Wetlands	—	08/21/2020	WS	UF	INIT	REG	Inorganic	SW-846:6010C	Magnesium	Mg	Y	5.92	—	—	0.11	mg/L	Y	—	NQ	N3B-2020-1601	CASA-20-199014	GELC
Sandia below Wetlands	—	08/21/2020	WS	F	INIT	REG	Inorganic	SW-846:6010C	Magnesium	Mg	Y	5.91	—	—	0.11	mg/L	Y	—	NQ	N3B-2020-1601	CASA-20-199015	GELC
Sandia below Wetlands	—	08/21/2020	WS	UF	INIT	REG	Inorganic	SW-846:6010C	Manganese	Mn	Y	65	—	—	2	µg/L	Y	—	NQ	N3B-2020-1601	CASA-20-199014	GELC
Sandia below Wetlands	—	08/21/2020	WS	F	INIT	REG	Inorganic	SW-846:6010C	Manganese	Mn	Y	52.8	—	—	2	µg/L	Y	—	NQ	N3B-2020-1601	CASA-20-199015	GELC
Sandia below Wetlands	—	08/21/2020	WS	UF	INIT	REG	Inorganic	SW-846:7470A	Mercury	Hg	N	0.067	—	—	0.067	µg/L	Y	U	U	N3B-2020-1601	CASA-20-199014	GELC
Sandia below Wetlands	—	08/21/2020	WS	F	INIT	REG	Inorganic	SW-846:7470A	Mercury	Hg	N	0.067	—	—	0.067	µg/L	Y	U	U	N3B-2020-1601	CASA-20-199015	GELC
Sandia below Wetlands	—	08/21/2020	WS	UF	INIT	REG	VOC	SW-846:8260B	Methacrylonitrile	126-98-7	N	1.5	—	—	1.5	µg/L	Y	U	U	N3B-2020-1601	CASA-20-199014	GELC
Sandia below Wetlands	—	08/21/2020	WS	UF	INIT	REG	VOC	SW-846:8260B	Methyl Methacrylate	80-62-6	N	1.5	—	—	1.5	µg/L	Y	U	U	N3B-2020-1601	CASA-20-199014	GELC
Sandia below Wetlands	—	08/21/2020	WS	UF	INIT	REG	VOC	SW-846:8260B	Methyl tert-Butyl Ether	1634-04-4	N	0.3	—	—	0.3	µg/L	Y	U	U	N3B-2020-1601	CASA-20-199014	GELC
Sandia below Wetlands	—	08/21/2020	WS	UF	INIT	REG	VOC	SW-846:8260B	Methyl-2-pentanone[4-]	108-10-1	N	1.5	—	—	1.5	µg/L	Y	U	U	N3B-2020-1601	CASA-20-199014	GELC
Sandia below Wetlands	—	08/21/2020	WS	UF	INIT	REG	VOC	SW-846:8260B	Methylene Chloride	75-09-2	N	1	—	—	1	µg/L	Y	U	U	N3B-2020-1601	CASA-20-199014	GELC
Sandia below Wetlands	—	08/21/2020	WS	UF	INIT	REG	SVOC	SW-846:8270D	Methylnaphthalene[1-]	90-12-0	N	0.293	—	—	0.293	µg/L	Y	U	U	N3B-2020-1601	CASA-20-199014	GELC
Sandia below Wetlands	—	08/21/2020	WS	UF	INIT	REG	SVOC	SW-846:8270D	Methylnaphthalene[2-]	91-57-6	N	0.293	—	—	0.293	µg/L	Y	U	U	N3B-2020-1601	CASA-20-199014	GELC
Sandia below Wetlands	—	08/21/2020	WS	UF	INIT	REG	SVOC	SW-846:8270D	Methylphenol[2-]	95-48-7	N	2.93	—	—	2.93	µg/L	Y	U	U	N3B-2020-1601	CASA-20-199014	GELC
Sandia below Wetlands	—	08/21/2020	WS	UF	INIT	REG	SVOC	SW-846:8270D	Methylphenol[3-,4-]	65794-96-9	N	3.61	—	—	3.61	µg/L	Y	U	U	N3B-2020-1601	CASA-20-199014	GELC

Table C-1 Analytical Results from the Periodic Monitoring Events Reported in the Periodic Monitoring Report

Location ID	Screen Depth	Sample Date	Sample Type	Field Preparation Code	Analysis Type Code	Sample Purpose	Method Category	Lab Method	Parameter Name	Parameter Code	Detected	Report Result	Lab Uncertainty	Report MDA	Report MDL	Report Unit	Best Value	Lab Qualifier	Validation Qualifier	COC #	Field Sample ID	Lab ID
Sandia below Wetlands	—	08/21/2020	WS	UF	INIT	REG	Inorganic	SW-846:6020B	Molybdenum	Mo	Y	1.79	—	—	0.2	µg/L	Y	—	NQ	N3B-2020-1601	CASA-20-199014	GELC
Sandia below Wetlands	—	08/21/2020	WS	F	INIT	REG	Inorganic	SW-846:6020B	Molybdenum	Mo	Y	1.84	—	—	0.2	µg/L	Y	—	NQ	N3B-2020-1601	CASA-20-199015	GELC
Sandia below Wetlands	—	08/21/2020	WS	UF	INIT	REG	VOC	SW-846:8260B	Naphthalene	91-20-3	N	0.3	—	—	0.3	µg/L	Y	U	U	N3B-2020-1601	CASA-20-199014	GELC
Sandia below Wetlands	—	08/21/2020	WS	UF	INIT	REG	SVOC	SW-846:8270D	Naphthalene	91-20-3	N	0.293	—	—	0.293	µg/L	Y	U	U	N3B-2020-1601	CASA-20-199014	GELC
Sandia below Wetlands	—	08/21/2020	WS	UF	INIT	REG	RAD	EPA:901.1	Neptunium-237	Np-237	N	-3.38	2.01	6.52	—	pCi/L	Y	U	U	N3B-2020-1601	CASA-20-199014	GELC
Sandia below Wetlands	—	08/21/2020	WS	UF	INIT	REG	Inorganic	SW-846:6020B	Nickel	Ni	N	0.6	—	—	0.6	µg/L	Y	U	U	N3B-2020-1601	CASA-20-199014	GELC
Sandia below Wetlands	—	08/21/2020	WS	F	INIT	REG	Inorganic	SW-846:6020B	Nickel	Ni	N	0.6	—	—	0.6	µg/L	Y	U	U	N3B-2020-1601	CASA-20-199015	GELC
Sandia below Wetlands	—	08/21/2020	WS	F	INIT	REG	General Chemistry	EPA:353.2	Nitrate-Nitrite as Nitrogen	NO3+NO2-N	Y	0.133	—	—	0.017	mg/L	Y	—	NQ	N3B-2020-1601	CASA-20-199015	GELC
Sandia below Wetlands	—	08/21/2020	WS	UF	INIT	REG	SVOC	SW-846:8270D	Nitroaniline[2-]	88-74-4	N	2.93	—	—	2.93	µg/L	Y	U	U	N3B-2020-1601	CASA-20-199014	GELC
Sandia below Wetlands	—	08/21/2020	WS	UF	INIT	REG	SVOC	SW-846:8270D	Nitroaniline[3-]	99-09-2	N	2.93	—	—	2.93	µg/L	Y	U	U	N3B-2020-1601	CASA-20-199014	GELC
Sandia below Wetlands	—	08/21/2020	WS	UF	INIT	REG	SVOC	SW-846:8270D	Nitroaniline[4-]	100-01-6	N	2.93	—	—	2.93	µg/L	Y	U	U	N3B-2020-1601	CASA-20-199014	GELC
Sandia below Wetlands	—	08/21/2020	WS	UF	INIT	REG	LCMS/MS High Explosives	SW-846:8330B	Nitrobenzene	98-95-3	N	0.0792	—	—	0.0792	µg/L	Y	U	U	N3B-2020-1601	CASA-20-199014	GELC
Sandia below Wetlands	—	08/21/2020	WS	UF	INIT	REG	SVOC	SW-846:8270D	Nitrobenzene	98-95-3	N	2.93	—	—	2.93	µg/L	Y	U	U	N3B-2020-1601	CASA-20-199014	GELC
Sandia below Wetlands	—	08/21/2020	WS	UF	INIT	REG	SVOC	SW-846:8270D	Nitrophenol[2-]	88-75-5	N	2.93	—	—	2.93	µg/L	Y	U	U	N3B-2020-1601	CASA-20-199014	GELC
Sandia below Wetlands	—	08/21/2020	WS	UF	INIT	REG	SVOC	SW-846:8270D	Nitrophenol[4-]	100-02-7	N	2.93	—	—	2.93	µg/L	Y	U	U	N3B-2020-1601	CASA-20-199014	GELC
Sandia below Wetlands	—	08/21/2020	WS	UF	INIT	REG	HRGC/HRMS	Nitrosamines:HRMS	Nitroso-di-n-butylamine[N-]	924-16-3	Y	0.000549	—	—	0.00047	µg/L	Y	—	J	N3B-2020-1602	CASA-20-199014	SwRI
Sandia below Wetlands	—	08/21/2020	WS	UF	INIT	REG	SVOC	SW-846:8270D	Nitroso-di-n-butylamine[N-]	924-16-3	N	2.93	—	—	2.93	µg/L	Y	U	U	N3B-2020-1601	CASA-20-199014	GELC
Sandia below Wetlands	—	08/21/2020	WS	UF	INIT	REG	HRGC/HRMS	Nitrosamines:HRMS	Nitroso-di-n-propylamine[N-]	621-64-7	N	0.00018	—	—	0.00018	µg/L	Y	U	U	N3B-2020-1602	CASA-20-199014	SwRI
Sandia below Wetlands	—	08/21/2020	WS	UF	INIT	REG	SVOC	SW-846:8270D	Nitroso-di-n-propylamine[N-]	621-64-7	N	2.93	—	—	2.93	µg/L	Y	U	U	N3B-2020-1601	CASA-20-199014	GELC
Sandia below Wetlands	—	08/21/2020	WS	UF	INIT	REG	HRGC/HRMS	Nitrosamines:HRMS	Nitrosodiethylamine[N-]	55-18-5	N	0.00018	—	—	0.00018	µg/L	Y	U	U	N3B-2020-1602	CASA-20-199014	SwRI
Sandia below Wetlands	—	08/21/2020	WS	UF	INIT	REG	SVOC	SW-846:8270D	Nitrosodiethylamine[N-]	55-18-5	N	2.93	—	—	2.93	µg/L	Y	U	U	N3B-2020-1601	CASA-20-199014	GELC
Sandia below Wetlands	—	08/21/2020	WS	UF	INIT	REG	HRGC/HRMS	Nitrosamines:HRMS	Nitrosodimethylamine[N-]	62-75-9	Y	0.000673	—	—	0.00036	µg/L	Y	—	NQ	N3B-2020-1602	CASA-20-199014	SwRI
Sandia below Wetlands	—	08/21/2020	WS	UF	INIT	REG	SVOC	SW-846:8270D	Nitrosodimethylamine[N-]	62-75-9	N	2.93	—	—	2.93	µg/L	Y	U	U	N3B-2020-1601	CASA-20-199014	GELC
Sandia below Wetlands	—	08/21/2020	WS	UF	INIT	REG	HRGC/HRMS	Nitrosamines:HRMS	Nitrosopyrrolidine[N-]	930-55-2	N	0.00033	—	—	0.00033	µg/L	Y	U	U	N3B-2020-1602	CASA-20-199014	SwRI
Sandia below Wetlands	—	08/21/2020	WS	UF	INIT	REG	SVOC	SW-846:8270D	Nitrosopyrrolidine[N-]	930-55-2	N	2.93	—	—	2.93	µg/L	Y	U	U	N3B-2020-1601	CASA-20-199014	GELC
Sandia below Wetlands	—	08/21/2020	WS	UF	INIT	REG	LCMS/MS High Explosives	SW-846:8330B	Nitrotoluene[2-]	88-72-2	N	0.0812	—	—	0.0812	µg/L	Y	U	U	N3B-2020-1601	CASA-20-199014	GELC
Sandia below Wetlands	—	08/21/2020	WS	UF	INIT	REG	LCMS/MS High Explosives	SW-846:8330B	Nitrotoluene[3-]	99-08-1	N	0.0792	—	—	0.0792	µg/L	Y	U	U	N3B-2020-1601	CASA-20-199014	GELC
Sandia below Wetlands	—	08/21/2020	WS	UF	INIT	REG	LCMS/MS High Explosives	SW-846:8330B	Nitrotoluene[4-]	99-99-0	N	0.149	—	—	0.149	µg/L	Y	U	U	N3B-2020-1601	CASA-20-199014	GELC
Sandia below Wetlands	—	08/21/2020	WS	UF	INIT	REG	HRGC/HRMS	SW-846:8290A	Octachlorodibenzodioxin[1,2,3,4,6,7,8,9-]	3268-87-9	Y	0.0000439	—	—	0.0000274	µg/L	Y	J	J	N3B-2020-1603	CASA-20-199014	CFA
Sandia below Wetlands	—	08/21/2020	WS	UF	INIT	REG	HRGC/HRMS	SW-846:8290A	Octachlorodibenzofuran[1,2,3,4,6,7,8,9-]	39001-02-0	N	0.0000101	—	—	0.0000386	µg/L	Y	U	U	N3B-2020-1603	CASA-20-199014	CFA
Sandia below Wetlands	—	08/21/2020	WS	UF	INIT	REG	SVOC	SW-846:8270D	Oxybis(1-chloropropane)[2,2'-]	108-60-1	N	2.93	—	—	2.93	µg/L	Y	U	U	N3B-2020-1601	CASA-20-199014	GELC

Table C-1 Analytical Results from the Periodic Monitoring Events Reported in the Periodic Monitoring Report

Location ID	Screen Depth	Sample Date	Sample Type	Field Preparation Code	Analysis Type Code	Sample Purpose	Method Category	Lab Method	Parameter Name	Parameter Code	Detected	Report Result	Lab Uncertainty	Report MDA	Report MDL	Report Unit	Best Value	Lab Qualifier	Validation Qualifier	COC #	Field Sample ID	Lab ID
Sandia below Wetlands	—	08/21/2020	WS	UF	INIT	REG	SVOC	SW-846:8270D	Pentachlorobenzene	608-93-5	N	2.93	—	—	2.93	µg/L	Y	U	U	N3B-2020-1601	CASA-20-199014	GELC
Sandia below Wetlands	—	08/21/2020	WS	UF	INIT	REG	HRGC/HRMS	SW-846:8290A	Pentachlorodibenzodioxin[1,2,3,7,8-]	40321-76-4	N	0.00000506	—	—	0.0000252	µg/L	Y	U	U	N3B-2020-1603	CASA-20-199014	CFA
Sandia below Wetlands	—	08/21/2020	WS	UF	INIT	REG	HRGC/HRMS	SW-846:8290A	Pentachlorodibenzodioxins (Total)	36088-22-9	N	0	—	—	—	µg/L	Y	U	U	N3B-2020-1603	CASA-20-199014	CFA
Sandia below Wetlands	—	08/21/2020	WS	UF	INIT	REG	HRGC/HRMS	SW-846:8290A	Pentachlorodibenzofuran[1,2,3,7,8-]	57117-41-6	N	0.00000506	—	—	0.0000195	µg/L	Y	U	U	N3B-2020-1603	CASA-20-199014	CFA
Sandia below Wetlands	—	08/21/2020	WS	UF	INIT	REG	HRGC/HRMS	SW-846:8290A	Pentachlorodibenzofuran[2,3,4,7,8-]	57117-31-4	N	0.00000506	—	—	0.0000207	µg/L	Y	U	U	N3B-2020-1603	CASA-20-199014	CFA
Sandia below Wetlands	—	08/21/2020	WS	UF	INIT	REG	HRGC/HRMS	SW-846:8290A	Pentachlorodibenzofurans (Totals)	30402-15-4	N	0	—	—	—	µg/L	Y	U	U	N3B-2020-1603	CASA-20-199014	CFA
Sandia below Wetlands	—	08/21/2020	WS	UF	INIT	REG	SVOC	SW-846:8270D	Pentachlorophenol	87-86-5	N	2.93	—	—	2.93	µg/L	Y	U	U	N3B-2020-1601	CASA-20-199014	GELC
Sandia below Wetlands	—	08/21/2020	WS	F	INIT	REG	LCMS/MS	SW-846:6850	Perchlorate	ClO4	Y	0.0919	—	—	0.05	µg/L	Y	J	J	N3B-2020-1601	CASA-20-199015	GELC
Sandia below Wetlands	—	08/21/2020	WS	UF	INIT	REG	LCMS/MS	EPA:537M	Perfluorohexanesulfonic acid	355-46-4	Y	9.68	—	—	0.583	ng/L	Y	—	NQ	N3B-2020-1601	CASA-20-199014	GELC
Sandia below Wetlands	—	08/21/2020	WS	UF	INIT	REG	LCMS/MS	EPA:537M	Perfluorooctanesulfonic acid	1763-23-1	Y	70	—	—	0.706	ng/L	Y	—	NQ	N3B-2020-1601	CASA-20-199014	GELC
Sandia below Wetlands	—	08/21/2020	WS	UF	INIT	REG	LCMS/MS	EPA:537M	Perfluorooctanoic acid	335-67-1	Y	14.4	—	—	0.706	ng/L	Y	—	NQ	N3B-2020-1601	CASA-20-199014	GELC
Sandia below Wetlands	—	08/21/2020	WS	UF	INIT	REG	LCMS/MS High Explosives	SW-846:8330B	PETN	78-11-5	N	0.099	—	—	0.099	µg/L	Y	U	U	N3B-2020-1601	CASA-20-199014	GELC
Sandia below Wetlands	—	08/21/2020	WS	UF	INIT	REG	SVOC	SW-846:8270D	Phenanthrene	85-01-8	N	0.293	—	—	0.293	µg/L	Y	U	U	N3B-2020-1601	CASA-20-199014	GELC
Sandia below Wetlands	—	08/21/2020	WS	UF	INIT	REG	SVOC	SW-846:8270D	Phenol	108-95-2	N	2.93	—	—	2.93	µg/L	Y	U	U	N3B-2020-1601	CASA-20-199014	GELC
Sandia below Wetlands	—	08/21/2020	WS	UF	INIT	REG	RAD	HASL-300:ISOPU	Plutonium-238	Pu-238	N	0.00514	0.00891	0.112	—	pCi/L	Y	U	U	N3B-2020-1601	CASA-20-199014	GELC
Sandia below Wetlands	—	08/21/2020	WS	UF	INIT	REG	RAD	HASL-300:ISOPU	Plutonium-239/240	Pu-239/240	N	-0.0103	0.0163	0.151	—	pCi/L	Y	U	U	N3B-2020-1601	CASA-20-199014	GELC
Sandia below Wetlands	—	08/21/2020	WS	UF	INIT	REG	Inorganic	SW-846:6010C	Potassium	K	Y	9.76	—	—	0.05	mg/L	Y	—	NQ	N3B-2020-1601	CASA-20-199014	GELC
Sandia below Wetlands	—	08/21/2020	WS	F	INIT	REG	Inorganic	SW-846:6010C	Potassium	K	Y	9.81	—	—	0.05	mg/L	Y	—	NQ	N3B-2020-1601	CASA-20-199015	GELC
Sandia below Wetlands	—	08/21/2020	WS	UF	INIT	REG	RAD	EPA:901.1	Potassium-40	K-40	N	27.6	23.6	47.9	—	pCi/L	Y	U	U	N3B-2020-1601	CASA-20-199014	GELC
Sandia below Wetlands	—	08/21/2020	WS	UF	INIT	REG	SVOC	SW-846:8270D	Prometon	1610-18-0	N	2.93	—	—	2.93	µg/L	Y	U	U	N3B-2020-1601	CASA-20-199014	GELC
Sandia below Wetlands	—	08/21/2020	WS	UF	INIT	REG	VOC	SW-846:8260B	Propionitrile	107-12-0	N	1.5	—	—	1.5	µg/L	Y	U	U	N3B-2020-1601	CASA-20-199014	GELC
Sandia below Wetlands	—	08/21/2020	WS	UF	INIT	REG	VOC	SW-846:8260B	Propylbenzene[1-]	103-65-1	N	0.3	—	—	0.3	µg/L	Y	U	U	N3B-2020-1601	CASA-20-199014	GELC
Sandia below Wetlands	—	08/21/2020	WS	UF	INIT	REG	SVOC	SW-846:8270D	Pyrene	129-00-0	N	0.293	—	—	0.293	µg/L	Y	U	U	N3B-2020-1601	CASA-20-199014	GELC
Sandia below Wetlands	—	08/21/2020	WS	UF	INIT	REG	SVOC	SW-846:8270D	Pyridine	110-86-1	N	2.93	—	—	2.93	µg/L	Y	U	U	N3B-2020-1601	CASA-20-199014	GELC
Sandia below Wetlands	—	08/21/2020	WS	UF	INIT	REG	RAD	EPA:903.1	Radium-226	Ra-226	N	0.0243	0.0544	0.233	—	pCi/L	Y	U	U	N3B-2020-1601	CASA-20-199014	GELC
Sandia below Wetlands	—	08/21/2020	WS	UF	INIT	REG	RAD	Generic:Radium by Calculation	Radium-226 and Radium-228	Ra-226+228	N	0.0243	0.174	—	—	pCi/L	Y	—	U	N3B-2020-1601	CASA-20-199014	GELC
Sandia below Wetlands	—	08/21/2020	WS	UF	INIT	REG	RAD	EPA:904	Radium-228	Ra-228	N	-0.0292	0.165	0.604	—	pCi/L	Y	U	U	N3B-2020-1601	CASA-20-199014	GELC
Sandia below Wetlands	—	08/21/2020	WS	UF	INIT	REG	LCMS/MS High Explosives	SW-846:8330B	RDX	121-82-4	N	0.0792	—	—	0.0792	µg/L	Y	U	U	N3B-2020-1601	CASA-20-199014	GELC
Sandia below Wetlands	—	08/21/2020	WS	UF	INIT	REG	Inorganic	SW-846:6020B	Selenium	Se	N	2	—	—	2	µg/L	Y	U	U	N3B-2020-1601	CASA-20-199014	GELC
Sandia below Wetlands	—	08/21/2020	WS	F	INIT	REG	Inorganic	SW-846:6020B	Selenium	Se	N	2	—	—	2	µg/L	Y	U	U	N3B-2020-1601	CASA-20-199015	GELC
Sandia below Wetlands	—	08/21/2020	WS	UF	INIT	REG	Inorganic	SW-846:6010C	Silicon Dioxide	SiO2	Y	106	—	—	0.053	mg/L	Y	—	NQ	N3B-2020-1601	CASA-20-199014	GELC

Table C-1 Analytical Results from the Periodic Monitoring Events Reported in the Periodic Monitoring Report

Location ID	Screen Depth	Sample Date	Sample Type	Field Preparation Code	Analysis Type Code	Sample Purpose	Method Category	Lab Method	Parameter Name	Parameter Code	Detected	Report Result	Lab Uncertainty	Report MDA	Report MDL	Report Unit	Best Value	Lab Qualifier	Validation Qualifier	COC #	Field Sample ID	Lab ID
Sandia below Wetlands	—	08/21/2020	WS	F	INIT	REG	Inorganic	SW-846:6010C	Silicon Dioxide	SiO2	Y	106	—	—	0.053	mg/L	Y	—	NQ	N3B-2020-1601	CASA-20-199015	GELC
Sandia below Wetlands	—	08/21/2020	WS	UF	INIT	REG	Inorganic	SW-846:6020B	Silver	Ag	N	0.3	—	—	0.3	µg/L	Y	U	U	N3B-2020-1601	CASA-20-199014	GELC
Sandia below Wetlands	—	08/21/2020	WS	F	INIT	REG	Inorganic	SW-846:6020B	Silver	Ag	N	0.3	—	—	0.3	µg/L	Y	U	U	N3B-2020-1601	CASA-20-199015	GELC
Sandia below Wetlands	—	08/21/2020	WS	UF	INIT	REG	Inorganic	SW-846:6010C	Sodium	Na	Y	65	—	—	0.1	mg/L	Y	—	J-	N3B-2020-1601	CASA-20-199014	GELC
Sandia below Wetlands	—	08/21/2020	WS	F	INIT	REG	Inorganic	SW-846:6010C	Sodium	Na	Y	65.5	—	—	0.1	mg/L	Y	—	J-	N3B-2020-1601	CASA-20-199015	GELC
Sandia below Wetlands	—	08/21/2020	WS	UF	INIT	REG	RAD	EPA:901.1	Sodium-22	Na-22	N	-0.222	0.981	3.6	—	pCi/L	Y	U	U	N3B-2020-1601	CASA-20-199014	GELC
Sandia below Wetlands	—	08/21/2020	WS	F	INIT	REG	General Chemistry	EPA:120.1	Specific Conductance	SPEC_CONDC	Y	476	—	—	1	uS/cm	Y	—	NQ	N3B-2020-1601	CASA-20-199015	GELC
Sandia below Wetlands	—	08/21/2020	WS	UF	INIT	REG	Inorganic	SW-846:6010C	Strontium	Sr	Y	92.3	—	—	1	µg/L	Y	—	NQ	N3B-2020-1601	CASA-20-199014	GELC
Sandia below Wetlands	—	08/21/2020	WS	F	INIT	REG	Inorganic	SW-846:6010C	Strontium	Sr	Y	92.3	—	—	1	µg/L	Y	—	NQ	N3B-2020-1601	CASA-20-199015	GELC
Sandia below Wetlands	—	08/21/2020	WS	UF	INIT	REG	RAD	EPA:905.0	Strontium-90	Sr-90	N	0.164	0.142	0.484	—	pCi/L	Y	U	U	N3B-2020-1601	CASA-20-199014	GELC
Sandia below Wetlands	—	08/21/2020	WS	UF	INIT	REG	VOC	SW-846:8260B	Styrene	100-42-5	N	0.3	—	—	0.3	µg/L	Y	U	U	N3B-2020-1601	CASA-20-199014	GELC
Sandia below Wetlands	—	08/21/2020	WS	F	INIT	REG	General Chemistry	EPA:300.0	Sulfate	SO4(-2)	Y	15	—	—	0.133	mg/L	Y	—	NQ	N3B-2020-1601	CASA-20-199015	GELC
Sandia below Wetlands	—	08/21/2020	WS	UF	INIT	REG	SVOC	SW-846:8270D	Sulfolane	126-33-0	N	2.93	—	—	2.93	µg/L	Y	U	U	N3B-2020-1601	CASA-20-199014	GELC
Sandia below Wetlands	—	08/21/2020	WS	UF	INIT	REG	LCMS/MS High Explosives	SW-846:8330B	TATB	3058-38-6	N	0.297	—	—	0.297	µg/L	Y	U	U	N3B-2020-1601	CASA-20-199014	GELC
Sandia below Wetlands	—	08/21/2020	WS	UF	INIT	REG	SVOC	SW-846:8270D	Tetrachlorobenzene[1,2,4,5]	95-94-3	N	2.93	—	—	2.93	µg/L	Y	U	U	N3B-2020-1601	CASA-20-199014	GELC
Sandia below Wetlands	—	08/21/2020	WS	UF	INIT	REG	HRGC/HRMS	SW-846:8290A	Tetrachlorodibenzodioxin[2,3,7,8-]	1746-01-6	N	0.00000137	—	—	0.0000047	µg/L	Y	U	U	N3B-2020-1603	CASA-20-199014	CFA
Sandia below Wetlands	—	08/21/2020	WS	UF	INIT	REG	HRGC/HRMS	SW-846:8290A	Tetrachlorodibenzodioxins (Total)	41903-57-5	N	0	—	—	—	µg/L	Y	U	U	N3B-2020-1603	CASA-20-199014	CFA
Sandia below Wetlands	—	08/21/2020	WS	UF	INIT	REG	HRGC/HRMS	SW-846:8290A	Tetrachlorodibenzofuran[2,3,7,8-]	51207-31-9	N	0.00000338	—	—	0.00000379	µg/L	Y	BJ	U	N3B-2020-1603	CASA-20-199014	CFA
Sandia below Wetlands	—	08/21/2020	WS	UF	INIT	REG	HRGC/HRMS	SW-846:8290A	Tetrachlorodibenzofurans (Totals)	55722-27-5	N	0.00000571	—	—	—	µg/L	Y	BJ	U	N3B-2020-1603	CASA-20-199014	CFA
Sandia below Wetlands	—	08/21/2020	WS	UF	INIT	REG	VOC	SW-846:8260B	Tetrachloroethane[1,1,1,2-]	630-20-6	N	0.3	—	—	0.3	µg/L	Y	U	U	N3B-2020-1601	CASA-20-199014	GELC
Sandia below Wetlands	—	08/21/2020	WS	UF	INIT	REG	VOC	SW-846:8260B	Tetrachloroethane[1,1,2,2-]	79-34-5	N	0.3	—	—	0.3	µg/L	Y	U	U	N3B-2020-1601	CASA-20-199014	GELC
Sandia below Wetlands	—	08/21/2020	WS	UF	INIT	REG	VOC	SW-846:8260B	Tetrachloroethene	127-18-4	N	0.3	—	—	0.3	µg/L	Y	U	U	N3B-2020-1601	CASA-20-199014	GELC
Sandia below Wetlands	—	08/21/2020	WS	UF	INIT	REG	SVOC	SW-846:8270D	Tetrachlorophenol[2,3,4,6-]	58-90-2	N	2.93	—	—	2.93	µg/L	Y	U	U	N3B-2020-1601	CASA-20-199014	GELC
Sandia below Wetlands	—	08/21/2020	WS	UF	INIT	REG	LCMS/MS High Explosives	SW-846:8330B	Tetryl	479-45-8	N	0.0792	—	—	0.0792	µg/L	Y	U	UJ	N3B-2020-1601	CASA-20-199014	GELC
Sandia below Wetlands	—	08/21/2020	WS	UF	INIT	REG	Inorganic	SW-846:6020B	Thallium	Tl	N	0.6	—	—	0.6	µg/L	Y	U	U	N3B-2020-1601	CASA-20-199014	GELC
Sandia below Wetlands	—	08/21/2020	WS	F	INIT	REG	Inorganic	SW-846:6020B	Thallium	Tl	N	0.6	—	—	0.6	µg/L	Y	U	U	N3B-2020-1601	CASA-20-199015	GELC
Sandia below Wetlands	—	08/21/2020	WS	UF	INIT	REG	Inorganic	SW-846:6010C	Tin	Sn	N	2.5	—	—	2.5	µg/L	Y	U	U	N3B-2020-1601	CASA-20-199014	GELC
Sandia below Wetlands	—	08/21/2020	WS	F	INIT	REG	Inorganic	SW-846:6010C	Tin	Sn	N	2.5	—	—	2.5	µg/L	Y	U	U	N3B-2020-1601	CASA-20-199015	GELC
Sandia below Wetlands	—	08/21/2020	WS	UF	INIT	REG	VOC	SW-846:8260B	Toluene	108-88-3	N	0.3	—	—	0.3	µg/L	Y	U	U	N3B-2020-1601	CASA-20-199014	GELC
Sandia below Wetlands	—	08/21/2020	WS	F	INIT	REG	General Chemistry	EPA:160.1	Total Dissolved Solids	TDS	Y	364	—	—	3.4	mg/L	Y	—	NQ	N3B-2020-1601	CASA-20-199015	GELC
Sandia below Wetlands	—	08/21/2020	WS	UF	INIT	REG	General Chemistry	EPA:351.2	Total Kjeldahl Nitrogen	TKN	N	0.033	—	—	0.033	mg/L	Y	U	U	N3B-2020-1601	CASA-20-199014	GELC

Table C-1 Analytical Results from the Periodic Monitoring Events Reported in the Periodic Monitoring Report

Location ID	Screen Depth	Sample Date	Sample Type	Field Preparation Code	Analysis Type Code	Sample Purpose	Method Category	Lab Method	Parameter Name	Parameter Code	Detected	Report Result	Lab Uncertainty	Report MDA	Report MDL	Report Unit	Best Value	Lab Qualifier	Validation Qualifier	COC #	Field Sample ID	Lab ID
Sandia below Wetlands	—	08/21/2020	WS	UF	INIT	REG	General Chemistry	SW-846:9060A	Total Organic Carbon	TOC	Y	4.35	—	—	0.33	mg/L	Y	—	NQ	N3B-2020-1601	CASA-20-199014	GELC
Sandia below Wetlands	—	08/21/2020	WS	UF	INIT	REG	LCMS/MS	EPA:537M	Total PFAS 3a	PFAS-Tot-3a	Y	94.08	—	—	—	ng/L	Y	—	NQ	N3B-2020-1601	CASA-20-199014	GELC
Sandia below Wetlands	—	08/21/2020	WS	F	INIT	REG	General Chemistry	EPA:365.4	Total Phosphate as Phosphorus	PO4-P	Y	1.76	—	—	0.02	mg/L	Y	—	J+	N3B-2020-1601	CASA-20-199015	GELC
Sandia below Wetlands	—	08/21/2020	WS	UF	INIT	REG	VOC	SW-846:8260B	Trichloro-1,2,2-trifluoroethane[1,1,2-]	76-13-1	N	2	—	—	2	µg/L	Y	U	U	N3B-2020-1601	CASA-20-199014	GELC
Sandia below Wetlands	—	08/21/2020	WS	UF	INIT	REG	VOC	SW-846:8260B	Trichlorobenzene[1,2,3-]	87-61-6	N	0.3	—	—	0.3	µg/L	Y	U	U	N3B-2020-1601	CASA-20-199014	GELC
Sandia below Wetlands	—	08/21/2020	WS	UF	INIT	REG	VOC	SW-846:8260B	Trichlorobenzene[1,2,4-]	120-82-1	N	0.3	—	—	0.3	µg/L	Y	U	U	N3B-2020-1601	CASA-20-199014	GELC
Sandia below Wetlands	—	08/21/2020	WS	UF	INIT	REG	SVOC	SW-846:8270D	Trichlorobenzene[1,2,4-]	120-82-1	N	2.93	—	—	2.93	µg/L	Y	U	U	N3B-2020-1601	CASA-20-199014	GELC
Sandia below Wetlands	—	08/21/2020	WS	UF	INIT	REG	VOC	SW-846:8260B	Trichloroethane[1,1,1-]	71-55-6	N	0.3	—	—	0.3	µg/L	Y	U	U	N3B-2020-1601	CASA-20-199014	GELC
Sandia below Wetlands	—	08/21/2020	WS	UF	INIT	REG	VOC	SW-846:8260B	Trichloroethane[1,1,2-]	79-00-5	N	0.3	—	—	0.3	µg/L	Y	U	U	N3B-2020-1601	CASA-20-199014	GELC
Sandia below Wetlands	—	08/21/2020	WS	UF	INIT	REG	VOC	SW-846:8260B	Trichloroethene	79-01-6	N	0.3	—	—	0.3	µg/L	Y	U	U	N3B-2020-1601	CASA-20-199014	GELC
Sandia below Wetlands	—	08/21/2020	WS	UF	INIT	REG	VOC	SW-846:8260B	Trichlorofluoromethane	75-69-4	N	0.3	—	—	0.3	µg/L	Y	U	U	N3B-2020-1601	CASA-20-199014	GELC
Sandia below Wetlands	—	08/21/2020	WS	UF	INIT	REG	SVOC	SW-846:8270D	Trichlorophenol[2,4,5-]	95-95-4	N	2.93	—	—	2.93	µg/L	Y	U	U	N3B-2020-1601	CASA-20-199014	GELC
Sandia below Wetlands	—	08/21/2020	WS	UF	INIT	REG	SVOC	SW-846:8270D	Trichlorophenol[2,4,6-]	88-06-2	N	2.93	—	—	2.93	µg/L	Y	U	U	N3B-2020-1601	CASA-20-199014	GELC
Sandia below Wetlands	—	08/21/2020	WS	UF	INIT	REG	VOC	SW-846:8260B	Trichloropropane[1,2,3-]	96-18-4	N	0.3	—	—	0.3	µg/L	Y	U	U	N3B-2020-1601	CASA-20-199014	GELC
Sandia below Wetlands	—	08/21/2020	WS	UF	INIT	REG	VOC	SW-846:8260B	Trimethylbenzene[1,2,4-]	95-63-6	N	0.3	—	—	0.3	µg/L	Y	U	U	N3B-2020-1601	CASA-20-199014	GELC
Sandia below Wetlands	—	08/21/2020	WS	UF	INIT	REG	VOC	SW-846:8260B	Trimethylbenzene[1,3,5-]	108-67-8	N	0.3	—	—	0.3	µg/L	Y	U	U	N3B-2020-1601	CASA-20-199014	GELC
Sandia below Wetlands	—	08/21/2020	WS	UF	INIT	REG	LCMS/MS High Explosives	SW-846:8330B	Trinitrobenzene[1,3,5-]	99-35-4	N	0.0792	—	—	0.0792	µg/L	Y	U	U	N3B-2020-1601	CASA-20-199014	GELC
Sandia below Wetlands	—	08/21/2020	WS	UF	INIT	REG	LCMS/MS High Explosives	SW-846:8330B	Trinitrotoluene[2,4,6-]	118-96-7	N	0.0792	—	—	0.0792	µg/L	Y	U	U	N3B-2020-1601	CASA-20-199014	GELC
Sandia below Wetlands	—	08/21/2020	WS	UF	INIT	REG	LCMS/MS High Explosives	SW-846:8330B	Tris (o-cresyl) phosphate	78-30-8	N	0.297	—	—	0.297	µg/L	Y	U	U	N3B-2020-1601	CASA-20-199014	GELC
Sandia below Wetlands	—	08/21/2020	WS	UF	INIT	REG	Inorganic	SW-846:6020B	Uranium	U	Y	0.243	—	—	0.067	µg/L	Y	—	NQ	N3B-2020-1601	CASA-20-199014	GELC
Sandia below Wetlands	—	08/21/2020	WS	F	INIT	REG	Inorganic	SW-846:6020B	Uranium	U	Y	0.268	—	—	0.067	µg/L	Y	—	NQ	N3B-2020-1601	CASA-20-199015	GELC
Sandia below Wetlands	—	08/21/2020	WS	UF	INIT	REG	RAD	HASL-300:ISOU	Uranium-234	U-234	Y	0.137	0.035	0.0999	—	pCi/L	Y	—	NQ	N3B-2020-1601	CASA-20-199014	GELC
Sandia below Wetlands	—	08/21/2020	WS	UF	INIT	REG	RAD	HASL-300:ISOU	Uranium-235/236	U-235/236	N	0.00754	0.0148	0.078	—	pCi/L	Y	U	U	N3B-2020-1601	CASA-20-199014	GELC
Sandia below Wetlands	—	08/21/2020	WS	UF	INIT	REG	RAD	HASL-300:ISOU	Uranium-238	U-238	Y	0.114	0.0299	0.0909	—	pCi/L	Y	—	NQ	N3B-2020-1601	CASA-20-199014	GELC
Sandia below Wetlands	—	08/21/2020	WS	UF	INIT	REG	Inorganic	SW-846:6010C	Vanadium	V	Y	6.85	—	—	1	µg/L	Y	—	NQ	N3B-2020-1601	CASA-20-199014	GELC
Sandia below Wetlands	—	08/21/2020	WS	F	INIT	REG	Inorganic	SW-846:6010C	Vanadium	V	Y	6.65	—	—	1	µg/L	Y	—	NQ	N3B-2020-1601	CASA-20-199015	GELC
Sandia below Wetlands	—	08/21/2020	WS	UF	INIT	REG	VOC	SW-846:8260B	Vinyl acetate	108-05-4	N	1.5	—	—	1.5	µg/L	Y	U	U	N3B-2020-1601	CASA-20-199014	GELC
Sandia below Wetlands	—	08/21/2020	WS	UF	INIT	REG	VOC	SW-846:8260B	Vinyl Chloride	75-01-4	N	0.3	—	—	0.3	µg/L	Y	U	U	N3B-2020-1601	CASA-20-199014	GELC
Sandia below Wetlands	—	08/21/2020	WS	UF	INIT	REG	VOC	SW-846:8260B	Xylene[1,2-]	95-47-6	N	0.3	—	—	0.3	µg/L	Y	U	U	N3B-2020-1601	CASA-20-199014	GELC
Sandia below Wetlands	—	08/21/2020	WS	UF	INIT	REG	VOC	SW-846:8260B	Xylene[1,3-]+Xylene[1,4-]	Xylene[m+p]	N	0.3	—	—	0.3	µg/L	Y	U	U	N3B-2020-1601	CASA-20-199014	GELC
Sandia below Wetlands	—	08/21/2020	WS	UF	INIT	REG	Inorganic	SW-846:6010C	Zinc	Zn	Y	15.7	—	—	3.3	µg/L	Y	J	J	N3B-2020-1601	CASA-20-199014	GELC

Table C-1 Analytical Results from the Periodic Monitoring Events Reported in the Periodic Monitoring Report

Location ID	Screen Depth	Sample Date	Sample Type	Field Preparation Code	Analysis Type Code	Sample Purpose	Method Category	Lab Method	Parameter Name	Parameter Code	Detected	Report Result	Lab Uncertainty	Report MDA	Report MDL	Report Unit	Best Value	Lab Qualifier	Validation Qualifier	COC #	Field Sample ID	Lab ID
Sandia below Wetlands	—	08/21/2020	WS	F	INIT	REG	Inorganic	SW-846:6010C	Zinc	Zn	Y	12.3	—	—	3.3	µg/L	Y	J	J	N3B-2020-1601	CASA-20-199015	GELC
Sandia right fork at Pwr Plant	—	08/21/2020	WS	UF	INIT	REG	LCMS/MS High Explosives	SW-846:8330B	2,4-Diamino-6-nitrotoluene	6629-29-4	N	0.495	—	—	0.495	µg/L	Y	U	U	N3B-2020-1601	CASA-20-199009	GELC
Sandia right fork at Pwr Plant	—	08/21/2020	WS	UF	INIT	REG	LCMS/MS High Explosives	SW-846:8330B	2,6-Diamino-4-nitrotoluene	59229-75-3	N	0.495	—	—	0.495	µg/L	Y	U	U	N3B-2020-1601	CASA-20-199009	GELC
Sandia right fork at Pwr Plant	—	08/21/2020	WS	UF	INIT	REG	LCMS/MS High Explosives	SW-846:8330B	3,5-Dinitroaniline	618-87-1	N	0.297	—	—	0.297	µg/L	Y	U	U	N3B-2020-1601	CASA-20-199009	GELC
Sandia right fork at Pwr Plant	—	08/21/2020	WS	UF	INIT	REG	SVOC	SW-846:8270D	Acenaphthene	83-32-9	N	0.3	—	—	0.3	µg/L	Y	U	UJ	N3B-2020-1601	CASA-20-199009	GELC
Sandia right fork at Pwr Plant	—	08/21/2020	WS	UF	INIT	REG	SVOC	SW-846:8270D	Acenaphthylene	208-96-8	N	0.3	—	—	0.3	µg/L	Y	U	UJ	N3B-2020-1601	CASA-20-199009	GELC
Sandia right fork at Pwr Plant	—	08/21/2020	WS	UF	INIT	REG	VOC	SW-846:8260B	Acetone	67-64-1	Y	3.73	—	—	1.5	µg/L	Y	J	J	N3B-2020-1601	CASA-20-199009	GELC
Sandia right fork at Pwr Plant	—	08/21/2020	WS	UF	INIT	REG	VOC	SW-846:8260B	Acetonitrile	75-05-8	N	8	—	—	8	µg/L	Y	U	U	N3B-2020-1601	CASA-20-199009	GELC
Sandia right fork at Pwr Plant	—	08/21/2020	WS	F	INIT	REG	General Chemistry	EPA:150.1	Acidity or Alkalinity of a solution	pH	Y	8.32	—	—	0.01	SU	Y	H	NQ	N3B-2020-1601	CASA-20-199012	GELC
Sandia right fork at Pwr Plant	—	08/21/2020	WS	UF	INIT	REG	VOC	SW-846:8260B	Acrolein	107-02-8	N	1.5	—	—	1.5	µg/L	Y	U	U	N3B-2020-1601	CASA-20-199009	GELC
Sandia right fork at Pwr Plant	—	08/21/2020	WS	UF	INIT	REG	VOC	SW-846:8260B	Acrylonitrile	107-13-1	N	1.5	—	—	1.5	µg/L	Y	U	U	N3B-2020-1601	CASA-20-199009	GELC
Sandia right fork at Pwr Plant	—	08/21/2020	WS	F	INIT	REG	General Chemistry	EPA:310.1	Alkalinity-CO3	ALK-CO3	N	1.45	—	—	1.45	mg/L	Y	U	U	N3B-2020-1601	CASA-20-199012	GELC
Sandia right fork at Pwr Plant	—	08/21/2020	WS	F	INIT	REG	General Chemistry	EPA:310.1	Alkalinity-CO3+HCO3	ALK-CO3+HCO3	Y	132	—	—	1.45	mg/L	Y	—	NQ	N3B-2020-1601	CASA-20-199012	GELC
Sandia right fork at Pwr Plant	—	08/21/2020	WS	UF	INIT	REG	Inorganic	SW-846:6010C	Aluminum	Al	N	68	—	—	68	µg/L	Y	U	U	N3B-2020-1601	CASA-20-199009	GELC
Sandia right fork at Pwr Plant	—	08/21/2020	WS	F	INIT	REG	Inorganic	SW-846:6010C	Aluminum	Al	N	68	—	—	68	µg/L	Y	U	U	N3B-2020-1601	CASA-20-199012	GELC
Sandia right fork at Pwr Plant	—	08/21/2020	WS	UF	INIT	REG	RAD	HASL-300:AM-241	Americium-241	Am-241	N	0.0105	0.0123	0.0465	—	pCi/L	Y	U	U	N3B-2020-1601	CASA-20-199009	GELC
Sandia right fork at Pwr Plant	—	08/21/2020	WS	UF	INIT	REG	LCMS/MS High Explosives	SW-846:8330B	Amino-2,6-dinitrotoluene[4-]	19406-51-0	N	0.0792	—	—	0.0792	µg/L	Y	U	U	N3B-2020-1601	CASA-20-199009	GELC
Sandia right fork at Pwr Plant	—	08/21/2020	WS	UF	INIT	REG	LCMS/MS High Explosives	SW-846:8330B	Amino-4,6-dinitrotoluene[2-]	35572-78-2	N	0.0792	—	—	0.0792	µg/L	Y	U	U	N3B-2020-1601	CASA-20-199009	GELC
Sandia right fork at Pwr Plant	—	08/21/2020	WS	F	INIT	REG	General Chemistry	EPA:350.1	Ammonia as Nitrogen	NH3-N	Y	0.114	—	—	0.017	mg/L	Y	—	NQ	N3B-2020-1601	CASA-20-199012	GELC
Sandia right fork at Pwr Plant	—	08/21/2020	WS	UF	INIT	REG	SVOC	SW-846:8270D	Aniline	62-53-3	N	4.2	—	—	4.2	µg/L	Y	U	UJ	N3B-2020-1601	CASA-20-199009	GELC
Sandia right fork at Pwr Plant	—	08/21/2020	WS	UF	INIT	REG	SVOC	SW-846:8270D	Anthracene	120-12-7	N	0.3	—	—	0.3	µg/L	Y	U	UJ	N3B-2020-1601	CASA-20-199009	GELC
Sandia right fork at Pwr Plant	—	08/21/2020	WS	UF	INIT	REG	Inorganic	SW-846:6020B	Antimony	Sb	N	1	—	—	1	µg/L	Y	U	U	N3B-2020-1601	CASA-20-199009	GELC
Sandia right fork at Pwr Plant	—	08/21/2020	WS	F	INIT	REG	Inorganic	SW-846:6020B	Antimony	Sb	N	1	—	—	1	µg/L	Y	U	U	N3B-2020-1601	CASA-20-199012	GELC
Sandia right fork at Pwr Plant	—	08/21/2020	WS	UF	INIT	REG	PESTPCB	SW-846:8082A	Aroclor-1016	12674-11-2	N	0.0333	—	—	0.0333	µg/L	Y	U	U	N3B-2020-1601	CASA-20-199009	GELC
Sandia right fork at Pwr Plant	—	08/21/2020	WS	UF	INIT	REG	PESTPCB	SW-846:8082A	Aroclor-1221	11104-28-2	N	0.0333	—	—	0.0333	µg/L	Y	U	U	N3B-2020-1601	CASA-20-199009	GELC
Sandia right fork at Pwr Plant	—	08/21/2020	WS	UF	INIT	REG	PESTPCB	SW-846:8082A	Aroclor-1232	11141-16-5	N	0.0333	—	—	0.0333	µg/L	Y	U	U	N3B-2020-1601	CASA-20-199009	GELC
Sandia right fork at Pwr Plant	—	08/21/2020	WS	UF	INIT	REG	PESTPCB	SW-846:8082A	Aroclor-1242	53469-21-9	N	0.0333	—	—	0.0333	µg/L	Y	U	U	N3B-2020-1601	CASA-20-199009	GELC
Sandia right fork at Pwr Plant	—	08/21/2020	WS	UF	INIT	REG	PESTPCB	SW-846:8082A	Aroclor-1248	12672-29-6	N	0.0333	—	—	0.0333	µg/L	Y	U	U	N3B-2020-1601	CASA-20-199009	GELC
Sandia right fork at Pwr Plant	—	08/21/2020	WS	UF	INIT	REG	PESTPCB	SW-846:8082A	Aroclor-1254	11097-69-1	N	0.0333	—	—	0.0333	µg/L	Y	U	U	N3B-2020-1601	CASA-20-199009	GELC
Sandia right fork at Pwr Plant	—	08/21/2020	WS	UF	INIT	REG	PESTPCB	SW-846:8082A	Aroclor-1260	11096-82-5	N	0.0333	—	—	0.0333	µg/L	Y	U	U	N3B-2020-1601	CASA-20-199009	GELC
Sandia right fork at Pwr Plant	—	08/21/2020	WS	UF	INIT	REG	PESTPCB	SW-846:8082A	Aroclor-1262	37324-23-5	N	0.0333	—	—	0.0333	µg/L	Y	U	U	N3B-2020-1601	CASA-20-199009	GELC

Table C-1 Analytical Results from the Periodic Monitoring Events Reported in the Periodic Monitoring Report

Location ID	Screen Depth	Sample Date	Sample Type	Field Preparation Code	Analysis Type Code	Sample Purpose	Method Category	Lab Method	Parameter Name	Parameter Code	Detected	Report Result	Lab Uncertainty	Report MDA	Report MDL	Report Unit	Best Value	Lab Qualifier	Validation Qualifier	COC #	Field Sample ID	Lab ID
Sandia right fork at Pwr Plant	—	08/21/2020	WS	UF	INIT	REG	Inorganic	SW-846:6020B	Arsenic	As	Y	3.73	—	—	2	µg/L	Y	J	J	N3B-2020-1601	CASA-20-199009	GELC
Sandia right fork at Pwr Plant	—	08/21/2020	WS	F	INIT	REG	Inorganic	SW-846:6020B	Arsenic	As	Y	3.25	—	—	2	µg/L	Y	J	J	N3B-2020-1601	CASA-20-199012	GELC
Sandia right fork at Pwr Plant	—	08/21/2020	WS	UF	INIT	REG	SVOC	SW-846:8270D	Atrazine	1912-24-9	N	3	—	—	3	µg/L	Y	U	UJ	N3B-2020-1601	CASA-20-199009	GELC
Sandia right fork at Pwr Plant	—	08/21/2020	WS	UF	INIT	REG	Inorganic	SW-846:6010C	Barium	Ba	Y	26.6	—	—	1	µg/L	Y	—	NQ	N3B-2020-1601	CASA-20-199009	GELC
Sandia right fork at Pwr Plant	—	08/21/2020	WS	F	INIT	REG	Inorganic	SW-846:6010C	Barium	Ba	Y	25.9	—	—	1	µg/L	Y	—	NQ	N3B-2020-1601	CASA-20-199012	GELC
Sandia right fork at Pwr Plant	—	08/21/2020	WS	UF	INIT	REG	VOC	SW-846:8260B	Benzene	71-43-2	N	0.3	—	—	0.3	µg/L	Y	U	U	N3B-2020-1601	CASA-20-199009	GELC
Sandia right fork at Pwr Plant	—	08/21/2020	WS	UF	INIT	REG	SVOC	SW-846:8270D	Benzidine	92-87-5	N	3.9	—	—	3.9	µg/L	Y	U	U	N3B-2020-1601	CASA-20-199009	GELC
Sandia right fork at Pwr Plant	—	08/21/2020	WS	UF	INIT	REG	SVOC	SW-846:8270D	Benzo(a)anthracene	56-55-3	N	0.3	—	—	0.3	µg/L	Y	U	UJ	N3B-2020-1601	CASA-20-199009	GELC
Sandia right fork at Pwr Plant	—	08/21/2020	WS	UF	INIT	REG	SVOC	SW-846:8270D	Benzo(a)pyrene	50-32-8	N	0.3	—	—	0.3	µg/L	Y	U	UJ	N3B-2020-1601	CASA-20-199009	GELC
Sandia right fork at Pwr Plant	—	08/21/2020	WS	UF	INIT	REG	SVOC	SW-846:8270D	Benzo(b)fluoranthene	205-99-2	N	0.3	—	—	0.3	µg/L	Y	U	UJ	N3B-2020-1601	CASA-20-199009	GELC
Sandia right fork at Pwr Plant	—	08/21/2020	WS	UF	INIT	REG	SVOC	SW-846:8270D	Benzo(g,h,i)perylene	191-24-2	N	0.3	—	—	0.3	µg/L	Y	U	U	N3B-2020-1601	CASA-20-199009	GELC
Sandia right fork at Pwr Plant	—	08/21/2020	WS	UF	INIT	REG	SVOC	SW-846:8270D	Benzo(k)fluoranthene	207-08-9	N	0.3	—	—	0.3	µg/L	Y	U	UJ	N3B-2020-1601	CASA-20-199009	GELC
Sandia right fork at Pwr Plant	—	08/21/2020	WS	UF	INIT	REG	SVOC	SW-846:8270D	Benzoic Acid	65-85-0	N	6	—	—	6	µg/L	Y	U	UJ	N3B-2020-1601	CASA-20-199009	GELC
Sandia right fork at Pwr Plant	—	08/21/2020	WS	UF	INIT	REG	SVOC	SW-846:8270D	Benzyl Alcohol	100-51-6	N	3	—	—	3	µg/L	Y	U	UJ	N3B-2020-1601	CASA-20-199009	GELC
Sandia right fork at Pwr Plant	—	08/21/2020	WS	UF	INIT	REG	Inorganic	SW-846:6010C	Beryllium	Be	N	1	—	—	1	µg/L	Y	U	U	N3B-2020-1601	CASA-20-199009	GELC
Sandia right fork at Pwr Plant	—	08/21/2020	WS	F	INIT	REG	Inorganic	SW-846:6010C	Beryllium	Be	N	1	—	—	1	µg/L	Y	U	U	N3B-2020-1601	CASA-20-199012	GELC
Sandia right fork at Pwr Plant	—	08/21/2020	WS	UF	INIT	REG	SVOC	SW-846:8270D	Bis(2-chloroethoxy)methane	111-91-1	N	3	—	—	3	µg/L	Y	U	UJ	N3B-2020-1601	CASA-20-199009	GELC
Sandia right fork at Pwr Plant	—	08/21/2020	WS	UF	INIT	REG	SVOC	SW-846:8270D	Bis(2-chloroethyl)ether	111-44-4	N	3	—	—	3	µg/L	Y	U	UJ	N3B-2020-1601	CASA-20-199009	GELC
Sandia right fork at Pwr Plant	—	08/21/2020	WS	UF	INIT	REG	SVOC	SW-846:8270D	Bis(2-ethylhexyl)phthalate	117-81-7	N	0.3	—	—	0.3	µg/L	Y	U	UJ	N3B-2020-1601	CASA-20-199009	GELC
Sandia right fork at Pwr Plant	—	08/21/2020	WS	UF	INIT	REG	Inorganic	SW-846:6010C	Boron	B	Y	150	—	—	15	µg/L	Y	—	NQ	N3B-2020-1601	CASA-20-199009	GELC
Sandia right fork at Pwr Plant	—	08/21/2020	WS	F	INIT	REG	Inorganic	SW-846:6010C	Boron	B	Y	148	—	—	15	µg/L	Y	—	NQ	N3B-2020-1601	CASA-20-199012	GELC
Sandia right fork at Pwr Plant	—	08/21/2020	WS	F	INIT	REG	General Chemistry	EPA:300.0	Bromide	Br(-1)	Y	0.934	—	—	0.067	mg/L	Y	—	NQ	N3B-2020-1601	CASA-20-199012	GELC
Sandia right fork at Pwr Plant	—	08/21/2020	WS	UF	INIT	REG	VOC	SW-846:8260B	Bromobenzene	108-86-1	N	0.3	—	—	0.3	µg/L	Y	U	U	N3B-2020-1601	CASA-20-199009	GELC
Sandia right fork at Pwr Plant	—	08/21/2020	WS	UF	INIT	REG	VOC	SW-846:8260B	Bromochloromethane	74-97-5	N	0.3	—	—	0.3	µg/L	Y	U	U	N3B-2020-1601	CASA-20-199009	GELC
Sandia right fork at Pwr Plant	—	08/21/2020	WS	UF	INIT	REG	VOC	SW-846:8260B	Bromodichloromethane	75-27-4	Y	0.43	—	—	0.3	µg/L	Y	J	J	N3B-2020-1601	CASA-20-199009	GELC
Sandia right fork at Pwr Plant	—	08/21/2020	WS	UF	INIT	REG	VOC	SW-846:8260B	Bromoform	75-25-2	Y	1.38	—	—	0.3	µg/L	Y	—	NQ	N3B-2020-1601	CASA-20-199009	GELC
Sandia right fork at Pwr Plant	—	08/21/2020	WS	UF	INIT	REG	VOC	SW-846:8260B	Bromomethane	74-83-9	N	0.3	—	—	0.3	µg/L	Y	U	U	N3B-2020-1601	CASA-20-199009	GELC
Sandia right fork at Pwr Plant	—	08/21/2020	WS	UF	INIT	REG	SVOC	SW-846:8270D	Bromophenyl-phenylether[4-]	101-55-3	N	3	—	—	3	µg/L	Y	U	UJ	N3B-2020-1601	CASA-20-199009	GELC
Sandia right fork at Pwr Plant	—	08/21/2020	WS	UF	INIT	REG	VOC	SW-846:8260B	Butanol[1-]	71-36-3	N	15	—	—	15	µg/L	Y	U	U	N3B-2020-1601	CASA-20-199009	GELC
Sandia right fork at Pwr Plant	—	08/21/2020	WS	UF	INIT	REG	VOC	SW-846:8260B	Butanone[2-]	78-93-3	N	1.5	—	—	1.5	µg/L	Y	U	U	N3B-2020-1601	CASA-20-199009	GELC
Sandia right fork at Pwr Plant	—	08/21/2020	WS	UF	INIT	REG	VOC	SW-846:8260B	Butylbenzene[n-]	104-51-8	N	0.3	—	—	0.3	µg/L	Y	U	U	N3B-2020-1601	CASA-20-199009	GELC

Table C-1 Analytical Results from the Periodic Monitoring Events Reported in the Periodic Monitoring Report

Location ID	Screen Depth	Sample Date	Sample Type	Field Preparation Code	Analysis Type Code	Sample Purpose	Method Category	Lab Method	Parameter Name	Parameter Code	Detected	Report Result	Lab Uncertainty	Report MDA	Report MDL	Report Unit	Best Value	Lab Qualifier	Validation Qualifier	COC #	Field Sample ID	Lab ID
Sandia right fork at Pwr Plant	—	08/21/2020	WS	UF	INIT	REG	VOC	SW-846:8260B	Butylbenzene[sec-]	135-98-8	N	0.3	—	—	0.3	µg/L	Y	U	U	N3B-2020-1601	CASA-20-199009	GELC
Sandia right fork at Pwr Plant	—	08/21/2020	WS	UF	INIT	REG	VOC	SW-846:8260B	Butylbenzene[tert-]	98-06-6	N	0.3	—	—	0.3	µg/L	Y	U	U	N3B-2020-1601	CASA-20-199009	GELC
Sandia right fork at Pwr Plant	—	08/21/2020	WS	UF	INIT	REG	SVOC	SW-846:8270D	Butylbenzylphthalate	85-68-7	N	0.3	—	—	0.3	µg/L	Y	U	UJ	N3B-2020-1601	CASA-20-199009	GELC
Sandia right fork at Pwr Plant	—	08/21/2020	WS	UF	INIT	REG	Inorganic	SW-846:6020B	Cadmium	Cd	N	0.3	—	—	0.3	µg/L	Y	U	U	N3B-2020-1601	CASA-20-199009	GELC
Sandia right fork at Pwr Plant	—	08/21/2020	WS	F	INIT	REG	Inorganic	SW-846:6020B	Cadmium	Cd	N	0.3	—	—	0.3	µg/L	Y	U	U	N3B-2020-1601	CASA-20-199012	GELC
Sandia right fork at Pwr Plant	—	08/21/2020	WS	UF	INIT	REG	Inorganic	SW-846:6010C	Calcium	Ca	Y	18	—	—	0.05	mg/L	Y	—	NQ	N3B-2020-1601	CASA-20-199009	GELC
Sandia right fork at Pwr Plant	—	08/21/2020	WS	F	INIT	REG	Inorganic	SW-846:6010C	Calcium	Ca	Y	18.4	—	—	0.05	mg/L	Y	—	NQ	N3B-2020-1601	CASA-20-199012	GELC
Sandia right fork at Pwr Plant	—	08/21/2020	WS	UF	INIT	REG	VOC	SW-846:8260B	Carbon Disulfide	75-15-0	N	1.5	—	—	1.5	µg/L	Y	U	U	N3B-2020-1601	CASA-20-199009	GELC
Sandia right fork at Pwr Plant	—	08/21/2020	WS	UF	INIT	REG	VOC	SW-846:8260B	Carbon Tetrachloride	56-23-5	N	0.3	—	—	0.3	µg/L	Y	U	U	N3B-2020-1601	CASA-20-199009	GELC
Sandia right fork at Pwr Plant	—	08/21/2020	WS	UF	INIT	REG	RAD	EPA:901.1	Cesium-137	Cs-137	N	-0.0438	1.24	4.76	—	pCi/L	Y	U	U	N3B-2020-1601	CASA-20-199009	GELC
Sandia right fork at Pwr Plant	—	08/21/2020	WS	F	INIT	REG	General Chemistry	EPA:300.0	Chloride	Cl(-1)	Y	48.4	—	—	0.67	mg/L	Y	—	NQ	N3B-2020-1601	CASA-20-199012	GELC
Sandia right fork at Pwr Plant	—	08/21/2020	WS	UF	INIT	REG	VOC	SW-846:8260B	Chloro-1,3-butadiene[2-]	126-99-8	N	0.3	—	—	0.3	µg/L	Y	U	U	N3B-2020-1601	CASA-20-199009	GELC
Sandia right fork at Pwr Plant	—	08/21/2020	WS	UF	INIT	REG	VOC	SW-846:8260B	Chloro-1-propene[3-]	107-05-1	N	1.5	—	—	1.5	µg/L	Y	U	U	N3B-2020-1601	CASA-20-199009	GELC
Sandia right fork at Pwr Plant	—	08/21/2020	WS	UF	INIT	REG	SVOC	SW-846:8270D	Chloro-3-methylphenol[4-]	59-50-7	N	3	—	—	3	µg/L	Y	U	UJ	N3B-2020-1601	CASA-20-199009	GELC
Sandia right fork at Pwr Plant	—	08/21/2020	WS	UF	INIT	REG	SVOC	SW-846:8270D	Chloroaniline[4-]	106-47-8	N	3.3	—	—	3.3	µg/L	Y	U	UJ	N3B-2020-1601	CASA-20-199009	GELC
Sandia right fork at Pwr Plant	—	08/21/2020	WS	UF	INIT	REG	VOC	SW-846:8260B	Chlorobenzene	108-90-7	N	0.3	—	—	0.3	µg/L	Y	U	U	N3B-2020-1601	CASA-20-199009	GELC
Sandia right fork at Pwr Plant	—	08/21/2020	WS	UF	INIT	REG	VOC	SW-846:8260B	Chlorodibromomethane	124-48-1	Y	1.34	—	—	0.3	µg/L	Y	—	NQ	N3B-2020-1601	CASA-20-199009	GELC
Sandia right fork at Pwr Plant	—	08/21/2020	WS	UF	INIT	REG	VOC	SW-846:8260B	Chloroethane	75-00-3	N	0.3	—	—	0.3	µg/L	Y	U	U	N3B-2020-1601	CASA-20-199009	GELC
Sandia right fork at Pwr Plant	—	08/21/2020	WS	UF	INIT	REG	VOC	SW-846:8260B	Chloroform	67-66-3	N	0.3	—	—	0.3	µg/L	Y	U	U	N3B-2020-1601	CASA-20-199009	GELC
Sandia right fork at Pwr Plant	—	08/21/2020	WS	UF	INIT	REG	VOC	SW-846:8260B	Chloromethane	74-87-3	N	0.3	—	—	0.3	µg/L	Y	U	U	N3B-2020-1601	CASA-20-199009	GELC
Sandia right fork at Pwr Plant	—	08/21/2020	WS	UF	INIT	REG	SVOC	SW-846:8270D	Chloronaphthalene[2-]	91-58-7	N	0.41	—	—	0.41	µg/L	Y	U	UJ	N3B-2020-1601	CASA-20-199009	GELC
Sandia right fork at Pwr Plant	—	08/21/2020	WS	UF	INIT	REG	SVOC	SW-846:8270D	Chlorophenol[2-]	95-57-8	N	3	—	—	3	µg/L	Y	U	UJ	N3B-2020-1601	CASA-20-199009	GELC
Sandia right fork at Pwr Plant	—	08/21/2020	WS	UF	INIT	REG	SVOC	SW-846:8270D	Chlorophenyl-phenyl[4-] Ether	7005-72-3	N	3	—	—	3	µg/L	Y	U	UJ	N3B-2020-1601	CASA-20-199009	GELC
Sandia right fork at Pwr Plant	—	08/21/2020	WS	UF	INIT	REG	VOC	SW-846:8260B	Chlorotoluene[2-]	95-49-8	N	0.3	—	—	0.3	µg/L	Y	U	U	N3B-2020-1601	CASA-20-199009	GELC
Sandia right fork at Pwr Plant	—	08/21/2020	WS	UF	INIT	REG	VOC	SW-846:8260B	Chlorotoluene[4-]	106-43-4	N	0.3	—	—	0.3	µg/L	Y	U	U	N3B-2020-1601	CASA-20-199009	GELC
Sandia right fork at Pwr Plant	—	08/21/2020	WS	UF	INIT	REG	Inorganic	SW-846:6020B	Chromium	Cr	Y	3.6	—	—	3	µg/L	Y	J	J	N3B-2020-1601	CASA-20-199009	GELC
Sandia right fork at Pwr Plant	—	08/21/2020	WS	F	INIT	REG	Inorganic	SW-846:6020B	Chromium	Cr	Y	3.31	—	—	3	µg/L	Y	J	J	N3B-2020-1601	CASA-20-199012	GELC
Sandia right fork at Pwr Plant	—	08/21/2020	WS	UF	INIT	REG	SVOC	SW-846:8270D	Chrysene	218-01-9	N	0.3	—	—	0.3	µg/L	Y	U	UJ	N3B-2020-1601	CASA-20-199009	GELC
Sandia right fork at Pwr Plant	—	08/21/2020	WS	UF	INIT	REG	Inorganic	SW-846:6010C	Cobalt	Co	N	1	—	—	1	µg/L	Y	U	U	N3B-2020-1601	CASA-20-199009	GELC
Sandia right fork at Pwr Plant	—	08/21/2020	WS	F	INIT	REG	Inorganic	SW-846:6010C	Cobalt	Co	N	1	—	—	1	µg/L	Y	U	U	N3B-2020-1601	CASA-20-199012	GELC
Sandia right fork at Pwr Plant	—	08/21/2020	WS	UF	INIT	REG	RAD	EPA:901.1	Cobalt-60	Co-60	N	-0.324	1.16	4.51	—	pCi/L	Y	U	U	N3B-2020-1601	CASA-20-199009	GELC

Table C-1 Analytical Results from the Periodic Monitoring Events Reported in the Periodic Monitoring Report

Location ID	Screen Depth	Sample Date	Sample Type	Field Preparation Code	Analysis Type Code	Sample Purpose	Method Category	Lab Method	Parameter Name	Parameter Code	Detected	Report Result	Lab Uncertainty	Report MDA	Report MDL	Report Unit	Best Value	Lab Qualifier	Validation Qualifier	COC #	Field Sample ID	Lab ID
Sandia right fork at Pwr Plant	—	08/21/2020	WS	UF	INIT	REG	Inorganic	SW-846:6010C	Copper	Cu	Y	3.84	—	—	3	µg/L	Y	J	J	N3B-2020-1601	CASA-20-199009	GELC
Sandia right fork at Pwr Plant	—	08/21/2020	WS	F	INIT	REG	Inorganic	SW-846:6010C	Copper	Cu	Y	3.37	—	—	3	µg/L	Y	J	J	N3B-2020-1601	CASA-20-199012	GELC
Sandia right fork at Pwr Plant	—	08/21/2020	WS	UF	INIT	REG	Inorganic	EPA:335.4	Cyanide (Total)	CN(TOTAL)	N	0.00167	—	—	0.00167	mg/L	Y	U	U	N3B-2020-1601	CASA-20-199009	GELC
Sandia right fork at Pwr Plant	—	08/21/2020	WS	UF	INIT	REG	SVOC	SW-846:8270D	Di-n-butylphthalate	84-74-2	N	0.3	—	—	0.3	µg/L	Y	U	UJ	N3B-2020-1601	CASA-20-199009	GELC
Sandia right fork at Pwr Plant	—	08/21/2020	WS	UF	INIT	REG	SVOC	SW-846:8270D	Di-n-octylphthalate	117-84-0	N	0.3	—	—	0.3	µg/L	Y	U	UJ	N3B-2020-1601	CASA-20-199009	GELC
Sandia right fork at Pwr Plant	—	08/21/2020	WS	UF	INIT	REG	SVOC	SW-846:8270D	Dibenz(a,h)anthracene	53-70-3	N	0.3	—	—	0.3	µg/L	Y	U	UJ	N3B-2020-1601	CASA-20-199009	GELC
Sandia right fork at Pwr Plant	—	08/21/2020	WS	UF	INIT	REG	SVOC	SW-846:8270D	Dibenzofuran	132-64-9	N	3	—	—	3	µg/L	Y	U	UJ	N3B-2020-1601	CASA-20-199009	GELC
Sandia right fork at Pwr Plant	—	08/21/2020	WS	UF	INIT	REG	VOC	SW-846:8260B	Dibromo-3-Chloropropane[1,2-]	96-12-8	N	0.5	—	—	0.5	µg/L	Y	U	U	N3B-2020-1601	CASA-20-199009	GELC
Sandia right fork at Pwr Plant	—	08/21/2020	WS	UF	INIT	REG	VOC	SW-846:8260B	Dibromoethane[1,2-]	106-93-4	N	0.3	—	—	0.3	µg/L	Y	U	U	N3B-2020-1601	CASA-20-199009	GELC
Sandia right fork at Pwr Plant	—	08/21/2020	WS	UF	INIT	REG	VOC	SW-846:8260B	Dibromomethane	74-95-3	N	0.3	—	—	0.3	µg/L	Y	U	U	N3B-2020-1601	CASA-20-199009	GELC
Sandia right fork at Pwr Plant	—	08/21/2020	WS	UF	INIT	REG	VOC	SW-846:8260B	Dichlorobenzene[1,2-]	95-50-1	N	0.3	—	—	0.3	µg/L	Y	U	U	N3B-2020-1601	CASA-20-199009	GELC
Sandia right fork at Pwr Plant	—	08/21/2020	WS	UF	INIT	REG	SVOC	SW-846:8270D	Dichlorobenzene[1,2-]	95-50-1	N	3	—	—	3	µg/L	Y	U	UJ	N3B-2020-1601	CASA-20-199009	GELC
Sandia right fork at Pwr Plant	—	08/21/2020	WS	UF	INIT	REG	SVOC	SW-846:8270D	Dichlorobenzene[1,3-]	541-73-1	N	3	—	—	3	µg/L	Y	U	UJ	N3B-2020-1601	CASA-20-199009	GELC
Sandia right fork at Pwr Plant	—	08/21/2020	WS	UF	INIT	REG	VOC	SW-846:8260B	Dichlorobenzene[1,3-]	541-73-1	N	0.3	—	—	0.3	µg/L	Y	U	U	N3B-2020-1601	CASA-20-199009	GELC
Sandia right fork at Pwr Plant	—	08/21/2020	WS	UF	INIT	REG	SVOC	SW-846:8270D	Dichlorobenzene[1,4-]	106-46-7	N	3	—	—	3	µg/L	Y	U	UJ	N3B-2020-1601	CASA-20-199009	GELC
Sandia right fork at Pwr Plant	—	08/21/2020	WS	UF	INIT	REG	VOC	SW-846:8260B	Dichlorobenzene[1,4-]	106-46-7	N	0.3	—	—	0.3	µg/L	Y	U	U	N3B-2020-1601	CASA-20-199009	GELC
Sandia right fork at Pwr Plant	—	08/21/2020	WS	UF	INIT	REG	SVOC	SW-846:8270D	Dichlorobenzidine[3,3'-]	91-94-1	N	3	—	—	3	µg/L	Y	U	UJ	N3B-2020-1601	CASA-20-199009	GELC
Sandia right fork at Pwr Plant	—	08/21/2020	WS	UF	INIT	REG	VOC	SW-846:8260B	Dichlorodifluoromethane	75-71-8	N	0.3	—	—	0.3	µg/L	Y	U	U	N3B-2020-1601	CASA-20-199009	GELC
Sandia right fork at Pwr Plant	—	08/21/2020	WS	UF	INIT	REG	VOC	SW-846:8260B	Dichloroethane[1,1-]	75-34-3	N	0.3	—	—	0.3	µg/L	Y	U	U	N3B-2020-1601	CASA-20-199009	GELC
Sandia right fork at Pwr Plant	—	08/21/2020	WS	UF	INIT	REG	VOC	SW-846:8260B	Dichloroethane[1,2-]	107-06-2	N	0.3	—	—	0.3	µg/L	Y	U	U	N3B-2020-1601	CASA-20-199009	GELC
Sandia right fork at Pwr Plant	—	08/21/2020	WS	UF	INIT	REG	VOC	SW-846:8260B	Dichloroethene[1,1-]	75-35-4	N	0.3	—	—	0.3	µg/L	Y	U	U	N3B-2020-1601	CASA-20-199009	GELC
Sandia right fork at Pwr Plant	—	08/21/2020	WS	UF	INIT	REG	VOC	SW-846:8260B	Dichloroethene[cis-1,2-]	156-59-2	N	0.3	—	—	0.3	µg/L	Y	U	U	N3B-2020-1601	CASA-20-199009	GELC
Sandia right fork at Pwr Plant	—	08/21/2020	WS	UF	INIT	REG	VOC	SW-846:8260B	Dichloroethene[trans-1,2-]	156-60-5	N	0.3	—	—	0.3	µg/L	Y	U	U	N3B-2020-1601	CASA-20-199009	GELC
Sandia right fork at Pwr Plant	—	08/21/2020	WS	UF	INIT	REG	SVOC	SW-846:8270D	Dichlorophenol[2,4-]	120-83-2	N	3	—	—	3	µg/L	Y	U	UJ	N3B-2020-1601	CASA-20-199009	GELC
Sandia right fork at Pwr Plant	—	08/21/2020	WS	UF	INIT	REG	VOC	SW-846:8260B	Dichloropropane[1,2-]	78-87-5	N	0.3	—	—	0.3	µg/L	Y	U	U	N3B-2020-1601	CASA-20-199009	GELC
Sandia right fork at Pwr Plant	—	08/21/2020	WS	UF	INIT	REG	VOC	SW-846:8260B	Dichloropropane[1,3-]	142-28-9	N	0.3	—	—	0.3	µg/L	Y	U	U	N3B-2020-1601	CASA-20-199009	GELC
Sandia right fork at Pwr Plant	—	08/21/2020	WS	UF	INIT	REG	VOC	SW-846:8260B	Dichloropropane[2,2-]	594-20-7	N	0.3	—	—	0.3	µg/L	Y	U	U	N3B-2020-1601	CASA-20-199009	GELC
Sandia right fork at Pwr Plant	—	08/21/2020	WS	UF	INIT	REG	VOC	SW-846:8260B	Dichloropropene[1,1-]	563-58-6	N	0.3	—	—	0.3	µg/L	Y	U	U	N3B-2020-1601	CASA-20-199009	GELC
Sandia right fork at Pwr Plant	—	08/21/2020	WS	UF	INIT	REG	VOC	SW-846:8260B	Dichloropropene[cis-1,3-]	10061-01-5	N	0.3	—	—	0.3	µg/L	Y	U	U	N3B-2020-1601	CASA-20-199009	GELC
Sandia right fork at Pwr Plant	—	08/21/2020	WS	UF	INIT	REG	VOC	SW-846:8260B	Dichloropropene[trans-1,3-]	10061-02-6	N	0.3	—	—	0.3	µg/L	Y	U	U	N3B-2020-1601	CASA-20-199009	GELC
Sandia right fork at Pwr Plant	—	08/21/2020	WS	UF	INIT	REG	VOC	SW-846:8260B	Diethyl Ether	60-29-7	N	0.3	—	—	0.3	µg/L	Y	U	U	N3B-2020-1601	CASA-20-199009	GELC

Table C-1 Analytical Results from the Periodic Monitoring Events Reported in the Periodic Monitoring Report

Location ID	Screen Depth	Sample Date	Sample Type	Field Preparation Code	Analysis Type Code	Sample Purpose	Method Category	Lab Method	Parameter Name	Parameter Code	Detected	Report Result	Lab Uncertainty	Report MDA	Report MDL	Report Unit	Best Value	Lab Qualifier	Validation Qualifier	COC #	Field Sample ID	Lab ID
Sandia right fork at Pwr Plant	—	08/21/2020	WS	UF	INIT	REG	SVOC	SW-846:8270D	Diethylphthalate	84-66-2	N	0.3	—	—	0.3	µg/L	Y	U	UJ	N3B-2020-1601	CASA-20-199009	GELC
Sandia right fork at Pwr Plant	—	08/21/2020	WS	UF	INIT	REG	SVOC	SW-846:8270D	Dimethyl Phthalate	131-11-3	N	0.3	—	—	0.3	µg/L	Y	U	UJ	N3B-2020-1601	CASA-20-199009	GELC
Sandia right fork at Pwr Plant	—	08/21/2020	WS	UF	INIT	REG	SVOC	SW-846:8270D	Dimethylphenol[2,4-]	105-67-9	N	3	—	—	3	µg/L	Y	U	UJ	N3B-2020-1601	CASA-20-199009	GELC
Sandia right fork at Pwr Plant	—	08/21/2020	WS	UF	INIT	REG	SVOC	SW-846:8270D	Dinitro-2-methylphenol[4,6-]	534-52-1	N	3	—	—	3	µg/L	Y	U	UJ	N3B-2020-1601	CASA-20-199009	GELC
Sandia right fork at Pwr Plant	—	08/21/2020	WS	UF	INIT	REG	LCMS/MS High Explosives	SW-846:8330B	Dinitrobenzene[1,3-]	99-65-0	N	0.0792	—	—	0.0792	µg/L	Y	U	U	N3B-2020-1601	CASA-20-199009	GELC
Sandia right fork at Pwr Plant	—	08/21/2020	WS	UF	INIT	REG	SVOC	SW-846:8270D	Dinitrophenol[2,4-]	51-28-5	N	5	—	—	5	µg/L	Y	U	UJ	N3B-2020-1601	CASA-20-199009	GELC
Sandia right fork at Pwr Plant	—	08/21/2020	WS	UF	INIT	REG	LCMS/MS High Explosives	SW-846:8330B	Dinitrotoluene[2,4-]	121-14-2	N	0.0792	—	—	0.0792	µg/L	Y	U	U	N3B-2020-1601	CASA-20-199009	GELC
Sandia right fork at Pwr Plant	—	08/21/2020	WS	UF	INIT	REG	SVOC	SW-846:8270D	Dinitrotoluene[2,4-]	121-14-2	N	3	—	—	3	µg/L	Y	U	UJ	N3B-2020-1601	CASA-20-199009	GELC
Sandia right fork at Pwr Plant	—	08/21/2020	WS	UF	INIT	REG	LCMS/MS High Explosives	SW-846:8330B	Dinitrotoluene[2,6-]	606-20-2	N	0.0792	—	—	0.0792	µg/L	Y	U	U	N3B-2020-1601	CASA-20-199009	GELC
Sandia right fork at Pwr Plant	—	08/21/2020	WS	UF	INIT	REG	SVOC	SW-846:8270D	Dinitrotoluene[2,6-]	606-20-2	N	3	—	—	3	µg/L	Y	U	UJ	N3B-2020-1601	CASA-20-199009	GELC
Sandia right fork at Pwr Plant	—	08/21/2020	WS	UF	INIT	REG	SVOC	SW-846:8270D	Dinoseb	88-85-7	N	3	—	—	3	µg/L	Y	U	UJ	N3B-2020-1601	CASA-20-199009	GELC
Sandia right fork at Pwr Plant	—	08/21/2020	WS	UF	INIT	REG	SVOC	SW-846:8270D	Dioxane[1,4-]	123-91-1	N	3	—	—	3	µg/L	Y	U	UJ	N3B-2020-1601	CASA-20-199009	GELC
Sandia right fork at Pwr Plant	—	08/21/2020	WS	UF	INIT	REG	SVOC	SW-846:8270E_SIM	Dioxane[1,4-]	123-91-1	N	0.1	—	—	0.1	µg/L	Y	U	U	N3B-2020-1601	CASA-20-199009	GELC
Sandia right fork at Pwr Plant	—	08/21/2020	WS	UF	INIT	REG	SVOC	SW-846:8270D	Diphenylamine	122-39-4	N	3	—	—	3	µg/L	Y	U	UJ	N3B-2020-1601	CASA-20-199009	GELC
Sandia right fork at Pwr Plant	—	08/21/2020	WS	UF	INIT	REG	SVOC	SW-846:8270D	Diphenylhydrazine[1,2-]	122-66-7	N	3	—	—	3	µg/L	Y	U	UJ	N3B-2020-1601	CASA-20-199009	GELC
Sandia right fork at Pwr Plant	—	08/21/2020	WS	UF	INIT	REG	VOC	SW-846:8260B	Ethyl Methacrylate	97-63-2	N	1.5	—	—	1.5	µg/L	Y	U	U	N3B-2020-1601	CASA-20-199009	GELC
Sandia right fork at Pwr Plant	—	08/21/2020	WS	UF	INIT	REG	VOC	SW-846:8260B	Ethylbenzene	100-41-4	N	0.3	—	—	0.3	µg/L	Y	U	U	N3B-2020-1601	CASA-20-199009	GELC
Sandia right fork at Pwr Plant	—	08/21/2020	WS	UF	INIT	REG	SVOC	SW-846:8270D	Fluoranthene	206-44-0	N	0.3	—	—	0.3	µg/L	Y	U	UJ	N3B-2020-1601	CASA-20-199009	GELC
Sandia right fork at Pwr Plant	—	08/21/2020	WS	UF	INIT	REG	SVOC	SW-846:8270D	Fluorene	86-73-7	N	0.3	—	—	0.3	µg/L	Y	U	UJ	N3B-2020-1601	CASA-20-199009	GELC
Sandia right fork at Pwr Plant	—	08/21/2020	WS	F	INIT	REG	General Chemistry	EPA:300.0	Fluoride	F(-1)	Y	0.262	—	—	0.033	mg/L	Y	—	NQ	N3B-2020-1601	CASA-20-199012	GELC
Sandia right fork at Pwr Plant	—	08/21/2020	WS	UF	INIT	REG	RAD	EPA:900	Gross alpha	GROSSA	N	0.538	0.725	2.73	—	pCi/L	Y	U	U	N3B-2020-1601	CASA-20-199009	GELC
Sandia right fork at Pwr Plant	—	08/21/2020	WS	UF	INIT	REG	RAD	EPA:900	Gross beta	GROSSB	Y	9.72	1.17	2.12	—	pCi/L	Y	—	NQ	N3B-2020-1601	CASA-20-199009	GELC
Sandia right fork at Pwr Plant	—	08/21/2020	WS	UF	INIT	REG	Inorganic	SM:A2340B	Hardness	HARDNESS	Y	69.5	—	—	0.453	mg/L	Y	—	NQ	N3B-2020-1601	CASA-20-199009	GELC
Sandia right fork at Pwr Plant	—	08/21/2020	WS	F	INIT	REG	Inorganic	SM:A2340B	Hardness	HARDNESS	Y	70.3	—	—	0.453	mg/L	Y	—	NQ	N3B-2020-1601	CASA-20-199012	GELC
Sandia right fork at Pwr Plant	—	08/21/2020	WS	UF	INIT	REG	HRGC/HRMS	SW-846:8290A	Heptachlorodibenzodioxin[1,2,3,4,6,7,8-]	35822-46-9	N	0.00000507	—	—	0.0000182	µg/L	Y	U	U	N3B-2020-1603	CASA-20-199009	CFA
Sandia right fork at Pwr Plant	—	08/21/2020	WS	UF	INIT	REG	HRGC/HRMS	SW-846:8290A	Heptachlorodibenzodioxins (Total)	37871-00-4	N	0	—	—	—	µg/L	Y	U	U	N3B-2020-1603	CASA-20-199009	CFA
Sandia right fork at Pwr Plant	—	08/21/2020	WS	UF	INIT	REG	HRGC/HRMS	SW-846:8290A	Heptachlorodibenzofuran[1,2,3,4,6,7,8-]	67562-39-4	N	0.00000507	—	—	0.0000133	µg/L	Y	U	U	N3B-2020-1603	CASA-20-199009	CFA
Sandia right fork at Pwr Plant	—	08/21/2020	WS	UF	INIT	REG	HRGC/HRMS	SW-846:8290A	Heptachlorodibenzofuran[1,2,3,4,7,8,9-]	55673-89-7	N	0.00000507	—	—	0.0000154	µg/L	Y	U	U	N3B-2020-1603	CASA-20-199009	CFA
Sandia right fork at Pwr Plant	—	08/21/2020	WS	UF	INIT	REG	HRGC/HRMS	SW-846:8290A	Heptachlorodibenzofurans (Total)	38998-75-3	N	0	—	—	—	µg/L	Y	U	U	N3B-2020-1603	CASA-20-199009	CFA
Sandia right fork at Pwr Plant	—	08/21/2020	WS	UF	INIT	REG	SVOC	SW-846:8270D	Hexachlorobenzene	118-74-1	N	3	—	—	3	µg/L	Y	U	UJ	N3B-2020-1601	CASA-20-199009	GELC
Sandia right fork at Pwr Plant	—	08/21/2020	WS	UF	INIT	REG	VOC	SW-846:8260B	Hexachlorobutadiene	87-68-3	N	0.3	—	—	0.3	µg/L	Y	U	U	N3B-2020-1601	CASA-20-199009	GELC

Table C-1 Analytical Results from the Periodic Monitoring Events Reported in the Periodic Monitoring Report

Location ID	Screen Depth	Sample Date	Sample Type	Field Preparation Code	Analysis Type Code	Sample Purpose	Method Category	Lab Method	Parameter Name	Parameter Code	Detected	Report Result	Lab Uncertainty	Report MDA	Report MDL	Report Unit	Best Value	Lab Qualifier	Validation Qualifier	COC #	Field Sample ID	Lab ID
Sandia right fork at Pwr Plant	—	08/21/2020	WS	UF	INIT	REG	SVOC	SW-846:8270D	Hexachlorobutadiene	87-68-3	N	3	—	—	3	µg/L	Y	U	UJ	N3B-2020-1601	CASA-20-199009	GELC
Sandia right fork at Pwr Plant	—	08/21/2020	WS	UF	INIT	REG	SVOC	SW-846:8270D	Hexachlorocyclopentadiene	77-47-4	N	3	—	—	3	µg/L	Y	U	UJ	N3B-2020-1601	CASA-20-199009	GELC
Sandia right fork at Pwr Plant	—	08/21/2020	WS	UF	INIT	REG	HRGC/HRMS	SW-846:8290A	Hexachlorodibenzodioxin[1,2,3,4,7,8-]	39227-28-6	N	0.00000507	—	—	0.0000219	µg/L	Y	U	U	N3B-2020-1603	CASA-20-199009	CFA
Sandia right fork at Pwr Plant	—	08/21/2020	WS	UF	INIT	REG	HRGC/HRMS	SW-846:8290A	Hexachlorodibenzodioxin[1,2,3,6,7,8-]	57653-85-7	N	0.00000507	—	—	0.0000174	µg/L	Y	U	U	N3B-2020-1603	CASA-20-199009	CFA
Sandia right fork at Pwr Plant	—	08/21/2020	WS	UF	INIT	REG	HRGC/HRMS	SW-846:8290A	Hexachlorodibenzodioxin[1,2,3,7,8,9-]	19408-74-3	N	0.00000507	—	—	0.00002	µg/L	Y	U	U	N3B-2020-1603	CASA-20-199009	CFA
Sandia right fork at Pwr Plant	—	08/21/2020	WS	UF	INIT	REG	HRGC/HRMS	SW-846:8290A	Hexachlorodibenzodioxins (Total)	34465-46-8	N	0	—	—	—	µg/L	Y	U	U	N3B-2020-1603	CASA-20-199009	CFA
Sandia right fork at Pwr Plant	—	08/21/2020	WS	UF	INIT	REG	HRGC/HRMS	SW-846:8290A	Hexachlorodibenzofuran[1,2,3,4,7,8-]	70648-26-9	N	0.00000507	—	—	0.0000164	µg/L	Y	U	U	N3B-2020-1603	CASA-20-199009	CFA
Sandia right fork at Pwr Plant	—	08/21/2020	WS	UF	INIT	REG	HRGC/HRMS	SW-846:8290A	Hexachlorodibenzofuran[1,2,3,6,7,8-]	57117-44-9	N	0.00000507	—	—	0.0000152	µg/L	Y	U	U	N3B-2020-1603	CASA-20-199009	CFA
Sandia right fork at Pwr Plant	—	08/21/2020	WS	UF	INIT	REG	HRGC/HRMS	SW-846:8290A	Hexachlorodibenzofuran[1,2,3,7,8,9-]	72918-21-9	N	0.00000507	—	—	0.0000169	µg/L	Y	U	U	N3B-2020-1603	CASA-20-199009	CFA
Sandia right fork at Pwr Plant	—	08/21/2020	WS	UF	INIT	REG	HRGC/HRMS	SW-846:8290A	Hexachlorodibenzofuran[2,3,4,6,7,8-]	60851-34-5	N	0.00000507	—	—	0.0000146	µg/L	Y	U	U	N3B-2020-1603	CASA-20-199009	CFA
Sandia right fork at Pwr Plant	—	08/21/2020	WS	UF	INIT	REG	HRGC/HRMS	SW-846:8290A	Hexachlorodibenzofurans (Total)	55684-94-1	N	0	—	—	—	µg/L	Y	U	U	N3B-2020-1603	CASA-20-199009	CFA
Sandia right fork at Pwr Plant	—	08/21/2020	WS	UF	INIT	REG	SVOC	SW-846:8270D	Hexachloroethane	67-72-1	N	3	—	—	3	µg/L	Y	U	UJ	N3B-2020-1601	CASA-20-199009	GELC
Sandia right fork at Pwr Plant	—	08/21/2020	WS	UF	INIT	REG	VOC	SW-846:8260B	Hexanone[2-]	591-78-6	N	1.5	—	—	1.5	µg/L	Y	U	U	N3B-2020-1601	CASA-20-199009	GELC
Sandia right fork at Pwr Plant	—	08/21/2020	WS	UF	INIT	REG	LCMS/MS High Explosives	SW-846:8330B	HMX	2691-41-0	N	0.0792	—	—	0.0792	µg/L	Y	U	U	N3B-2020-1601	CASA-20-199009	GELC
Sandia right fork at Pwr Plant	—	08/21/2020	WS	UF	INIT	REG	SVOC	SW-846:8270D	Indeno(1,2,3-cd)pyrene	193-39-5	N	0.3	—	—	0.3	µg/L	Y	U	UJ	N3B-2020-1601	CASA-20-199009	GELC
Sandia right fork at Pwr Plant	—	08/21/2020	WS	UF	INIT	REG	VOC	SW-846:8260B	Iodomethane	74-88-4	N	1.5	—	—	1.5	µg/L	Y	U	U	N3B-2020-1601	CASA-20-199009	GELC
Sandia right fork at Pwr Plant	—	08/21/2020	WS	UF	INIT	REG	Inorganic	SW-846:6010C	Iron	Fe	Y	129	—	—	30	µg/L	Y	—	NQ	N3B-2020-1601	CASA-20-199009	GELC
Sandia right fork at Pwr Plant	—	08/21/2020	WS	F	INIT	REG	Inorganic	SW-846:6010C	Iron	Fe	Y	63.9	—	—	30	µg/L	Y	J	J	N3B-2020-1601	CASA-20-199012	GELC
Sandia right fork at Pwr Plant	—	08/21/2020	WS	UF	INIT	REG	VOC	SW-846:8260B	Isobutyl alcohol	78-83-1	N	15	—	—	15	µg/L	Y	U	U	N3B-2020-1601	CASA-20-199009	GELC
Sandia right fork at Pwr Plant	—	08/21/2020	WS	UF	INIT	REG	SVOC	SW-846:8270D	Isophorone	78-59-1	N	3.5	—	—	3.5	µg/L	Y	U	UJ	N3B-2020-1601	CASA-20-199009	GELC
Sandia right fork at Pwr Plant	—	08/21/2020	WS	UF	INIT	REG	VOC	SW-846:8260B	Isopropylbenzene	98-82-8	N	0.3	—	—	0.3	µg/L	Y	U	U	N3B-2020-1601	CASA-20-199009	GELC
Sandia right fork at Pwr Plant	—	08/21/2020	WS	UF	INIT	REG	VOC	SW-846:8260B	Isopropyltoluene[4-]	99-87-6	N	0.3	—	—	0.3	µg/L	Y	U	U	N3B-2020-1601	CASA-20-199009	GELC
Sandia right fork at Pwr Plant	—	08/21/2020	WS	UF	INIT	REG	Inorganic	SW-846:6020B	Lead	Pb	N	0.5	—	—	0.5	µg/L	Y	U	U	N3B-2020-1601	CASA-20-199009	GELC
Sandia right fork at Pwr Plant	—	08/21/2020	WS	F	INIT	REG	Inorganic	SW-846:6020B	Lead	Pb	N	0.5	—	—	0.5	µg/L	Y	U	U	N3B-2020-1601	CASA-20-199012	GELC
Sandia right fork at Pwr Plant	—	08/21/2020	WS	UF	INIT	REG	Inorganic	SW-846:6010C	Magnesium	Mg	Y	5.98	—	—	0.11	mg/L	Y	—	NQ	N3B-2020-1601	CASA-20-199009	GELC
Sandia right fork at Pwr Plant	—	08/21/2020	WS	F	INIT	REG	Inorganic	SW-846:6010C	Magnesium	Mg	Y	5.9	—	—	0.11	mg/L	Y	—	NQ	N3B-2020-1601	CASA-20-199012	GELC
Sandia right fork at Pwr Plant	—	08/21/2020	WS	UF	INIT	REG	Inorganic	SW-846:6010C	Manganese	Mn	Y	15.6	—	—	2	µg/L	Y	—	NQ	N3B-2020-1601	CASA-20-199009	GELC
Sandia right fork at Pwr Plant	—	08/21/2020	WS	F	INIT	REG	Inorganic	SW-846:6010C	Manganese	Mn	Y	9.19	—	—	2	µg/L	Y	J	J	N3B-2020-1601	CASA-20-199012	GELC
Sandia right fork at Pwr Plant	—	08/21/2020	WS	UF	INIT	REG	Inorganic	SW-846:7470A	Mercury	Hg	N	0.067	—	—	0.067	µg/L	Y	U	U	N3B-2020-1601	CASA-20-199009	GELC
Sandia right fork at Pwr Plant	—	08/21/2020	WS	F	INIT	REG	Inorganic	SW-846:7470A	Mercury	Hg	N	0.067	—	—	0.067	µg/L	Y	U	U	N3B-2020-1601	CASA-20-199012	GELC
Sandia right fork at Pwr Plant	—	08/21/2020	WS	UF	INIT	REG	VOC	SW-846:8260B	Methacrylonitrile	126-98-7	N	1.5	—	—	1.5	µg/L	Y	U	U	N3B-2020-1601	CASA-20-199009	GELC

Table C-1 Analytical Results from the Periodic Monitoring Events Reported in the Periodic Monitoring Report

Location ID	Screen Depth	Sample Date	Sample Type	Field Preparation Code	Analysis Type Code	Sample Purpose	Method Category	Lab Method	Parameter Name	Parameter Code	Detected	Report Result	Lab Uncertainty	Report MDA	Report MDL	Report Unit	Best Value	Lab Qualifier	Validation Qualifier	COC #	Field Sample ID	Lab ID
Sandia right fork at Pwr Plant	—	08/21/2020	WS	UF	INIT	REG	VOC	SW-846:8260B	Methyl Methacrylate	80-62-6	N	1.5	—	—	1.5	µg/L	Y	U	U	N3B-2020-1601	CASA-20-199009	GELC
Sandia right fork at Pwr Plant	—	08/21/2020	WS	UF	INIT	REG	VOC	SW-846:8260B	Methyl tert-Butyl Ether	1634-04-4	N	0.3	—	—	0.3	µg/L	Y	U	U	N3B-2020-1601	CASA-20-199009	GELC
Sandia right fork at Pwr Plant	—	08/21/2020	WS	UF	INIT	REG	VOC	SW-846:8260B	Methyl-2-pentanone[4-]	108-10-1	N	1.5	—	—	1.5	µg/L	Y	U	U	N3B-2020-1601	CASA-20-199009	GELC
Sandia right fork at Pwr Plant	—	08/21/2020	WS	UF	INIT	REG	VOC	SW-846:8260B	Methylene Chloride	75-09-2	N	1	—	—	1	µg/L	Y	U	U	N3B-2020-1601	CASA-20-199009	GELC
Sandia right fork at Pwr Plant	—	08/21/2020	WS	UF	INIT	REG	SVOC	SW-846:8270D	Methylnaphthalene[1-]	90-12-0	N	0.3	—	—	0.3	µg/L	Y	U	UJ	N3B-2020-1601	CASA-20-199009	GELC
Sandia right fork at Pwr Plant	—	08/21/2020	WS	UF	INIT	REG	SVOC	SW-846:8270D	Methylnaphthalene[2-]	91-57-6	N	0.3	—	—	0.3	µg/L	Y	U	UJ	N3B-2020-1601	CASA-20-199009	GELC
Sandia right fork at Pwr Plant	—	08/21/2020	WS	UF	INIT	REG	SVOC	SW-846:8270D	Methylphenol[2-]	95-48-7	N	3	—	—	3	µg/L	Y	U	UJ	N3B-2020-1601	CASA-20-199009	GELC
Sandia right fork at Pwr Plant	—	08/21/2020	WS	UF	INIT	REG	SVOC	SW-846:8270D	Methylphenol[3-,4-]	65794-96-9	N	3.7	—	—	3.7	µg/L	Y	U	UJ	N3B-2020-1601	CASA-20-199009	GELC
Sandia right fork at Pwr Plant	—	08/21/2020	WS	UF	INIT	REG	Inorganic	SW-846:6020B	Molybdenum	Mo	Y	2.45	—	—	0.2	µg/L	Y	—	NQ	N3B-2020-1601	CASA-20-199009	GELC
Sandia right fork at Pwr Plant	—	08/21/2020	WS	F	INIT	REG	Inorganic	SW-846:6020B	Molybdenum	Mo	Y	2.42	—	—	0.2	µg/L	Y	—	NQ	N3B-2020-1601	CASA-20-199012	GELC
Sandia right fork at Pwr Plant	—	08/21/2020	WS	UF	INIT	REG	VOC	SW-846:8260B	Naphthalene	91-20-3	N	0.3	—	—	0.3	µg/L	Y	U	U	N3B-2020-1601	CASA-20-199009	GELC
Sandia right fork at Pwr Plant	—	08/21/2020	WS	UF	INIT	REG	SVOC	SW-846:8270D	Naphthalene	91-20-3	N	0.3	—	—	0.3	µg/L	Y	U	UJ	N3B-2020-1601	CASA-20-199009	GELC
Sandia right fork at Pwr Plant	—	08/21/2020	WS	UF	INIT	REG	RAD	EPA:901.1	Neptunium-237	Np-237	N	0.293	2.34	8.39	—	pCi/L	Y	U	U	N3B-2020-1601	CASA-20-199009	GELC
Sandia right fork at Pwr Plant	—	08/21/2020	WS	UF	INIT	REG	Inorganic	SW-846:6020B	Nickel	Ni	Y	0.696	—	—	0.6	µg/L	Y	J	J	N3B-2020-1601	CASA-20-199009	GELC
Sandia right fork at Pwr Plant	—	08/21/2020	WS	F	INIT	REG	Inorganic	SW-846:6020B	Nickel	Ni	N	0.6	—	—	0.6	µg/L	Y	U	U	N3B-2020-1601	CASA-20-199012	GELC
Sandia right fork at Pwr Plant	—	08/21/2020	WS	F	INIT	REG	General Chemistry	EPA:353.2	Nitrate-Nitrite as Nitrogen	NO3+NO2-N	Y	0.4	—	—	0.017	mg/L	Y	—	NQ	N3B-2020-1601	CASA-20-199012	GELC
Sandia right fork at Pwr Plant	—	08/21/2020	WS	UF	INIT	REG	SVOC	SW-846:8270D	Nitroaniline[2-]	88-74-4	N	3	—	—	3	µg/L	Y	U	UJ	N3B-2020-1601	CASA-20-199009	GELC
Sandia right fork at Pwr Plant	—	08/21/2020	WS	UF	INIT	REG	SVOC	SW-846:8270D	Nitroaniline[3-]	99-09-2	N	3	—	—	3	µg/L	Y	U	UJ	N3B-2020-1601	CASA-20-199009	GELC
Sandia right fork at Pwr Plant	—	08/21/2020	WS	UF	INIT	REG	SVOC	SW-846:8270D	Nitroaniline[4-]	100-01-6	N	3	—	—	3	µg/L	Y	U	UJ	N3B-2020-1601	CASA-20-199009	GELC
Sandia right fork at Pwr Plant	—	08/21/2020	WS	UF	INIT	REG	SVOC	SW-846:8270D	Nitrobenzene	98-95-3	N	3	—	—	3	µg/L	Y	U	UJ	N3B-2020-1601	CASA-20-199009	GELC
Sandia right fork at Pwr Plant	—	08/21/2020	WS	UF	INIT	REG	LCMS/MS High Explosives	SW-846:8330B	Nitrobenzene	98-95-3	N	0.0792	—	—	0.0792	µg/L	Y	U	U	N3B-2020-1601	CASA-20-199009	GELC
Sandia right fork at Pwr Plant	—	08/21/2020	WS	UF	INIT	REG	SVOC	SW-846:8270D	Nitrophenol[2-]	88-75-5	N	3	—	—	3	µg/L	Y	U	UJ	N3B-2020-1601	CASA-20-199009	GELC
Sandia right fork at Pwr Plant	—	08/21/2020	WS	UF	INIT	REG	SVOC	SW-846:8270D	Nitrophenol[4-]	100-02-7	N	3	—	—	3	µg/L	Y	U	UJ	N3B-2020-1601	CASA-20-199009	GELC
Sandia right fork at Pwr Plant	—	08/21/2020	WS	UF	INIT	REG	HRGC/HRMS	Nitrosamines:HRMS	Nitroso-di-n-butylamine[N-]	924-16-3	Y	0.000539	—	—	0.00047	µg/L	Y	—	J	N3B-2020-1602	CASA-20-199009	SwRI
Sandia right fork at Pwr Plant	—	08/21/2020	WS	UF	INIT	REG	SVOC	SW-846:8270D	Nitroso-di-n-butylamine[N-]	924-16-3	N	3	—	—	3	µg/L	Y	U	UJ	N3B-2020-1601	CASA-20-199009	GELC
Sandia right fork at Pwr Plant	—	08/21/2020	WS	UF	INIT	REG	HRGC/HRMS	Nitrosamines:HRMS	Nitroso-di-n-propylamine[N-]	621-64-7	N	0.00018	—	—	0.00018	µg/L	Y	U	U	N3B-2020-1602	CASA-20-199009	SwRI
Sandia right fork at Pwr Plant	—	08/21/2020	WS	UF	INIT	REG	SVOC	SW-846:8270D	Nitroso-di-n-propylamine[N-]	621-64-7	N	3	—	—	3	µg/L	Y	U	UJ	N3B-2020-1601	CASA-20-199009	GELC
Sandia right fork at Pwr Plant	—	08/21/2020	WS	UF	INIT	REG	HRGC/HRMS	Nitrosamines:HRMS	Nitrosodiethylamine[N-]	55-18-5	Y	0.000466	—	—	0.00018	µg/L	Y	J	J	N3B-2020-1602	CASA-20-199009	SwRI
Sandia right fork at Pwr Plant	—	08/21/2020	WS	UF	INIT	REG	SVOC	SW-846:8270D	Nitrosodiethylamine[N-]	55-18-5	N	3	—	—	3	µg/L	Y	U	UJ	N3B-2020-1601	CASA-20-199009	GELC
Sandia right fork at Pwr Plant	—	08/21/2020	WS	UF	INIT	REG	HRGC/HRMS	Nitrosamines:HRMS	Nitrosodimethylamine[N-]	62-75-9	Y	0.0013	—	—	0.00036	µg/L	Y	—	NQ	N3B-2020-1602	CASA-20-199009	SwRI
Sandia right fork at Pwr Plant	—	08/21/2020	WS	UF	INIT	REG	SVOC	SW-846:8270D	Nitrosodimethylamine[N-]	62-75-9	N	3	—	—	3	µg/L	Y	U	UJ	N3B-2020-1601	CASA-20-199009	GELC

Table C-1 Analytical Results from the Periodic Monitoring Events Reported in the Periodic Monitoring Report

Location ID	Screen Depth	Sample Date	Sample Type	Field Preparation Code	Analysis Type Code	Sample Purpose	Method Category	Lab Method	Parameter Name	Parameter Code	Detected	Report Result	Lab Uncertainty	Report MDA	Report MDL	Report Unit	Best Value	Lab Qualifier	Validation Qualifier	COC #	Field Sample ID	Lab ID
Sandia right fork at Pwr Plant	—	08/21/2020	WS	UF	INIT	REG	HRGC/HRMS	Nitrosamines:HRMS	Nitrosopyrrolidine[N-]	930-55-2	N	0.00033	—	—	0.00033	µg/L	Y	U	U	N3B-2020-1602	CASA-20-199009	SwRI
Sandia right fork at Pwr Plant	—	08/21/2020	WS	UF	INIT	REG	SVOC	SW-846:8270D	Nitrosopyrrolidine[N-]	930-55-2	N	3	—	—	3	µg/L	Y	U	UJ	N3B-2020-1601	CASA-20-199009	GELC
Sandia right fork at Pwr Plant	—	08/21/2020	WS	UF	INIT	REG	LCMS/MS High Explosives	SW-846:8330B	Nitrotoluene[2-]	88-72-2	N	0.0812	—	—	0.0812	µg/L	Y	U	U	N3B-2020-1601	CASA-20-199009	GELC
Sandia right fork at Pwr Plant	—	08/21/2020	WS	UF	INIT	REG	LCMS/MS High Explosives	SW-846:8330B	Nitrotoluene[3-]	99-08-1	N	0.0792	—	—	0.0792	µg/L	Y	U	U	N3B-2020-1601	CASA-20-199009	GELC
Sandia right fork at Pwr Plant	—	08/21/2020	WS	UF	INIT	REG	LCMS/MS High Explosives	SW-846:8330B	Nitrotoluene[4-]	99-99-0	N	0.149	—	—	0.149	µg/L	Y	U	U	N3B-2020-1601	CASA-20-199009	GELC
Sandia right fork at Pwr Plant	—	08/21/2020	WS	UF	INIT	REG	HRGC/HRMS	SW-846:8290A	Octachlorodibenzodioxin[1,2,3,4,6,7,8,9-]	3268-87-9	Y	0.0000112	—	—	0.0000274	µg/L	Y	J	J	N3B-2020-1603	CASA-20-199009	CFA
Sandia right fork at Pwr Plant	—	08/21/2020	WS	UF	INIT	REG	HRGC/HRMS	SW-846:8290A	Octachlorodibenzofuran[1,2,3,4,6,7,8,9-]	39001-02-0	N	0.0000101	—	—	0.0000387	µg/L	Y	U	U	N3B-2020-1603	CASA-20-199009	CFA
Sandia right fork at Pwr Plant	—	08/21/2020	WS	UF	INIT	REG	SVOC	SW-846:8270D	Oxybis(1-chloropropane)[2,2'-]	108-60-1	N	3	—	—	3	µg/L	Y	U	UJ	N3B-2020-1601	CASA-20-199009	GELC
Sandia right fork at Pwr Plant	—	08/21/2020	WS	UF	INIT	REG	SVOC	SW-846:8270D	Pentachlorobenzene	608-93-5	N	3	—	—	3	µg/L	Y	U	UJ	N3B-2020-1601	CASA-20-199009	GELC
Sandia right fork at Pwr Plant	—	08/21/2020	WS	UF	INIT	REG	HRGC/HRMS	SW-846:8290A	Pentachlorodibenzodioxin[1,2,3,7,8-]	40321-76-4	N	0.00000507	—	—	0.0000253	µg/L	Y	U	U	N3B-2020-1603	CASA-20-199009	CFA
Sandia right fork at Pwr Plant	—	08/21/2020	WS	UF	INIT	REG	HRGC/HRMS	SW-846:8290A	Pentachlorodibenzodioxins (Total)	36088-22-9	N	0	—	—	—	µg/L	Y	U	U	N3B-2020-1603	CASA-20-199009	CFA
Sandia right fork at Pwr Plant	—	08/21/2020	WS	UF	INIT	REG	HRGC/HRMS	SW-846:8290A	Pentachlorodibenzofuran[1,2,3,7,8-]	57117-41-6	N	0.00000507	—	—	0.0000196	µg/L	Y	U	U	N3B-2020-1603	CASA-20-199009	CFA
Sandia right fork at Pwr Plant	—	08/21/2020	WS	UF	INIT	REG	HRGC/HRMS	SW-846:8290A	Pentachlorodibenzofuran[2,3,4,7,8-]	57117-31-4	N	0.00000507	—	—	0.0000207	µg/L	Y	U	U	N3B-2020-1603	CASA-20-199009	CFA
Sandia right fork at Pwr Plant	—	08/21/2020	WS	UF	INIT	REG	HRGC/HRMS	SW-846:8290A	Pentachlorodibenzofurans (Totals)	30402-15-4	N	0	—	—	—	µg/L	Y	U	U	N3B-2020-1603	CASA-20-199009	CFA
Sandia right fork at Pwr Plant	—	08/21/2020	WS	UF	INIT	REG	SVOC	SW-846:8270D	Pentachlorophenol	87-86-5	N	3	—	—	3	µg/L	Y	U	UJ	N3B-2020-1601	CASA-20-199009	GELC
Sandia right fork at Pwr Plant	—	08/21/2020	WS	F	INIT	REG	LCMS/MS	SW-846:6850	Perchlorate	ClO4	Y	0.162	—	—	0.05	µg/L	Y	J	J	N3B-2020-1601	CASA-20-199012	GELC
Sandia right fork at Pwr Plant	—	08/21/2020	WS	UF	INIT	REG	LCMS/MS	EPA:537M	Perfluorohexanesulfonic acid	355-46-4	Y	7.79	—	—	0.569	ng/L	Y	—	NQ	N3B-2020-1601	CASA-20-199009	GELC
Sandia right fork at Pwr Plant	—	08/21/2020	WS	UF	INIT	REG	LCMS/MS	EPA:537M	Perfluorooctanesulfonic acid	1763-23-1	Y	95.2	—	—	0.69	ng/L	Y	—	NQ	N3B-2020-1601	CASA-20-199009	GELC
Sandia right fork at Pwr Plant	—	08/21/2020	WS	UF	INIT	REG	LCMS/MS	EPA:537M	Perfluorooctanoic acid	335-67-1	Y	21	—	—	0.69	ng/L	Y	—	NQ	N3B-2020-1601	CASA-20-199009	GELC
Sandia right fork at Pwr Plant	—	08/21/2020	WS	UF	INIT	REG	LCMS/MS High Explosives	SW-846:8330B	PETN	78-11-5	N	0.099	—	—	0.099	µg/L	Y	U	U	N3B-2020-1601	CASA-20-199009	GELC
Sandia right fork at Pwr Plant	—	08/21/2020	WS	UF	INIT	REG	SVOC	SW-846:8270D	Phenanthrene	85-01-8	N	0.3	—	—	0.3	µg/L	Y	U	UJ	N3B-2020-1601	CASA-20-199009	GELC
Sandia right fork at Pwr Plant	—	08/21/2020	WS	UF	INIT	REG	SVOC	SW-846:8270D	Phenol	108-95-2	N	3	—	—	3	µg/L	Y	U	UJ	N3B-2020-1601	CASA-20-199009	GELC
Sandia right fork at Pwr Plant	—	08/21/2020	WS	UF	INIT	REG	RAD	HASL-300:ISOPU	Plutonium-238	Pu-238	N	-0.0132	0.0116	0.0955	—	pCi/L	Y	U	U	N3B-2020-1601	CASA-20-199009	GELC
Sandia right fork at Pwr Plant	—	08/21/2020	WS	UF	INIT	REG	RAD	HASL-300:ISOPU	Plutonium-239/240	Pu-239/240	N	0.0132	0.0146	0.129	—	pCi/L	Y	U	U	N3B-2020-1601	CASA-20-199009	GELC
Sandia right fork at Pwr Plant	—	08/21/2020	WS	UF	INIT	REG	Inorganic	SW-846:6010C	Potassium	K	Y	9.91	—	—	0.05	mg/L	Y	—	NQ	N3B-2020-1601	CASA-20-199009	GELC
Sandia right fork at Pwr Plant	—	08/21/2020	WS	F	INIT	REG	Inorganic	SW-846:6010C	Potassium	K	Y	9.95	—	—	0.05	mg/L	Y	—	NQ	N3B-2020-1601	CASA-20-199012	GELC
Sandia right fork at Pwr Plant	—	08/21/2020	WS	UF	INIT	REG	RAD	EPA:901.1	Potassium-40	K-40	N	76.8	20.2	45.5	—	pCi/L	Y	UI	U	N3B-2020-1601	CASA-20-199009	GELC
Sandia right fork at Pwr Plant	—	08/21/2020	WS	UF	INIT	REG	SVOC	SW-846:8270D	Prometon	1610-18-0	N	3	—	—	3	µg/L	Y	U	UJ	N3B-2020-1601	CASA-20-199009	GELC
Sandia right fork at Pwr Plant	—	08/21/2020	WS	UF	INIT	REG	VOC	SW-846:8260B	Propionitrile	107-12-0	N	1.5	—	—	1.5	µg/L	Y	U	U	N3B-2020-1601	CASA-20-199009	GELC
Sandia right fork at Pwr Plant	—	08/21/2020	WS	UF	INIT	REG	VOC	SW-846:8260B	Propylbenzene[1-]	103-65-1	N	0.3	—	—	0.3	µg/L	Y	U	U	N3B-2020-1601	CASA-20-199009	GELC
Sandia right fork at Pwr Plant	—	08/21/2020	WS	UF	INIT	REG	SVOC	SW-846:8270D	Pyrene	129-00-0	N	0.3	—	—	0.3	µg/L	Y	U	UJ	N3B-2020-1601	CASA-20-199009	GELC

Table C-1 Analytical Results from the Periodic Monitoring Events Reported in the Periodic Monitoring Report

Location ID	Screen Depth	Sample Date	Sample Type	Field Preparation Code	Analysis Type Code	Sample Purpose	Method Category	Lab Method	Parameter Name	Parameter Code	Detected	Report Result	Lab Uncertainty	Report MDA	Report MDL	Report Unit	Best Value	Lab Qualifier	Validation Qualifier	COC #	Field Sample ID	Lab ID
Sandia right fork at Pwr Plant	—	08/21/2020	WS	UF	INIT	REG	SVOC	SW-846:8270D	Pyridine	110-86-1	N	3	—	—	3	µg/L	Y	U	U	N3B-2020-1601	CASA-20-199009	GELC
Sandia right fork at Pwr Plant	—	08/21/2020	WS	UF	INIT	REG	RAD	EPA:903.1	Radium-226	Ra-226	N	0.321	0.125	0.358	—	pCi/L	Y	U	U	N3B-2020-1601	CASA-20-199009	GELC
Sandia right fork at Pwr Plant	—	08/21/2020	WS	UF	INIT	REG	RAD	Generic:Radium by Calculation	Radium-226 and Radium-228	Ra-226+228	N	0.643	0.235	—	—	pCi/L	Y	—	U	N3B-2020-1601	CASA-20-199009	GELC
Sandia right fork at Pwr Plant	—	08/21/2020	WS	UF	INIT	REG	RAD	EPA:904	Radium-228	Ra-228	N	0.322	0.199	0.659	—	pCi/L	Y	U	U	N3B-2020-1601	CASA-20-199009	GELC
Sandia right fork at Pwr Plant	—	08/21/2020	WS	UF	INIT	REG	LCMS/MS High Explosives	SW-846:8330B	RDX	121-82-4	N	0.0792	—	—	0.0792	µg/L	Y	U	U	N3B-2020-1601	CASA-20-199009	GELC
Sandia right fork at Pwr Plant	—	08/21/2020	WS	UF	INIT	REG	Inorganic	SW-846:6020B	Selenium	Se	N	2	—	—	2	µg/L	Y	U	U	N3B-2020-1601	CASA-20-199009	GELC
Sandia right fork at Pwr Plant	—	08/21/2020	WS	F	INIT	REG	Inorganic	SW-846:6020B	Selenium	Se	N	2	—	—	2	µg/L	Y	U	U	N3B-2020-1601	CASA-20-199012	GELC
Sandia right fork at Pwr Plant	—	08/21/2020	WS	UF	INIT	REG	Inorganic	SW-846:6010C	Silicon Dioxide	SiO2	Y	101	—	—	0.053	mg/L	Y	—	NQ	N3B-2020-1601	CASA-20-199009	GELC
Sandia right fork at Pwr Plant	—	08/21/2020	WS	F	INIT	REG	Inorganic	SW-846:6010C	Silicon Dioxide	SiO2	Y	102	—	—	0.053	mg/L	Y	—	NQ	N3B-2020-1601	CASA-20-199012	GELC
Sandia right fork at Pwr Plant	—	08/21/2020	WS	UF	INIT	REG	Inorganic	SW-846:6020B	Silver	Ag	N	0.3	—	—	0.3	µg/L	Y	U	U	N3B-2020-1601	CASA-20-199009	GELC
Sandia right fork at Pwr Plant	—	08/21/2020	WS	F	INIT	REG	Inorganic	SW-846:6020B	Silver	Ag	N	0.3	—	—	0.3	µg/L	Y	U	U	N3B-2020-1601	CASA-20-199012	GELC
Sandia right fork at Pwr Plant	—	08/21/2020	WS	UF	INIT	REG	Inorganic	SW-846:6010C	Sodium	Na	Y	75.8	—	—	0.1	mg/L	Y	—	J-	N3B-2020-1601	CASA-20-199009	GELC
Sandia right fork at Pwr Plant	—	08/21/2020	WS	F	INIT	REG	Inorganic	SW-846:6010C	Sodium	Na	Y	73.5	—	—	0.1	mg/L	Y	—	J-	N3B-2020-1601	CASA-20-199012	GELC
Sandia right fork at Pwr Plant	—	08/21/2020	WS	UF	INIT	REG	RAD	EPA:901.1	Sodium-22	Na-22	N	-0.618	1.07	4.06	—	pCi/L	Y	U	U	N3B-2020-1601	CASA-20-199009	GELC
Sandia right fork at Pwr Plant	—	08/21/2020	WS	F	INIT	REG	General Chemistry	EPA:120.1	Specific Conductance	SPEC_CONDC	Y	496	—	—	1	uS/cm	Y	—	NQ	N3B-2020-1601	CASA-20-199012	GELC
Sandia right fork at Pwr Plant	—	08/21/2020	WS	UF	INIT	REG	Inorganic	SW-846:6010C	Strontium	Sr	Y	80.6	—	—	1	µg/L	Y	—	NQ	N3B-2020-1601	CASA-20-199009	GELC
Sandia right fork at Pwr Plant	—	08/21/2020	WS	F	INIT	REG	Inorganic	SW-846:6010C	Strontium	Sr	Y	77.9	—	—	1	µg/L	Y	—	NQ	N3B-2020-1601	CASA-20-199012	GELC
Sandia right fork at Pwr Plant	—	08/21/2020	WS	UF	INIT	REG	RAD	EPA:905.0	Strontium-90	Sr-90	N	0.0517	0.141	0.499	—	pCi/L	Y	U	U	N3B-2020-1601	CASA-20-199009	GELC
Sandia right fork at Pwr Plant	—	08/21/2020	WS	UF	INIT	REG	VOC	SW-846:8260B	Styrene	100-42-5	N	0.3	—	—	0.3	µg/L	Y	U	U	N3B-2020-1601	CASA-20-199009	GELC
Sandia right fork at Pwr Plant	—	08/21/2020	WS	F	INIT	REG	General Chemistry	EPA:300.0	Sulfate	SO4(-2)	Y	19.3	—	—	1.33	mg/L	Y	—	NQ	N3B-2020-1601	CASA-20-199012	GELC
Sandia right fork at Pwr Plant	—	08/21/2020	WS	UF	INIT	REG	SVOC	SW-846:8270D	Sulfolane	126-33-0	N	3	—	—	3	µg/L	Y	U	UJ	N3B-2020-1601	CASA-20-199009	GELC
Sandia right fork at Pwr Plant	—	08/21/2020	WS	UF	INIT	REG	LCMS/MS High Explosives	SW-846:8330B	TATB	3058-38-6	N	0.297	—	—	0.297	µg/L	Y	U	U	N3B-2020-1601	CASA-20-199009	GELC
Sandia right fork at Pwr Plant	—	08/21/2020	WS	UF	INIT	REG	SVOC	SW-846:8270D	Tetrachlorobenzene[1,2,4,5]	95-94-3	N	3	—	—	3	µg/L	Y	U	UJ	N3B-2020-1601	CASA-20-199009	GELC
Sandia right fork at Pwr Plant	—	08/21/2020	WS	UF	INIT	REG	HRGC/HRMS	SW-846:8290A	Tetrachlorodibenzodioxin[2,3,7,8-]	1746-01-6	N	0.00000121	—	—	0.00000471	µg/L	Y	U	U	N3B-2020-1603	CASA-20-199009	CFA
Sandia right fork at Pwr Plant	—	08/21/2020	WS	UF	INIT	REG	HRGC/HRMS	SW-846:8290A	Tetrachlorodibenzodioxins (Total)	41903-57-5	N	0	—	—	—	µg/L	Y	U	U	N3B-2020-1603	CASA-20-199009	CFA
Sandia right fork at Pwr Plant	—	08/21/2020	WS	UF	INIT	REG	HRGC/HRMS	SW-846:8290A	Tetrachlorodibenzofuran[2,3,7,8-]	51207-31-9	N	0.00000457	—	—	0.0000038	µg/L	Y	BJ	U	N3B-2020-1603	CASA-20-199009	CFA
Sandia right fork at Pwr Plant	—	08/21/2020	WS	UF	INIT	REG	HRGC/HRMS	SW-846:8290A	Tetrachlorodibenzofurans (Totals)	55722-27-5	N	0.0000113	—	—	—	µg/L	Y	BJ	U	N3B-2020-1603	CASA-20-199009	CFA
Sandia right fork at Pwr Plant	—	08/21/2020	WS	UF	INIT	REG	VOC	SW-846:8260B	Tetrachloroethane[1,1,1,2-]	630-20-6	N	0.3	—	—	0.3	µg/L	Y	U	U	N3B-2020-1601	CASA-20-199009	GELC
Sandia right fork at Pwr Plant	—	08/21/2020	WS	UF	INIT	REG	VOC	SW-846:8260B	Tetrachloroethane[1,1,2,2-]	79-34-5	N	0.3	—	—	0.3	µg/L	Y	U	U	N3B-2020-1601	CASA-20-199009	GELC
Sandia right fork at Pwr Plant	—	08/21/2020	WS	UF	INIT	REG	VOC	SW-846:8260B	Tetrachloroethene	127-18-4	N	0.3	—	—	0.3	µg/L	Y	U	U	N3B-2020-1601	CASA-20-199009	GELC
Sandia right fork at Pwr Plant	—	08/21/2020	WS	UF	INIT	REG	SVOC	SW-846:8270D	Tetrachlorophenol[2,3,4,6-]	58-90-2	N	3	—	—	3	µg/L	Y	U	UJ	N3B-2020-1601	CASA-20-199009	GELC

Table C-1 Analytical Results from the Periodic Monitoring Events Reported in the Periodic Monitoring Report

Location ID	Screen Depth	Sample Date	Sample Type	Field Preparation Code	Analysis Type Code	Sample Purpose	Method Category	Lab Method	Parameter Name	Parameter Code	Detected	Report Result	Lab Uncertainty	Report MDA	Report MDL	Report Unit	Best Value	Lab Qualifier	Validation Qualifier	COC #	Field Sample ID	Lab ID
Sandia right fork at Pwr Plant	—	08/21/2020	WS	UF	INIT	REG	LCMS/MS High Explosives	SW-846:8330B	Tetryl	479-45-8	N	0.0792	—	—	0.0792	µg/L	Y	U	UJ	N3B-2020-1601	CASA-20-199009	GELC
Sandia right fork at Pwr Plant	—	08/21/2020	WS	UF	INIT	REG	Inorganic	SW-846:6020B	Thallium	Tl	N	0.6	—	—	0.6	µg/L	Y	U	U	N3B-2020-1601	CASA-20-199009	GELC
Sandia right fork at Pwr Plant	—	08/21/2020	WS	F	INIT	REG	Inorganic	SW-846:6020B	Thallium	Tl	N	0.6	—	—	0.6	µg/L	Y	U	U	N3B-2020-1601	CASA-20-199012	GELC
Sandia right fork at Pwr Plant	—	08/21/2020	WS	UF	INIT	REG	Inorganic	SW-846:6010C	Tin	Sn	N	3.86	—	—	2.5	µg/L	Y	J	U	N3B-2020-1601	CASA-20-199009	GELC
Sandia right fork at Pwr Plant	—	08/21/2020	WS	F	INIT	REG	Inorganic	SW-846:6010C	Tin	Sn	N	2.5	—	—	2.5	µg/L	Y	U	U	N3B-2020-1601	CASA-20-199012	GELC
Sandia right fork at Pwr Plant	—	08/21/2020	WS	UF	INIT	REG	VOC	SW-846:8260B	Toluene	108-88-3	N	0.3	—	—	0.3	µg/L	Y	U	U	N3B-2020-1601	CASA-20-199009	GELC
Sandia right fork at Pwr Plant	—	08/21/2020	WS	F	INIT	REG	General Chemistry	EPA:160.1	Total Dissolved Solids	TDS	Y	364	—	—	3.4	mg/L	Y	—	NQ	N3B-2020-1601	CASA-20-199012	GELC
Sandia right fork at Pwr Plant	—	08/21/2020	WS	UF	INIT	REG	General Chemistry	EPA:351.2	Total Kjeldahl Nitrogen	TKN	N	0.033	—	—	0.033	mg/L	Y	U	U	N3B-2020-1601	CASA-20-199009	GELC
Sandia right fork at Pwr Plant	—	08/21/2020	WS	UF	INIT	REG	General Chemistry	SW-846:9060A	Total Organic Carbon	TOC	Y	3.34	—	—	0.33	mg/L	Y	—	NQ	N3B-2020-1601	CASA-20-199009	GELC
Sandia right fork at Pwr Plant	—	08/21/2020	WS	UF	INIT	REG	LCMS/MS	EPA:537M	Total PFAS 3a	PFAS-Tot-3a	Y	123.99	—	—	—	ng/L	Y	—	NQ	N3B-2020-1601	CASA-20-199009	GELC
Sandia right fork at Pwr Plant	—	08/21/2020	WS	F	INIT	REG	General Chemistry	EPA:365.4	Total Phosphate as Phosphorus	PO4-P	Y	2.16	—	—	0.02	mg/L	Y	—	J+	N3B-2020-1601	CASA-20-199012	GELC
Sandia right fork at Pwr Plant	—	08/21/2020	WS	UF	INIT	REG	VOC	SW-846:8260B	Trichloro-1,2,2-trifluoroethane[1,1,2-]	76-13-1	N	2	—	—	2	µg/L	Y	U	U	N3B-2020-1601	CASA-20-199009	GELC
Sandia right fork at Pwr Plant	—	08/21/2020	WS	UF	INIT	REG	VOC	SW-846:8260B	Trichlorobenzene[1,2,3-]	87-61-6	N	0.3	—	—	0.3	µg/L	Y	U	U	N3B-2020-1601	CASA-20-199009	GELC
Sandia right fork at Pwr Plant	—	08/21/2020	WS	UF	INIT	REG	VOC	SW-846:8260B	Trichlorobenzene[1,2,4-]	120-82-1	N	0.3	—	—	0.3	µg/L	Y	U	U	N3B-2020-1601	CASA-20-199009	GELC
Sandia right fork at Pwr Plant	—	08/21/2020	WS	UF	INIT	REG	SVOC	SW-846:8270D	Trichlorobenzene[1,2,4-]	120-82-1	N	3	—	—	3	µg/L	Y	U	UJ	N3B-2020-1601	CASA-20-199009	GELC
Sandia right fork at Pwr Plant	—	08/21/2020	WS	UF	INIT	REG	VOC	SW-846:8260B	Trichloroethane[1,1,1-]	71-55-6	N	0.3	—	—	0.3	µg/L	Y	U	U	N3B-2020-1601	CASA-20-199009	GELC
Sandia right fork at Pwr Plant	—	08/21/2020	WS	UF	INIT	REG	VOC	SW-846:8260B	Trichloroethane[1,1,2-]	79-00-5	N	0.3	—	—	0.3	µg/L	Y	U	U	N3B-2020-1601	CASA-20-199009	GELC
Sandia right fork at Pwr Plant	—	08/21/2020	WS	UF	INIT	REG	VOC	SW-846:8260B	Trichloroethene	79-01-6	N	0.3	—	—	0.3	µg/L	Y	U	U	N3B-2020-1601	CASA-20-199009	GELC
Sandia right fork at Pwr Plant	—	08/21/2020	WS	UF	INIT	REG	VOC	SW-846:8260B	Trichlorofluoromethane	75-69-4	N	0.3	—	—	0.3	µg/L	Y	U	U	N3B-2020-1601	CASA-20-199009	GELC
Sandia right fork at Pwr Plant	—	08/21/2020	WS	UF	INIT	REG	SVOC	SW-846:8270D	Trichlorophenol[2,4,5-]	95-95-4	N	3	—	—	3	µg/L	Y	U	UJ	N3B-2020-1601	CASA-20-199009	GELC
Sandia right fork at Pwr Plant	—	08/21/2020	WS	UF	INIT	REG	SVOC	SW-846:8270D	Trichlorophenol[2,4,6-]	88-06-2	N	3	—	—	3	µg/L	Y	U	UJ	N3B-2020-1601	CASA-20-199009	GELC
Sandia right fork at Pwr Plant	—	08/21/2020	WS	UF	INIT	REG	VOC	SW-846:8260B	Trichloropropane[1,2,3-]	96-18-4	N	0.3	—	—	0.3	µg/L	Y	U	U	N3B-2020-1601	CASA-20-199009	GELC
Sandia right fork at Pwr Plant	—	08/21/2020	WS	UF	INIT	REG	VOC	SW-846:8260B	Trimethylbenzene[1,2,4-]	95-63-6	N	0.3	—	—	0.3	µg/L	Y	U	U	N3B-2020-1601	CASA-20-199009	GELC
Sandia right fork at Pwr Plant	—	08/21/2020	WS	UF	INIT	REG	VOC	SW-846:8260B	Trimethylbenzene[1,3,5-]	108-67-8	N	0.3	—	—	0.3	µg/L	Y	U	U	N3B-2020-1601	CASA-20-199009	GELC
Sandia right fork at Pwr Plant	—	08/21/2020	WS	UF	INIT	REG	LCMS/MS High Explosives	SW-846:8330B	Trinitrobenzene[1,3,5-]	99-35-4	N	0.0792	—	—	0.0792	µg/L	Y	U	U	N3B-2020-1601	CASA-20-199009	GELC
Sandia right fork at Pwr Plant	—	08/21/2020	WS	UF	INIT	REG	LCMS/MS High Explosives	SW-846:8330B	Trinitrotoluene[2,4,6-]	118-96-7	N	0.0792	—	—	0.0792	µg/L	Y	U	U	N3B-2020-1601	CASA-20-199009	GELC
Sandia right fork at Pwr Plant	—	08/21/2020	WS	UF	INIT	REG	LCMS/MS High Explosives	SW-846:8330B	Tris (o-cresyl) phosphate	78-30-8	N	0.297	—	—	0.297	µg/L	Y	U	U	N3B-2020-1601	CASA-20-199009	GELC
Sandia right fork at Pwr Plant	—	08/21/2020	WS	UF	INIT	REG	Inorganic	SW-846:6020B	Uranium	U	Y	0.362	—	—	0.067	µg/L	Y	—	NQ	N3B-2020-1601	CASA-20-199009	GELC
Sandia right fork at Pwr Plant	—	08/21/2020	WS	F	INIT	REG	Inorganic	SW-846:6020B	Uranium	U	Y	0.351	—	—	0.067	µg/L	Y	—	NQ	N3B-2020-1601	CASA-20-199012	GELC
Sandia right fork at Pwr Plant	—	08/21/2020	WS	UF	INIT	REG	RAD	HASL-300:ISOU	Uranium-234	U-234	Y	0.145	0.0386	0.105	—	pCi/L	Y	—	NQ	N3B-2020-1601	CASA-20-199009	GELC
Sandia right fork at Pwr Plant	—	08/21/2020	WS	UF	INIT	REG	RAD	HASL-300:ISOU	Uranium-235/236	U-235/236	N	0.0118	0.0205	0.0823	—	pCi/L	Y	U	U	N3B-2020-1601	CASA-20-199009	GELC

Table C-1 Analytical Results from the Periodic Monitoring Events Reported in the Periodic Monitoring Report

Location ID	Screen Depth	Sample Date	Sample Type	Field Preparation Code	Analysis Type Code	Sample Purpose	Method Category	Lab Method	Parameter Name	Parameter Code	Detected	Report Result	Lab Uncertainty	Report MDA	Report MDL	Report Unit	Best Value	Lab Qualifier	Validation Qualifier	COC #	Field Sample ID	Lab ID
Sandia right fork at Pwr Plant	—	08/21/2020	WS	UF	INIT	REG	RAD	HASL-300:ISOU	Uranium-238	U-238	N	0.094	0.0298	0.0959	—	pCi/L	Y	U	U	N3B-2020-1601	CASA-20-199009	GELC
Sandia right fork at Pwr Plant	—	08/21/2020	WS	UF	INIT	REG	Inorganic	SW-846:6010C	Vanadium	V	Y	9.67	—	—	1	µg/L	Y	—	NQ	N3B-2020-1601	CASA-20-199009	GELC
Sandia right fork at Pwr Plant	—	08/21/2020	WS	F	INIT	REG	Inorganic	SW-846:6010C	Vanadium	V	Y	10.3	—	—	1	µg/L	Y	—	NQ	N3B-2020-1601	CASA-20-199012	GELC
Sandia right fork at Pwr Plant	—	08/21/2020	WS	UF	INIT	REG	VOC	SW-846:8260B	Vinyl acetate	108-05-4	N	1.5	—	—	1.5	µg/L	Y	U	U	N3B-2020-1601	CASA-20-199009	GELC
Sandia right fork at Pwr Plant	—	08/21/2020	WS	UF	INIT	REG	VOC	SW-846:8260B	Vinyl Chloride	75-01-4	N	0.3	—	—	0.3	µg/L	Y	U	U	N3B-2020-1601	CASA-20-199009	GELC
Sandia right fork at Pwr Plant	—	08/21/2020	WS	UF	INIT	REG	VOC	SW-846:8260B	Xylene[1,2-]	95-47-6	N	0.3	—	—	0.3	µg/L	Y	U	U	N3B-2020-1601	CASA-20-199009	GELC
Sandia right fork at Pwr Plant	—	08/21/2020	WS	UF	INIT	REG	VOC	SW-846:8260B	Xylene[1,3-]+Xylene[1,4-]	Xylene[m+p]	N	0.3	—	—	0.3	µg/L	Y	U	U	N3B-2020-1601	CASA-20-199009	GELC
Sandia right fork at Pwr Plant	—	08/21/2020	WS	UF	INIT	REG	Inorganic	SW-846:6010C	Zinc	Zn	Y	50	—	—	3.3	µg/L	Y	—	NQ	N3B-2020-1601	CASA-20-199009	GELC
Sandia right fork at Pwr Plant	—	08/21/2020	WS	F	INIT	REG	Inorganic	SW-846:6010C	Zinc	Zn	Y	39.7	—	—	3.3	µg/L	Y	—	NQ	N3B-2020-1601	CASA-20-199012	GELC

Table C-2 Analytical Detections from the Periodic Monitoring Events Reported in this Periodic Monitoring Report Plus Results from the Four Previous Monitoring Events if Available

Location ID	Sample Date	Sample Type	Field Preparation Code	Analysis Type Code	Sample Purpose	Method Category	Lab Method	Parameter Name	Parameter Code	Detected	Report Result	Lab Uncertainty	Report MDA	Report MDL	Report Unit	Best Value	Lab Qualifier	Validation Qualifier	COC #	Field Sample ID	Lab ID
Between E252 and Water at Beta	03/29/2021	WS	UF	INIT	REG	VOC	SW-846:8260D	Acetone	67-64-1	Y	4.91	—	—	1.74	µg/L	Y	J	J	N3B-2021-1159	CAWA-21-219608	GELC
Between E252 and Water at Beta	07/15/2020	WS	UF	INIT	REG	VOC	SW-846:8260B	Acetone	67-64-1	Y	1.89	—	—	1.5	µg/L	Y	J	J	N3B-2020-1273	CAWA-20-205274	GELC
Between E252 and Water at Beta	08/08/2019	WS	UF	INIT	REG	VOC	SW-846:8260B	Acetone	67-64-1	N	1.5	—	—	1.5	µg/L	Y	U	U	N3B-2019-2898	CAWA-19-183874	GELC
Between E252 and Water at Beta	03/19/2019	WS	UF	INIT	REG	VOC	SW-846:8260B	Acetone	67-64-1	N	1.5	—	—	1.5	µg/L	Y	U	U	N3B-2019-1169	CAWA-19-167494	GELC
Between E252 and Water at Beta	08/21/2018	WS	UF	INIT	REG	VOC	SW-846:8260B	Acetone	67-64-1	N	1.5	—	—	1.5	µg/L	Y	U	U	N3B-2018-3622	CAWA-18-160226	GELC
Between E252 and Water at Beta	02/08/2018	WS	UF	INIT	REG	VOC	SW-846:8260B	Acetone	67-64-1	N	1.5	—	—	1.5	µg/L	Y	U	U	2018-1667	CAWA-18-4	GELC
Between E252 and Water at Beta	03/29/2021	WS	F	INIT	REG	General Chemistry	EPA:150.1	Acidity or Alkalinity of a solution	pH	Y	8.08	—	—	0.01	SU	Y	H	J	N3B-2021-1159	CAWA-21-218381	GELC
Between E252 and Water at Beta	07/15/2020	WS	F	INIT	REG	General Chemistry	EPA:150.1	Acidity or Alkalinity of a solution	pH	Y	8.12	—	—	0.01	SU	Y	H	NQ	N3B-2020-1275	CAWA-20-199056	GELC
Between E252 and Water at Beta	08/08/2019	WS	F	INIT	REG	General Chemistry	EPA:150.1	Acidity or Alkalinity of a solution	pH	Y	8.04	—	—	0.01	SU	Y	H	NQ	N3B-2019-2898	CAWA-19-183876	GELC
Between E252 and Water at Beta	03/19/2019	WS	F	INIT	REG	General Chemistry	EPA:150.1	Acidity or Alkalinity of a solution	pH	Y	7.8	—	—	0.01	SU	Y	H	NQ	N3B-2019-1169	CAWA-19-167493	GELC
Between E252 and Water at Beta	08/21/2018	WS	F	INIT	REG	General Chemistry	EPA:150.1	Acidity or Alkalinity of a solution	pH	Y	8.17	—	—	0.01	SU	Y	H	NQ	N3B-2018-3622	CAWA-18-160225	GELC
Between E252 and Water at Beta	02/08/2018	WS	F	INIT	REG	General Chemistry	EPA:150.1	Acidity or Alkalinity of a solution	pH	Y	7.75	—	—	0.01	SU	Y	H	NQ	2018-1667	CAWA-18-3	GELC
Between E252 and Water at Beta	03/29/2021	WS	F	INIT	REG	General Chemistry	EPA:310.1	Alkalinity-CO3+HCO3	ALK-CO3+HCO3	Y	51.3	—	—	1.45	mg/L	Y	—	NQ	N3B-2021-1159	CAWA-21-218381	GELC
Between E252 and Water at Beta	07/15/2020	WS	F	INIT	REG	General Chemistry	EPA:310.1	Alkalinity-CO3+HCO3	ALK-CO3+HCO3	Y	72.2	—	—	1.45	mg/L	Y	—	NQ	N3B-2020-1275	CAWA-20-199056	GELC
Between E252 and Water at Beta	08/08/2019	WS	F	INIT	REG	General Chemistry	EPA:310.1	Alkalinity-CO3+HCO3	ALK-CO3+HCO3	Y	71.5	—	—	1.45	mg/L	Y	—	NQ	N3B-2019-2898	CAWA-19-183876	GELC
Between E252 and Water at Beta	03/19/2019	WS	F	INIT	REG	General Chemistry	EPA:310.1	Alkalinity-CO3+HCO3	ALK-CO3+HCO3	Y	41.4	—	—	1.45	mg/L	Y	—	NQ	N3B-2019-1169	CAWA-19-167493	GELC
Between E252 and Water at Beta	08/21/2018	WS	F	INIT	REG	General Chemistry	EPA:310.1	Alkalinity-CO3+HCO3	ALK-CO3+HCO3	Y	80	—	—	1.45	mg/L	Y	—	NQ	N3B-2018-3622	CAWA-18-160225	GELC
Between E252 and Water at Beta	02/08/2018	WS	F	INIT	REG	General Chemistry	EPA:310.1	Alkalinity-CO3+HCO3	ALK-CO3+HCO3	Y	49.6	—	—	1.45	mg/L	Y	—	NQ	2018-1667	CAWA-18-3	GELC
Between E252 and Water at Beta	03/29/2021	WS	F	INIT	REG	Inorganic	SW-846:6010C	Aluminum	Al	Y	740	—	—	68	µg/L	Y	—	NQ	N3B-2021-1159	CAWA-21-218381	GELC
Between E252 and Water at Beta	03/29/2021	WS	UF	INIT	REG	Inorganic	SW-846:6010C	Aluminum	Al	Y	777	—	—	68	µg/L	Y	—	NQ	N3B-2021-1159	CAWA-21-219608	GELC
Between E252 and Water at Beta	07/15/2020	WS	UF	INIT	REG	Inorganic	SW-846:6010C	Aluminum	Al	Y	80.9	—	—	68	µg/L	Y	J	J	N3B-2020-1273	CAWA-20-205274	GELC
Between E252 and Water at Beta	07/15/2020	WS	F	INIT	REG	Inorganic	SW-846:6010C	Aluminum	Al	N	68	—	—	68	µg/L	Y	U	U	N3B-2020-1273	CAWA-20-205273	GELC
Between E252 and Water at Beta	08/08/2019	WS	F	INIT	REG	Inorganic	SW-846:6010C	Aluminum	Al	N	68	—	—	68	µg/L	Y	U	U	N3B-2019-2898	CAWA-19-183876	GELC
Between E252 and Water at Beta	08/08/2019	WS	UF	INIT	REG	Inorganic	SW-846:6010C	Aluminum	Al	Y	108	—	—	68	µg/L	Y	J	J	N3B-2019-2898	CAWA-19-183874	GELC
Between E252 and Water at Beta	03/19/2019	WS	UF	INIT	REG	Inorganic	SW-846:6010C	Aluminum	Al	Y	1150	—	—	68	µg/L	Y	—	NQ	N3B-2019-1169	CAWA-19-167494	GELC
Between E252 and Water at Beta	03/19/2019	WS	F	INIT	REG	Inorganic	SW-846:6010C	Aluminum	Al	Y	955	—	—	68	µg/L	Y	—	NQ	N3B-2019-1169	CAWA-19-167493	GELC
Between E252 and Water at Beta	08/21/2018	WS	F	INIT	REG	Inorganic	SW-846:6010C	Aluminum	Al	N	132	—	—	68	µg/L	Y	J	U	N3B-2018-3622	CAWA-18-160225	GELC
Between E252 and Water at Beta	08/21/2018	WS	UF	INIT	REG	Inorganic	SW-846:6010C	Aluminum	Al	N	299	—	—	68	µg/L	Y	—	U	N3B-2018-3622	CAWA-18-160226	GELC

Table C-2 Analytical Detections from the Periodic Monitoring Events Reported in this Periodic Monitoring Report Plus Results from the Four Previous Monitoring Events if Available

Location ID	Sample Date	Sample Type	Field Preparation Code	Analysis Type Code	Sample Purpose	Method Category	Lab Method	Parameter Name	Parameter Code	Detected	Report Result	Lab Uncertainty	Report MDA	Report MDL	Report Unit	Best Value	Lab Qualifier	Validation Qualifier	COC #	Field Sample ID	Lab ID
Between E252 and Water at Beta	02/08/2018	WS	UF	INIT	REG	Inorganic	SW-846:6010C	Aluminum	Al	Y	1420	—	—	68	µg/L	Y	—	NQ	2018-1667	CAWA-18-4	GELC
Between E252 and Water at Beta	07/15/2020	WS	UF	INIT	REG	RAD	HASL-300:AM-241	Americium-241	Am-241	N	0.0106	0.00764	0.0375	—	pCi/L	Y	U	U	N3B-2020-1275	CAWA-20-199055	GELC
Between E252 and Water at Beta	02/08/2018	WS	UF	INIT	REG	RAD	HASL-300:AM-241	Americium-241	Am-241	N	0.00701	0.00842	0.0395	—	pCi/L	Y	U	U	2018-1667	CAWA-18-4	GELC
Between E252 and Water at Beta	03/29/2016	WS	UF	INIT	REG	RAD	HASL-300:AM-241	Americium-241	Am-241	N	0.00439	0.00538	0.0411	—	pCi/L	Y	U	U	2016-965	CAWA-16-110732	GELC
Between E252 and Water at Beta	07/24/2015	WG	UF	INIT	FD	RAD	HASL-300:AM-241	Americium-241	Am-241	N	0.00635	0.00635	0.0602	—	pCi/L	Y	U	U	2015-1876	CAWA-15-100801	GELC
Between E252 and Water at Beta	07/24/2015	WG	UF	INIT	REG	RAD	HASL-300:AM-241	Americium-241	Am-241	N	0.00265	0.0121	0.0754	—	pCi/L	Y	U	U	2015-1876	CAWA-15-100828	GELC
Between E252 and Water at Beta	08/14/2014	WS	UF	INIT	REG	RAD	HASL-300:AM-241	Americium-241	Am-241	N	0.00401	0.00695	0.047	—	pCi/L	Y	U	U	2014-4376	CAWA-14-84620	GELC
Between E252 and Water at Beta	03/29/2021	WS	F	INIT	REG	General Chemistry	EPA:350.1	Ammonia as Nitrogen	NH3-N	Y	0.0404	—	—	0.017	mg/L	Y	J	J-	N3B-2021-1159	CAWA-21-218381	GELC
Between E252 and Water at Beta	07/15/2020	WS	F	INIT	REG	General Chemistry	EPA:350.1	Ammonia as Nitrogen	NH3-N	N	0.105	—	—	0.017	mg/L	Y	—	U	N3B-2020-1275	CAWA-20-199056	GELC
Between E252 and Water at Beta	08/08/2019	WS	F	INIT	REG	General Chemistry	EPA:350.1	Ammonia as Nitrogen	NH3-N	N	0.118	—	—	0.017	mg/L	Y	—	U	N3B-2019-2898	CAWA-19-183876	GELC
Between E252 and Water at Beta	03/19/2019	WS	F	INIT	REG	General Chemistry	EPA:350.1	Ammonia as Nitrogen	NH3-N	Y	0.137	—	—	0.017	mg/L	Y	—	NQ	N3B-2019-1169	CAWA-19-167493	GELC
Between E252 and Water at Beta	08/21/2018	WS	F	INIT	REG	General Chemistry	EPA:350.1	Ammonia as Nitrogen	NH3-N	Y	0.0604	—	—	0.017	mg/L	Y	—	NQ	N3B-2018-3622	CAWA-18-160225	GELC
Between E252 and Water at Beta	07/15/2020	WS	F	INIT	REG	Inorganic	SW-846:6020B	Arsenic	As	Y	2.51	—	—	2	µg/L	Y	J	J	N3B-2020-1273	CAWA-20-205273	GELC
Between E252 and Water at Beta	07/15/2020	WS	UF	INIT	REG	Inorganic	SW-846:6020B	Arsenic	As	Y	2.77	—	—	2	µg/L	Y	J	J	N3B-2020-1273	CAWA-20-205274	GELC
Between E252 and Water at Beta	08/08/2019	WS	UF	INIT	REG	Inorganic	SW-846:6020	Arsenic	As	Y	2.57	—	—	2	µg/L	Y	J	J	N3B-2019-2898	CAWA-19-183874	GELC
Between E252 and Water at Beta	08/08/2019	WS	F	INIT	REG	Inorganic	SW-846:6020	Arsenic	As	Y	2.54	—	—	2	µg/L	Y	J	J	N3B-2019-2898	CAWA-19-183876	GELC
Between E252 and Water at Beta	03/19/2019	WS	F	INIT	REG	Inorganic	SW-846:6020	Arsenic	As	Y	2.28	—	—	2	µg/L	Y	J	J	N3B-2019-1169	CAWA-19-167493	GELC
Between E252 and Water at Beta	03/19/2019	WS	UF	INIT	REG	Inorganic	SW-846:6020	Arsenic	As	Y	2.28	—	—	2	µg/L	Y	J	J	N3B-2019-1169	CAWA-19-167494	GELC
Between E252 and Water at Beta	08/21/2018	WS	UF	INIT	REG	Inorganic	SW-846:6020	Arsenic	As	Y	2.62	—	—	2	µg/L	Y	J	J	N3B-2018-3622	CAWA-18-160226	GELC
Between E252 and Water at Beta	08/21/2018	WS	F	INIT	REG	Inorganic	SW-846:6020	Arsenic	As	Y	2.04	—	—	2	µg/L	Y	J	J	N3B-2018-3622	CAWA-18-160225	GELC
Between E252 and Water at Beta	02/08/2018	WS	F	INIT	REG	Inorganic	SW-846:6020	Arsenic	As	Y	2.28	—	—	2	µg/L	Y	J	J	2018-1667	CAWA-18-3	GELC
Between E252 and Water at Beta	02/08/2018	WS	UF	INIT	REG	Inorganic	SW-846:6020	Arsenic	As	Y	2.36	—	—	2	µg/L	Y	J	J	2018-1667	CAWA-18-4	GELC
Between E252 and Water at Beta	03/29/2021	WS	F	INIT	REG	Inorganic	SW-846:6010C	Barium	Ba	Y	47	—	—	1	µg/L	Y	—	NQ	N3B-2021-1159	CAWA-21-218381	GELC
Between E252 and Water at Beta	03/29/2021	WS	UF	INIT	REG	Inorganic	SW-846:6010C	Barium	Ba	Y	48	—	—	1	µg/L	Y	—	NQ	N3B-2021-1159	CAWA-21-219608	GELC
Between E252 and Water at Beta	07/15/2020	WS	UF	INIT	REG	Inorganic	SW-846:6010C	Barium	Ba	Y	77.1	—	—	1	µg/L	Y	—	NQ	N3B-2020-1273	CAWA-20-205274	GELC
Between E252 and Water at Beta	07/15/2020	WS	F	INIT	REG	Inorganic	SW-846:6010C	Barium	Ba	Y	79.3	—	—	1	µg/L	Y	—	NQ	N3B-2020-1273	CAWA-20-205273	GELC
Between E252 and Water at Beta	08/08/2019	WS	F	INIT	REG	Inorganic	SW-846:6010C	Barium	Ba	Y	81.8	—	—	1	µg/L	Y	—	NQ	N3B-2019-2898	CAWA-19-183876	GELC
Between E252 and Water at Beta	08/08/2019	WS	UF	INIT	REG	Inorganic	SW-846:6010C	Barium	Ba	Y	86.6	—	—	1	µg/L	Y	—	NQ	N3B-2019-2898	CAWA-19-183874	GELC

Table C-2 Analytical Detections from the Periodic Monitoring Events Reported in this Periodic Monitoring Report Plus Results from the Four Previous Monitoring Events if Available

Location ID	Sample Date	Sample Type	Field Preparation Code	Analysis Type Code	Sample Purpose	Method Category	Lab Method	Parameter Name	Parameter Code	Detected	Report Result	Lab Uncertainty	Report MDA	Report MDL	Report Unit	Best Value	Lab Qualifier	Validation Qualifier	COC #	Field Sample ID	Lab ID
Between E252 and Water at Beta	03/19/2019	WS	UF	INIT	REG	Inorganic	SW-846:6010C	Barium	Ba	Y	64.7	—	—	1	µg/L	Y	—	NQ	N3B-2019-1169	CAWA-19-167494	GELC
Between E252 and Water at Beta	03/19/2019	WS	F	INIT	REG	Inorganic	SW-846:6010C	Barium	Ba	Y	61.1	—	—	1	µg/L	Y	—	NQ	N3B-2019-1169	CAWA-19-167493	GELC
Between E252 and Water at Beta	08/21/2018	WS	F	INIT	REG	Inorganic	SW-846:6010C	Barium	Ba	Y	86.2	—	—	1	µg/L	Y	—	NQ	N3B-2018-3622	CAWA-18-160225	GELC
Between E252 and Water at Beta	08/21/2018	WS	UF	INIT	REG	Inorganic	SW-846:6010C	Barium	Ba	Y	81.9	—	—	1	µg/L	Y	—	NQ	N3B-2018-3622	CAWA-18-160226	GELC
Between E252 and Water at Beta	02/08/2018	WS	UF	INIT	REG	Inorganic	SW-846:6010C	Barium	Ba	Y	52.1	—	—	1	µg/L	Y	—	NQ	2018-1667	CAWA-18-4	GELC
Between E252 and Water at Beta	02/08/2018	WS	F	INIT	REG	Inorganic	SW-846:6010C	Barium	Ba	Y	48.9	—	—	1	µg/L	Y	—	NQ	2018-1667	CAWA-18-3	GELC
Between E252 and Water at Beta	07/15/2020	WS	F	INIT	REG	Inorganic	SW-846:6010C	Boron	B	Y	15.5	—	—	15	µg/L	Y	J	J	N3B-2020-1273	CAWA-20-205273	GELC
Between E252 and Water at Beta	07/15/2020	WS	UF	INIT	REG	Inorganic	SW-846:6010C	Boron	B	Y	16.1	—	—	15	µg/L	Y	J	J	N3B-2020-1273	CAWA-20-205274	GELC
Between E252 and Water at Beta	08/08/2019	WS	UF	INIT	REG	Inorganic	SW-846:6010C	Boron	B	N	15	—	—	15	µg/L	Y	U	U	N3B-2019-2898	CAWA-19-183874	GELC
Between E252 and Water at Beta	08/08/2019	WS	F	INIT	REG	Inorganic	SW-846:6010C	Boron	B	N	15	—	—	15	µg/L	Y	U	U	N3B-2019-2898	CAWA-19-183876	GELC
Between E252 and Water at Beta	03/19/2019	WS	F	INIT	REG	Inorganic	SW-846:6010C	Boron	B	N	15	—	—	15	µg/L	Y	U	U	N3B-2019-1169	CAWA-19-167493	GELC
Between E252 and Water at Beta	03/19/2019	WS	UF	INIT	REG	Inorganic	SW-846:6010C	Boron	B	N	15	—	—	15	µg/L	Y	U	U	N3B-2019-1169	CAWA-19-167494	GELC
Between E252 and Water at Beta	08/21/2018	WS	UF	INIT	REG	Inorganic	SW-846:6010C	Boron	B	N	15	—	—	15	µg/L	Y	U	U	N3B-2018-3622	CAWA-18-160226	GELC
Between E252 and Water at Beta	08/21/2018	WS	F	INIT	REG	Inorganic	SW-846:6010C	Boron	B	N	15	—	—	15	µg/L	Y	U	U	N3B-2018-3622	CAWA-18-160225	GELC
Between E252 and Water at Beta	02/08/2018	WS	F	INIT	REG	Inorganic	SW-846:6010C	Boron	B	N	15	—	—	15	µg/L	Y	U	U	2018-1667	CAWA-18-3	GELC
Between E252 and Water at Beta	02/08/2018	WS	UF	INIT	REG	Inorganic	SW-846:6010C	Boron	B	N	15	—	—	15	µg/L	Y	U	U	2018-1667	CAWA-18-4	GELC
Between E252 and Water at Beta	03/29/2021	WS	F	INIT	REG	Inorganic	SW-846:6010C	Calcium	Ca	Y	10.9	—	—	0.05	mg/L	Y	—	NQ	N3B-2021-1159	CAWA-21-218381	GELC
Between E252 and Water at Beta	03/29/2021	WS	UF	INIT	REG	Inorganic	SW-846:6010C	Calcium	Ca	Y	10.9	—	—	0.05	mg/L	Y	—	NQ	N3B-2021-1159	CAWA-21-219608	GELC
Between E252 and Water at Beta	07/15/2020	WS	UF	INIT	REG	Inorganic	SW-846:6010C	Calcium	Ca	Y	15	—	—	0.05	mg/L	Y	N	J-	N3B-2020-1273	CAWA-20-205274	GELC
Between E252 and Water at Beta	07/15/2020	WS	F	INIT	REG	Inorganic	SW-846:6010C	Calcium	Ca	Y	15.6	—	—	0.05	mg/L	Y	N	J-	N3B-2020-1273	CAWA-20-205273	GELC
Between E252 and Water at Beta	08/08/2019	WS	F	INIT	REG	Inorganic	SW-846:6010C	Calcium	Ca	Y	17.9	—	—	0.05	mg/L	Y	—	NQ	N3B-2019-2898	CAWA-19-183876	GELC
Between E252 and Water at Beta	08/08/2019	WS	UF	INIT	REG	Inorganic	SW-846:6010C	Calcium	Ca	Y	18.2	—	—	0.05	mg/L	Y	—	NQ	N3B-2019-2898	CAWA-19-183874	GELC
Between E252 and Water at Beta	03/19/2019	WS	UF	INIT	REG	Inorganic	SW-846:6010C	Calcium	Ca	Y	14.2	—	—	0.05	mg/L	Y	—	NQ	N3B-2019-1169	CAWA-19-167494	GELC
Between E252 and Water at Beta	03/19/2019	WS	F	INIT	REG	Inorganic	SW-846:6010C	Calcium	Ca	Y	13.8	—	—	0.05	mg/L	Y	—	NQ	N3B-2019-1169	CAWA-19-167493	GELC
Between E252 and Water at Beta	08/21/2018	WS	F	INIT	REG	Inorganic	SW-846:6010C	Calcium	Ca	Y	15.6	—	—	0.05	mg/L	Y	—	NQ	N3B-2018-3622	CAWA-18-160225	GELC
Between E252 and Water at Beta	08/21/2018	WS	UF	INIT	REG	Inorganic	SW-846:6010C	Calcium	Ca	Y	15	—	—	0.05	mg/L	Y	—	NQ	N3B-2018-3622	CAWA-18-160226	GELC
Between E252 and Water at Beta	02/08/2018	WS	UF	INIT	REG	Inorganic	SW-846:6010C	Calcium	Ca	Y	11	—	—	0.05	mg/L	Y	—	NQ	2018-1667	CAWA-18-4	GELC
Between E252 and Water at Beta	02/08/2018	WS	F	INIT	REG	Inorganic	SW-846:6010C	Calcium	Ca	Y	10.8	—	—	0.05	mg/L	Y	—	NQ	2018-1667	CAWA-18-3	GELC

Table C-2 Analytical Detections from the Periodic Monitoring Events Reported in this Periodic Monitoring Report Plus Results from the Four Previous Monitoring Events if Available

Location ID	Sample Date	Sample Type	Field Preparation Code	Analysis Type Code	Sample Purpose	Method Category	Lab Method	Parameter Name	Parameter Code	Detected	Report Result	Lab Uncertainty	Report MDA	Report MDL	Report Unit	Best Value	Lab Qualifier	Validation Qualifier	COC #	Field Sample ID	Lab ID
Between E252 and Water at Beta	07/15/2020	WS	UF	INIT	REG	RAD	EPA:901.1	Cesium-137	Cs-137	N	-0.465	1.3	4.67	—	pCi/L	Y	U	U	N3B-2020-1275	CAWA-20-199055	GELC
Between E252 and Water at Beta	02/08/2018	WS	UF	INIT	REG	RAD	EPA:901.1	Cesium-137	Cs-137	N	-0.198	1.34	5.01	—	pCi/L	Y	U	U	2018-1667	CAWA-18-4	GELC
Between E252 and Water at Beta	03/29/2016	WS	UF	INIT	REG	RAD	EPA:901.1	Cesium-137	Cs-137	N	4.67	1.49	4.23	—	pCi/L	Y	UI	R	2016-965	CAWA-16-110732	GELC
Between E252 and Water at Beta	07/24/2015	WG	UF	INIT	FD	RAD	EPA:901.1	Cesium-137	Cs-137	N	2.39	1.43	5.82	—	pCi/L	Y	U	U	2015-1876	CAWA-15-100801	GELC
Between E252 and Water at Beta	07/24/2015	WG	UF	INIT	REG	RAD	EPA:901.1	Cesium-137	Cs-137	N	-0.521	1.3	4.53	—	pCi/L	Y	U	U	2015-1876	CAWA-15-100828	GELC
Between E252 and Water at Beta	08/14/2014	WS	UF	INIT	REG	RAD	EPA:901.1	Cesium-137	Cs-137	N	-0.776	1.59	5.68	—	pCi/L	Y	U	U	2014-4376	CAWA-14-84620	GELC
Between E252 and Water at Beta	03/29/2021	WS	F	INIT	REG	General Chemistry	EPA:300.0	Chloride	Cl(-1)	Y	13.4	—	—	0.134	mg/L	Y	—	NQ	N3B-2021-1159	CAWA-21-218381	GELC
Between E252 and Water at Beta	07/15/2020	WS	F	INIT	REG	General Chemistry	EPA:300.0	Chloride	Cl(-1)	Y	12.5	—	—	0.134	mg/L	Y	—	J+	N3B-2020-1275	CAWA-20-199056	GELC
Between E252 and Water at Beta	08/08/2019	WS	F	INIT	REG	General Chemistry	EPA:300.0	Chloride	Cl(-1)	Y	16.8	—	—	0.134	mg/L	Y	—	NQ	N3B-2019-2898	CAWA-19-183876	GELC
Between E252 and Water at Beta	03/19/2019	WS	F	INIT	REG	General Chemistry	EPA:300.0	Chloride	Cl(-1)	Y	22.2	—	—	0.335	mg/L	Y	—	NQ	N3B-2019-1169	CAWA-19-167493	GELC
Between E252 and Water at Beta	08/21/2018	WS	F	INIT	REG	General Chemistry	EPA:300.0	Chloride	Cl(-1)	Y	10.1	—	—	0.134	mg/L	Y	—	NQ	N3B-2018-3622	CAWA-18-160225	GELC
Between E252 and Water at Beta	02/08/2018	WS	F	INIT	REG	General Chemistry	EPA:300.0	Chloride	Cl(-1)	Y	11	—	—	0.134	mg/L	Y	—	NQ	2018-1667	CAWA-18-3	GELC
Between E252 and Water at Beta	07/15/2020	WS	UF	INIT	REG	RAD	EPA:901.1	Cobalt-60	Co-60	N	0.588	0.991	4.48	—	pCi/L	Y	U	U	N3B-2020-1275	CAWA-20-199055	GELC
Between E252 and Water at Beta	02/08/2018	WS	UF	INIT	REG	RAD	EPA:901.1	Cobalt-60	Co-60	N	0.389	1.03	4.73	—	pCi/L	Y	U	U	2018-1667	CAWA-18-4	GELC
Between E252 and Water at Beta	03/29/2016	WS	UF	INIT	REG	RAD	EPA:901.1	Cobalt-60	Co-60	N	-0.554	1.41	5.01	—	pCi/L	Y	U	U	2016-965	CAWA-16-110732	GELC
Between E252 and Water at Beta	07/24/2015	WG	UF	INIT	FD	RAD	EPA:901.1	Cobalt-60	Co-60	N	0.654	1.33	5.63	—	pCi/L	Y	U	U	2015-1876	CAWA-15-100801	GELC
Between E252 and Water at Beta	07/24/2015	WG	UF	INIT	REG	RAD	EPA:901.1	Cobalt-60	Co-60	N	1.93	1.2	5.24	—	pCi/L	Y	U	U	2015-1876	CAWA-15-100828	GELC
Between E252 and Water at Beta	08/14/2014	WS	UF	INIT	REG	RAD	EPA:901.1	Cobalt-60	Co-60	N	1.25	1.45	6.21	—	pCi/L	Y	U	U	2014-4376	CAWA-14-84620	GELC
Between E252 and Water at Beta	03/29/2021	WS	F	INIT	REG	General Chemistry	EPA:300.0	Fluoride	F(-1)	Y	0.112	—	—	0.033	mg/L	Y	—	NQ	N3B-2021-1159	CAWA-21-218381	GELC
Between E252 and Water at Beta	07/15/2020	WS	F	INIT	REG	General Chemistry	EPA:300.0	Fluoride	F(-1)	Y	0.13	—	—	0.033	mg/L	Y	—	NQ	N3B-2020-1275	CAWA-20-199056	GELC
Between E252 and Water at Beta	08/08/2019	WS	F	INIT	REG	General Chemistry	EPA:300.0	Fluoride	F(-1)	Y	0.273	—	—	0.033	mg/L	Y	—	NQ	N3B-2019-2898	CAWA-19-183876	GELC
Between E252 and Water at Beta	03/19/2019	WS	F	INIT	REG	General Chemistry	EPA:300.0	Fluoride	F(-1)	Y	0.0901	—	—	0.033	mg/L	Y	J	J	N3B-2019-1169	CAWA-19-167493	GELC
Between E252 and Water at Beta	08/21/2018	WS	F	INIT	REG	General Chemistry	EPA:300.0	Fluoride	F(-1)	Y	0.17	—	—	0.033	mg/L	Y	—	NQ	N3B-2018-3622	CAWA-18-160225	GELC
Between E252 and Water at Beta	02/08/2018	WS	F	INIT	REG	General Chemistry	EPA:300.0	Fluoride	F(-1)	Y	0.103	—	—	0.033	mg/L	Y	—	NQ	2018-1667	CAWA-18-3	GELC
Between E252 and Water at Beta	07/15/2020	WS	UF	INIT	REG	RAD	EPA:900	Gross alpha	GROSSA	N	0.521	0.663	2.68	—	pCi/L	Y	U	U	N3B-2020-1275	CAWA-20-199055	GELC
Between E252 and Water at Beta	02/08/2018	WS	UF	INIT	REG	RAD	EPA:900	Gross alpha	GROSSA	N	0.239	0.511	2.21	—	pCi/L	Y	U	U	2018-1667	CAWA-18-4	GELC
Between E252 and Water at Beta	03/29/2016	WS	UF	INIT	REG	RAD	EPA:900	Gross alpha	GROSSA	N	0.159	0.737	2.97	—	pCi/L	Y	U	U	2016-965	CAWA-16-110732	GELC
Between E252 and Water at Beta	07/24/2015	WG	UF	INIT	FD	RAD	EPA:900	Gross alpha	GROSSA	N	-0.446	0.566	2.93	—	pCi/L	Y	U	U	2015-1876	CAWA-15-100801	GELC

Table C-2 Analytical Detections from the Periodic Monitoring Events Reported in this Periodic Monitoring Report Plus Results from the Four Previous Monitoring Events if Available

Location ID	Sample Date	Sample Type	Field Preparation Code	Analysis Type Code	Sample Purpose	Method Category	Lab Method	Parameter Name	Parameter Code	Detected	Report Result	Lab Uncertainty	Report MDA	Report MDL	Report Unit	Best Value	Lab Qualifier	Validation Qualifier	COC #	Field Sample ID	Lab ID
Between E252 and Water at Beta	07/24/2015	WG	UF	INIT	REG	RAD	EPA:900	Gross alpha	GROSSA	N	0.241	0.636	2.7	—	pCi/L	Y	U	U	2015-1876	CAWA-15-100828	GELC
Between E252 and Water at Beta	08/14/2014	WS	UF	INIT	REG	RAD	EPA:900	Gross alpha	GROSSA	N	-1.04	0.514	2.8	—	pCi/L	Y	U	U	2014-4376	CAWA-14-84620	GELC
Between E252 and Water at Beta	07/15/2020	WS	UF	INIT	REG	RAD	EPA:900	Gross beta	GROSSB	Y	4.17	0.88	2.44	—	pCi/L	Y	—	NQ	N3B-2020-1275	CAWA-20-199055	GELC
Between E252 and Water at Beta	02/08/2018	WS	UF	INIT	REG	RAD	EPA:900	Gross beta	GROSSB	N	0.19	0.574	2.03	—	pCi/L	Y	U	U	2018-1667	CAWA-18-4	GELC
Between E252 and Water at Beta	03/29/2016	WS	UF	INIT	REG	RAD	EPA:900	Gross beta	GROSSB	Y	4.87	0.945	2.74	—	pCi/L	Y	—	NQ	2016-965	CAWA-16-110732	GELC
Between E252 and Water at Beta	07/24/2015	WG	UF	INIT	FD	RAD	EPA:900	Gross beta	GROSSB	Y	4.5	0.992	2.9	—	pCi/L	Y	—	NQ	2015-1876	CAWA-15-100801	GELC
Between E252 and Water at Beta	07/24/2015	WG	UF	INIT	REG	RAD	EPA:900	Gross beta	GROSSB	Y	4.04	1.01	2.95	—	pCi/L	Y	—	NQ	2015-1876	CAWA-15-100828	GELC
Between E252 and Water at Beta	08/14/2014	WS	UF	INIT	REG	RAD	EPA:900	Gross beta	GROSSB	Y	4.11	0.774	2.03	—	pCi/L	Y	—	NQ	2014-4376	CAWA-14-84620	GELC
Between E252 and Water at Beta	03/29/2021	WS	F	INIT	REG	Inorganic	SM:A2340B	Hardness	Hardness	Y	40.5	—	—	0.453	mg/L	Y	—	NQ	N3B-2021-1159	CAWA-21-218381	GELC
Between E252 and Water at Beta	03/29/2021	WS	UF	INIT	REG	Inorganic	SM:A2340B	Hardness	Hardness	Y	40.6	—	—	0.453	mg/L	Y	—	NQ	N3B-2021-1159	CAWA-21-219608	GELC
Between E252 and Water at Beta	07/15/2020	WS	UF	INIT	REG	Inorganic	SM:A2340B	Hardness	Hardness	Y	57.3	—	—	0.453	mg/L	Y	—	NQ	N3B-2020-1273	CAWA-20-205274	GELC
Between E252 and Water at Beta	07/15/2020	WS	F	INIT	REG	Inorganic	SM:A2340B	Hardness	Hardness	Y	59.6	—	—	0.453	mg/L	Y	—	NQ	N3B-2020-1273	CAWA-20-205273	GELC
Between E252 and Water at Beta	08/08/2019	WS	F	INIT	REG	Inorganic	SM:A2340B	Hardness	Hardness	Y	66.1	—	—	0.453	mg/L	Y	—	NQ	N3B-2019-2898	CAWA-19-183876	GELC
Between E252 and Water at Beta	08/08/2019	WS	UF	INIT	REG	Inorganic	SM:A2340B	Hardness	Hardness	Y	67.5	—	—	0.453	mg/L	Y	—	NQ	N3B-2019-2898	CAWA-19-183874	GELC
Between E252 and Water at Beta	03/19/2019	WS	UF	INIT	REG	Inorganic	SM:A2340B	Hardness	Hardness	Y	53.2	—	—	0.453	mg/L	Y	—	NQ	N3B-2019-1169	CAWA-19-167494	GELC
Between E252 and Water at Beta	03/19/2019	WS	F	INIT	REG	Inorganic	SM:A2340B	Hardness	Hardness	Y	51.7	—	—	0.453	mg/L	Y	—	NQ	N3B-2019-1169	CAWA-19-167493	GELC
Between E252 and Water at Beta	08/21/2018	WS	F	INIT	REG	Inorganic	SM:A2340B	Hardness	Hardness	Y	56.6	—	—	0.453	mg/L	Y	—	NQ	N3B-2018-3622	CAWA-18-160225	GELC
Between E252 and Water at Beta	08/21/2018	WS	UF	INIT	REG	Inorganic	SM:A2340B	Hardness	Hardness	Y	54.2	—	—	0.453	mg/L	Y	—	NQ	N3B-2018-3622	CAWA-18-160226	GELC
Between E252 and Water at Beta	02/08/2018	WS	UF	INIT	REG	Inorganic	SM:A2340B	Hardness	Hardness	Y	41.3	—	—	0.453	mg/L	Y	—	NQ	2018-1667	CAWA-18-4	GELC
Between E252 and Water at Beta	02/08/2018	WS	F	INIT	REG	Inorganic	SM:A2340B	Hardness	Hardness	Y	40	—	—	0.453	mg/L	Y	—	NQ	2018-1667	CAWA-18-3	GELC
Between E252 and Water at Beta	07/15/2020	WS	UF	INIT	REG	HRGC/HRMS	SW-846:8290A	Heptachlorodibenzofurans (Total)	38998-75-3	Y	0.0000115	—	—	—	µg/L	Y	J	J	N3B-2020-1276	CAWA-20-199055	CFA
Between E252 and Water at Beta	10/18/2007	WP	UF	INIT	REG	HRGC/HRMS	SW-846:8290	Heptachlorodibenzofurans (Total)	38998-75-3	N	0.00000323	—	—	0.00000323	µg/L	Y	U	UJ	29776	AU07100P252W01	ALTC
Between E252 and Water at Beta	06/01/2007	WS	UF	INIT	REG	HRGC/HRMS	SW-846:8290	Heptachlorodibenzofurans (Total)	38998-75-3	N	0.000000943	—	—	0.000000943	µg/L	Y	U	UJ	29052	AU07050P252W01	ALTC
Between E252 and Water at Beta	01/30/2007	WP	UF	INIT	REG	HRGC/HRMS	SW-846:8290	Heptachlorodibenzofurans (Total)	38998-75-3	N	0.00000123	—	—	0.00000123	µg/L	Y	U	UJ	28674	AU07010P252W01	ALTC
Between E252 and Water at Beta	03/29/2021	WS	F	INIT	REG	Inorganic	SW-846:6010C	Iron	Fe	Y	394	—	—	30	µg/L	Y	—	NQ	N3B-2021-1159	CAWA-21-218381	GELC
Between E252 and Water at Beta	03/29/2021	WS	UF	INIT	REG	Inorganic	SW-846:6010C	Iron	Fe	Y	429	—	—	30	µg/L	Y	—	NQ	N3B-2021-1159	CAWA-21-219608	GELC
Between E252 and Water at Beta	07/15/2020	WS	UF	INIT	REG	Inorganic	SW-846:6010C	Iron	Fe	Y	76.1	—	—	30	µg/L	Y	J	J	N3B-2020-1273	CAWA-20-205274	GELC
Between E252 and Water at Beta	07/15/2020	WS	F	INIT	REG	Inorganic	SW-846:6010C	Iron	Fe	Y	44.2	—	—	30	µg/L	Y	J	J	N3B-2020-1273	CAWA-20-205273	GELC

Table C-2 Analytical Detections from the Periodic Monitoring Events Reported in this Periodic Monitoring Report Plus Results from the Four Previous Monitoring Events if Available

Location ID	Sample Date	Sample Type	Field Preparation Code	Analysis Type Code	Sample Purpose	Method Category	Lab Method	Parameter Name	Parameter Code	Detected	Report Result	Lab Uncertainty	Report MDA	Report MDL	Report Unit	Best Value	Lab Qualifier	Validation Qualifier	COC #	Field Sample ID	Lab ID
Between E252 and Water at Beta	08/08/2019	WS	F	INIT	REG	Inorganic	SW-846:6010C	Iron	Fe	Y	35.5	—	—	30	µg/L	Y	J	J	N3B-2019-2898	CAWA-19-183876	GELC
Between E252 and Water at Beta	08/08/2019	WS	UF	INIT	REG	Inorganic	SW-846:6010C	Iron	Fe	Y	78.7	—	—	30	µg/L	Y	J	J	N3B-2019-2898	CAWA-19-183874	GELC
Between E252 and Water at Beta	03/19/2019	WS	UF	INIT	REG	Inorganic	SW-846:6010C	Iron	Fe	Y	591	—	—	30	µg/L	Y	—	NQ	N3B-2019-1169	CAWA-19-167494	GELC
Between E252 and Water at Beta	03/19/2019	WS	F	INIT	REG	Inorganic	SW-846:6010C	Iron	Fe	Y	479	—	—	30	µg/L	Y	—	NQ	N3B-2019-1169	CAWA-19-167493	GELC
Between E252 and Water at Beta	08/21/2018	WS	F	INIT	REG	Inorganic	SW-846:6010C	Iron	Fe	Y	96.7	—	—	30	µg/L	Y	J	J	N3B-2018-3622	CAWA-18-160225	GELC
Between E252 and Water at Beta	08/21/2018	WS	UF	INIT	REG	Inorganic	SW-846:6010C	Iron	Fe	Y	175	—	—	30	µg/L	Y	—	NQ	N3B-2018-3622	CAWA-18-160226	GELC
Between E252 and Water at Beta	02/08/2018	WS	UF	INIT	REG	Inorganic	SW-846:6010C	Iron	Fe	Y	708	—	—	30	µg/L	Y	—	NQ	2018-1667	CAWA-18-4	GELC
Between E252 and Water at Beta	02/08/2018	WS	F	INIT	REG	Inorganic	SW-846:6010C	Iron	Fe	Y	495	—	—	30	µg/L	Y	—	NQ	2018-1667	CAWA-18-3	GELC
Between E252 and Water at Beta	03/29/2021	WS	F	INIT	REG	Inorganic	SW-846:6010C	Magnesium	Mg	Y	3.26	—	—	0.11	mg/L	Y	—	NQ	N3B-2021-1159	CAWA-21-218381	GELC
Between E252 and Water at Beta	03/29/2021	WS	UF	INIT	REG	Inorganic	SW-846:6010C	Magnesium	Mg	Y	3.27	—	—	0.11	mg/L	Y	—	NQ	N3B-2021-1159	CAWA-21-219608	GELC
Between E252 and Water at Beta	07/15/2020	WS	UF	INIT	REG	Inorganic	SW-846:6010C	Magnesium	Mg	Y	4.83	—	—	0.11	mg/L	Y	—	NQ	N3B-2020-1273	CAWA-20-205274	GELC
Between E252 and Water at Beta	07/15/2020	WS	F	INIT	REG	Inorganic	SW-846:6010C	Magnesium	Mg	Y	4.98	—	—	0.11	mg/L	Y	—	NQ	N3B-2020-1273	CAWA-20-205273	GELC
Between E252 and Water at Beta	08/08/2019	WS	F	INIT	REG	Inorganic	SW-846:6010C	Magnesium	Mg	Y	5.18	—	—	0.11	mg/L	Y	—	NQ	N3B-2019-2898	CAWA-19-183876	GELC
Between E252 and Water at Beta	08/08/2019	WS	UF	INIT	REG	Inorganic	SW-846:6010C	Magnesium	Mg	Y	5.34	—	—	0.11	mg/L	Y	—	NQ	N3B-2019-2898	CAWA-19-183874	GELC
Between E252 and Water at Beta	03/19/2019	WS	UF	INIT	REG	Inorganic	SW-846:6010C	Magnesium	Mg	Y	4.31	—	—	0.11	mg/L	Y	—	NQ	N3B-2019-1169	CAWA-19-167494	GELC
Between E252 and Water at Beta	03/19/2019	WS	F	INIT	REG	Inorganic	SW-846:6010C	Magnesium	Mg	Y	4.17	—	—	0.11	mg/L	Y	—	NQ	N3B-2019-1169	CAWA-19-167493	GELC
Between E252 and Water at Beta	08/21/2018	WS	F	INIT	REG	Inorganic	SW-846:6010C	Magnesium	Mg	Y	4.29	—	—	0.11	mg/L	Y	—	NQ	N3B-2018-3622	CAWA-18-160225	GELC
Between E252 and Water at Beta	08/21/2018	WS	UF	INIT	REG	Inorganic	SW-846:6010C	Magnesium	Mg	Y	4.08	—	—	0.11	mg/L	Y	—	NQ	N3B-2018-3622	CAWA-18-160226	GELC
Between E252 and Water at Beta	02/08/2018	WS	UF	INIT	REG	Inorganic	SW-846:6010C	Magnesium	Mg	Y	3.33	—	—	0.11	mg/L	Y	—	NQ	2018-1667	CAWA-18-4	GELC
Between E252 and Water at Beta	02/08/2018	WS	F	INIT	REG	Inorganic	SW-846:6010C	Magnesium	Mg	Y	3.19	—	—	0.11	mg/L	Y	—	NQ	2018-1667	CAWA-18-3	GELC
Between E252 and Water at Beta	03/29/2021	WS	UF	INIT	REG	Inorganic	SW-846:6010C	Manganese	Mn	Y	2.9	—	—	2	µg/L	Y	J	J	N3B-2021-1159	CAWA-21-219608	GELC
Between E252 and Water at Beta	07/15/2020	WS	UF	INIT	REG	Inorganic	SW-846:6010C	Manganese	Mn	Y	2.98	—	—	2	µg/L	Y	J	J	N3B-2020-1273	CAWA-20-205274	GELC
Between E252 and Water at Beta	07/15/2020	WS	F	INIT	REG	Inorganic	SW-846:6010C	Manganese	Mn	Y	2.42	—	—	2	µg/L	Y	J	J	N3B-2020-1273	CAWA-20-205273	GELC
Between E252 and Water at Beta	08/08/2019	WS	F	INIT	REG	Inorganic	SW-846:6010C	Manganese	Mn	Y	10.2	—	—	2	µg/L	Y	—	NQ	N3B-2019-2898	CAWA-19-183876	GELC
Between E252 and Water at Beta	08/08/2019	WS	UF	INIT	REG	Inorganic	SW-846:6010C	Manganese	Mn	Y	12.8	—	—	2	µg/L	Y	—	NQ	N3B-2019-2898	CAWA-19-183874	GELC
Between E252 and Water at Beta	03/19/2019	WS	UF	INIT	REG	Inorganic	SW-846:6010C	Manganese	Mn	Y	8.28	—	—	2	µg/L	Y	J	J	N3B-2019-1169	CAWA-19-167494	GELC
Between E252 and Water at Beta	03/19/2019	WS	F	INIT	REG	Inorganic	SW-846:6010C	Manganese	Mn	Y	4.26	—	—	2	µg/L	Y	J	J	N3B-2019-1169	CAWA-19-167493	GELC
Between E252 and Water at Beta	08/21/2018	WS	F	INIT	REG	Inorganic	SW-846:6010C	Manganese	Mn	Y	2.05	—	—	2	µg/L	Y	J	J	N3B-2018-3622	CAWA-18-160225	GELC

Table C-2 Analytical Detections from the Periodic Monitoring Events Reported in this Periodic Monitoring Report Plus Results from the Four Previous Monitoring Events if Available

Location ID	Sample Date	Sample Type	Field Preparation Code	Analysis Type Code	Sample Purpose	Method Category	Lab Method	Parameter Name	Parameter Code	Detected	Report Result	Lab Uncertainty	Report MDA	Report MDL	Report Unit	Best Value	Lab Qualifier	Validation Qualifier	COC #	Field Sample ID	Lab ID
Between E252 and Water at Beta	08/21/2018	WS	UF	INIT	REG	Inorganic	SW-846:6010C	Manganese	Mn	Y	2.78	—	—	2	µg/L	Y	J	J	N3B-2018-3622	CAWA-18-160226	GELC
Between E252 and Water at Beta	02/08/2018	WS	UF	INIT	REG	Inorganic	SW-846:6010C	Manganese	Mn	Y	4.96	—	—	2	µg/L	Y	J	J	2018-1667	CAWA-18-4	GELC
Between E252 and Water at Beta	02/08/2018	WS	F	INIT	REG	Inorganic	SW-846:6010C	Manganese	Mn	Y	3.18	—	—	2	µg/L	Y	J	J	2018-1667	CAWA-18-3	GELC
Between E252 and Water at Beta	03/29/2021	WS	UF	INIT	REG	Inorganic	SW-846:6020B	Molybdenum	Mo	Y	0.813	—	—	0.2	µg/L	Y	J	J	N3B-2021-1159	CAWA-21-219608	GELC
Between E252 and Water at Beta	03/29/2021	WS	F	INIT	REG	Inorganic	SW-846:6020B	Molybdenum	Mo	Y	0.841	—	—	0.2	µg/L	Y	J	J	N3B-2021-1159	CAWA-21-218381	GELC
Between E252 and Water at Beta	07/15/2020	WS	F	INIT	REG	Inorganic	SW-846:6020B	Molybdenum	Mo	N	1.07	—	—	0.2	µg/L	Y	—	U	N3B-2020-1273	CAWA-20-205273	GELC
Between E252 and Water at Beta	07/15/2020	WS	UF	INIT	REG	Inorganic	SW-846:6020B	Molybdenum	Mo	N	1.08	—	—	0.2	µg/L	Y	—	U	N3B-2020-1273	CAWA-20-205274	GELC
Between E252 and Water at Beta	08/08/2019	WS	UF	INIT	REG	Inorganic	SW-846:6020	Molybdenum	Mo	Y	0.887	—	—	0.2	µg/L	Y	J	J	N3B-2019-2898	CAWA-19-183874	GELC
Between E252 and Water at Beta	08/08/2019	WS	F	INIT	REG	Inorganic	SW-846:6020	Molybdenum	Mo	Y	0.934	—	—	0.2	µg/L	Y	J	J	N3B-2019-2898	CAWA-19-183876	GELC
Between E252 and Water at Beta	03/19/2019	WS	F	INIT	REG	Inorganic	SW-846:6020	Molybdenum	Mo	Y	0.63	—	—	0.2	µg/L	Y	—	NQ	N3B-2019-1169	CAWA-19-167493	GELC
Between E252 and Water at Beta	03/19/2019	WS	UF	INIT	REG	Inorganic	SW-846:6020	Molybdenum	Mo	Y	0.619	—	—	0.2	µg/L	Y	—	NQ	N3B-2019-1169	CAWA-19-167494	GELC
Between E252 and Water at Beta	08/21/2018	WS	UF	INIT	REG	Inorganic	SW-846:6020	Molybdenum	Mo	Y	1.47	—	—	0.2	µg/L	Y	—	NQ	N3B-2018-3622	CAWA-18-160226	GELC
Between E252 and Water at Beta	08/21/2018	WS	F	INIT	REG	Inorganic	SW-846:6020	Molybdenum	Mo	Y	1.39	—	—	0.2	µg/L	Y	—	NQ	N3B-2018-3622	CAWA-18-160225	GELC
Between E252 and Water at Beta	07/15/2020	WS	UF	INIT	REG	RAD	EPA:901.1	Neptunium-237	Np-237	N	0.0755	2.11	7.9	—	pCi/L	Y	U	U	N3B-2020-1275	CAWA-20-199055	GELC
Between E252 and Water at Beta	02/08/2018	WS	UF	INIT	REG	RAD	EPA:901.1	Neptunium-237	Np-237	N	4.28	2.68	10.1	—	pCi/L	Y	U	U	2018-1667	CAWA-18-4	GELC
Between E252 and Water at Beta	03/29/2016	WS	UF	INIT	REG	RAD	EPA:901.1	Neptunium-237	Np-237	N	0.93	2.76	9.61	—	pCi/L	Y	U	U	2016-965	CAWA-16-110732	GELC
Between E252 and Water at Beta	07/24/2015	WG	UF	INIT	FD	RAD	EPA:901.1	Neptunium-237	Np-237	N	-0.346	2.86	10.3	—	pCi/L	Y	U	U	2015-1876	CAWA-15-100801	GELC
Between E252 and Water at Beta	07/24/2015	WG	UF	INIT	REG	RAD	EPA:901.1	Neptunium-237	Np-237	N	3.02	2.48	9.39	—	pCi/L	Y	U	U	2015-1876	CAWA-15-100828	GELC
Between E252 and Water at Beta	08/14/2014	WS	UF	INIT	REG	RAD	EPA:901.1	Neptunium-237	Np-237	N	-5.72	3.27	10.6	—	pCi/L	Y	U	U	2014-4376	CAWA-14-84620	GELC
Between E252 and Water at Beta	03/29/2021	WS	F	INIT	REG	LCMS/MS	SW-846:6850	Perchlorate	ClO4	Y	0.105	—	—	0.05	µg/L	Y	J	J	N3B-2021-1159	CAWA-21-218381	GELC
Between E252 and Water at Beta	07/15/2020	WS	F	INIT	REG	LCMS/MS	SW-846:6850	Perchlorate	ClO4	N	0.05	—	—	0.05	µg/L	Y	U	U	N3B-2020-1275	CAWA-20-199056	GELC
Between E252 and Water at Beta	08/08/2019	WS	F	INIT	REG	LCMS/MS	SW-846:6850	Perchlorate	ClO4	N	0.05	—	—	0.05	µg/L	Y	U	U	N3B-2019-2898	CAWA-19-183876	GELC
Between E252 and Water at Beta	03/19/2019	WS	F	INIT	REG	LCMS/MS	SW-846:6850	Perchlorate	ClO4	Y	0.422	—	—	0.05	µg/L	Y	—	NQ	N3B-2019-1169	CAWA-19-167493	GELC
Between E252 and Water at Beta	08/21/2018	WS	F	INIT	REG	LCMS/MS	SW-846:6850	Perchlorate	ClO4	N	0.05	—	—	0.05	µg/L	Y	U	U	N3B-2018-3622	CAWA-18-160225	GELC
Between E252 and Water at Beta	07/15/2020	WS	UF	INIT	REG	RAD	HASL-300:ISOPU	Plutonium-238	Pu-238	N	0.00937	0.00741	0.0433	—	pCi/L	Y	U	U	N3B-2020-1275	CAWA-20-199055	GELC
Between E252 and Water at Beta	02/08/2018	WS	UF	INIT	REG	RAD	HASL-300:ISOPU	Plutonium-238	Pu-238	N	0.00418	0.00592	0.0363	—	pCi/L	Y	U	U	2018-1667	CAWA-18-4	GELC
Between E252 and Water at Beta	03/29/2016	WS	UF	INIT	REG	RAD	HASL-300:ISOPU	Plutonium-238	Pu-238	N	0	0.00588	0.046	—	pCi/L	Y	U	U	2016-965	CAWA-16-110732	GELC
Between E252 and Water at Beta	07/24/2015	WG	UF	INIT	FD	RAD	HASL-300:ISOPU	Plutonium-238	Pu-238	N	0	0.00832	0.0399	—	pCi/L	Y	U	U	2015-1876	CAWA-15-100801	GELC

Table C-2 Analytical Detections from the Periodic Monitoring Events Reported in this Periodic Monitoring Report Plus Results from the Four Previous Monitoring Events if Available

Location ID	Sample Date	Sample Type	Field Preparation Code	Analysis Type Code	Sample Purpose	Method Category	Lab Method	Parameter Name	Parameter Code	Detected	Report Result	Lab Uncertainty	Report MDA	Report MDL	Report Unit	Best Value	Lab Qualifier	Validation Qualifier	COC #	Field Sample ID	Lab ID
Between E252 and Water at Beta	07/24/2015	WG	UF	INIT	REG	RAD	HASL-300:ISOPU	Plutonium-238	Pu-238	N	0.00678	0.0075	0.0375	—	pCi/L	Y	U	U	2015-1876	CAWA-15-100828	GELC
Between E252 and Water at Beta	08/14/2014	WS	UF	INIT	REG	RAD	HASL-300:ISOPU	Plutonium-238	Pu-238	N	0	0.00783	0.0386	—	pCi/L	Y	U	U	2014-4376	CAWA-14-84620	GELC
Between E252 and Water at Beta	07/15/2020	WS	UF	INIT	REG	RAD	HASL-300:ISOPU	Plutonium-239/240	Pu-239/240	N	0.00703	0.00907	0.0434	—	pCi/L	Y	U	U	N3B-2020-1275	CAWA-20-199055	GELC
Between E252 and Water at Beta	02/08/2018	WS	UF	INIT	REG	RAD	HASL-300:ISOPU	Plutonium-239/240	Pu-239/240	N	0.00209	0.00694	0.0293	—	pCi/L	Y	U	U	2018-1667	CAWA-18-4	GELC
Between E252 and Water at Beta	03/29/2016	WS	UF	INIT	REG	RAD	HASL-300:ISOPU	Plutonium-239/240	Pu-239/240	N	0.00959	0.00831	0.0436	—	pCi/L	Y	U	U	2016-965	CAWA-16-110732	GELC
Between E252 and Water at Beta	07/24/2015	WG	UF	INIT	FD	RAD	HASL-300:ISOPU	Plutonium-239/240	Pu-239/240	N	0.0072	0.00635	0.0531	—	pCi/L	Y	U	U	2015-1876	CAWA-15-100801	GELC
Between E252 and Water at Beta	07/24/2015	WG	UF	INIT	REG	RAD	HASL-300:ISOPU	Plutonium-239/240	Pu-239/240	N	-0.00226	0.00749	0.05	—	pCi/L	Y	U	U	2015-1876	CAWA-15-100828	GELC
Between E252 and Water at Beta	08/14/2014	WS	UF	INIT	REG	RAD	HASL-300:ISOPU	Plutonium-239/240	Pu-239/240	N	0	0.00903	0.0672	—	pCi/L	Y	U	U	2014-4376	CAWA-14-84620	GELC
Between E252 and Water at Beta	03/29/2021	WS	F	INIT	REG	Inorganic	SW-846:6010C	Potassium	K	Y	2.61	—	—	0.05	mg/L	Y	—	NQ	N3B-2021-1159	CAWA-21-218381	GELC
Between E252 and Water at Beta	03/29/2021	WS	UF	INIT	REG	Inorganic	SW-846:6010C	Potassium	K	Y	2.63	—	—	0.05	mg/L	Y	—	NQ	N3B-2021-1159	CAWA-21-219608	GELC
Between E252 and Water at Beta	07/15/2020	WS	UF	INIT	REG	Inorganic	SW-846:6010C	Potassium	K	Y	3.78	—	—	0.05	mg/L	Y	—	NQ	N3B-2020-1273	CAWA-20-205274	GELC
Between E252 and Water at Beta	07/15/2020	WS	F	INIT	REG	Inorganic	SW-846:6010C	Potassium	K	Y	3.97	—	—	0.05	mg/L	Y	—	NQ	N3B-2020-1273	CAWA-20-205273	GELC
Between E252 and Water at Beta	08/08/2019	WS	F	INIT	REG	Inorganic	SW-846:6010C	Potassium	K	Y	3.92	—	—	0.05	mg/L	Y	—	J+	N3B-2019-2898	CAWA-19-183876	GELC
Between E252 and Water at Beta	08/08/2019	WS	UF	INIT	REG	Inorganic	SW-846:6010C	Potassium	K	Y	4.05	—	—	0.05	mg/L	Y	—	J+	N3B-2019-2898	CAWA-19-183874	GELC
Between E252 and Water at Beta	03/19/2019	WS	UF	INIT	REG	Inorganic	SW-846:6010C	Potassium	K	Y	3.36	—	—	0.05	mg/L	Y	—	NQ	N3B-2019-1169	CAWA-19-167494	GELC
Between E252 and Water at Beta	03/19/2019	WS	F	INIT	REG	Inorganic	SW-846:6010C	Potassium	K	Y	3.36	—	—	0.05	mg/L	Y	—	NQ	N3B-2019-1169	CAWA-19-167493	GELC
Between E252 and Water at Beta	08/21/2018	WS	F	INIT	REG	Inorganic	SW-846:6010C	Potassium	K	Y	3.66	—	—	0.05	mg/L	Y	—	NQ	N3B-2018-3622	CAWA-18-160225	GELC
Between E252 and Water at Beta	08/21/2018	WS	UF	INIT	REG	Inorganic	SW-846:6010C	Potassium	K	Y	3.57	—	—	0.05	mg/L	Y	—	NQ	N3B-2018-3622	CAWA-18-160226	GELC
Between E252 and Water at Beta	02/08/2018	WS	UF	INIT	REG	Inorganic	SW-846:6010C	Potassium	K	Y	3.09	—	—	0.05	mg/L	Y	—	NQ	2018-1667	CAWA-18-4	GELC
Between E252 and Water at Beta	02/08/2018	WS	F	INIT	REG	Inorganic	SW-846:6010C	Potassium	K	Y	3.03	—	—	0.05	mg/L	Y	—	NQ	2018-1667	CAWA-18-3	GELC
Between E252 and Water at Beta	07/15/2020	WS	UF	INIT	REG	RAD	EPA:901.1	Potassium-40	K-40	N	12.9	17.7	51.2	—	pCi/L	Y	U	U	N3B-2020-1275	CAWA-20-199055	GELC
Between E252 and Water at Beta	02/08/2018	WS	UF	INIT	REG	RAD	EPA:901.1	Potassium-40	K-40	N	-19.9	23.3	85.7	—	pCi/L	Y	U	U	2018-1667	CAWA-18-4	GELC
Between E252 and Water at Beta	03/29/2016	WS	UF	INIT	REG	RAD	EPA:901.1	Potassium-40	K-40	N	-0.69	19.3	69.9	—	pCi/L	Y	U	U	2016-965	CAWA-16-110732	GELC
Between E252 and Water at Beta	07/24/2015	WG	UF	INIT	FD	RAD	EPA:901.1	Potassium-40	K-40	N	-5.85	16.7	65.6	—	pCi/L	Y	U	U	2015-1876	CAWA-15-100801	GELC
Between E252 and Water at Beta	07/24/2015	WG	UF	INIT	REG	RAD	EPA:901.1	Potassium-40	K-40	N	8.04	13.2	44.3	—	pCi/L	Y	U	U	2015-1876	CAWA-15-100828	GELC
Between E252 and Water at Beta	08/14/2014	WS	UF	INIT	REG	RAD	EPA:901.1	Potassium-40	K-40	N	5.03	21.2	81.5	—	pCi/L	Y	U	U	2014-4376	CAWA-14-84620	GELC
Between E252 and Water at Beta	07/15/2020	WS	UF	INIT	REG	RAD	EPA:903.1	Radium-226	Ra-226	N	0.13	0.0779	0.249	—	pCi/L	Y	U	U	N3B-2020-1275	CAWA-20-199055	GELC
Between E252 and Water at Beta	07/15/2020	WS	UF	INIT	REG	RAD	Generic:Radium by Calculation	Radium-226 and Radium-228	Ra-226+228	Y	0.13	0.154	—	—	pCi/L	Y	—	NQ	N3B-2020-1275	CAWA-20-199055	GELC

Table C-2 Analytical Detections from the Periodic Monitoring Events Reported in this Periodic Monitoring Report Plus Results from the Four Previous Monitoring Events if Available

Location ID	Sample Date	Sample Type	Field Preparation Code	Analysis Type Code	Sample Purpose	Method Category	Lab Method	Parameter Name	Parameter Code	Detected	Report Result	Lab Uncertainty	Report MDA	Report MDL	Report Unit	Best Value	Lab Qualifier	Validation Qualifier	COC #	Field Sample ID	Lab ID
Between E252 and Water at Beta	07/15/2020	WS	UF	INIT	REG	RAD	EPA:904	Radium-228	Ra-228	N	-0.0201	0.133	0.497	—	pCi/L	Y	U	U	N3B-2020-1275	CAWA-20-199055	GELC
Between E252 and Water at Beta	03/29/2021	WS	F	INIT	REG	Inorganic	SW-846:6010C	Silicon Dioxide	SiO2	Y	41	—	—	0.053	mg/L	Y	—	NQ	N3B-2021-1159	CAWA-21-218381	GELC
Between E252 and Water at Beta	03/29/2021	WS	UF	INIT	REG	Inorganic	SW-846:6010C	Silicon Dioxide	SiO2	Y	41	—	—	0.053	mg/L	Y	—	NQ	N3B-2021-1159	CAWA-21-219608	GELC
Between E252 and Water at Beta	07/15/2020	WS	UF	INIT	REG	Inorganic	SW-846:6010C	Silicon Dioxide	SiO2	Y	45.5	—	—	0.053	mg/L	Y	—	NQ	N3B-2020-1273	CAWA-20-205274	GELC
Between E252 and Water at Beta	07/15/2020	WS	F	INIT	REG	Inorganic	SW-846:6010C	Silicon Dioxide	SiO2	Y	47.1	—	—	0.053	mg/L	Y	—	NQ	N3B-2020-1273	CAWA-20-205273	GELC
Between E252 and Water at Beta	08/08/2019	WS	F	INIT	REG	Inorganic	SW-846:6010C	Silicon Dioxide	SiO2	Y	47.9	—	—	0.053	mg/L	Y	—	NQ	N3B-2019-2898	CAWA-19-183876	GELC
Between E252 and Water at Beta	03/19/2019	WS	F	INIT	REG	Inorganic	SW-846:6010C	Silicon Dioxide	SiO2	Y	40.5	—	—	0.053	mg/L	Y	—	NQ	N3B-2019-1169	CAWA-19-167493	GELC
Between E252 and Water at Beta	08/21/2018	WS	F	INIT	REG	Inorganic	SW-846:6010C	Silicon Dioxide	SiO2	Y	46.1	—	—	0.053	mg/L	Y	—	NQ	N3B-2018-3622	CAWA-18-160225	GELC
Between E252 and Water at Beta	02/08/2018	WS	F	INIT	REG	Inorganic	SW-846:6010C	Silicon Dioxide	SiO2	Y	37.7	—	—	0.053	mg/L	Y	—	NQ	2018-1667	CAWA-18-3	GELC
Between E252 and Water at Beta	03/29/2021	WS	F	INIT	REG	Inorganic	SW-846:6010C	Sodium	Na	Y	12.7	—	—	0.1	mg/L	Y	—	NQ	N3B-2021-1159	CAWA-21-218381	GELC
Between E252 and Water at Beta	03/29/2021	WS	UF	INIT	REG	Inorganic	SW-846:6010C	Sodium	Na	Y	12.8	—	—	0.1	mg/L	Y	—	NQ	N3B-2021-1159	CAWA-21-219608	GELC
Between E252 and Water at Beta	07/15/2020	WS	UF	INIT	REG	Inorganic	SW-846:6010C	Sodium	Na	Y	15.4	—	—	0.1	mg/L	Y	N	J-	N3B-2020-1273	CAWA-20-205274	GELC
Between E252 and Water at Beta	07/15/2020	WS	F	INIT	REG	Inorganic	SW-846:6010C	Sodium	Na	Y	16.2	—	—	0.1	mg/L	Y	N	J-	N3B-2020-1273	CAWA-20-205273	GELC
Between E252 and Water at Beta	08/08/2019	WS	F	INIT	REG	Inorganic	SW-846:6010C	Sodium	Na	Y	14	—	—	0.1	mg/L	Y	—	NQ	N3B-2019-2898	CAWA-19-183876	GELC
Between E252 and Water at Beta	08/08/2019	WS	UF	INIT	REG	Inorganic	SW-846:6010C	Sodium	Na	Y	14.4	—	—	0.1	mg/L	Y	—	NQ	N3B-2019-2898	CAWA-19-183874	GELC
Between E252 and Water at Beta	03/19/2019	WS	UF	INIT	REG	Inorganic	SW-846:6010C	Sodium	Na	Y	12.6	—	—	0.1	mg/L	Y	—	NQ	N3B-2019-1169	CAWA-19-167494	GELC
Between E252 and Water at Beta	03/19/2019	WS	F	INIT	REG	Inorganic	SW-846:6010C	Sodium	Na	Y	12.4	—	—	0.1	mg/L	Y	—	NQ	N3B-2019-1169	CAWA-19-167493	GELC
Between E252 and Water at Beta	08/21/2018	WS	F	INIT	REG	Inorganic	SW-846:6010C	Sodium	Na	Y	16.5	—	—	0.1	mg/L	Y	—	NQ	N3B-2018-3622	CAWA-18-160225	GELC
Between E252 and Water at Beta	08/21/2018	WS	UF	INIT	REG	Inorganic	SW-846:6010C	Sodium	Na	Y	15.9	—	—	0.1	mg/L	Y	—	NQ	N3B-2018-3622	CAWA-18-160226	GELC
Between E252 and Water at Beta	02/08/2018	WS	UF	INIT	REG	Inorganic	SW-846:6010C	Sodium	Na	Y	11.9	—	—	0.1	mg/L	Y	E	J+	2018-1667	CAWA-18-4	GELC
Between E252 and Water at Beta	02/08/2018	WS	F	INIT	REG	Inorganic	SW-846:6010C	Sodium	Na	Y	12	—	—	0.1	mg/L	Y	E	J+	2018-1667	CAWA-18-3	GELC
Between E252 and Water at Beta	07/15/2020	WS	UF	INIT	REG	RAD	EPA:901.1	Sodium-22	Na-22	N	-0.172	1.21	4.31	—	pCi/L	Y	U	U	N3B-2020-1275	CAWA-20-199055	GELC
Between E252 and Water at Beta	02/08/2018	WS	UF	INIT	REG	RAD	EPA:901.1	Sodium-22	Na-22	N	-1.79	1.54	5.15	—	pCi/L	Y	U	U	2018-1667	CAWA-18-4	GELC
Between E252 and Water at Beta	03/29/2016	WS	UF	INIT	REG	RAD	EPA:901.1	Sodium-22	Na-22	N	0.606	1.61	5.23	—	pCi/L	Y	U	U	2016-965	CAWA-16-110732	GELC
Between E252 and Water at Beta	07/24/2015	WG	UF	INIT	FD	RAD	EPA:901.1	Sodium-22	Na-22	N	-2.1	1.65	5.71	—	pCi/L	Y	U	U	2015-1876	CAWA-15-100801	GELC
Between E252 and Water at Beta	07/24/2015	WG	UF	INIT	REG	RAD	EPA:901.1	Sodium-22	Na-22	N	-2.84	1.31	3.83	—	pCi/L	Y	U	U	2015-1876	CAWA-15-100828	GELC
Between E252 and Water at Beta	08/14/2014	WS	UF	INIT	REG	RAD	EPA:901.1	Sodium-22	Na-22	N	1.78	1.71	7.11	—	pCi/L	Y	U	U	2014-4376	CAWA-14-84620	GELC
Between E252 and Water at Beta	03/29/2021	WS	F	INIT	REG	General Chemistry	EPA:120.1	Specific Conductance	SPEC_CONDC	Y	161	—	—	1	µS/cm	Y	—	NQ	N3B-2021-1159	CAWA-21-218381	GELC

Table C-2 Analytical Detections from the Periodic Monitoring Events Reported in this Periodic Monitoring Report Plus Results from the Four Previous Monitoring Events if Available

Location ID	Sample Date	Sample Type	Field Preparation Code	Analysis Type Code	Sample Purpose	Method Category	Lab Method	Parameter Name	Parameter Code	Detected	Report Result	Lab Uncertainty	Report MDA	Report MDL	Report Unit	Best Value	Lab Qualifier	Validation Qualifier	COC #	Field Sample ID	Lab ID
Between E252 and Water at Beta	07/15/2020	WS	F	INIT	REG	General Chemistry	EPA:120.1	Specific Conductance	SPEC_CONDC	Y	184	—	—	1	µS/cm	Y	—	NQ	N3B-2020-1275	CAWA-20-199056	GELC
Between E252 and Water at Beta	08/08/2019	WS	F	INIT	REG	General Chemistry	EPA:120.1	Specific Conductance	SPEC_CONDC	Y	187	—	—	1	µS/cm	Y	—	NQ	N3B-2019-2898	CAWA-19-183876	GELC
Between E252 and Water at Beta	03/19/2019	WS	F	INIT	REG	General Chemistry	EPA:120.1	Specific Conductance	SPEC_CONDC	Y	189	—	—	1	µS/cm	Y	—	NQ	N3B-2019-1169	CAWA-19-167493	GELC
Between E252 and Water at Beta	08/21/2018	WS	F	INIT	REG	General Chemistry	EPA:120.1	Specific Conductance	SPEC_CONDC	Y	193	—	—	1	µS/cm	Y	—	NQ	N3B-2018-3622	CAWA-18-160225	GELC
Between E252 and Water at Beta	02/08/2018	WS	F	INIT	REG	General Chemistry	EPA:120.1	Specific Conductance	SPEC_CONDC	Y	144	—	—	1	µS/cm	Y	—	NQ	2018-1667	CAWA-18-3	GELC
Between E252 and Water at Beta	03/29/2021	WS	F	INIT	REG	Inorganic	SW-846:6010C	Strontium	Sr	Y	71.3	—	—	1	µg/L	Y	—	NQ	N3B-2021-1159	CAWA-21-218381	GELC
Between E252 and Water at Beta	03/29/2021	WS	UF	INIT	REG	Inorganic	SW-846:6010C	Strontium	Sr	Y	71.7	—	—	1	µg/L	Y	—	NQ	N3B-2021-1159	CAWA-21-219608	GELC
Between E252 and Water at Beta	07/15/2020	WS	UF	INIT	REG	Inorganic	SW-846:6010C	Strontium	Sr	Y	116	—	—	1	µg/L	Y	—	NQ	N3B-2020-1273	CAWA-20-205274	GELC
Between E252 and Water at Beta	07/15/2020	WS	F	INIT	REG	Inorganic	SW-846:6010C	Strontium	Sr	Y	122	—	—	1	µg/L	Y	—	NQ	N3B-2020-1273	CAWA-20-205273	GELC
Between E252 and Water at Beta	08/08/2019	WS	F	INIT	REG	Inorganic	SW-846:6010C	Strontium	Sr	Y	113	—	—	1	µg/L	Y	—	NQ	N3B-2019-2898	CAWA-19-183876	GELC
Between E252 and Water at Beta	08/08/2019	WS	UF	INIT	REG	Inorganic	SW-846:6010C	Strontium	Sr	Y	116	—	—	1	µg/L	Y	—	NQ	N3B-2019-2898	CAWA-19-183874	GELC
Between E252 and Water at Beta	03/19/2019	WS	UF	INIT	REG	Inorganic	SW-846:6010C	Strontium	Sr	Y	91.8	—	—	1	µg/L	Y	—	NQ	N3B-2019-1169	CAWA-19-167494	GELC
Between E252 and Water at Beta	03/19/2019	WS	F	INIT	REG	Inorganic	SW-846:6010C	Strontium	Sr	Y	89.3	—	—	1	µg/L	Y	—	NQ	N3B-2019-1169	CAWA-19-167493	GELC
Between E252 and Water at Beta	08/21/2018	WS	F	INIT	REG	Inorganic	SW-846:6010C	Strontium	Sr	Y	115	—	—	1	µg/L	Y	—	NQ	N3B-2018-3622	CAWA-18-160225	GELC
Between E252 and Water at Beta	08/21/2018	WS	UF	INIT	REG	Inorganic	SW-846:6010C	Strontium	Sr	Y	111	—	—	1	µg/L	Y	—	NQ	N3B-2018-3622	CAWA-18-160226	GELC
Between E252 and Water at Beta	02/08/2018	WS	UF	INIT	REG	Inorganic	SW-846:6010C	Strontium	Sr	Y	73.8	—	—	1	µg/L	Y	—	NQ	2018-1667	CAWA-18-4	GELC
Between E252 and Water at Beta	02/08/2018	WS	F	INIT	REG	Inorganic	SW-846:6010C	Strontium	Sr	Y	72.2	—	—	1	µg/L	Y	—	NQ	2018-1667	CAWA-18-3	GELC
Between E252 and Water at Beta	07/15/2020	WS	UF	INIT	REG	RAD	EPA:905.0	Strontium-90	Sr-90	N	0.293	0.0996	0.319	—	pCi/L	Y	U	U	N3B-2020-1275	CAWA-20-199055	GELC
Between E252 and Water at Beta	02/08/2018	WS	UF	INIT	REG	RAD	EPA:905.0	Strontium-90	Sr-90	N	-0.257	0.112	0.484	—	pCi/L	Y	U	U	2018-1667	CAWA-18-4	GELC
Between E252 and Water at Beta	03/29/2016	WS	UF	INIT	REG	RAD	EPA:905.0	Strontium-90	Sr-90	N	-0.0491	0.133	0.481	—	pCi/L	Y	U	U	2016-965	CAWA-16-110732	GELC
Between E252 and Water at Beta	07/24/2015	WG	UF	INIT	FD	RAD	EPA:905.0	Strontium-90	Sr-90	N	0.236	0.148	0.489	—	pCi/L	Y	U	U	2015-1876	CAWA-15-100801	GELC
Between E252 and Water at Beta	07/24/2015	WG	UF	INIT	REG	RAD	EPA:905.0	Strontium-90	Sr-90	N	0.0454	0.123	0.442	—	pCi/L	Y	U	U	2015-1876	CAWA-15-100828	GELC
Between E252 and Water at Beta	08/14/2014	WS	UF	INIT	REG	RAD	EPA:905.0	Strontium-90	Sr-90	N	0.0483	0.135	0.48	—	pCi/L	Y	U	U	2014-4376	CAWA-14-84620	GELC
Between E252 and Water at Beta	03/29/2021	WS	F	INIT	REG	General Chemistry	EPA:300.0	Sulfate	SO4(-2)	Y	2.7	—	—	0.133	mg/L	Y	—	NQ	N3B-2021-1159	CAWA-21-218381	GELC
Between E252 and Water at Beta	07/15/2020	WS	F	INIT	REG	General Chemistry	EPA:300.0	Sulfate	SO4(-2)	Y	3.18	—	—	0.133	mg/L	Y	—	NQ	N3B-2020-1275	CAWA-20-199056	GELC
Between E252 and Water at Beta	08/08/2019	WS	F	INIT	REG	General Chemistry	EPA:300.0	Sulfate	SO4(-2)	Y	6.36	—	—	0.133	mg/L	Y	—	NQ	N3B-2019-2898	CAWA-19-183876	GELC
Between E252 and Water at Beta	03/19/2019	WS	F	INIT	REG	General Chemistry	EPA:300.0	Sulfate	SO4(-2)	Y	9.24	—	—	0.133	mg/L	Y	—	NQ	N3B-2019-1169	CAWA-19-167493	GELC
Between E252 and Water at Beta	08/21/2018	WS	F	INIT	REG	General Chemistry	EPA:300.0	Sulfate	SO4(-2)	Y	2.9	—	—	0.133	mg/L	Y	—	NQ	N3B-2018-3622	CAWA-18-160225	GELC

Table C-2 Analytical Detections from the Periodic Monitoring Events Reported in this Periodic Monitoring Report Plus Results from the Four Previous Monitoring Events if Available

Location ID	Sample Date	Sample Type	Field Preparation Code	Analysis Type Code	Sample Purpose	Method Category	Lab Method	Parameter Name	Parameter Code	Detected	Report Result	Lab Uncertainty	Report MDA	Report MDL	Report Unit	Best Value	Lab Qualifier	Validation Qualifier	COC #	Field Sample ID	Lab ID
Between E252 and Water at Beta	02/08/2018	WS	F	INIT	REG	General Chemistry	EPA:300.0	Sulfate	SO4(-2)	Y	3.92	—	—	0.133	mg/L	Y	—	NQ	2018-1667	CAWA-18-3	GELC
Between E252 and Water at Beta	03/29/2021	WS	F	INIT	REG	Inorganic	SW-846:6010C	Tin	Sn	Y	2.51	—	—	2.5	µg/L	Y	J	J	N3B-2021-1159	CAWA-21-218381	GELC
Between E252 and Water at Beta	07/15/2020	WS	F	INIT	REG	Inorganic	SW-846:6010C	Tin	Sn	N	2.5	—	—	2.5	µg/L	Y	U	U	N3B-2020-1273	CAWA-20-205273	GELC
Between E252 and Water at Beta	08/08/2019	WS	F	INIT	REG	Inorganic	SW-846:6010C	Tin	Sn	Y	3.09	—	—	2.5	µg/L	Y	J	J	N3B-2019-2898	CAWA-19-183876	GELC
Between E252 and Water at Beta	03/19/2019	WS	F	INIT	REG	Inorganic	SW-846:6010C	Tin	Sn	N	2.5	—	—	2.5	µg/L	Y	U	U	N3B-2019-1169	CAWA-19-167493	GELC
Between E252 and Water at Beta	08/21/2018	WS	F	INIT	REG	Inorganic	SW-846:6010C	Tin	Sn	N	2.5	—	—	2.5	µg/L	Y	U	U	N3B-2018-3622	CAWA-18-160225	GELC
Between E252 and Water at Beta	03/29/2021	WS	F	INIT	REG	General Chemistry	EPA:160.1	Total Dissolved Solids	TDS	Y	103	—	—	3.4	mg/L	Y	—	NQ	N3B-2021-1159	CAWA-21-218381	GELC
Between E252 and Water at Beta	07/15/2020	WS	F	INIT	REG	General Chemistry	EPA:160.1	Total Dissolved Solids	TDS	Y	153	—	—	3.4	mg/L	Y	—	NQ	N3B-2020-1275	CAWA-20-199056	GELC
Between E252 and Water at Beta	08/08/2019	WS	F	INIT	REG	General Chemistry	EPA:160.1	Total Dissolved Solids	TDS	Y	173	—	—	3.4	mg/L	Y	—	NQ	N3B-2019-2898	CAWA-19-183876	GELC
Between E252 and Water at Beta	03/19/2019	WS	F	INIT	REG	General Chemistry	EPA:160.1	Total Dissolved Solids	TDS	Y	91.4	—	—	3.4	mg/L	Y	—	NQ	N3B-2019-1169	CAWA-19-167493	GELC
Between E252 and Water at Beta	08/21/2018	WS	F	INIT	REG	General Chemistry	EPA:160.1	Total Dissolved Solids	TDS	Y	141	—	—	3.4	mg/L	Y	—	NQ	N3B-2018-3622	CAWA-18-160225	GELC
Between E252 and Water at Beta	02/08/2018	WS	F	INIT	REG	General Chemistry	EPA:160.1	Total Dissolved Solids	TDS	Y	120	—	—	3.4	mg/L	Y	—	NQ	2018-1667	CAWA-18-3	GELC
Between E252 and Water at Beta	07/15/2020	WS	UF	INIT	REG	General Chemistry	EPA:351.2	Total Kjeldahl Nitrogen	TKN	Y	0.125	—	—	0.033	mg/L	Y	—	J+	N3B-2020-1275	CAWA-20-199055	GELC
Between E252 and Water at Beta	08/08/2019	WS	UF	INIT	REG	General Chemistry	EPA:351.2	Total Kjeldahl Nitrogen	TKN	Y	0.522	—	—	0.033	mg/L	Y	—	J+	N3B-2019-2898	CAWA-19-183874	GELC
Between E252 and Water at Beta	03/19/2019	WS	UF	INIT	REG	General Chemistry	EPA:351.2	Total Kjeldahl Nitrogen	TKN	N	0.267	—	—	0.033	mg/L	Y	—	U	N3B-2019-1169	CAWA-19-167494	GELC
Between E252 and Water at Beta	08/21/2018	WS	UF	INIT	REG	General Chemistry	EPA:351.2	Total Kjeldahl Nitrogen	TKN	Y	0.188	—	—	0.033	mg/L	Y	—	NQ	N3B-2018-3622	CAWA-18-160226	GELC
Between E252 and Water at Beta	02/08/2018	WS	UF	INIT	REG	General Chemistry	EPA:351.2	Total Kjeldahl Nitrogen	TKN	Y	0.149	—	—	0.033	mg/L	Y	—	NQ	2018-1667	CAWA-18-4	GELC
Between E252 and Water at Beta	03/29/2021	WS	UF	INIT	REG	General Chemistry	SW-846:9060A	Total Organic Carbon	TOC	Y	1.72	—	—	0.33	mg/L	Y	—	NQ	N3B-2021-1159	CAWA-21-219608	GELC
Between E252 and Water at Beta	07/15/2020	WS	UF	INIT	REG	General Chemistry	SW-846:9060A	Total Organic Carbon	TOC	Y	2.92	—	—	0.33	mg/L	Y	—	NQ	N3B-2020-1275	CAWA-20-199055	GELC
Between E252 and Water at Beta	08/08/2019	WS	UF	INIT	REG	General Chemistry	SW-846:9060	Total Organic Carbon	TOC	Y	3.48	—	—	0.33	mg/L	Y	—	NQ	N3B-2019-2898	CAWA-19-183874	GELC
Between E252 and Water at Beta	03/19/2019	WS	UF	INIT	REG	General Chemistry	SW-846:9060	Total Organic Carbon	TOC	Y	6.15	—	—	0.33	mg/L	Y	—	NQ	N3B-2019-1169	CAWA-19-167494	GELC
Between E252 and Water at Beta	08/21/2018	WS	UF	INIT	REG	General Chemistry	SW-846:9060	Total Organic Carbon	TOC	Y	2.54	—	—	0.33	mg/L	Y	—	NQ	N3B-2018-3622	CAWA-18-160226	GELC
Between E252 and Water at Beta	02/08/2018	WS	UF	INIT	REG	General Chemistry	SW-846:9060	Total Organic Carbon	TOC	Y	2.27	—	—	0.33	mg/L	Y	—	NQ	2018-1667	CAWA-18-4	GELC
Between E252 and Water at Beta	03/29/2021	WS	F	INIT	REG	General Chemistry	EPA:365.4	Total Phosphate as Phosphorus	PO4-P	Y	0.0382	—	—	0.02	mg/L	Y	J	J	N3B-2021-1159	CAWA-21-218381	GELC
Between E252 and Water at Beta	07/15/2020	WS	F	INIT	REG	General Chemistry	EPA:365.4	Total Phosphate as Phosphorus	PO4-P	Y	0.087	—	—	0.02	mg/L	Y	—	NQ	N3B-2020-1275	CAWA-20-199056	GELC
Between E252 and Water at Beta	08/08/2019	WS	F	INIT	REG	General Chemistry	EPA:365.4	Total Phosphate as Phosphorus	PO4-P	N	0.0425	—	—	0.02	mg/L	Y	J	U	N3B-2019-2898	CAWA-19-183876	GELC
Between E252 and Water at Beta	03/19/2019	WS	F	INIT	REG	General Chemistry	EPA:365.4	Total Phosphate as Phosphorus	PO4-P	Y	0.0949	—	—	0.02	mg/L	Y	—	NQ	N3B-2019-1169	CAWA-19-167493	GELC
Between E252 and Water at Beta	08/21/2018	WS	F	INIT	REG	General Chemistry	EPA:365.4	Total Phosphate as Phosphorus	PO4-P	N	0.0355	—	—	0.02	mg/L	Y	J	U	N3B-2018-3622	CAWA-18-160225	GELC

Table C-2 Analytical Detections from the Periodic Monitoring Events Reported in this Periodic Monitoring Report Plus Results from the Four Previous Monitoring Events if Available

Location ID	Sample Date	Sample Type	Field Preparation Code	Analysis Type Code	Sample Purpose	Method Category	Lab Method	Parameter Name	Parameter Code	Detected	Report Result	Lab Uncertainty	Report MDA	Report MDL	Report Unit	Best Value	Lab Qualifier	Validation Qualifier	COC #	Field Sample ID	Lab ID
Between E252 and Water at Beta	02/08/2018	WS	F	INIT	REG	General Chemistry	EPA:365.4	Total Phosphate as Phosphorus	PO4-P	Y	0.135	—	—	0.02	mg/L	Y	—	NQ	2018-1667	CAWA-18-3	GELC
Between E252 and Water at Beta	07/15/2020	WS	UF	INIT	REG	RAD	HASL-300:ISOU	Uranium-234	U-234	N	0.0141	0.0256	0.161	—	pCi/L	Y	U	U	N3B-2020-1275	CAWA-20-199055	GELC
Between E252 and Water at Beta	02/08/2018	WS	UF	INIT	REG	RAD	HASL-300:ISOU	Uranium-234	U-234	N	0.137	0.0274	0.185	—	pCi/L	Y	U	U	2018-1667	CAWA-18-4	GELC
Between E252 and Water at Beta	03/29/2016	WS	UF	INIT	REG	RAD	HASL-300:ISOU	Uranium-234	U-234	N	0.0168	0.00968	0.11	—	pCi/L	Y	U	U	2016-965	CAWA-16-110732	GELC
Between E252 and Water at Beta	07/24/2015	WG	UF	INIT	FD	RAD	HASL-300:ISOU	Uranium-234	U-234	N	0.0565	0.0145	0.12	—	pCi/L	Y	U	U	2015-1876	CAWA-15-100801	GELC
Between E252 and Water at Beta	07/24/2015	WG	UF	INIT	REG	RAD	HASL-300:ISOU	Uranium-234	U-234	N	0.0335	0.0139	0.114	—	pCi/L	Y	U	U	2015-1876	CAWA-15-100828	GELC
Between E252 and Water at Beta	08/14/2014	WS	UF	INIT	REG	RAD	HASL-300:ISOU	Uranium-234	U-234	N	0.0518	0.0132	0.0641	—	pCi/L	Y	U	U	2014-4376	CAWA-14-84620	GELC
Between E252 and Water at Beta	07/15/2020	WS	UF	INIT	REG	RAD	HASL-300:ISOU	Uranium-235/236	U-235/236	N	0.00644	0.0183	0.127	—	pCi/L	Y	U	U	N3B-2020-1275	CAWA-20-199055	GELC
Between E252 and Water at Beta	02/08/2018	WS	UF	INIT	REG	RAD	HASL-300:ISOU	Uranium-235/236	U-235/236	N	0.0419	0.0222	0.104	—	pCi/L	Y	U	U	2018-1667	CAWA-18-4	GELC
Between E252 and Water at Beta	03/29/2016	WS	UF	INIT	REG	RAD	HASL-300:ISOU	Uranium-235/236	U-235/236	N	0.0276	0.0109	0.0756	—	pCi/L	Y	U	U	2016-965	CAWA-16-110732	GELC
Between E252 and Water at Beta	07/24/2015	WG	UF	INIT	FD	RAD	HASL-300:ISOU	Uranium-235/236	U-235/236	N	0.0299	0.011	0.0794	—	pCi/L	Y	U	U	2015-1876	CAWA-15-100801	GELC
Between E252 and Water at Beta	07/24/2015	WG	UF	INIT	REG	RAD	HASL-300:ISOU	Uranium-235/236	U-235/236	N	0	0.00779	0.076	—	pCi/L	Y	U	U	2015-1876	CAWA-15-100828	GELC
Between E252 and Water at Beta	08/14/2014	WS	UF	INIT	REG	RAD	HASL-300:ISOU	Uranium-235/236	U-235/236	N	0	0.0101	0.0386	—	pCi/L	Y	U	U	2014-4376	CAWA-14-84620	GELC
Between E252 and Water at Beta	07/15/2020	WS	UF	INIT	REG	RAD	HASL-300:ISOU	Uranium-238	U-238	N	0.0156	0.021	0.151	—	pCi/L	Y	U	U	N3B-2020-1275	CAWA-20-199055	GELC
Between E252 and Water at Beta	02/08/2018	WS	UF	INIT	REG	RAD	HASL-300:ISOU	Uranium-238	U-238	N	0.0476	0.0188	0.0943	—	pCi/L	Y	U	U	2018-1667	CAWA-18-4	GELC
Between E252 and Water at Beta	03/29/2016	WS	UF	INIT	REG	RAD	HASL-300:ISOU	Uranium-238	U-238	N	0.0503	0.0125	0.0719	—	pCi/L	Y	U	U	2016-965	CAWA-16-110732	GELC
Between E252 and Water at Beta	07/24/2015	WG	UF	INIT	FD	RAD	HASL-300:ISOU	Uranium-238	U-238	N	0.0726	0.015	0.0749	—	pCi/L	Y	U	U	2015-1876	CAWA-15-100801	GELC
Between E252 and Water at Beta	07/24/2015	WG	UF	INIT	REG	RAD	HASL-300:ISOU	Uranium-238	U-238	N	0.0386	0.0106	0.0717	—	pCi/L	Y	U	U	2015-1876	CAWA-15-100828	GELC
Between E252 and Water at Beta	08/14/2014	WS	UF	INIT	REG	RAD	HASL-300:ISOU	Uranium-238	U-238	N	0.0544	0.0144	0.0572	—	pCi/L	Y	U	U	2014-4376	CAWA-14-84620	GELC
Between E252 and Water at Beta	03/29/2021	WS	F	INIT	REG	Inorganic	SW-846:6010C	Vanadium	V	Y	2.98	—	—	1	µg/L	Y	J	J	N3B-2021-1159	CAWA-21-218381	GELC
Between E252 and Water at Beta	03/29/2021	WS	UF	INIT	REG	Inorganic	SW-846:6010C	Vanadium	V	Y	3.07	—	—	1	µg/L	Y	J	J	N3B-2021-1159	CAWA-21-219608	GELC
Between E252 and Water at Beta	07/15/2020	WS	UF	INIT	REG	Inorganic	SW-846:6010C	Vanadium	V	Y	2.88	—	—	1	µg/L	Y	J	J	N3B-2020-1273	CAWA-20-205274	GELC
Between E252 and Water at Beta	07/15/2020	WS	F	INIT	REG	Inorganic	SW-846:6010C	Vanadium	V	Y	3.3	—	—	1	µg/L	Y	J	J	N3B-2020-1273	CAWA-20-205273	GELC
Between E252 and Water at Beta	08/08/2019	WS	F	INIT	REG	Inorganic	SW-846:6010C	Vanadium	V	Y	2.83	—	—	1	µg/L	Y	J	J	N3B-2019-2898	CAWA-19-183876	GELC
Between E252 and Water at Beta	08/08/2019	WS	UF	INIT	REG	Inorganic	SW-846:6010C	Vanadium	V	Y	2.95	—	—	1	µg/L	Y	J	J	N3B-2019-2898	CAWA-19-183874	GELC
Between E252 and Water at Beta	03/19/2019	WS	UF	INIT	REG	Inorganic	SW-846:6010C	Vanadium	V	Y	3	—	—	1	µg/L	Y	J	J	N3B-2019-1169	CAWA-19-167494	GELC
Between E252 and Water at Beta	03/19/2019	WS	F	INIT	REG	Inorganic	SW-846:6010C	Vanadium	V	Y	3.04	—	—	1	µg/L	Y	J	J	N3B-2019-1169	CAWA-19-167493	GELC
Between E252 and Water at Beta	08/21/2018	WS	F	INIT	REG	Inorganic	SW-846:6010C	Vanadium	V	Y	3.34	—	—	1	µg/L	Y	J	J	N3B-2018-3622	CAWA-18-160225	GELC

Table C-2 Analytical Detections from the Periodic Monitoring Events Reported in this Periodic Monitoring Report Plus Results from the Four Previous Monitoring Events if Available

Location ID	Sample Date	Sample Type	Field Preparation Code	Analysis Type Code	Sample Purpose	Method Category	Lab Method	Parameter Name	Parameter Code	Detected	Report Result	Lab Uncertainty	Report MDA	Report MDL	Report Unit	Best Value	Lab Qualifier	Validation Qualifier	COC #	Field Sample ID	Lab ID
Between E252 and Water at Beta	08/21/2018	WS	UF	INIT	REG	Inorganic	SW-846:6010C	Vanadium	V	Y	3.16	—	—	1	µg/L	Y	J	J	N3B-2018-3622	CAWA-18-160226	GELC
Between E252 and Water at Beta	02/08/2018	WS	UF	INIT	REG	Inorganic	SW-846:6010C	Vanadium	V	Y	2.81	—	—	1	µg/L	Y	J	J	2018-1667	CAWA-18-4	GELC
Between E252 and Water at Beta	02/08/2018	WS	F	INIT	REG	Inorganic	SW-846:6010C	Vanadium	V	Y	2.52	—	—	1	µg/L	Y	J	J	2018-1667	CAWA-18-3	GELC
Between E252 and Water at Beta	03/29/2021	WS	F	INIT	REG	Inorganic	SW-846:6010C	Zinc	Zn	Y	3.31	—	—	3.3	µg/L	Y	J	J	N3B-2021-1159	CAWA-21-218381	GELC
Between E252 and Water at Beta	07/15/2020	WS	F	INIT	REG	Inorganic	SW-846:6010C	Zinc	Zn	N	7.18	—	—	3.3	µg/L	Y	J	U	N3B-2020-1273	CAWA-20-205273	GELC
Between E252 and Water at Beta	08/08/2019	WS	F	INIT	REG	Inorganic	SW-846:6010C	Zinc	Zn	N	3.3	—	—	3.3	µg/L	Y	U	U	N3B-2019-2898	CAWA-19-183876	GELC
Between E252 and Water at Beta	03/19/2019	WS	F	INIT	REG	Inorganic	SW-846:6010C	Zinc	Zn	N	3.3	—	—	3.3	µg/L	Y	U	U	N3B-2019-1169	CAWA-19-167493	GELC
Between E252 and Water at Beta	08/21/2018	WS	F	INIT	REG	Inorganic	SW-846:6010C	Zinc	Zn	N	3.3	—	—	3.3	µg/L	Y	U	U	N3B-2018-3622	CAWA-18-160225	GELC
Paj bel S-N Anch E Basin conf	03/16/2021	WS	F	INIT	REG	General Chemistry	EPA:150.1	Acidity or Alkalinity of a solution	pH	Y	7.56	—	—	0.01	SU	Y	H	J	N3B-2021-1070	CAPA-21-218366	GELC
Paj bel S-N Anch E Basin conf	08/14/2019	WS	F	INIT	REG	General Chemistry	EPA:150.1	Acidity or Alkalinity of a solution	pH	Y	7.6	—	—	0.01	SU	Y	H	NQ	N3B-2019-3012	CAPA-19-183880	GELC
Paj bel S-N Anch E Basin conf	03/12/2019	WS	F	INIT	REG	General Chemistry	EPA:150.1	Acidity or Alkalinity of a solution	pH	Y	7.47	—	—	0.01	SU	Y	H	NQ	N3B-2019-1065	CAPA-19-167669	GELC
Paj bel S-N Anch E Basin conf	02/13/2018	WS	F	INIT	REG	General Chemistry	EPA:150.1	Acidity or Alkalinity of a solution	pH	Y	7.78	—	—	0.01	SU	Y	H	NQ	2018-1719	CAPA-18-13	GELC
Paj bel S-N Anch E Basin conf	09/06/2017	WS	F	INIT	REG	General Chemistry	EPA:150.1	Acidity or Alkalinity of a solution	pH	Y	7.68	—	—	0.01	SU	Y	H	NQ	2017-2708	CAPA-17-142952	GELC
Paj bel S-N Anch E Basin conf	03/16/2021	WS	F	INIT	REG	General Chemistry	EPA:310.1	Alkalinity-CO3+HCO3	ALK-CO3+HCO3	Y	32.8	—	—	1.45	mg/L	Y	—	NQ	N3B-2021-1070	CAPA-21-218366	GELC
Paj bel S-N Anch E Basin conf	08/14/2019	WS	F	INIT	REG	General Chemistry	EPA:310.1	Alkalinity-CO3+HCO3	ALK-CO3+HCO3	Y	49.7	—	—	1.45	mg/L	Y	—	NQ	N3B-2019-3012	CAPA-19-183880	GELC
Paj bel S-N Anch E Basin conf	03/12/2019	WS	F	INIT	REG	General Chemistry	EPA:310.1	Alkalinity-CO3+HCO3	ALK-CO3+HCO3	Y	30.2	—	—	1.45	mg/L	Y	—	NQ	N3B-2019-1065	CAPA-19-167669	GELC
Paj bel S-N Anch E Basin conf	02/13/2018	WS	F	INIT	REG	General Chemistry	EPA:310.1	Alkalinity-CO3+HCO3	ALK-CO3+HCO3	Y	41.6	—	—	1.45	mg/L	Y	—	NQ	2018-1719	CAPA-18-13	GELC
Paj bel S-N Anch E Basin conf	09/06/2017	WS	F	INIT	REG	General Chemistry	EPA:310.1	Alkalinity-CO3+HCO3	ALK-CO3+HCO3	Y	56.5	—	—	1.45	mg/L	Y	—	NQ	2017-2708	CAPA-17-142952	GELC
Paj bel S-N Anch E Basin conf	03/16/2021	WS	F	INIT	REG	Inorganic	SW-846:6010C	Aluminum	Al	Y	105	—	—	68	µg/L	Y	J	J	N3B-2021-1070	CAPA-21-218366	GELC
Paj bel S-N Anch E Basin conf	03/16/2021	WS	UF	INIT	REG	Inorganic	SW-846:6010C	Aluminum	Al	Y	330	—	—	68	µg/L	Y	—	NQ	N3B-2021-1070	CAPA-21-218367	GELC
Paj bel S-N Anch E Basin conf	08/14/2019	WS	UF	INIT	REG	Inorganic	SW-846:6010C	Aluminum	Al	Y	1080	—	—	68	µg/L	Y	—	NQ	N3B-2019-3012	CAPA-19-183879	GELC
Paj bel S-N Anch E Basin conf	08/14/2019	WS	F	INIT	REG	Inorganic	SW-846:6010C	Aluminum	Al	Y	659	—	—	68	µg/L	Y	—	NQ	N3B-2019-3012	CAPA-19-183880	GELC
Paj bel S-N Anch E Basin conf	03/12/2019	WS	F	INIT	REG	Inorganic	SW-846:6010C	Aluminum	Al	Y	2870	—	—	68	µg/L	Y	—	NQ	N3B-2019-1065	CAPA-19-167669	GELC
Paj bel S-N Anch E Basin conf	03/12/2019	WS	UF	INIT	REG	Inorganic	SW-846:6010C	Aluminum	Al	Y	9440	—	—	68	µg/L	Y	—	NQ	N3B-2019-1065	CAPA-19-167670	GELC
Paj bel S-N Anch E Basin conf	02/13/2018	WS	UF	INIT	REG	Inorganic	SW-846:6010C	Aluminum	Al	Y	1540	—	—	68	µg/L	Y	—	NQ	2018-1719	CAPA-18-14	GELC
Paj bel S-N Anch E Basin conf	02/13/2018	WS	F	INIT	REG	Inorganic	SW-846:6010C	Aluminum	Al	Y	1050	—	—	68	µg/L	Y	—	NQ	2018-1719	CAPA-18-13	GELC
Paj bel S-N Anch E Basin conf	09/06/2017	WS	F	INIT	REG	Inorganic	SW-846:6010C	Aluminum	Al	Y	260	—	—	68	µg/L	Y	—	NQ	2017-2708	CAPA-17-142952	GELC
Paj bel S-N Anch E Basin conf	09/06/2017	WS	UF	INIT	REG	Inorganic	SW-846:6010C	Aluminum	Al	Y	270	—	—	68	µg/L	Y	—	NQ	2017-2708	CAPA-17-142953	GELC

Table C-2 Analytical Detections from the Periodic Monitoring Events Reported in this Periodic Monitoring Report Plus Results from the Four Previous Monitoring Events if Available

Location ID	Sample Date	Sample Type	Field Preparation Code	Analysis Type Code	Sample Purpose	Method Category	Lab Method	Parameter Name	Parameter Code	Detected	Report Result	Lab Uncertainty	Report MDA	Report MDL	Report Unit	Best Value	Lab Qualifier	Validation Qualifier	COC #	Field Sample ID	Lab ID
Paj bel S-N Anch E Basin conf	03/16/2021	WS	F	INIT	REG	General Chemistry	EPA:350.1	Ammonia as Nitrogen	NH3-N	Y	0.04	—	—	0.017	mg/L	Y	J	J-	N3B-2021-1070	CAPA-21-218366	GELC
Paj bel S-N Anch E Basin conf	08/14/2019	WS	F	INIT	REG	General Chemistry	EPA:350.1	Ammonia as Nitrogen	NH3-N	N	0.078	—	—	0.017	mg/L	Y	—	U	N3B-2019-3012	CAPA-19-183880	GELC
Paj bel S-N Anch E Basin conf	03/12/2019	WS	F	INIT	REG	General Chemistry	EPA:350.1	Ammonia as Nitrogen	NH3-N	N	0.0803	—	—	0.017	mg/L	Y	—	U	N3B-2019-1065	CAPA-19-167669	GELC
Paj bel S-N Anch E Basin conf	02/13/2018	WS	F	INIT	REG	General Chemistry	EPA:350.1	Ammonia as Nitrogen	NH3-N	Y	0.0634	—	—	0.017	mg/L	Y	—	NQ	2018-1719	CAPA-18-13	GELC
Paj bel S-N Anch E Basin conf	09/06/2017	WS	F	INIT	REG	General Chemistry	EPA:350.1	Ammonia as Nitrogen	NH3-N	N	0.121	—	—	0.017	mg/L	Y	—	U	2017-2708	CAPA-17-142952	GELC
Paj bel S-N Anch E Basin conf	03/16/2021	WS	F	INIT	REG	Inorganic	SW-846:6020B	Arsenic	As	Y	3.47	—	—	2	µg/L	Y	J	J	N3B-2021-1070	CAPA-21-218366	GELC
Paj bel S-N Anch E Basin conf	03/16/2021	WS	UF	INIT	REG	Inorganic	SW-846:6020B	Arsenic	As	Y	3.71	—	—	2	µg/L	Y	J	J	N3B-2021-1070	CAPA-21-218367	GELC
Paj bel S-N Anch E Basin conf	08/14/2019	WS	UF	INIT	REG	Inorganic	SW-846:6020	Arsenic	As	Y	2.64	—	—	2	µg/L	Y	J	J	N3B-2019-3012	CAPA-19-183879	GELC
Paj bel S-N Anch E Basin conf	08/14/2019	WS	F	INIT	REG	Inorganic	SW-846:6020	Arsenic	As	Y	2.69	—	—	2	µg/L	Y	J	J	N3B-2019-3012	CAPA-19-183880	GELC
Paj bel S-N Anch E Basin conf	03/12/2019	WS	F	INIT	REG	Inorganic	SW-846:6020	Arsenic	As	Y	2.78	—	—	2	µg/L	Y	J	J	N3B-2019-1065	CAPA-19-167669	GELC
Paj bel S-N Anch E Basin conf	03/12/2019	WS	UF	INIT	REG	Inorganic	SW-846:6020	Arsenic	As	Y	3.08	—	—	2	µg/L	Y	J	J	N3B-2019-1065	CAPA-19-167670	GELC
Paj bel S-N Anch E Basin conf	02/13/2018	WS	UF	INIT	REG	Inorganic	SW-846:6020	Arsenic	As	Y	2.38	—	—	2	µg/L	Y	J	J	2018-1719	CAPA-18-14	GELC
Paj bel S-N Anch E Basin conf	02/13/2018	WS	F	INIT	REG	Inorganic	SW-846:6020	Arsenic	As	Y	2.29	—	—	2	µg/L	Y	J	J	2018-1719	CAPA-18-13	GELC
Paj bel S-N Anch E Basin conf	09/06/2017	WS	F	INIT	REG	Inorganic	SW-846:6020	Arsenic	As	Y	2.81	—	—	2	µg/L	Y	J	J	2017-2708	CAPA-17-142952	GELC
Paj bel S-N Anch E Basin conf	09/06/2017	WS	UF	INIT	REG	Inorganic	SW-846:6020	Arsenic	As	Y	3.17	—	—	2	µg/L	Y	J	J	2017-2708	CAPA-17-142953	GELC
Paj bel S-N Anch E Basin conf	03/16/2021	WS	F	INIT	REG	Inorganic	SW-846:6010C	Barium	Ba	Y	60.1	—	—	1	µg/L	Y	—	NQ	N3B-2021-1070	CAPA-21-218366	GELC
Paj bel S-N Anch E Basin conf	03/16/2021	WS	UF	INIT	REG	Inorganic	SW-846:6010C	Barium	Ba	Y	60.5	—	—	1	µg/L	Y	—	NQ	N3B-2021-1070	CAPA-21-218367	GELC
Paj bel S-N Anch E Basin conf	08/14/2019	WS	UF	INIT	REG	Inorganic	SW-846:6010C	Barium	Ba	Y	48.5	—	—	1	µg/L	Y	—	NQ	N3B-2019-3012	CAPA-19-183879	GELC
Paj bel S-N Anch E Basin conf	08/14/2019	WS	F	INIT	REG	Inorganic	SW-846:6010C	Barium	Ba	Y	47	—	—	1	µg/L	Y	—	NQ	N3B-2019-3012	CAPA-19-183880	GELC
Paj bel S-N Anch E Basin conf	03/12/2019	WS	F	INIT	REG	Inorganic	SW-846:6010C	Barium	Ba	Y	56.4	—	—	1	µg/L	Y	—	NQ	N3B-2019-1065	CAPA-19-167669	GELC
Paj bel S-N Anch E Basin conf	03/12/2019	WS	UF	INIT	REG	Inorganic	SW-846:6010C	Barium	Ba	Y	87.7	—	—	1	µg/L	Y	—	NQ	N3B-2019-1065	CAPA-19-167670	GELC
Paj bel S-N Anch E Basin conf	02/13/2018	WS	UF	INIT	REG	Inorganic	SW-846:6010C	Barium	Ba	Y	41	—	—	1	µg/L	Y	—	NQ	2018-1719	CAPA-18-14	GELC
Paj bel S-N Anch E Basin conf	02/13/2018	WS	F	INIT	REG	Inorganic	SW-846:6010C	Barium	Ba	Y	38.5	—	—	1	µg/L	Y	—	NQ	2018-1719	CAPA-18-13	GELC
Paj bel S-N Anch E Basin conf	09/06/2017	WS	F	INIT	REG	Inorganic	SW-846:6010C	Barium	Ba	Y	56.2	—	—	1	µg/L	Y	—	NQ	2017-2708	CAPA-17-142952	GELC
Paj bel S-N Anch E Basin conf	09/06/2017	WS	UF	INIT	REG	Inorganic	SW-846:6010C	Barium	Ba	Y	57.5	—	—	1	µg/L	Y	—	NQ	2017-2708	CAPA-17-142953	GELC
Paj bel S-N Anch E Basin conf	03/16/2021	WS	F	INIT	REG	Inorganic	SW-846:6010C	Calcium	Ca	Y	16.2	—	—	0.05	mg/L	Y	—	NQ	N3B-2021-1070	CAPA-21-218366	GELC
Paj bel S-N Anch E Basin conf	03/16/2021	WS	UF	INIT	REG	Inorganic	SW-846:6010C	Calcium	Ca	Y	16.3	—	—	0.05	mg/L	Y	—	NQ	N3B-2021-1070	CAPA-21-218367	GELC
Paj bel S-N Anch E Basin conf	08/14/2019	WS	UF	INIT	REG	Inorganic	SW-846:6010C	Calcium	Ca	Y	10.8	—	—	0.05	mg/L	Y	—	NQ	N3B-2019-3012	CAPA-19-183879	GELC

Table C-2 Analytical Detections from the Periodic Monitoring Events Reported in this Periodic Monitoring Report Plus Results from the Four Previous Monitoring Events if Available

Location ID	Sample Date	Sample Type	Field Preparation Code	Analysis Type Code	Sample Purpose	Method Category	Lab Method	Parameter Name	Parameter Code	Detected	Report Result	Lab Uncertainty	Report MDA	Report MDL	Report Unit	Best Value	Lab Qualifier	Validation Qualifier	COC #	Field Sample ID	Lab ID
Paj bel S-N Anch E Basin conf	08/14/2019	WS	F	INIT	REG	Inorganic	SW-846:6010C	Calcium	Ca	Y	10.9	—	—	0.05	mg/L	Y	—	NQ	N3B-2019-3012	CAPA-19-183880	GELC
Paj bel S-N Anch E Basin conf	03/12/2019	WS	F	INIT	REG	Inorganic	SW-846:6010C	Calcium	Ca	Y	10.2	—	—	0.05	mg/L	Y	—	NQ	N3B-2019-1065	CAPA-19-167669	GELC
Paj bel S-N Anch E Basin conf	03/12/2019	WS	UF	INIT	REG	Inorganic	SW-846:6010C	Calcium	Ca	Y	10.8	—	—	0.05	mg/L	Y	—	NQ	N3B-2019-1065	CAPA-19-167670	GELC
Paj bel S-N Anch E Basin conf	02/13/2018	WS	UF	INIT	REG	Inorganic	SW-846:6010C	Calcium	Ca	Y	10.4	—	—	0.05	mg/L	Y	—	NQ	2018-1719	CAPA-18-14	GELC
Paj bel S-N Anch E Basin conf	02/13/2018	WS	F	INIT	REG	Inorganic	SW-846:6010C	Calcium	Ca	Y	10.3	—	—	0.05	mg/L	Y	—	NQ	2018-1719	CAPA-18-13	GELC
Paj bel S-N Anch E Basin conf	09/06/2017	WS	F	INIT	REG	Inorganic	SW-846:6010C	Calcium	Ca	Y	13.9	—	—	0.05	mg/L	Y	—	NQ	2017-2708	CAPA-17-142952	GELC
Paj bel S-N Anch E Basin conf	09/06/2017	WS	UF	INIT	REG	Inorganic	SW-846:6010C	Calcium	Ca	Y	14.3	—	—	0.05	mg/L	Y	—	NQ	2017-2708	CAPA-17-142953	GELC
Paj bel S-N Anch E Basin conf	03/16/2021	WS	F	INIT	REG	General Chemistry	EPA:300.0	Chloride	Cl(-1)	Y	40	—	—	0.67	mg/L	Y	—	NQ	N3B-2021-1070	CAPA-21-218366	GELC
Paj bel S-N Anch E Basin conf	08/14/2019	WS	F	INIT	REG	General Chemistry	EPA:300.0	Chloride	Cl(-1)	Y	11.3	—	—	0.134	mg/L	Y	—	NQ	N3B-2019-3012	CAPA-19-183880	GELC
Paj bel S-N Anch E Basin conf	03/12/2019	WS	F	INIT	REG	General Chemistry	EPA:300.0	Chloride	Cl(-1)	Y	34	—	—	0.335	mg/L	Y	—	NQ	N3B-2019-1065	CAPA-19-167669	GELC
Paj bel S-N Anch E Basin conf	02/13/2018	WS	F	INIT	REG	General Chemistry	EPA:300.0	Chloride	Cl(-1)	Y	13.8	—	—	0.134	mg/L	Y	—	NQ	2018-1719	CAPA-18-13	GELC
Paj bel S-N Anch E Basin conf	09/06/2017	WS	F	INIT	REG	General Chemistry	EPA:300.0	Chloride	Cl(-1)	Y	18.7	—	—	0.335	mg/L	Y	—	NQ	2017-2708	CAPA-17-142952	GELC
Paj bel S-N Anch E Basin conf	03/16/2021	WS	F	INIT	REG	General Chemistry	EPA:300.0	Fluoride	F(-1)	Y	0.0714	—	—	0.033	mg/L	Y	J	J	N3B-2021-1070	CAPA-21-218366	GELC
Paj bel S-N Anch E Basin conf	08/14/2019	WS	F	INIT	REG	General Chemistry	EPA:300.0	Fluoride	F(-1)	Y	0.152	—	—	0.033	mg/L	Y	—	NQ	N3B-2019-3012	CAPA-19-183880	GELC
Paj bel S-N Anch E Basin conf	03/12/2019	WS	F	INIT	REG	General Chemistry	EPA:300.0	Fluoride	F(-1)	Y	0.127	—	—	0.033	mg/L	Y	—	NQ	N3B-2019-1065	CAPA-19-167669	GELC
Paj bel S-N Anch E Basin conf	02/13/2018	WS	F	INIT	REG	General Chemistry	EPA:300.0	Fluoride	F(-1)	Y	0.112	—	—	0.033	mg/L	Y	—	NQ	2018-1719	CAPA-18-13	GELC
Paj bel S-N Anch E Basin conf	09/06/2017	WS	F	INIT	REG	General Chemistry	EPA:300.0	Fluoride	F(-1)	Y	0.0871	—	—	0.033	mg/L	Y	J	J	2017-2708	CAPA-17-142952	GELC
Paj bel S-N Anch E Basin conf	03/16/2021	WS	F	INIT	REG	Inorganic	SM:A2340B	Hardness	Hardness	Y	61	—	—	0.453	mg/L	Y	—	NQ	N3B-2021-1070	CAPA-21-218366	GELC
Paj bel S-N Anch E Basin conf	03/16/2021	WS	UF	INIT	REG	Inorganic	SM:A2340B	Hardness	Hardness	Y	61.5	—	—	0.453	mg/L	Y	—	NQ	N3B-2021-1070	CAPA-21-218367	GELC
Paj bel S-N Anch E Basin conf	08/14/2019	WS	UF	INIT	REG	Inorganic	SM:A2340B	Hardness	Hardness	Y	40.3	—	—	0.453	mg/L	Y	—	NQ	N3B-2019-3012	CAPA-19-183879	GELC
Paj bel S-N Anch E Basin conf	08/14/2019	WS	F	INIT	REG	Inorganic	SM:A2340B	Hardness	Hardness	Y	40.7	—	—	0.453	mg/L	Y	—	NQ	N3B-2019-3012	CAPA-19-183880	GELC
Paj bel S-N Anch E Basin conf	03/12/2019	WS	F	INIT	REG	Inorganic	SM:A2340B	Hardness	Hardness	Y	38.9	—	—	0.453	mg/L	Y	—	NQ	N3B-2019-1065	CAPA-19-167669	GELC
Paj bel S-N Anch E Basin conf	03/12/2019	WS	UF	INIT	REG	Inorganic	SM:A2340B	Hardness	Hardness	Y	43.3	—	—	0.453	mg/L	Y	—	NQ	N3B-2019-1065	CAPA-19-167670	GELC
Paj bel S-N Anch E Basin conf	02/13/2018	WS	UF	INIT	REG	Inorganic	SM:A2340B	Hardness	Hardness	Y	39.5	—	—	0.453	mg/L	Y	—	NQ	2018-1719	CAPA-18-14	GELC
Paj bel S-N Anch E Basin conf	02/13/2018	WS	F	INIT	REG	Inorganic	SM:A2340B	Hardness	Hardness	Y	39.3	—	—	0.453	mg/L	Y	—	NQ	2018-1719	CAPA-18-13	GELC
Paj bel S-N Anch E Basin conf	09/06/2017	WS	F	INIT	REG	Inorganic	SM:A2340B	Hardness	Hardness	Y	51.7	—	—	0.453	mg/L	Y	—	NQ	2017-2708	CAPA-17-142952	GELC
Paj bel S-N Anch E Basin conf	09/06/2017	WS	UF	INIT	REG	Inorganic	SM:A2340B	Hardness	Hardness	Y	53	—	—	0.453	mg/L	Y	—	NQ	2017-2708	CAPA-17-142953	GELC
Paj bel S-N Anch E Basin conf	03/16/2021	WS	F	INIT	REG	Inorganic	SW-846:6010C	Iron	Fe	Y	64.4	—	—	30	µg/L	Y	J	J	N3B-2021-1070	CAPA-21-218366	GELC

Table C-2 Analytical Detections from the Periodic Monitoring Events Reported in this Periodic Monitoring Report Plus Results from the Four Previous Monitoring Events if Available

Location ID	Sample Date	Sample Type	Field Preparation Code	Analysis Type Code	Sample Purpose	Method Category	Lab Method	Parameter Name	Parameter Code	Detected	Report Result	Lab Uncertainty	Report MDA	Report MDL	Report Unit	Best Value	Lab Qualifier	Validation Qualifier	COC #	Field Sample ID	Lab ID
Paj bel S-N Anch E Basin conf	03/16/2021	WS	UF	INIT	REG	Inorganic	SW-846:6010C	Iron	Fe	Y	200	—	—	30	µg/L	Y	—	NQ	N3B-2021-1070	CAPA-21-218367	GELC
Paj bel S-N Anch E Basin conf	08/14/2019	WS	UF	INIT	REG	Inorganic	SW-846:6010C	Iron	Fe	Y	592	—	—	30	µg/L	Y	—	NQ	N3B-2019-3012	CAPA-19-183879	GELC
Paj bel S-N Anch E Basin conf	08/14/2019	WS	F	INIT	REG	Inorganic	SW-846:6010C	Iron	Fe	Y	359	—	—	30	µg/L	Y	—	NQ	N3B-2019-3012	CAPA-19-183880	GELC
Paj bel S-N Anch E Basin conf	03/12/2019	WS	F	INIT	REG	Inorganic	SW-846:6010C	Iron	Fe	Y	1510	—	—	30	µg/L	Y	—	NQ	N3B-2019-1065	CAPA-19-167669	GELC
Paj bel S-N Anch E Basin conf	03/12/2019	WS	UF	INIT	REG	Inorganic	SW-846:6010C	Iron	Fe	Y	5450	—	—	30	µg/L	Y	—	NQ	N3B-2019-1065	CAPA-19-167670	GELC
Paj bel S-N Anch E Basin conf	02/13/2018	WS	UF	INIT	REG	Inorganic	SW-846:6010C	Iron	Fe	Y	760	—	—	30	µg/L	Y	—	NQ	2018-1719	CAPA-18-14	GELC
Paj bel S-N Anch E Basin conf	02/13/2018	WS	F	INIT	REG	Inorganic	SW-846:6010C	Iron	Fe	Y	494	—	—	30	µg/L	Y	—	NQ	2018-1719	CAPA-18-13	GELC
Paj bel S-N Anch E Basin conf	09/06/2017	WS	F	INIT	REG	Inorganic	SW-846:6010C	Iron	Fe	Y	142	—	—	30	µg/L	Y	—	NQ	2017-2708	CAPA-17-142952	GELC
Paj bel S-N Anch E Basin conf	09/06/2017	WS	UF	INIT	REG	Inorganic	SW-846:6010C	Iron	Fe	Y	151	—	—	30	µg/L	Y	—	NQ	2017-2708	CAPA-17-142953	GELC
Paj bel S-N Anch E Basin conf	03/16/2021	WS	F	INIT	REG	Inorganic	SW-846:6010C	Magnesium	Mg	Y	5	—	—	0.11	mg/L	Y	—	NQ	N3B-2021-1070	CAPA-21-218366	GELC
Paj bel S-N Anch E Basin conf	03/16/2021	WS	UF	INIT	REG	Inorganic	SW-846:6010C	Magnesium	Mg	Y	5.06	—	—	0.11	mg/L	Y	—	NQ	N3B-2021-1070	CAPA-21-218367	GELC
Paj bel S-N Anch E Basin conf	08/14/2019	WS	UF	INIT	REG	Inorganic	SW-846:6010C	Magnesium	Mg	Y	3.26	—	—	0.11	mg/L	Y	—	NQ	N3B-2019-3012	CAPA-19-183879	GELC
Paj bel S-N Anch E Basin conf	08/14/2019	WS	F	INIT	REG	Inorganic	SW-846:6010C	Magnesium	Mg	Y	3.28	—	—	0.11	mg/L	Y	—	NQ	N3B-2019-3012	CAPA-19-183880	GELC
Paj bel S-N Anch E Basin conf	03/12/2019	WS	F	INIT	REG	Inorganic	SW-846:6010C	Magnesium	Mg	Y	3.26	—	—	0.11	mg/L	Y	—	NQ	N3B-2019-1065	CAPA-19-167669	GELC
Paj bel S-N Anch E Basin conf	03/12/2019	WS	UF	INIT	REG	Inorganic	SW-846:6010C	Magnesium	Mg	Y	3.98	—	—	0.11	mg/L	Y	—	NQ	N3B-2019-1065	CAPA-19-167670	GELC
Paj bel S-N Anch E Basin conf	02/13/2018	WS	UF	INIT	REG	Inorganic	SW-846:6010C	Magnesium	Mg	Y	3.3	—	—	0.11	mg/L	Y	—	NQ	2018-1719	CAPA-18-14	GELC
Paj bel S-N Anch E Basin conf	02/13/2018	WS	F	INIT	REG	Inorganic	SW-846:6010C	Magnesium	Mg	Y	3.28	—	—	0.11	mg/L	Y	—	NQ	2018-1719	CAPA-18-13	GELC
Paj bel S-N Anch E Basin conf	09/06/2017	WS	F	INIT	REG	Inorganic	SW-846:6010C	Magnesium	Mg	Y	4.11	—	—	0.11	mg/L	Y	—	NQ	2017-2708	CAPA-17-142952	GELC
Paj bel S-N Anch E Basin conf	09/06/2017	WS	UF	INIT	REG	Inorganic	SW-846:6010C	Magnesium	Mg	Y	4.21	—	—	0.11	mg/L	Y	—	NQ	2017-2708	CAPA-17-142953	GELC
Paj bel S-N Anch E Basin conf	03/16/2021	WS	UF	INIT	REG	Inorganic	SW-846:6010C	Manganese	Mn	Y	2.84	—	—	2	µg/L	Y	J	J	N3B-2021-1070	CAPA-21-218367	GELC
Paj bel S-N Anch E Basin conf	08/14/2019	WS	UF	INIT	REG	Inorganic	SW-846:6010C	Manganese	Mn	Y	7.14	—	—	2	µg/L	Y	J	J	N3B-2019-3012	CAPA-19-183879	GELC
Paj bel S-N Anch E Basin conf	03/12/2019	WS	UF	INIT	REG	Inorganic	SW-846:6010C	Manganese	Mn	Y	65.2	—	—	2	µg/L	Y	—	NQ	N3B-2019-1065	CAPA-19-167670	GELC
Paj bel S-N Anch E Basin conf	02/13/2018	WS	UF	INIT	REG	Inorganic	SW-846:6010C	Manganese	Mn	Y	4.17	—	—	2	µg/L	Y	J	J	2018-1719	CAPA-18-14	GELC
Paj bel S-N Anch E Basin conf	09/06/2017	WS	UF	INIT	REG	Inorganic	SW-846:6010C	Manganese	Mn	Y	6.45	—	—	2	µg/L	Y	J	J	2017-2708	CAPA-17-142953	GELC
Paj bel S-N Anch E Basin conf	03/16/2021	WS	F	INIT	REG	Inorganic	SW-846:6020B	Molybdenum	Mo	Y	0.479	—	—	0.2	µg/L	Y	J	J	N3B-2021-1070	CAPA-21-218366	GELC
Paj bel S-N Anch E Basin conf	03/16/2021	WS	UF	INIT	REG	Inorganic	SW-846:6020B	Molybdenum	Mo	Y	0.541	—	—	0.2	µg/L	Y	J	J	N3B-2021-1070	CAPA-21-218367	GELC
Paj bel S-N Anch E Basin conf	08/14/2019	WS	UF	INIT	REG	Inorganic	SW-846:6020	Molybdenum	Mo	Y	0.715	—	—	0.2	µg/L	Y	J	J	N3B-2019-3012	CAPA-19-183879	GELC
Paj bel S-N Anch E Basin conf	08/14/2019	WS	F	INIT	REG	Inorganic	SW-846:6020	Molybdenum	Mo	Y	0.752	—	—	0.2	µg/L	Y	J	J	N3B-2019-3012	CAPA-19-183880	GELC

Table C-2 Analytical Detections from the Periodic Monitoring Events Reported in this Periodic Monitoring Report Plus Results from the Four Previous Monitoring Events if Available

Location ID	Sample Date	Sample Type	Field Preparation Code	Analysis Type Code	Sample Purpose	Method Category	Lab Method	Parameter Name	Parameter Code	Detected	Report Result	Lab Uncertainty	Report MDA	Report MDL	Report Unit	Best Value	Lab Qualifier	Validation Qualifier	COC #	Field Sample ID	Lab ID
Paj bel S-N Anch E Basin conf	03/12/2019	WS	F	INIT	REG	Inorganic	SW-846:6020	Molybdenum	Mo	Y	0.496	—	—	0.2	µg/L	Y	J	J	N3B-2019-1065	CAPA-19-167669	GELC
Paj bel S-N Anch E Basin conf	03/12/2019	WS	UF	INIT	REG	Inorganic	SW-846:6020	Molybdenum	Mo	Y	0.625	—	—	0.2	µg/L	Y	—	NQ	N3B-2019-1065	CAPA-19-167670	GELC
Paj bel S-N Anch E Basin conf	02/13/2018	WS	UF	INIT	REG	Inorganic	SW-846:6020	Molybdenum	Mo	Y	0.704	—	—	0.2	µg/L	Y	—	NQ	2018-1719	CAPA-18-14	GELC
Paj bel S-N Anch E Basin conf	02/13/2018	WS	F	INIT	REG	Inorganic	SW-846:6020	Molybdenum	Mo	Y	0.741	—	—	0.2	µg/L	Y	—	NQ	2018-1719	CAPA-18-13	GELC
Paj bel S-N Anch E Basin conf	09/06/2017	WS	F	INIT	REG	Inorganic	SW-846:6020	Molybdenum	Mo	Y	0.923	—	—	0.2	µg/L	Y	—	NQ	2017-2708	CAPA-17-142952	GELC
Paj bel S-N Anch E Basin conf	09/06/2017	WS	UF	INIT	REG	Inorganic	SW-846:6020	Molybdenum	Mo	Y	0.847	—	—	0.2	µg/L	Y	—	NQ	2017-2708	CAPA-17-142953	GELC
Paj bel S-N Anch E Basin conf	03/16/2021	WS	F	INIT	REG	Inorganic	SW-846:6020B	Nickel	Ni	Y	1.02	—	—	0.6	µg/L	Y	J	J	N3B-2021-1070	CAPA-21-218366	GELC
Paj bel S-N Anch E Basin conf	03/16/2021	WS	UF	INIT	REG	Inorganic	SW-846:6020B	Nickel	Ni	Y	1.28	—	—	0.6	µg/L	Y	J	J	N3B-2021-1070	CAPA-21-218367	GELC
Paj bel S-N Anch E Basin conf	08/14/2019	WS	UF	INIT	REG	Inorganic	SW-846:6020	Nickel	Ni	Y	2.13	—	—	0.6	µg/L	Y	—	NQ	N3B-2019-3012	CAPA-19-183879	GELC
Paj bel S-N Anch E Basin conf	08/14/2019	WS	F	INIT	REG	Inorganic	SW-846:6020	Nickel	Ni	Y	1.94	—	—	0.6	µg/L	Y	J	J	N3B-2019-3012	CAPA-19-183880	GELC
Paj bel S-N Anch E Basin conf	03/12/2019	WS	F	INIT	REG	Inorganic	SW-846:6020	Nickel	Ni	Y	2.28	—	—	0.6	µg/L	Y	—	NQ	N3B-2019-1065	CAPA-19-167669	GELC
Paj bel S-N Anch E Basin conf	03/12/2019	WS	UF	INIT	REG	Inorganic	SW-846:6020	Nickel	Ni	Y	4.39	—	—	0.6	µg/L	Y	—	NQ	N3B-2019-1065	CAPA-19-167670	GELC
Paj bel S-N Anch E Basin conf	02/13/2018	WS	UF	INIT	REG	Inorganic	SW-846:6020	Nickel	Ni	Y	2.13	—	—	0.6	µg/L	Y	—	NQ	2018-1719	CAPA-18-14	GELC
Paj bel S-N Anch E Basin conf	02/13/2018	WS	F	INIT	REG	Inorganic	SW-846:6020	Nickel	Ni	Y	1.78	—	—	0.6	µg/L	Y	J	J	2018-1719	CAPA-18-13	GELC
Paj bel S-N Anch E Basin conf	09/06/2017	WS	F	INIT	REG	Inorganic	SW-846:6020	Nickel	Ni	Y	1.9	—	—	0.6	µg/L	Y	J	J	2017-2708	CAPA-17-142952	GELC
Paj bel S-N Anch E Basin conf	09/06/2017	WS	UF	INIT	REG	Inorganic	SW-846:6020	Nickel	Ni	Y	1.79	—	—	0.6	µg/L	Y	J	J	2017-2708	CAPA-17-142953	GELC
Paj bel S-N Anch E Basin conf	03/16/2021	WS	F	INIT	REG	LCMS/MS	SW-846:6850	Perchlorate	ClO4	Y	0.202	—	—	0.05	µg/L	Y	—	NQ	N3B-2021-1070	CAPA-21-218366	GELC
Paj bel S-N Anch E Basin conf	08/14/2019	WS	F	INIT	REG	LCMS/MS	SW-846:6850	Perchlorate	ClO4	Y	0.103	—	—	0.05	µg/L	Y	J	J	N3B-2019-3012	CAPA-19-183880	GELC
Paj bel S-N Anch E Basin conf	03/12/2019	WS	F	INIT	REG	LCMS/MS	SW-846:6850	Perchlorate	ClO4	Y	0.446	—	—	0.05	µg/L	Y	—	NQ	N3B-2019-1065	CAPA-19-167669	GELC
Paj bel S-N Anch E Basin conf	02/13/2018	WS	F	INIT	REG	LCMS/MS	SW-846:6850	Perchlorate	ClO4	Y	0.173	—	—	0.05	µg/L	Y	J	J	2018-1719	CAPA-18-13	GELC
Paj bel S-N Anch E Basin conf	09/06/2017	WS	F	INIT	REG	LCMS/MS	SW-846:6850	Perchlorate	ClO4	N	0.05	—	—	0.05	µg/L	Y	U	U	2017-2708	CAPA-17-142952	GELC
Paj bel S-N Anch E Basin conf	03/16/2021	WS	UF	INIT	REG	LCMS/MS	EPA:537M	Perfluorooctanesulfonic acid	1763-23-1	Y	2	—	—	0.725	ng/L	Y	—	NQ	N3B-2021-1070	CAPA-21-218367	GELC
Paj bel S-N Anch E Basin conf	03/16/2021	WS	F	INIT	REG	Inorganic	SW-846:6010C	Potassium	K	Y	2.88	—	—	0.05	mg/L	Y	—	NQ	N3B-2021-1070	CAPA-21-218366	GELC
Paj bel S-N Anch E Basin conf	03/16/2021	WS	UF	INIT	REG	Inorganic	SW-846:6010C	Potassium	K	Y	2.94	—	—	0.05	mg/L	Y	—	NQ	N3B-2021-1070	CAPA-21-218367	GELC
Paj bel S-N Anch E Basin conf	08/14/2019	WS	UF	INIT	REG	Inorganic	SW-846:6010C	Potassium	K	Y	2.92	—	—	0.05	mg/L	Y	—	J+	N3B-2019-3012	CAPA-19-183879	GELC
Paj bel S-N Anch E Basin conf	08/14/2019	WS	F	INIT	REG	Inorganic	SW-846:6010C	Potassium	K	Y	2.9	—	—	0.05	mg/L	Y	—	J+	N3B-2019-3012	CAPA-19-183880	GELC
Paj bel S-N Anch E Basin conf	03/12/2019	WS	F	INIT	REG	Inorganic	SW-846:6010C	Potassium	K	Y	3.58	—	—	0.05	mg/L	Y	—	NQ	N3B-2019-1065	CAPA-19-167669	GELC
Paj bel S-N Anch E Basin conf	03/12/2019	WS	UF	INIT	REG	Inorganic	SW-846:6010C	Potassium	K	Y	4.47	—	—	0.05	mg/L	Y	—	NQ	N3B-2019-1065	CAPA-19-167670	GELC

Table C-2 Analytical Detections from the Periodic Monitoring Events Reported in this Periodic Monitoring Report Plus Results from the Four Previous Monitoring Events if Available

Location ID	Sample Date	Sample Type	Field Preparation Code	Analysis Type Code	Sample Purpose	Method Category	Lab Method	Parameter Name	Parameter Code	Detected	Report Result	Lab Uncertainty	Report MDA	Report MDL	Report Unit	Best Value	Lab Qualifier	Validation Qualifier	COC #	Field Sample ID	Lab ID
Paj bel S-N Anch E Basin conf	02/13/2018	WS	UF	INIT	REG	Inorganic	SW-846:6010C	Potassium	K	Y	2.41	—	—	0.05	mg/L	Y	—	J+	2018-1719	CAPA-18-14	GELC
Paj bel S-N Anch E Basin conf	02/13/2018	WS	F	INIT	REG	Inorganic	SW-846:6010C	Potassium	K	Y	2.29	—	—	0.05	mg/L	Y	—	J+	2018-1719	CAPA-18-13	GELC
Paj bel S-N Anch E Basin conf	09/06/2017	WS	F	INIT	REG	Inorganic	SW-846:6010C	Potassium	K	Y	3.07	—	—	0.05	mg/L	Y	—	NQ	2017-2708	CAPA-17-142952	GELC
Paj bel S-N Anch E Basin conf	09/06/2017	WS	UF	INIT	REG	Inorganic	SW-846:6010C	Potassium	K	Y	3.13	—	—	0.05	mg/L	Y	—	NQ	2017-2708	CAPA-17-142953	GELC
Paj bel S-N Anch E Basin conf	03/16/2021	WS	F	INIT	REG	Inorganic	SW-846:6010C	Silicon Dioxide	SiO2	Y	29.5	—	—	0.053	mg/L	Y	—	NQ	N3B-2021-1070	CAPA-21-218366	GELC
Paj bel S-N Anch E Basin conf	03/16/2021	WS	UF	INIT	REG	Inorganic	SW-846:6010C	Silicon Dioxide	SiO2	Y	30.5	—	—	0.053	mg/L	Y	—	NQ	N3B-2021-1070	CAPA-21-218367	GELC
Paj bel S-N Anch E Basin conf	08/14/2019	WS	F	INIT	REG	Inorganic	SW-846:6010C	Silicon Dioxide	SiO2	Y	33.4	—	—	0.053	mg/L	Y	—	NQ	N3B-2019-3012	CAPA-19-183880	GELC
Paj bel S-N Anch E Basin conf	03/12/2019	WS	F	INIT	REG	Inorganic	SW-846:6010C	Silicon Dioxide	SiO2	Y	33.6	—	—	0.053	mg/L	Y	—	NQ	N3B-2019-1065	CAPA-19-167669	GELC
Paj bel S-N Anch E Basin conf	02/13/2018	WS	F	INIT	REG	Inorganic	SW-846:6010C	Silicon Dioxide	SiO2	Y	30	—	—	0.053	mg/L	Y	—	NQ	2018-1719	CAPA-18-13	GELC
Paj bel S-N Anch E Basin conf	09/06/2017	WS	F	INIT	REG	Inorganic	SW-846:6010C	Silicon Dioxide	SiO2	Y	30.5	—	—	0.053	mg/L	Y	—	NQ	2017-2708	CAPA-17-142952	GELC
Paj bel S-N Anch E Basin conf	12/08/2006	WS	UF	INIT	REG	Inorganic	SW-846:6010B	Silicon Dioxide	SiO2	Y	40.6	—	—	0.032	mg/L	Y	—	J-	177508	GU06110PPBF101	GELC
Paj bel S-N Anch E Basin conf	08/24/2006	WP	UF	INIT	REG	Inorganic	SW-846:6010B	Silicon Dioxide	SiO2	Y	40.5	—	—	0.032	mg/L	Y	—	NQ	170287	GU06080PPBFB01	GELC
Paj bel S-N Anch E Basin conf	08/24/2006	WP	UF	INIT	FD	Inorganic	SW-846:6010B	Silicon Dioxide	SiO2	Y	39.7	—	—	0.032	mg/L	Y	—	NQ	170287	GU06080PPBFB90	GELC
Paj bel S-N Anch E Basin conf	03/16/2021	WS	F	INIT	REG	Inorganic	SW-846:6010C	Sodium	Na	Y	19.4	—	—	0.1	mg/L	Y	—	NQ	N3B-2021-1070	CAPA-21-218366	GELC
Paj bel S-N Anch E Basin conf	03/16/2021	WS	UF	INIT	REG	Inorganic	SW-846:6010C	Sodium	Na	Y	19.3	—	—	0.1	mg/L	Y	—	NQ	N3B-2021-1070	CAPA-21-218367	GELC
Paj bel S-N Anch E Basin conf	08/14/2019	WS	UF	INIT	REG	Inorganic	SW-846:6010C	Sodium	Na	Y	11.4	—	—	0.1	mg/L	Y	—	NQ	N3B-2019-3012	CAPA-19-183879	GELC
Paj bel S-N Anch E Basin conf	08/14/2019	WS	F	INIT	REG	Inorganic	SW-846:6010C	Sodium	Na	Y	11.6	—	—	0.1	mg/L	Y	—	NQ	N3B-2019-3012	CAPA-19-183880	GELC
Paj bel S-N Anch E Basin conf	03/12/2019	WS	F	INIT	REG	Inorganic	SW-846:6010C	Sodium	Na	Y	18.7	—	—	0.1	mg/L	Y	—	NQ	N3B-2019-1065	CAPA-19-167669	GELC
Paj bel S-N Anch E Basin conf	03/12/2019	WS	UF	INIT	REG	Inorganic	SW-846:6010C	Sodium	Na	Y	18.6	—	—	0.1	mg/L	Y	—	NQ	N3B-2019-1065	CAPA-19-167670	GELC
Paj bel S-N Anch E Basin conf	02/13/2018	WS	UF	INIT	REG	Inorganic	SW-846:6010C	Sodium	Na	Y	11.8	—	—	0.1	mg/L	Y	—	NQ	2018-1719	CAPA-18-14	GELC
Paj bel S-N Anch E Basin conf	02/13/2018	WS	F	INIT	REG	Inorganic	SW-846:6010C	Sodium	Na	Y	11.4	—	—	0.1	mg/L	Y	—	NQ	2018-1719	CAPA-18-13	GELC
Paj bel S-N Anch E Basin conf	09/06/2017	WS	F	INIT	REG	Inorganic	SW-846:6010C	Sodium	Na	Y	14.1	—	—	0.1	mg/L	Y	—	NQ	2017-2708	CAPA-17-142952	GELC
Paj bel S-N Anch E Basin conf	09/06/2017	WS	UF	INIT	REG	Inorganic	SW-846:6010C	Sodium	Na	Y	14	—	—	0.1	mg/L	Y	—	NQ	2017-2708	CAPA-17-142953	GELC
Paj bel S-N Anch E Basin conf	03/16/2021	WS	F	INIT	REG	General Chemistry	EPA:120.1	Specific Conductance	SPEC_CONDC	Y	252	—	—	1	µS/cm	Y	—	NQ	N3B-2021-1070	CAPA-21-218366	GELC
Paj bel S-N Anch E Basin conf	08/14/2019	WS	F	INIT	REG	General Chemistry	EPA:120.1	Specific Conductance	SPEC_CONDC	Y	126	—	—	1	µS/cm	Y	—	NQ	N3B-2019-3012	CAPA-19-183880	GELC
Paj bel S-N Anch E Basin conf	03/12/2019	WS	F	INIT	REG	General Chemistry	EPA:120.1	Specific Conductance	SPEC_CONDC	Y	206	—	—	1	µS/cm	Y	—	NQ	N3B-2019-1065	CAPA-19-167669	GELC
Paj bel S-N Anch E Basin conf	02/13/2018	WS	F	INIT	REG	General Chemistry	EPA:120.1	Specific Conductance	SPEC_CONDC	Y	149	—	—	1	µS/cm	Y	—	NQ	2018-1719	CAPA-18-13	GELC
Paj bel S-N Anch E Basin conf	09/06/2017	WS	F	INIT	REG	General Chemistry	EPA:120.1	Specific Conductance	SPEC_CONDC	Y	225	—	—	1	µS/cm	Y	—	NQ	2017-2708	CAPA-17-142952	GELC

Table C-2 Analytical Detections from the Periodic Monitoring Events Reported in this Periodic Monitoring Report Plus Results from the Four Previous Monitoring Events if Available

Location ID	Sample Date	Sample Type	Field Preparation Code	Analysis Type Code	Sample Purpose	Method Category	Lab Method	Parameter Name	Parameter Code	Detected	Report Result	Lab Uncertainty	Report MDA	Report MDL	Report Unit	Best Value	Lab Qualifier	Validation Qualifier	COC #	Field Sample ID	Lab ID
Paj bel S-N Anch E Basin conf	03/16/2021	WS	F	INIT	REG	Inorganic	SW-846:6010C	Strontium	Sr	Y	109	—	—	1	µg/L	Y	—	NQ	N3B-2021-1070	CAPA-21-218366	GELC
Paj bel S-N Anch E Basin conf	03/16/2021	WS	UF	INIT	REG	Inorganic	SW-846:6010C	Strontium	Sr	Y	109	—	—	1	µg/L	Y	—	NQ	N3B-2021-1070	CAPA-21-218367	GELC
Paj bel S-N Anch E Basin conf	08/14/2019	WS	UF	INIT	REG	Inorganic	SW-846:6010C	Strontium	Sr	Y	76.4	—	—	1	µg/L	Y	—	NQ	N3B-2019-3012	CAPA-19-183879	GELC
Paj bel S-N Anch E Basin conf	08/14/2019	WS	F	INIT	REG	Inorganic	SW-846:6010C	Strontium	Sr	Y	77.3	—	—	1	µg/L	Y	—	NQ	N3B-2019-3012	CAPA-19-183880	GELC
Paj bel S-N Anch E Basin conf	03/12/2019	WS	F	INIT	REG	Inorganic	SW-846:6010C	Strontium	Sr	Y	72.7	—	—	1	µg/L	Y	—	NQ	N3B-2019-1065	CAPA-19-167669	GELC
Paj bel S-N Anch E Basin conf	03/12/2019	WS	UF	INIT	REG	Inorganic	SW-846:6010C	Strontium	Sr	Y	78.6	—	—	1	µg/L	Y	—	NQ	N3B-2019-1065	CAPA-19-167670	GELC
Paj bel S-N Anch E Basin conf	02/13/2018	WS	UF	INIT	REG	Inorganic	SW-846:6010C	Strontium	Sr	Y	72.5	—	—	1	µg/L	Y	—	NQ	2018-1719	CAPA-18-14	GELC
Paj bel S-N Anch E Basin conf	02/13/2018	WS	F	INIT	REG	Inorganic	SW-846:6010C	Strontium	Sr	Y	67.9	—	—	1	µg/L	Y	—	NQ	2018-1719	CAPA-18-13	GELC
Paj bel S-N Anch E Basin conf	09/06/2017	WS	F	INIT	REG	Inorganic	SW-846:6010C	Strontium	Sr	Y	102	—	—	1	µg/L	Y	—	NQ	2017-2708	CAPA-17-142952	GELC
Paj bel S-N Anch E Basin conf	09/06/2017	WS	UF	INIT	REG	Inorganic	SW-846:6010C	Strontium	Sr	Y	104	—	—	1	µg/L	Y	—	NQ	2017-2708	CAPA-17-142953	GELC
Paj bel S-N Anch E Basin conf	03/16/2021	WS	F	INIT	REG	General Chemistry	EPA:300.0	Sulfate	SO4(-2)	Y	7.75	—	—	0.133	mg/L	Y	—	NQ	N3B-2021-1070	CAPA-21-218366	GELC
Paj bel S-N Anch E Basin conf	08/14/2019	WS	F	INIT	REG	General Chemistry	EPA:300.0	Sulfate	SO4(-2)	Y	5.34	—	—	0.133	mg/L	Y	—	NQ	N3B-2019-3012	CAPA-19-183880	GELC
Paj bel S-N Anch E Basin conf	03/12/2019	WS	F	INIT	REG	General Chemistry	EPA:300.0	Sulfate	SO4(-2)	Y	10.7	—	—	0.133	mg/L	Y	—	NQ	N3B-2019-1065	CAPA-19-167669	GELC
Paj bel S-N Anch E Basin conf	02/13/2018	WS	F	INIT	REG	General Chemistry	EPA:300.0	Sulfate	SO4(-2)	Y	6.58	—	—	0.133	mg/L	Y	—	NQ	2018-1719	CAPA-18-13	GELC
Paj bel S-N Anch E Basin conf	09/06/2017	WS	F	INIT	REG	General Chemistry	EPA:300.0	Sulfate	SO4(-2)	Y	4.88	—	—	0.133	mg/L	Y	—	NQ	2017-2708	CAPA-17-142952	GELC
Paj bel S-N Anch E Basin conf	03/16/2021	WS	UF	INIT	REG	Inorganic	SW-846:6010C	Tin	Sn	Y	4.26	—	—	2.5	µg/L	Y	J	J	N3B-2021-1070	CAPA-21-218367	GELC
Paj bel S-N Anch E Basin conf	08/14/2019	WS	UF	INIT	REG	Inorganic	SW-846:6010C	Tin	Sn	N	2.5	—	—	2.5	µg/L	Y	U	U	N3B-2019-3012	CAPA-19-183879	GELC
Paj bel S-N Anch E Basin conf	03/12/2019	WS	UF	INIT	REG	Inorganic	SW-846:6010C	Tin	Sn	N	2.5	—	—	2.5	µg/L	Y	U	U	N3B-2019-1065	CAPA-19-167670	GELC
Paj bel S-N Anch E Basin conf	02/13/2018	WS	UF	INIT	REG	Inorganic	SW-846:6010C	Tin	Sn	N	2.5	—	—	2.5	µg/L	Y	U	U	2018-1719	CAPA-18-14	GELC
Paj bel S-N Anch E Basin conf	09/06/2017	WS	UF	INIT	REG	Inorganic	SW-846:6010C	Tin	Sn	N	2.5	—	—	2.5	µg/L	Y	U	U	2017-2708	CAPA-17-142953	GELC
Paj bel S-N Anch E Basin conf	03/16/2021	WS	F	INIT	REG	General Chemistry	EPA:160.1	Total Dissolved Solids	TDS	Y	151	—	—	3.4	mg/L	Y	—	J+	N3B-2021-1070	CAPA-21-218366	GELC
Paj bel S-N Anch E Basin conf	08/14/2019	WS	F	INIT	REG	General Chemistry	EPA:160.1	Total Dissolved Solids	TDS	Y	116	—	—	3.4	mg/L	Y	—	NQ	N3B-2019-3012	CAPA-19-183880	GELC
Paj bel S-N Anch E Basin conf	03/12/2019	WS	F	INIT	REG	General Chemistry	EPA:160.1	Total Dissolved Solids	TDS	Y	199	—	—	3.4	mg/L	Y	—	NQ	N3B-2019-1065	CAPA-19-167669	GELC
Paj bel S-N Anch E Basin conf	02/13/2018	WS	F	INIT	REG	General Chemistry	EPA:160.1	Total Dissolved Solids	TDS	Y	124	—	—	3.4	mg/L	Y	—	NQ	2018-1719	CAPA-18-13	GELC
Paj bel S-N Anch E Basin conf	09/06/2017	WS	F	INIT	REG	General Chemistry	EPA:160.1	Total Dissolved Solids	TDS	Y	266	—	—	3.4	mg/L	Y	—	NQ	2017-2708	CAPA-17-142952	GELC
Paj bel S-N Anch E Basin conf	03/16/2021	WS	UF	INIT	REG	General Chemistry	EPA:351.2	Total Kjeldahl Nitrogen	TKN	Y	0.427	—	—	0.033	mg/L	Y	—	J+	N3B-2021-1070	CAPA-21-218367	GELC
Paj bel S-N Anch E Basin conf	08/14/2019	WS	UF	INIT	REG	General Chemistry	EPA:351.2	Total Kjeldahl Nitrogen	TKN	Y	0.214	—	—	0.033	mg/L	Y	—	NQ	N3B-2019-3012	CAPA-19-183879	GELC
Paj bel S-N Anch E Basin conf	03/12/2019	WS	UF	INIT	REG	General Chemistry	EPA:351.2	Total Kjeldahl Nitrogen	TKN	N	0.033	—	—	0.033	mg/L	Y	U	U	N3B-2019-1065	CAPA-19-167670	GELC

Table C-2 Analytical Detections from the Periodic Monitoring Events Reported in this Periodic Monitoring Report Plus Results from the Four Previous Monitoring Events if Available

Location ID	Sample Date	Sample Type	Field Preparation Code	Analysis Type Code	Sample Purpose	Method Category	Lab Method	Parameter Name	Parameter Code	Detected	Report Result	Lab Uncertainty	Report MDA	Report MDL	Report Unit	Best Value	Lab Qualifier	Validation Qualifier	COC #	Field Sample ID	Lab ID
Paj bel S-N Anch E Basin conf	02/13/2018	WS	UF	INIT	REG	General Chemistry	EPA:351.2	Total Kjeldahl Nitrogen	TKN	Y	0.121	—	—	0.033	mg/L	Y	—	NQ	2018-1719	CAPA-18-14	GELC
Paj bel S-N Anch E Basin conf	09/06/2017	WS	UF	INIT	REG	General Chemistry	EPA:351.2	Total Kjeldahl Nitrogen	TKN	Y	0.138	—	—	0.033	mg/L	Y	—	NQ	2017-2708	CAPA-17-142953	GELC
Paj bel S-N Anch E Basin conf	03/16/2021	WS	UF	INIT	REG	General Chemistry	SW-846:9060A	Total Organic Carbon	TOC	Y	1.89	—	—	0.33	mg/L	Y	—	NQ	N3B-2021-1070	CAPA-21-218367	GELC
Paj bel S-N Anch E Basin conf	08/14/2019	WS	UF	INIT	REG	General Chemistry	SW-846:9060	Total Organic Carbon	TOC	Y	2.87	—	—	0.33	mg/L	Y	—	NQ	N3B-2019-3012	CAPA-19-183879	GELC
Paj bel S-N Anch E Basin conf	03/12/2019	WS	UF	INIT	REG	General Chemistry	SW-846:9060	Total Organic Carbon	TOC	Y	13.9	—	—	0.33	mg/L	Y	—	NQ	N3B-2019-1065	CAPA-19-167670	GELC
Paj bel S-N Anch E Basin conf	02/13/2018	WS	UF	INIT	REG	General Chemistry	SW-846:9060	Total Organic Carbon	TOC	Y	2.36	—	—	0.33	mg/L	Y	—	NQ	2018-1719	CAPA-18-14	GELC
Paj bel S-N Anch E Basin conf	09/06/2017	WS	UF	INIT	REG	General Chemistry	SW-846:9060	Total Organic Carbon	TOC	Y	2.73	—	—	0.33	mg/L	Y	—	NQ	2017-2708	CAPA-17-142953	GELC
Paj bel S-N Anch E Basin conf	03/16/2021	WS	UF	INIT	REG	LCMS/MS	EPA:537M	Total PFAS 3a	PFAS-Tot-3a	Y	2	—	—	—	ng/L	Y	—	NQ	N3B-2021-1070	CAPA-21-218367	GELC
Paj bel S-N Anch E Basin conf	03/16/2021	WS	F	INIT	REG	General Chemistry	EPA:365.4	Total Phosphate as Phosphorus	PO4-P	Y	0.0507	—	—	0.02	mg/L	Y	—	NQ	N3B-2021-1070	CAPA-21-218366	GELC
Paj bel S-N Anch E Basin conf	08/14/2019	WS	F	INIT	REG	General Chemistry	EPA:365.4	Total Phosphate as Phosphorus	PO4-P	N	0.1	—	—	0.02	mg/L	Y	—	U	N3B-2019-3012	CAPA-19-183880	GELC
Paj bel S-N Anch E Basin conf	03/12/2019	WS	F	INIT	REG	General Chemistry	EPA:365.4	Total Phosphate as Phosphorus	PO4-P	Y	0.147	—	—	0.02	mg/L	Y	—	NQ	N3B-2019-1065	CAPA-19-167669	GELC
Paj bel S-N Anch E Basin conf	02/13/2018	WS	F	INIT	REG	General Chemistry	EPA:365.4	Total Phosphate as Phosphorus	PO4-P	N	0.0698	—	—	0.02	mg/L	Y	—	U	2018-1719	CAPA-18-13	GELC
Paj bel S-N Anch E Basin conf	09/06/2017	WS	F	INIT	REG	General Chemistry	EPA:365.4	Total Phosphate as Phosphorus	PO4-P	Y	0.192	—	—	0.02	mg/L	Y	—	NQ	2017-2708	CAPA-17-142952	GELC
Paj bel S-N Anch E Basin conf	03/16/2021	WS	F	INIT	REG	Inorganic	SW-846:6010C	Vanadium	V	Y	1.04	—	—	1	µg/L	Y	J	J	N3B-2021-1070	CAPA-21-218366	GELC
Paj bel S-N Anch E Basin conf	03/16/2021	WS	UF	INIT	REG	Inorganic	SW-846:6010C	Vanadium	V	Y	1.25	—	—	1	µg/L	Y	J	J	N3B-2021-1070	CAPA-21-218367	GELC
Paj bel S-N Anch E Basin conf	08/14/2019	WS	UF	INIT	REG	Inorganic	SW-846:6010C	Vanadium	V	Y	2.52	—	—	1	µg/L	Y	J	J	N3B-2019-3012	CAPA-19-183879	GELC
Paj bel S-N Anch E Basin conf	08/14/2019	WS	F	INIT	REG	Inorganic	SW-846:6010C	Vanadium	V	Y	2.4	—	—	1	µg/L	Y	J	J	N3B-2019-3012	CAPA-19-183880	GELC
Paj bel S-N Anch E Basin conf	03/12/2019	WS	F	INIT	REG	Inorganic	SW-846:6010C	Vanadium	V	Y	3.75	—	—	1	µg/L	Y	J	J	N3B-2019-1065	CAPA-19-167669	GELC
Paj bel S-N Anch E Basin conf	03/12/2019	WS	UF	INIT	REG	Inorganic	SW-846:6010C	Vanadium	V	Y	10.5	—	—	1	µg/L	Y	—	NQ	N3B-2019-1065	CAPA-19-167670	GELC
Paj bel S-N Anch E Basin conf	02/13/2018	WS	UF	INIT	REG	Inorganic	SW-846:6010C	Vanadium	V	Y	2.88	—	—	1	µg/L	Y	J	J	2018-1719	CAPA-18-14	GELC
Paj bel S-N Anch E Basin conf	02/13/2018	WS	F	INIT	REG	Inorganic	SW-846:6010C	Vanadium	V	Y	1.85	—	—	1	µg/L	Y	J	J	2018-1719	CAPA-18-13	GELC
Paj bel S-N Anch E Basin conf	09/06/2017	WS	F	INIT	REG	Inorganic	SW-846:6010C	Vanadium	V	Y	2.04	—	—	1	µg/L	Y	J	J	2017-2708	CAPA-17-142952	GELC
Paj bel S-N Anch E Basin conf	09/06/2017	WS	UF	INIT	REG	Inorganic	SW-846:6010C	Vanadium	V	Y	2.15	—	—	1	µg/L	Y	J	J	2017-2708	CAPA-17-142953	GELC
Pajarito at Rio Grande	10/05/2020	WS	UF	INIT	REG	VOC	SW-846:8260B	Acetone	67-64-1	Y	1.97	—	—	1.5	µg/L	Y	J	J	N3B-2021-24	CAWR-21-208735	GELC
Pajarito at Rio Grande	10/03/2018	WS	UF	INIT	REG	VOC	SW-846:8260B	Acetone	67-64-1	N	1.5	—	—	1.5	µg/L	Y	U	U	N3B-2019-39	CAWR-19-161967	GELC
Pajarito at Rio Grande	10/12/2016	WS	UF	INIT	REG	VOC	SW-846:8260B	Acetone	67-64-1	N	10	—	—	1.5	µg/L	Y	U	U	2017-116	CAWR-16-126319	GELC
Pajarito at Rio Grande	09/29/2014	WS	UF	INIT	REG	VOC	SW-846:8260B	Acetone	67-64-1	Y	3.08	—	—	3	µg/L	Y	J	J	2015-22	CAWR-14-86937	GELC
Pajarito at Rio Grande	10/04/2011	WS	UF	INIT	REG	VOC	SW-846:8260B	Acetone	67-64-1	N	10	—	—	3.5	µg/L	Y	U	UJ	12-25	CAWR-11-27989	GELC

Table C-2 Analytical Detections from the Periodic Monitoring Events Reported in this Periodic Monitoring Report Plus Results from the Four Previous Monitoring Events if Available

Location ID	Sample Date	Sample Type	Field Preparation Code	Analysis Type Code	Sample Purpose	Method Category	Lab Method	Parameter Name	Parameter Code	Detected	Report Result	Lab Uncertainty	Report MDA	Report MDL	Report Unit	Best Value	Lab Qualifier	Validation Qualifier	COC #	Field Sample ID	Lab ID
Pajarito at Rio Grande	10/05/2020	WS	F	INIT	REG	General Chemistry	EPA:150.1	Acidity or Alkalinity of a solution	pH	Y	8.25	—	—	0.01	SU	Y	H	J	N3B-2021-24	CAWR-21-208734	GELC
Pajarito at Rio Grande	10/01/2019	WS	F	INIT	REG	General Chemistry	EPA:150.1	Acidity or Alkalinity of a solution	pH	Y	8.31	—	—	0.01	SU	Y	H	NQ	N3B-2020-38	CAWR-20-186462	GELC
Pajarito at Rio Grande	10/01/2019	WS	F	INIT	FD	General Chemistry	EPA:150.1	Acidity or Alkalinity of a solution	pH	Y	8.33	—	—	0.01	SU	Y	H	NQ	N3B-2020-38	CAWR-20-186464	GELC
Pajarito at Rio Grande	10/03/2018	WS	F	INIT	REG	General Chemistry	EPA:150.1	Acidity or Alkalinity of a solution	pH	Y	8.33	—	—	0.01	SU	Y	H	NQ	N3B-2019-76	CAWR-19-161966	GELC
Pajarito at Rio Grande	10/12/2016	WS	F	INIT	REG	General Chemistry	EPA:150.1	Acidity or Alkalinity of a solution	pH	Y	8.34	—	—	0.01	SU	Y	H	NQ	2017-140	CAWR-16-126345	GELC
Pajarito at Rio Grande	09/29/2014	WS	F	INIT	REG	General Chemistry	EPA:150.1	Acidity or Alkalinity of a solution	pH	Y	7.78	—	—	0.01	SU	Y	H	NQ	2015-22	CAWR-14-86964	GELC
Pajarito at Rio Grande	10/05/2020	WS	F	INIT	REG	General Chemistry	EPA:310.1	Alkalinity-CO3+HCO3	ALK-CO3+HCO3	Y	91	—	—	1.45	mg/L	Y	—	NQ	N3B-2021-24	CAWR-21-208734	GELC
Pajarito at Rio Grande	10/01/2019	WS	F	INIT	REG	General Chemistry	EPA:310.1	Alkalinity-CO3+HCO3	ALK-CO3+HCO3	Y	88.2	—	—	1.45	mg/L	Y	—	NQ	N3B-2020-38	CAWR-20-186462	GELC
Pajarito at Rio Grande	10/01/2019	WS	F	INIT	FD	General Chemistry	EPA:310.1	Alkalinity-CO3+HCO3	ALK-CO3+HCO3	Y	88	—	—	1.45	mg/L	Y	—	NQ	N3B-2020-38	CAWR-20-186464	GELC
Pajarito at Rio Grande	10/03/2018	WS	F	INIT	REG	General Chemistry	EPA:310.1	Alkalinity-CO3+HCO3	ALK-CO3+HCO3	Y	88.2	—	—	1.45	mg/L	Y	—	NQ	N3B-2019-76	CAWR-19-161966	GELC
Pajarito at Rio Grande	10/12/2016	WS	F	INIT	REG	General Chemistry	EPA:310.1	Alkalinity-CO3+HCO3	ALK-CO3+HCO3	Y	93	—	—	1.45	mg/L	Y	—	NQ	2017-140	CAWR-16-126345	GELC
Pajarito at Rio Grande	09/29/2014	WS	F	INIT	REG	General Chemistry	EPA:310.1	Alkalinity-CO3+HCO3	ALK-CO3+HCO3	Y	82.3	—	—	0.725	mg/L	Y	—	NQ	2015-22	CAWR-14-86964	GELC
Pajarito at Rio Grande	10/05/2020	WS	UF	INIT	REG	RAD	HASL-300:AM-241	Americium-241	Am-241	N	0	0.00728	0.0466	—	pCi/L	Y	U	U	N3B-2021-24	CAWR-21-208735	GELC
Pajarito at Rio Grande	10/03/2018	WS	UF	INIT	REG	RAD	HASL-300:AM-241	Americium-241	Am-241	N	0.0119	0.0135	0.0474	—	pCi/L	Y	U	U	N3B-2019-76	CAWR-19-161967	GELC
Pajarito at Rio Grande	10/12/2016	WS	UF	INIT	REG	RAD	HASL-300:AM-241	Americium-241	Am-241	N	0.00959	0.00575	0.0469	—	pCi/L	Y	U	U	2017-140	CAWR-16-126319	GELC
Pajarito at Rio Grande	09/29/2014	WS	UF	INIT	REG	RAD	HASL-300:AM-241	Americium-241	Am-241	N	0	0.0136	0.0543	—	pCi/L	Y	U	U	2015-22	CAWR-14-86937	GELC
Pajarito at Rio Grande	09/24/2012	WS	UF	INIT	REG	RAD	HASL-300:AM-241	Americium-241	Am-241	N	0.0147	0.00628	0.0286	—	pCi/L	Y	U	U	12-1572	CAWR-12-23431	GELC
Pajarito at Rio Grande	10/05/2020	WS	F	INIT	REG	Inorganic	SW-846:6020B	Arsenic	As	Y	3.27	—	—	2	µg/L	Y	J	J	N3B-2021-24	CAWR-21-208734	GELC
Pajarito at Rio Grande	10/05/2020	WS	UF	INIT	REG	Inorganic	SW-846:6020B	Arsenic	As	Y	5.16	—	—	2	µg/L	Y	—	NQ	N3B-2021-24	CAWR-21-208735	GELC
Pajarito at Rio Grande	10/01/2019	WS	UF	INIT	REG	Inorganic	SW-846:6020B	Arsenic	As	Y	2.55	—	—	2	µg/L	Y	J	J	N3B-2020-38	CAWR-20-188065	GELC
Pajarito at Rio Grande	10/01/2019	WS	UF	INIT	FD	Inorganic	SW-846:6020B	Arsenic	As	Y	2.65	—	—	2	µg/L	Y	J	J	N3B-2020-38	CAWR-20-188066	GELC
Pajarito at Rio Grande	10/01/2019	WS	F	INIT	REG	Inorganic	SW-846:6020B	Arsenic	As	Y	2.76	—	—	2	µg/L	Y	J	J	N3B-2020-38	CAWR-20-186462	GELC
Pajarito at Rio Grande	10/01/2019	WS	F	INIT	FD	Inorganic	SW-846:6020B	Arsenic	As	Y	2.8	—	—	2	µg/L	Y	J	J	N3B-2020-38	CAWR-20-186464	GELC
Pajarito at Rio Grande	10/03/2018	WS	F	INIT	REG	Inorganic	SW-846:6020	Arsenic	As	Y	4.64	—	—	2	µg/L	Y	J	J	N3B-2019-76	CAWR-19-161966	GELC
Pajarito at Rio Grande	10/03/2018	WS	UF	INIT	REG	Inorganic	SW-846:6020	Arsenic	As	Y	5.16	—	—	2	µg/L	Y	—	NQ	N3B-2019-76	CAWR-19-161967	GELC
Pajarito at Rio Grande	10/12/2016	WS	UF	INIT	REG	Inorganic	SW-846:6020	Arsenic	As	Y	2.63	—	—	1.7	µg/L	Y	J	J	2017-140	CAWR-16-126319	GELC
Pajarito at Rio Grande	10/12/2016	WS	F	INIT	REG	Inorganic	SW-846:6020	Arsenic	As	Y	2.6	—	—	1.7	µg/L	Y	J	J	2017-140	CAWR-16-126345	GELC
Pajarito at Rio Grande	09/29/2014	WS	F	INIT	REG	Inorganic	SW-846:6020	Arsenic	As	Y	2.7	—	—	1.7	µg/L	Y	J	J	2015-22	CAWR-14-86964	GELC

Table C-2 Analytical Detections from the Periodic Monitoring Events Reported in this Periodic Monitoring Report Plus Results from the Four Previous Monitoring Events if Available

Location ID	Sample Date	Sample Type	Field Preparation Code	Analysis Type Code	Sample Purpose	Method Category	Lab Method	Parameter Name	Parameter Code	Detected	Report Result	Lab Uncertainty	Report MDA	Report MDL	Report Unit	Best Value	Lab Qualifier	Validation Qualifier	COC #	Field Sample ID	Lab ID
Pajarito at Rio Grande	10/04/2011	WS	UF	INIT	REG	Inorganic	SW-846:6020	Arsenic	As	N	5	—	—	1.7	µg/L	Y	U	U	12-25	CAWR-11-27989	GELC
Pajarito at Rio Grande	10/05/2020	WS	F	INIT	REG	Inorganic	SW-846:6010C	Barium	Ba	Y	39.3	—	—	1	µg/L	Y	—	NQ	N3B-2021-24	CAWR-21-208734	GELC
Pajarito at Rio Grande	10/05/2020	WS	UF	INIT	REG	Inorganic	SW-846:6010C	Barium	Ba	Y	39.3	—	—	1	µg/L	Y	—	NQ	N3B-2021-24	CAWR-21-208735	GELC
Pajarito at Rio Grande	10/01/2019	WS	UF	INIT	REG	Inorganic	SW-846:6010C	Barium	Ba	Y	37.4	—	—	1	µg/L	Y	—	NQ	N3B-2020-38	CAWR-20-188065	GELC
Pajarito at Rio Grande	10/01/2019	WS	UF	INIT	FD	Inorganic	SW-846:6010C	Barium	Ba	Y	37.2	—	—	1	µg/L	Y	—	NQ	N3B-2020-38	CAWR-20-188066	GELC
Pajarito at Rio Grande	10/01/2019	WS	F	INIT	REG	Inorganic	SW-846:6010C	Barium	Ba	Y	36.1	—	—	1	µg/L	Y	—	NQ	N3B-2020-38	CAWR-20-186462	GELC
Pajarito at Rio Grande	10/01/2019	WS	F	INIT	FD	Inorganic	SW-846:6010C	Barium	Ba	Y	37.1	—	—	1	µg/L	Y	—	NQ	N3B-2020-38	CAWR-20-186464	GELC
Pajarito at Rio Grande	10/03/2018	WS	F	INIT	REG	Inorganic	SW-846:6010C	Barium	Ba	Y	41.1	—	—	1	µg/L	Y	—	NQ	N3B-2019-76	CAWR-19-161966	GELC
Pajarito at Rio Grande	10/03/2018	WS	UF	INIT	REG	Inorganic	SW-846:6010C	Barium	Ba	Y	41.3	—	—	1	µg/L	Y	—	NQ	N3B-2019-76	CAWR-19-161967	GELC
Pajarito at Rio Grande	10/12/2016	WS	UF	INIT	REG	Inorganic	SW-846:6010C	Barium	Ba	Y	37.8	—	—	1	µg/L	Y	—	NQ	2017-140	CAWR-16-126319	GELC
Pajarito at Rio Grande	10/12/2016	WS	F	INIT	REG	Inorganic	SW-846:6010C	Barium	Ba	Y	38.6	—	—	1	µg/L	Y	—	NQ	2017-140	CAWR-16-126345	GELC
Pajarito at Rio Grande	09/29/2014	WS	F	INIT	REG	Inorganic	SW-846:6010C	Barium	Ba	Y	40.4	—	—	1	µg/L	Y	—	NQ	2015-22	CAWR-14-86964	GELC
Pajarito at Rio Grande	10/04/2011	WS	UF	INIT	REG	Inorganic	SW-846:6010B	Barium	Ba	Y	41.9	—	—	1	µg/L	Y	—	NQ	12-25	CAWR-11-27989	GELC
Pajarito at Rio Grande	10/05/2020	WS	F	INIT	REG	Inorganic	SW-846:6010C	Boron	B	Y	30	—	—	15	µg/L	Y	J	J	N3B-2021-24	CAWR-21-208734	GELC
Pajarito at Rio Grande	10/05/2020	WS	UF	INIT	REG	Inorganic	SW-846:6010C	Boron	B	Y	29.8	—	—	15	µg/L	Y	J	J	N3B-2021-24	CAWR-21-208735	GELC
Pajarito at Rio Grande	10/01/2019	WS	UF	INIT	REG	Inorganic	SW-846:6010C	Boron	B	Y	24.3	—	—	15	µg/L	Y	J	J	N3B-2020-38	CAWR-20-188065	GELC
Pajarito at Rio Grande	10/01/2019	WS	UF	INIT	FD	Inorganic	SW-846:6010C	Boron	B	Y	23.9	—	—	15	µg/L	Y	J	J	N3B-2020-38	CAWR-20-188066	GELC
Pajarito at Rio Grande	10/01/2019	WS	F	INIT	REG	Inorganic	SW-846:6010C	Boron	B	Y	23.5	—	—	15	µg/L	Y	J	J	N3B-2020-38	CAWR-20-186462	GELC
Pajarito at Rio Grande	10/01/2019	WS	F	INIT	FD	Inorganic	SW-846:6010C	Boron	B	Y	23.8	—	—	15	µg/L	Y	J	J	N3B-2020-38	CAWR-20-186464	GELC
Pajarito at Rio Grande	10/03/2018	WS	F	INIT	REG	Inorganic	SW-846:6010C	Boron	B	N	32.3	—	—	15	µg/L	Y	J	U	N3B-2019-76	CAWR-19-161966	GELC
Pajarito at Rio Grande	10/03/2018	WS	UF	INIT	REG	Inorganic	SW-846:6010C	Boron	B	N	26.7	—	—	15	µg/L	Y	J	U	N3B-2019-76	CAWR-19-161967	GELC
Pajarito at Rio Grande	10/12/2016	WS	UF	INIT	REG	Inorganic	SW-846:6010C	Boron	B	Y	23.5	—	—	15	µg/L	Y	J	J	2017-140	CAWR-16-126319	GELC
Pajarito at Rio Grande	10/12/2016	WS	F	INIT	REG	Inorganic	SW-846:6010C	Boron	B	Y	24.1	—	—	15	µg/L	Y	J	J	2017-140	CAWR-16-126345	GELC
Pajarito at Rio Grande	09/29/2014	WS	F	INIT	REG	Inorganic	SW-846:6010C	Boron	B	Y	25.8	—	—	15	µg/L	Y	J	J	2015-22	CAWR-14-86964	GELC
Pajarito at Rio Grande	10/04/2011	WS	UF	INIT	REG	Inorganic	SW-846:6010B	Boron	B	Y	27	—	—	15	µg/L	Y	J	J	12-25	CAWR-11-27989	GELC
Pajarito at Rio Grande	10/05/2020	WS	F	INIT	REG	Inorganic	SW-846:6010C	Calcium	Ca	Y	20.9	—	—	0.05	mg/L	Y	E	J	N3B-2021-24	CAWR-21-208734	GELC
Pajarito at Rio Grande	10/05/2020	WS	UF	INIT	REG	Inorganic	SW-846:6010C	Calcium	Ca	Y	20.8	—	—	0.05	mg/L	Y	E	J	N3B-2021-24	CAWR-21-208735	GELC
Pajarito at Rio Grande	10/01/2019	WS	UF	INIT	REG	Inorganic	SW-846:6010C	Calcium	Ca	Y	19.8	—	—	0.05	mg/L	Y	—	NQ	N3B-2020-38	CAWR-20-188065	GELC

Table C-2 Analytical Detections from the Periodic Monitoring Events Reported in this Periodic Monitoring Report Plus Results from the Four Previous Monitoring Events if Available

Location ID	Sample Date	Sample Type	Field Preparation Code	Analysis Type Code	Sample Purpose	Method Category	Lab Method	Parameter Name	Parameter Code	Detected	Report Result	Lab Uncertainty	Report MDA	Report MDL	Report Unit	Best Value	Lab Qualifier	Validation Qualifier	COC #	Field Sample ID	Lab ID
Pajarito at Rio Grande	10/01/2019	WS	UF	INIT	FD	Inorganic	SW-846:6010C	Calcium	Ca	Y	19.9	—	—	0.05	mg/L	Y	—	NQ	N3B-2020-38	CAWR-20-188066	GELC
Pajarito at Rio Grande	10/01/2019	WS	F	INIT	REG	Inorganic	SW-846:6010C	Calcium	Ca	Y	19.4	—	—	0.05	mg/L	Y	—	NQ	N3B-2020-38	CAWR-20-186462	GELC
Pajarito at Rio Grande	10/01/2019	WS	F	INIT	FD	Inorganic	SW-846:6010C	Calcium	Ca	Y	19.8	—	—	0.05	mg/L	Y	—	NQ	N3B-2020-38	CAWR-20-186464	GELC
Pajarito at Rio Grande	10/03/2018	WS	F	INIT	REG	Inorganic	SW-846:6010C	Calcium	Ca	Y	22.1	—	—	0.05	mg/L	Y	—	NQ	N3B-2019-76	CAWR-19-161966	GELC
Pajarito at Rio Grande	10/03/2018	WS	UF	INIT	REG	Inorganic	SW-846:6010C	Calcium	Ca	Y	21.2	—	—	0.05	mg/L	Y	—	NQ	N3B-2019-76	CAWR-19-161967	GELC
Pajarito at Rio Grande	10/12/2016	WS	UF	INIT	REG	Inorganic	SW-846:6010C	Calcium	Ca	Y	20.2	—	—	0.05	mg/L	Y	—	NQ	2017-140	CAWR-16-126319	GELC
Pajarito at Rio Grande	10/12/2016	WS	F	INIT	REG	Inorganic	SW-846:6010C	Calcium	Ca	Y	20.6	—	—	0.05	mg/L	Y	—	NQ	2017-140	CAWR-16-126345	GELC
Pajarito at Rio Grande	09/29/2014	WS	F	INIT	REG	Inorganic	SW-846:6010C	Calcium	Ca	Y	20.9	—	—	0.05	mg/L	Y	—	NQ	2015-22	CAWR-14-86964	GELC
Pajarito at Rio Grande	10/04/2011	WS	UF	INIT	REG	Inorganic	SW-846:6010B	Calcium	Ca	Y	23.5	—	—	0.05	mg/L	Y	—	NQ	12-25	CAWR-11-27989	GELC
Pajarito at Rio Grande	10/05/2020	WS	UF	INIT	REG	RAD	EPA:901.1	Cesium-137	Cs-137	N	-0.0708	1.15	4.3	—	pCi/L	Y	U	U	N3B-2021-24	CAWR-21-208735	GELC
Pajarito at Rio Grande	10/03/2018	WS	UF	INIT	REG	RAD	EPA:901.1	Cesium-137	Cs-137	N	0.308	0.99	3.73	—	pCi/L	Y	U	U	N3B-2019-76	CAWR-19-161967	GELC
Pajarito at Rio Grande	10/12/2016	WS	UF	INIT	REG	RAD	EPA:901.1	Cesium-137	Cs-137	N	-0.175	0.834	3.18	—	pCi/L	Y	U	U	2017-140	CAWR-16-126319	GELC
Pajarito at Rio Grande	09/29/2014	WS	UF	INIT	REG	RAD	EPA:901.1	Cesium-137	Cs-137	N	-0.682	1.22	4.14	—	pCi/L	Y	U	U	2015-22	CAWR-14-86937	GELC
Pajarito at Rio Grande	09/24/2012	WS	UF	INIT	REG	RAD	EPA:901.1	Cesium-137	Cs-137	N	2.57	1.29	5.28	—	pCi/L	Y	U	U	12-1572	CAWR-12-23431	GELC
Pajarito at Rio Grande	10/05/2020	WS	F	INIT	REG	General Chemistry	EPA:300.0	Chloride	Cl(-1)	Y	5.5	—	—	0.067	mg/L	Y	—	NQ	N3B-2021-24	CAWR-21-208734	GELC
Pajarito at Rio Grande	10/01/2019	WS	F	INIT	REG	General Chemistry	EPA:300.0	Chloride	Cl(-1)	Y	5.34	—	—	0.067	mg/L	Y	—	NQ	N3B-2020-38	CAWR-20-186462	GELC
Pajarito at Rio Grande	10/01/2019	WS	F	INIT	FD	General Chemistry	EPA:300.0	Chloride	Cl(-1)	Y	5.36	—	—	0.067	mg/L	Y	—	NQ	N3B-2020-38	CAWR-20-186464	GELC
Pajarito at Rio Grande	10/03/2018	WS	F	INIT	REG	General Chemistry	EPA:300.0	Chloride	Cl(-1)	Y	5.32	—	—	0.067	mg/L	Y	—	NQ	N3B-2019-76	CAWR-19-161966	GELC
Pajarito at Rio Grande	10/12/2016	WS	F	INIT	REG	General Chemistry	EPA:300.0	Chloride	Cl(-1)	Y	5.38	—	—	0.067	mg/L	Y	—	NQ	2017-140	CAWR-16-126345	GELC
Pajarito at Rio Grande	09/29/2014	WS	F	INIT	REG	General Chemistry	EPA:300.0	Chloride	Cl(-1)	Y	6.3	—	—	0.067	mg/L	Y	—	NQ	2015-22	CAWR-14-86964	GELC
Pajarito at Rio Grande	10/05/2020	WS	F	INIT	REG	Inorganic	SW-846:6020B	Chromium	Cr	Y	3.76	—	—	3	µg/L	Y	J	J	N3B-2021-24	CAWR-21-208734	GELC
Pajarito at Rio Grande	10/05/2020	WS	UF	INIT	REG	Inorganic	SW-846:6020B	Chromium	Cr	Y	4.18	—	—	3	µg/L	Y	J	J	N3B-2021-24	CAWR-21-208735	GELC
Pajarito at Rio Grande	10/01/2019	WS	UF	INIT	REG	Inorganic	SW-846:6020B	Chromium	Cr	Y	3.86	—	—	3	µg/L	Y	J	J	N3B-2020-38	CAWR-20-188065	GELC
Pajarito at Rio Grande	10/01/2019	WS	UF	INIT	FD	Inorganic	SW-846:6020B	Chromium	Cr	Y	3.85	—	—	3	µg/L	Y	J	J	N3B-2020-38	CAWR-20-188066	GELC
Pajarito at Rio Grande	10/01/2019	WS	F	INIT	REG	Inorganic	SW-846:6020B	Chromium	Cr	Y	3.83	—	—	3	µg/L	Y	J	J	N3B-2020-38	CAWR-20-186462	GELC
Pajarito at Rio Grande	10/01/2019	WS	F	INIT	FD	Inorganic	SW-846:6020B	Chromium	Cr	Y	3.84	—	—	3	µg/L	Y	J	J	N3B-2020-38	CAWR-20-186464	GELC
Pajarito at Rio Grande	10/03/2018	WS	F	INIT	REG	Inorganic	SW-846:6020	Chromium	Cr	Y	4.26	—	—	3	µg/L	Y	J	J	N3B-2019-76	CAWR-19-161966	GELC
Pajarito at Rio Grande	10/03/2018	WS	UF	INIT	REG	Inorganic	SW-846:6020	Chromium	Cr	Y	4.6	—	—	3	µg/L	Y	J	J	N3B-2019-76	CAWR-19-161967	GELC

Table C-2 Analytical Detections from the Periodic Monitoring Events Reported in this Periodic Monitoring Report Plus Results from the Four Previous Monitoring Events if Available

Location ID	Sample Date	Sample Type	Field Preparation Code	Analysis Type Code	Sample Purpose	Method Category	Lab Method	Parameter Name	Parameter Code	Detected	Report Result	Lab Uncertainty	Report MDA	Report MDL	Report Unit	Best Value	Lab Qualifier	Validation Qualifier	COC #	Field Sample ID	Lab ID
Pajarito at Rio Grande	10/12/2016	WS	UF	INIT	REG	Inorganic	SW-846:6020	Chromium	Cr	Y	3.79	—	—	3	µg/L	Y	J	J	2017-140	CAWR-16-126319	GELC
Pajarito at Rio Grande	10/12/2016	WS	F	INIT	REG	Inorganic	SW-846:6020	Chromium	Cr	Y	3.93	—	—	3	µg/L	Y	J	J	2017-140	CAWR-16-126345	GELC
Pajarito at Rio Grande	09/29/2014	WS	F	INIT	REG	Inorganic	SW-846:6020	Chromium	Cr	Y	3.52	—	—	2	µg/L	Y	J	J	2015-22	CAWR-14-86964	GELC
Pajarito at Rio Grande	10/04/2011	WS	UF	INIT	REG	Inorganic	SW-846:6020	Chromium	Cr	Y	4.7	—	—	2	µg/L	Y	J	J	12-25	CAWR-11-27989	GELC
Pajarito at Rio Grande	10/05/2020	WS	UF	INIT	REG	RAD	EPA:901.1	Cobalt-60	Co-60	N	-0.0053	1.14	4.49	—	pCi/L	Y	U	U	N3B-2021-24	CAWR-21-208735	GELC
Pajarito at Rio Grande	10/03/2018	WS	UF	INIT	REG	RAD	EPA:901.1	Cobalt-60	Co-60	N	0.218	1.04	4.17	—	pCi/L	Y	U	U	N3B-2019-76	CAWR-19-161967	GELC
Pajarito at Rio Grande	10/12/2016	WS	UF	INIT	REG	RAD	EPA:901.1	Cobalt-60	Co-60	N	1.61	1.07	4.64	—	pCi/L	Y	U	U	2017-140	CAWR-16-126319	GELC
Pajarito at Rio Grande	09/29/2014	WS	UF	INIT	REG	RAD	EPA:901.1	Cobalt-60	Co-60	N	-2.44	1.2	3.6	—	pCi/L	Y	U	U	2015-22	CAWR-14-86937	GELC
Pajarito at Rio Grande	09/24/2012	WS	UF	INIT	REG	RAD	EPA:901.1	Cobalt-60	Co-60	N	0.36	1.47	5.79	—	pCi/L	Y	U	U	12-1572	CAWR-12-23431	GELC
Pajarito at Rio Grande	10/05/2020	WS	F	INIT	REG	General Chemistry	EPA:300.0	Fluoride	F(-1)	Y	0.561	—	—	0.033	mg/L	Y	—	NQ	N3B-2021-24	CAWR-21-208734	GELC
Pajarito at Rio Grande	10/01/2019	WS	F	INIT	REG	General Chemistry	EPA:300.0	Fluoride	F(-1)	Y	0.472	—	—	0.033	mg/L	Y	—	NQ	N3B-2020-38	CAWR-20-186462	GELC
Pajarito at Rio Grande	10/01/2019	WS	F	INIT	FD	General Chemistry	EPA:300.0	Fluoride	F(-1)	Y	0.472	—	—	0.033	mg/L	Y	—	NQ	N3B-2020-38	CAWR-20-186464	GELC
Pajarito at Rio Grande	10/03/2018	WS	F	INIT	REG	General Chemistry	EPA:300.0	Fluoride	F(-1)	Y	0.448	—	—	0.033	mg/L	Y	—	NQ	N3B-2019-76	CAWR-19-161966	GELC
Pajarito at Rio Grande	10/12/2016	WS	F	INIT	REG	General Chemistry	EPA:300.0	Fluoride	F(-1)	Y	0.354	—	—	0.033	mg/L	Y	—	NQ	2017-140	CAWR-16-126345	GELC
Pajarito at Rio Grande	09/29/2014	WS	F	INIT	REG	General Chemistry	EPA:300.0	Fluoride	F(-1)	Y	0.373	—	—	0.033	mg/L	Y	—	NQ	2015-22	CAWR-14-86964	GELC
Pajarito at Rio Grande	10/05/2020	WS	UF	INIT	REG	RAD	EPA:900	Gross alpha	GROSSA	N	-0.223	0.662	2.86	—	pCi/L	Y	U	U	N3B-2021-24	CAWR-21-208735	GELC
Pajarito at Rio Grande	10/03/2018	WS	UF	INIT	REG	RAD	EPA:900	Gross alpha	GROSSA	N	1.43	0.866	2.82	—	pCi/L	Y	U	U	N3B-2019-76	CAWR-19-161967	GELC
Pajarito at Rio Grande	10/12/2016	WS	UF	INIT	REG	RAD	EPA:900	Gross alpha	GROSSA	N	0.287	0.799	2.98	—	pCi/L	Y	U	U	2017-140	CAWR-16-126319	GELC
Pajarito at Rio Grande	09/29/2014	WS	UF	INIT	REG	RAD	EPA:900	Gross alpha	GROSSA	N	1.89	0.933	2.82	—	pCi/L	Y	U	U	2015-22	CAWR-14-86937	GELC
Pajarito at Rio Grande	09/24/2012	WS	UF	INIT	REG	RAD	EPA:900	Gross alpha	GROSSA	N	2.18	0.782	1.89	—	pCi/L	Y	—	U	12-1572	CAWR-12-23431	GELC
Pajarito at Rio Grande	10/05/2020	WS	UF	INIT	REG	RAD	EPA:900	Gross beta	GROSSB	N	2.64	0.874	2.71	—	pCi/L	Y	U	U	N3B-2021-24	CAWR-21-208735	GELC
Pajarito at Rio Grande	10/03/2018	WS	UF	INIT	REG	RAD	EPA:900	Gross beta	GROSSB	Y	5.61	0.938	2.69	—	pCi/L	Y	—	NQ	N3B-2019-76	CAWR-19-161967	GELC
Pajarito at Rio Grande	10/12/2016	WS	UF	INIT	REG	RAD	EPA:900	Gross beta	GROSSB	Y	3.13	0.898	2.54	—	pCi/L	Y	—	NQ	2017-140	CAWR-16-126319	GELC
Pajarito at Rio Grande	09/29/2014	WS	UF	INIT	REG	RAD	EPA:900	Gross beta	GROSSB	Y	3.38	0.954	2.68	—	pCi/L	Y	—	NQ	2015-22	CAWR-14-86937	GELC
Pajarito at Rio Grande	09/24/2012	WS	UF	INIT	REG	RAD	EPA:900	Gross beta	GROSSB	N	1.73	0.873	2.79	—	pCi/L	Y	U	U	12-1572	CAWR-12-23431	GELC
Pajarito at Rio Grande	10/05/2020	WS	F	INIT	REG	Inorganic	SM:A2340B	Hardness	Hardness	Y	72.9	—	—	0.453	mg/L	Y	—	NQ	N3B-2021-24	CAWR-21-208734	GELC
Pajarito at Rio Grande	10/05/2020	WS	UF	INIT	REG	Inorganic	SM:A2340B	Hardness	Hardness	Y	72.4	—	—	0.453	mg/L	Y	—	NQ	N3B-2021-24	CAWR-21-208735	GELC
Pajarito at Rio Grande	10/01/2019	WS	UF	INIT	REG	Inorganic	SM:A2340B	Hardness	Hardness	Y	67	—	—	0.453	mg/L	Y	—	NQ	N3B-2020-38	CAWR-20-188065	GELC

Table C-2 Analytical Detections from the Periodic Monitoring Events Reported in this Periodic Monitoring Report Plus Results from the Four Previous Monitoring Events if Available

Location ID	Sample Date	Sample Type	Field Preparation Code	Analysis Type Code	Sample Purpose	Method Category	Lab Method	Parameter Name	Parameter Code	Detected	Report Result	Lab Uncertainty	Report MDA	Report MDL	Report Unit	Best Value	Lab Qualifier	Validation Qualifier	COC #	Field Sample ID	Lab ID
Pajarito at Rio Grande	10/01/2019	WS	UF	INIT	FD	Inorganic	SM:A2340B	Hardness	Hardness	Y	67.6	—	—	0.453	mg/L	Y	—	NQ	N3B-2020-38	CAWR-20-188066	GELC
Pajarito at Rio Grande	10/01/2019	WS	F	INIT	REG	Inorganic	SM:A2340B	Hardness	Hardness	Y	65.5	—	—	0.453	mg/L	Y	—	NQ	N3B-2020-38	CAWR-20-186462	GELC
Pajarito at Rio Grande	10/01/2019	WS	F	INIT	FD	Inorganic	SM:A2340B	Hardness	Hardness	Y	67.3	—	—	0.453	mg/L	Y	—	NQ	N3B-2020-38	CAWR-20-186464	GELC
Pajarito at Rio Grande	10/03/2018	WS	F	INIT	REG	Inorganic	SM:A2340B	Hardness	Hardness	Y	77.1	—	—	0.453	mg/L	Y	—	NQ	N3B-2019-76	CAWR-19-161966	GELC
Pajarito at Rio Grande	10/03/2018	WS	UF	INIT	REG	Inorganic	SM:A2340B	Hardness	Hardness	Y	73.7	—	—	0.453	mg/L	Y	—	NQ	N3B-2019-76	CAWR-19-161967	GELC
Pajarito at Rio Grande	10/12/2016	WS	UF	INIT	REG	Inorganic	SM:A2340B	Hardness	Hardness	Y	68.4	—	—	0.453	mg/L	Y	—	NQ	2017-140	CAWR-16-126319	GELC
Pajarito at Rio Grande	10/12/2016	WS	F	INIT	REG	Inorganic	SM:A2340B	Hardness	Hardness	Y	69.8	—	—	0.453	mg/L	Y	—	NQ	2017-140	CAWR-16-126345	GELC
Pajarito at Rio Grande	09/29/2014	WS	F	INIT	REG	Inorganic	SM:A2340B	Hardness	Hardness	Y	71.1	—	—	0.453	mg/L	Y	—	NQ	2015-22	CAWR-14-86964	GELC
Pajarito at Rio Grande	10/04/2011	WS	UF	INIT	REG	Inorganic	SM:A2340B	Hardness	Hardness	Y	79.6	—	—	0.45	mg/L	Y	—	NQ	12-25	CAWR-11-27989	GELC
Pajarito at Rio Grande	10/05/2020	WS	UF	INIT	REG	Inorganic	SW-846:6020B	Lead	Pb	Y	0.831	—	—	0.5	µg/L	Y	J	J	N3B-2021-24	CAWR-21-208735	GELC
Pajarito at Rio Grande	10/01/2019	WS	UF	INIT	REG	Inorganic	SW-846:6020B	Lead	Pb	N	0.5	—	—	0.5	µg/L	Y	U	U	N3B-2020-38	CAWR-20-188065	GELC
Pajarito at Rio Grande	10/01/2019	WS	UF	INIT	FD	Inorganic	SW-846:6020B	Lead	Pb	N	0.5	—	—	0.5	µg/L	Y	U	U	N3B-2020-38	CAWR-20-188066	GELC
Pajarito at Rio Grande	10/03/2018	WS	UF	INIT	REG	Inorganic	SW-846:6020	Lead	Pb	N	0.5	—	—	0.5	µg/L	Y	U	U	N3B-2019-76	CAWR-19-161967	GELC
Pajarito at Rio Grande	10/12/2016	WS	UF	INIT	REG	Inorganic	SW-846:6020	Lead	Pb	N	2	—	—	0.5	µg/L	Y	U	U	2017-140	CAWR-16-126319	GELC
Pajarito at Rio Grande	10/04/2011	WS	UF	INIT	REG	Inorganic	SW-846:6020	Lead	Pb	N	2	—	—	0.5	µg/L	Y	U	U	12-25	CAWR-11-27989	GELC
Pajarito at Rio Grande	10/05/2020	WS	F	INIT	REG	Inorganic	SW-846:6010C	Magnesium	Mg	Y	5.02	—	—	0.11	mg/L	Y	—	NQ	N3B-2021-24	CAWR-21-208734	GELC
Pajarito at Rio Grande	10/05/2020	WS	UF	INIT	REG	Inorganic	SW-846:6010C	Magnesium	Mg	Y	4.97	—	—	0.11	mg/L	Y	—	NQ	N3B-2021-24	CAWR-21-208735	GELC
Pajarito at Rio Grande	10/01/2019	WS	UF	INIT	REG	Inorganic	SW-846:6010C	Magnesium	Mg	Y	4.25	—	—	0.11	mg/L	Y	—	NQ	N3B-2020-38	CAWR-20-188065	GELC
Pajarito at Rio Grande	10/01/2019	WS	UF	INIT	FD	Inorganic	SW-846:6010C	Magnesium	Mg	Y	4.33	—	—	0.11	mg/L	Y	—	NQ	N3B-2020-38	CAWR-20-188066	GELC
Pajarito at Rio Grande	10/01/2019	WS	F	INIT	REG	Inorganic	SW-846:6010C	Magnesium	Mg	Y	4.16	—	—	0.11	mg/L	Y	—	NQ	N3B-2020-38	CAWR-20-186462	GELC
Pajarito at Rio Grande	10/01/2019	WS	F	INIT	FD	Inorganic	SW-846:6010C	Magnesium	Mg	Y	4.3	—	—	0.11	mg/L	Y	—	NQ	N3B-2020-38	CAWR-20-186464	GELC
Pajarito at Rio Grande	10/03/2018	WS	F	INIT	REG	Inorganic	SW-846:6010C	Magnesium	Mg	Y	5.31	—	—	0.11	mg/L	Y	—	NQ	N3B-2019-76	CAWR-19-161966	GELC
Pajarito at Rio Grande	10/03/2018	WS	UF	INIT	REG	Inorganic	SW-846:6010C	Magnesium	Mg	Y	5.05	—	—	0.11	mg/L	Y	—	NQ	N3B-2019-76	CAWR-19-161967	GELC
Pajarito at Rio Grande	10/12/2016	WS	UF	INIT	REG	Inorganic	SW-846:6010C	Magnesium	Mg	Y	4.36	—	—	0.11	mg/L	Y	—	NQ	2017-140	CAWR-16-126319	GELC
Pajarito at Rio Grande	10/12/2016	WS	F	INIT	REG	Inorganic	SW-846:6010C	Magnesium	Mg	Y	4.43	—	—	0.11	mg/L	Y	—	NQ	2017-140	CAWR-16-126345	GELC
Pajarito at Rio Grande	09/29/2014	WS	F	INIT	REG	Inorganic	SW-846:6010C	Magnesium	Mg	Y	4.57	—	—	0.11	mg/L	Y	—	NQ	2015-22	CAWR-14-86964	GELC
Pajarito at Rio Grande	10/04/2011	WS	UF	INIT	REG	Inorganic	SW-846:6010B	Magnesium	Mg	Y	5.05	—	—	0.11	mg/L	Y	—	NQ	12-25	CAWR-11-27989	GELC
Pajarito at Rio Grande	10/05/2020	WS	F	INIT	REG	Inorganic	SW-846:6020B	Molybdenum	Mo	Y	1.1	—	—	0.2	µg/L	Y	—	J+	N3B-2021-24	CAWR-21-208734	GELC

Table C-2 Analytical Detections from the Periodic Monitoring Events Reported in this Periodic Monitoring Report Plus Results from the Four Previous Monitoring Events if Available

Location ID	Sample Date	Sample Type	Field Preparation Code	Analysis Type Code	Sample Purpose	Method Category	Lab Method	Parameter Name	Parameter Code	Detected	Report Result	Lab Uncertainty	Report MDA	Report MDL	Report Unit	Best Value	Lab Qualifier	Validation Qualifier	COC #	Field Sample ID	Lab ID
Pajarito at Rio Grande	10/05/2020	WS	UF	INIT	REG	Inorganic	SW-846:6020B	Molybdenum	Mo	Y	1.09	—	—	0.2	µg/L	Y	—	J+	N3B-2021-24	CAWR-21-208735	GELC
Pajarito at Rio Grande	10/01/2019	WS	UF	INIT	REG	Inorganic	SW-846:6020B	Molybdenum	Mo	Y	0.994	—	—	0.2	µg/L	Y	J	J	N3B-2020-38	CAWR-20-188065	GELC
Pajarito at Rio Grande	10/01/2019	WS	UF	INIT	FD	Inorganic	SW-846:6020B	Molybdenum	Mo	Y	1	—	—	0.2	µg/L	Y	—	NQ	N3B-2020-38	CAWR-20-188066	GELC
Pajarito at Rio Grande	10/01/2019	WS	F	INIT	REG	Inorganic	SW-846:6020B	Molybdenum	Mo	Y	1.03	—	—	0.2	µg/L	Y	—	NQ	N3B-2020-38	CAWR-20-186462	GELC
Pajarito at Rio Grande	10/01/2019	WS	F	INIT	FD	Inorganic	SW-846:6020B	Molybdenum	Mo	Y	1.02	—	—	0.2	µg/L	Y	—	NQ	N3B-2020-38	CAWR-20-186464	GELC
Pajarito at Rio Grande	10/03/2018	WS	F	INIT	REG	Inorganic	SW-846:6020	Molybdenum	Mo	Y	1.08	—	—	0.2	µg/L	Y	—	NQ	N3B-2019-76	CAWR-19-161966	GELC
Pajarito at Rio Grande	10/03/2018	WS	UF	INIT	REG	Inorganic	SW-846:6020	Molybdenum	Mo	Y	1.11	—	—	0.2	µg/L	Y	—	NQ	N3B-2019-76	CAWR-19-161967	GELC
Pajarito at Rio Grande	10/12/2016	WS	UF	INIT	REG	Inorganic	SW-846:6020	Molybdenum	Mo	Y	0.973	—	—	0.3	µg/L	Y	—	NQ	2017-140	CAWR-16-126319	GELC
Pajarito at Rio Grande	10/12/2016	WS	F	INIT	REG	Inorganic	SW-846:6020	Molybdenum	Mo	Y	0.967	—	—	0.3	µg/L	Y	—	NQ	2017-140	CAWR-16-126345	GELC
Pajarito at Rio Grande	09/29/2014	WS	F	INIT	REG	Inorganic	SW-846:6020	Molybdenum	Mo	Y	1.1	—	—	0.165	µg/L	Y	—	NQ	2015-22	CAWR-14-86964	GELC
Pajarito at Rio Grande	10/04/2011	WS	UF	INIT	REG	Inorganic	SW-846:6020	Molybdenum	Mo	Y	1.04	—	—	0.17	µg/L	Y	—	NQ	12-25	CAWR-11-27989	GELC
Pajarito at Rio Grande	10/05/2020	WS	UF	INIT	REG	RAD	EPA:901.1	Neptunium-237	Np-237	N	2.71	2.25	7.87	—	pCi/L	Y	U	U	N3B-2021-24	CAWR-21-208735	GELC
Pajarito at Rio Grande	10/03/2018	WS	UF	INIT	REG	RAD	EPA:901.1	Neptunium-237	Np-237	N	1.92	1.83	7.11	—	pCi/L	Y	U	U	N3B-2019-76	CAWR-19-161967	GELC
Pajarito at Rio Grande	10/12/2016	WS	UF	INIT	REG	RAD	EPA:901.1	Neptunium-237	Np-237	N	-1.08	1.83	6.72	—	pCi/L	Y	U	U	2017-140	CAWR-16-126319	GELC
Pajarito at Rio Grande	09/29/2014	WS	UF	INIT	REG	RAD	EPA:901.1	Neptunium-237	Np-237	N	-0.332	2.25	7.93	—	pCi/L	Y	U	U	2015-22	CAWR-14-86937	GELC
Pajarito at Rio Grande	09/24/2012	WS	UF	INIT	REG	RAD	EPA:901.1	Neptunium-237	Np-237	N	-1	2.51	9.02	—	pCi/L	Y	U	U	12-1572	CAWR-12-23431	GELC
Pajarito at Rio Grande	10/05/2020	WS	F	INIT	REG	General Chemistry	EPA:353.2	Nitrate-Nitrite as Nitrogen	NO3+NO2-N	Y	0.682	—	—	0.017	mg/L	Y	—	NQ	N3B-2021-24	CAWR-21-208734	GELC
Pajarito at Rio Grande	10/01/2019	WS	F	INIT	REG	General Chemistry	EPA:353.2	Nitrate-Nitrite as Nitrogen	NO3+NO2-N	Y	0.731	—	—	0.017	mg/L	Y	—	NQ	N3B-2020-38	CAWR-20-186462	GELC
Pajarito at Rio Grande	10/01/2019	WS	F	INIT	FD	General Chemistry	EPA:353.2	Nitrate-Nitrite as Nitrogen	NO3+NO2-N	Y	0.73	—	—	0.017	mg/L	Y	—	NQ	N3B-2020-38	CAWR-20-186464	GELC
Pajarito at Rio Grande	10/03/2018	WS	F	INIT	REG	General Chemistry	EPA:353.2	Nitrate-Nitrite as Nitrogen	NO3+NO2-N	Y	0.772	—	—	0.017	mg/L	Y	—	NQ	N3B-2019-76	CAWR-19-161966	GELC
Pajarito at Rio Grande	10/12/2016	WS	F	INIT	REG	General Chemistry	EPA:353.2	Nitrate-Nitrite as Nitrogen	NO3+NO2-N	Y	0.74	—	—	0.017	mg/L	Y	—	NQ	2017-140	CAWR-16-126345	GELC
Pajarito at Rio Grande	09/29/2014	WS	F	INIT	REG	General Chemistry	EPA:353.2	Nitrate-Nitrite as Nitrogen	NO3+NO2-N	Y	0.716	—	—	0.017	mg/L	Y	—	NQ	2015-22	CAWR-14-86964	GELC
Pajarito at Rio Grande	10/05/2020	WS	F	INIT	REG	LCMS/MS	SW-846:6850	Perchlorate	ClO4	Y	0.537	—	—	0.05	µg/L	Y	—	NQ	N3B-2021-24	CAWR-21-208734	GELC
Pajarito at Rio Grande	10/01/2019	WS	F	INIT	REG	LCMS/MS	SW-846:6850	Perchlorate	ClO4	Y	0.506	—	—	0.05	µg/L	Y	—	NQ	N3B-2020-38	CAWR-20-186462	GELC
Pajarito at Rio Grande	10/01/2019	WS	F	INIT	FD	LCMS/MS	SW-846:6850	Perchlorate	ClO4	Y	0.517	—	—	0.05	µg/L	Y	—	NQ	N3B-2020-38	CAWR-20-186464	GELC
Pajarito at Rio Grande	10/03/2018	WS	F	INIT	REG	LCMS/MS	SW-846:6850	Perchlorate	ClO4	Y	0.498	—	—	0.05	µg/L	Y	—	NQ	N3B-2019-76	CAWR-19-161966	GELC
Pajarito at Rio Grande	10/12/2016	WS	F	INIT	REG	LCMS/MS	SW-846:6850	Perchlorate	ClO4	Y	0.531	—	—	0.05	µg/L	Y	—	NQ	2017-140	CAWR-16-126345	GELC
Pajarito at Rio Grande	09/29/2014	WS	F	INIT	REG	LCMS/MS	SW-846:6850	Perchlorate	ClO4	Y	0.534	—	—	0.05	µg/L	Y	—	NQ	2015-22	CAWR-14-86964	GELC

Table C-2 Analytical Detections from the Periodic Monitoring Events Reported in this Periodic Monitoring Report Plus Results from the Four Previous Monitoring Events if Available

Location ID	Sample Date	Sample Type	Field Preparation Code	Analysis Type Code	Sample Purpose	Method Category	Lab Method	Parameter Name	Parameter Code	Detected	Report Result	Lab Uncertainty	Report MDA	Report MDL	Report Unit	Best Value	Lab Qualifier	Validation Qualifier	COC #	Field Sample ID	Lab ID
Pajarito at Rio Grande	10/05/2020	WS	UF	INIT	REG	RAD	HASL-300:ISOPU	Plutonium-238	Pu-238	N	0.015	0.00703	0.0409	—	pCi/L	Y	U	UJ	N3B-2021-24	CAWR-21-208735	GELC
Pajarito at Rio Grande	10/03/2018	WS	UF	INIT	REG	RAD	HASL-300:ISOPU	Plutonium-238	Pu-238	N	0	0.00585	0.0414	—	pCi/L	Y	U	U	N3B-2019-76	CAWR-19-161967	GELC
Pajarito at Rio Grande	10/12/2016	WS	UF	INIT	REG	RAD	HASL-300:ISOPU	Plutonium-238	Pu-238	N	0.0184	0.024	0.0523	—	pCi/L	Y	U	U	2017-140	CAWR-16-126319	GELC
Pajarito at Rio Grande	09/29/2014	WS	UF	INIT	REG	RAD	HASL-300:ISOPU	Plutonium-238	Pu-238	N	0.0137	0.00823	0.0408	—	pCi/L	Y	U	U	2015-22	CAWR-14-86937	GELC
Pajarito at Rio Grande	09/24/2012	WS	UF	INIT	REG	RAD	HASL-300:ISOPU	Plutonium-238	Pu-238	N	0.00319	0.00714	0.0363	—	pCi/L	Y	U	U	12-1572	CAWR-12-23431	GELC
Pajarito at Rio Grande	10/05/2020	WS	UF	INIT	REG	RAD	HASL-300:ISOPU	Plutonium-239/240	Pu-239/240	N	0.00188	0.00623	0.0553	—	pCi/L	Y	U	UJ	N3B-2021-24	CAWR-21-208735	GELC
Pajarito at Rio Grande	10/03/2018	WS	UF	INIT	REG	RAD	HASL-300:ISOPU	Plutonium-239/240	Pu-239/240	N	-0.0334	0.0126	0.0456	—	pCi/L	Y	U	U	N3B-2019-76	CAWR-19-161967	GELC
Pajarito at Rio Grande	10/12/2016	WS	UF	INIT	REG	RAD	HASL-300:ISOPU	Plutonium-239/240	Pu-239/240	N	-0.0105	0.00831	0.0604	—	pCi/L	Y	U	U	2017-140	CAWR-16-126319	GELC
Pajarito at Rio Grande	09/29/2014	WS	UF	INIT	REG	RAD	HASL-300:ISOPU	Plutonium-239/240	Pu-239/240	N	-0.00549	0.00776	0.036	—	pCi/L	Y	U	U	2015-22	CAWR-14-86937	GELC
Pajarito at Rio Grande	09/24/2012	WS	UF	INIT	REG	RAD	HASL-300:ISOPU	Plutonium-239/240	Pu-239/240	N	0.00958	0.00845	0.0432	—	pCi/L	Y	U	U	12-1572	CAWR-12-23431	GELC
Pajarito at Rio Grande	10/05/2020	WS	F	INIT	REG	Inorganic	SW-846:6010C	Potassium	K	Y	2.56	—	—	0.05	mg/L	Y	—	NQ	N3B-2021-24	CAWR-21-208734	GELC
Pajarito at Rio Grande	10/05/2020	WS	UF	INIT	REG	Inorganic	SW-846:6010C	Potassium	K	Y	2.47	—	—	0.05	mg/L	Y	—	J+	N3B-2021-24	CAWR-21-208735	GELC
Pajarito at Rio Grande	10/01/2019	WS	UF	INIT	REG	Inorganic	SW-846:6010C	Potassium	K	Y	2.61	—	—	0.05	mg/L	Y	—	NQ	N3B-2020-38	CAWR-20-188065	GELC
Pajarito at Rio Grande	10/01/2019	WS	UF	INIT	FD	Inorganic	SW-846:6010C	Potassium	K	Y	2.59	—	—	0.05	mg/L	Y	—	NQ	N3B-2020-38	CAWR-20-188066	GELC
Pajarito at Rio Grande	10/01/2019	WS	F	INIT	REG	Inorganic	SW-846:6010C	Potassium	K	Y	2.48	—	—	0.05	mg/L	Y	—	NQ	N3B-2020-38	CAWR-20-186462	GELC
Pajarito at Rio Grande	10/01/2019	WS	F	INIT	FD	Inorganic	SW-846:6010C	Potassium	K	Y	2.54	—	—	0.05	mg/L	Y	—	NQ	N3B-2020-38	CAWR-20-186464	GELC
Pajarito at Rio Grande	10/03/2018	WS	F	INIT	REG	Inorganic	SW-846:6010C	Potassium	K	Y	2.64	—	—	0.05	mg/L	Y	—	NQ	N3B-2019-76	CAWR-19-161966	GELC
Pajarito at Rio Grande	10/03/2018	WS	UF	INIT	REG	Inorganic	SW-846:6010C	Potassium	K	Y	2.53	—	—	0.05	mg/L	Y	—	NQ	N3B-2019-76	CAWR-19-161967	GELC
Pajarito at Rio Grande	10/12/2016	WS	UF	INIT	REG	Inorganic	SW-846:6010C	Potassium	K	Y	2.62	—	—	0.05	mg/L	Y	—	NQ	2017-140	CAWR-16-126319	GELC
Pajarito at Rio Grande	10/12/2016	WS	F	INIT	REG	Inorganic	SW-846:6010C	Potassium	K	Y	2.64	—	—	0.05	mg/L	Y	—	NQ	2017-140	CAWR-16-126345	GELC
Pajarito at Rio Grande	09/29/2014	WS	F	INIT	REG	Inorganic	SW-846:6010C	Potassium	K	Y	3.42	—	—	0.05	mg/L	Y	—	NQ	2015-22	CAWR-14-86964	GELC
Pajarito at Rio Grande	10/04/2011	WS	UF	INIT	REG	Inorganic	SW-846:6010B	Potassium	K	Y	2.78	—	—	0.05	mg/L	Y	—	NQ	12-25	CAWR-11-27989	GELC
Pajarito at Rio Grande	10/05/2020	WS	UF	INIT	REG	RAD	EPA:901.1	Potassium-40	K-40	N	5.66	15.2	63.4	—	pCi/L	Y	U	U	N3B-2021-24	CAWR-21-208735	GELC
Pajarito at Rio Grande	10/03/2018	WS	UF	INIT	REG	RAD	EPA:901.1	Potassium-40	K-40	N	20.4	18	25.8	—	pCi/L	Y	U	U	N3B-2019-76	CAWR-19-161967	GELC
Pajarito at Rio Grande	10/12/2016	WS	UF	INIT	REG	RAD	EPA:901.1	Potassium-40	K-40	N	-5.96	11.4	48	—	pCi/L	Y	U	U	2017-140	CAWR-16-126319	GELC
Pajarito at Rio Grande	09/29/2014	WS	UF	INIT	REG	RAD	EPA:901.1	Potassium-40	K-40	N	-4.04	15.7	57.3	—	pCi/L	Y	U	U	2015-22	CAWR-14-86937	GELC
Pajarito at Rio Grande	09/24/2012	WS	UF	INIT	REG	RAD	EPA:901.1	Potassium-40	K-40	N	0.202	18	74.1	—	pCi/L	Y	U	U	12-1572	CAWR-12-23431	GELC
Pajarito at Rio Grande	10/05/2020	WS	UF	INIT	REG	RAD	EPA:903.1	Radium-226	Ra-226	N	0.294	0.151	0.464	—	pCi/L	Y	U	U	N3B-2021-24	CAWR-21-208735	GELC

Table C-2 Analytical Detections from the Periodic Monitoring Events Reported in this Periodic Monitoring Report Plus Results from the Four Previous Monitoring Events if Available

Location ID	Sample Date	Sample Type	Field Preparation Code	Analysis Type Code	Sample Purpose	Method Category	Lab Method	Parameter Name	Parameter Code	Detected	Report Result	Lab Uncertainty	Report MDA	Report MDL	Report Unit	Best Value	Lab Qualifier	Validation Qualifier	COC #	Field Sample ID	Lab ID
Pajarito at Rio Grande	09/13/2004	WS	UF	INIT	REG	RAD	EPA:903.1	Radium-226	Ra-226	N	0.0588	0.093	0.353	—	pCi/L	Y	U	U	121726	GU04090WGRP01	GELC
Pajarito at Rio Grande	10/07/2003	WS	UF	INIT	REG	RAD	EPA:903.1	Radium-226	Ra-226	N	0.405	0.203	0.609	—	pCi/L	Y	U	U	89799	GU03080WGRP01	GELC
Pajarito at Rio Grande	10/07/2003	WS	UF	INIT	REG	RAD	EPA:901.1	Radium-226	Ra-226	N	2.7	2.6	7.27	—	pCi/L	Y	U	U	89799	GU03080WGRP01	GELC
Pajarito at Rio Grande	10/17/2002	WS	UF	INIT	REG	RAD	EPA:903.1	Radium-226	Ra-226	Y	0.378	0.142	0.351	—	pCi/L	Y	—	J	69065	GU02100WGRP01	GELC
Pajarito at Rio Grande	10/17/2002	WS	UF	INIT	REG	RAD	EPA:901.1	Radium-226	Ra-226	Y	17.1	7.4	12.3	—	pCi/L	Y	—	R	69065	GU02100WGRP01	GELC
Pajarito at Rio Grande	09/25/2001	WS	UF	INIT	REG	RAD	EPA:901.1	Radium-226	Ra-226	N	4.58	2.74	6.3	—	pCi/L	Y	U	U	49713	GU01091WGRP	GELC
Pajarito at Rio Grande	10/05/2020	WS	UF	INIT	REG	RAD	Generic:Radium by Calculation	Radium-226 and Radium-228	Ra-226+228	N	0.364	0.205	—	—	pCi/L	Y	—	U	N3B-2021-24	CAWR-21-208735	GELC
Pajarito at Rio Grande	10/05/2020	WS	UF	INIT	REG	RAD	EPA:904	Radium-228	Ra-228	N	0.0697	0.138	0.508	—	pCi/L	Y	U	U	N3B-2021-24	CAWR-21-208735	GELC
Pajarito at Rio Grande	10/07/2003	WS	UF	INIT	REG	RAD	EPA:901.1	Radium-228	Ra-228	N	11	6.09	16.3	—	pCi/L	Y	U	U	89799	GU03080WGRP01	GELC
Pajarito at Rio Grande	10/17/2002	WS	UF	INIT	REG	RAD	EPA:901.1	Radium-228	Ra-228	N	9.24	6.93	27.4	—	pCi/L	Y	U	U	69065	GU02100WGRP01	GELC
Pajarito at Rio Grande	09/25/2001	WS	UF	INIT	REG	RAD	EPA:901.1	Radium-228	Ra-228	N	3.89	2.72	10.5	—	pCi/L	Y	U	U	49713	GU01091WGRP	GELC
Pajarito at Rio Grande	10/05/2020	WS	F	INIT	REG	Inorganic	SW-846:6010C	Silicon Dioxide	SiO2	Y	62.5	—	—	0.053	mg/L	Y	—	NQ	N3B-2021-24	CAWR-21-208734	GELC
Pajarito at Rio Grande	10/05/2020	WS	UF	INIT	REG	Inorganic	SW-846:6010C	Silicon Dioxide	SiO2	Y	62.6	—	—	0.053	mg/L	Y	—	NQ	N3B-2021-24	CAWR-21-208735	GELC
Pajarito at Rio Grande	10/01/2019	WS	UF	INIT	REG	Inorganic	SW-846:6010C	Silicon Dioxide	SiO2	Y	64	—	—	0.053	mg/L	Y	—	NQ	N3B-2020-38	CAWR-20-188065	GELC
Pajarito at Rio Grande	10/01/2019	WS	UF	INIT	FD	Inorganic	SW-846:6010C	Silicon Dioxide	SiO2	Y	64	—	—	0.053	mg/L	Y	—	NQ	N3B-2020-38	CAWR-20-188066	GELC
Pajarito at Rio Grande	10/01/2019	WS	F	INIT	REG	Inorganic	SW-846:6010C	Silicon Dioxide	SiO2	Y	62.4	—	—	0.053	mg/L	Y	—	NQ	N3B-2020-38	CAWR-20-186462	GELC
Pajarito at Rio Grande	10/01/2019	WS	F	INIT	FD	Inorganic	SW-846:6010C	Silicon Dioxide	SiO2	Y	64.1	—	—	0.053	mg/L	Y	—	NQ	N3B-2020-38	CAWR-20-186464	GELC
Pajarito at Rio Grande	10/03/2018	WS	F	INIT	REG	Inorganic	SW-846:6010C	Silicon Dioxide	SiO2	Y	68.9	—	—	0.053	mg/L	Y	—	NQ	N3B-2019-76	CAWR-19-161966	GELC
Pajarito at Rio Grande	10/12/2016	WS	F	INIT	REG	Inorganic	SW-846:6010C	Silicon Dioxide	SiO2	Y	66.5	—	—	0.053	mg/L	Y	—	NQ	2017-140	CAWR-16-126345	GELC
Pajarito at Rio Grande	09/29/2014	WS	F	INIT	REG	Inorganic	SW-846:6010C	Silicon Dioxide	SiO2	Y	63.4	—	—	0.053	mg/L	Y	—	NQ	2015-22	CAWR-14-86964	GELC
Pajarito at Rio Grande	09/26/2005	WS	UF	INIT	REG	Inorganic	SW-846:6010B	Silicon Dioxide	SiO2	Y	64.5	—	—	0.032	mg/L	Y	—	NQ	146888	GU05090PGRP01	GELC
Pajarito at Rio Grande	09/30/1994	WS	UF	INIT	REG	Legacy	Legacy	Silicon Dioxide	SiO2	Y	68	—	—	—	mg/L	N	—	—	X	9409WSSGRP	NA
Pajarito at Rio Grande	10/13/1993	WS	UF	INIT	REG	Legacy	Legacy	Silicon Dioxide	SiO2	Y	65	—	—	—	mg/L	N	—	—	X	9310WSSGRP	NA
Pajarito at Rio Grande	10/05/2020	WS	F	INIT	REG	Inorganic	SW-846:6010C	Sodium	Na	Y	13.4	—	—	0.1	mg/L	Y	—	J+	N3B-2021-24	CAWR-21-208734	GELC
Pajarito at Rio Grande	10/05/2020	WS	UF	INIT	REG	Inorganic	SW-846:6010C	Sodium	Na	Y	13.3	—	—	0.1	mg/L	Y	—	J+	N3B-2021-24	CAWR-21-208735	GELC
Pajarito at Rio Grande	10/01/2019	WS	UF	INIT	REG	Inorganic	SW-846:6010C	Sodium	Na	Y	13.1	—	—	0.1	mg/L	Y	—	NQ	N3B-2020-38	CAWR-20-188065	GELC
Pajarito at Rio Grande	10/01/2019	WS	UF	INIT	FD	Inorganic	SW-846:6010C	Sodium	Na	Y	13.1	—	—	0.1	mg/L	Y	—	NQ	N3B-2020-38	CAWR-20-188066	GELC
Pajarito at Rio Grande	10/01/2019	WS	F	INIT	REG	Inorganic	SW-846:6010C	Sodium	Na	Y	12.6	—	—	0.1	mg/L	Y	—	NQ	N3B-2020-38	CAWR-20-186462	GELC

Table C-2 Analytical Detections from the Periodic Monitoring Events Reported in this Periodic Monitoring Report Plus Results from the Four Previous Monitoring Events if Available

Location ID	Sample Date	Sample Type	Field Preparation Code	Analysis Type Code	Sample Purpose	Method Category	Lab Method	Parameter Name	Parameter Code	Detected	Report Result	Lab Uncertainty	Report MDA	Report MDL	Report Unit	Best Value	Lab Qualifier	Validation Qualifier	COC #	Field Sample ID	Lab ID
Pajarito at Rio Grande	10/01/2019	WS	F	INIT	FD	Inorganic	SW-846:6010C	Sodium	Na	Y	12.9	—	—	0.1	mg/L	Y	—	NQ	N3B-2020-38	CAWR-20-186464	GELC
Pajarito at Rio Grande	10/03/2018	WS	F	INIT	REG	Inorganic	SW-846:6010C	Sodium	Na	Y	14.3	—	—	0.1	mg/L	Y	—	NQ	N3B-2019-76	CAWR-19-161966	GELC
Pajarito at Rio Grande	10/03/2018	WS	UF	INIT	REG	Inorganic	SW-846:6010C	Sodium	Na	Y	13.7	—	—	0.1	mg/L	Y	—	NQ	N3B-2019-76	CAWR-19-161967	GELC
Pajarito at Rio Grande	10/12/2016	WS	UF	INIT	REG	Inorganic	SW-846:6010C	Sodium	Na	Y	13.1	—	—	0.1	mg/L	Y	—	NQ	2017-140	CAWR-16-126319	GELC
Pajarito at Rio Grande	10/12/2016	WS	F	INIT	REG	Inorganic	SW-846:6010C	Sodium	Na	Y	13.1	—	—	0.1	mg/L	Y	—	NQ	2017-140	CAWR-16-126345	GELC
Pajarito at Rio Grande	09/29/2014	WS	F	INIT	REG	Inorganic	SW-846:6010C	Sodium	Na	Y	13.1	—	—	0.1	mg/L	Y	—	NQ	2015-22	CAWR-14-86964	GELC
Pajarito at Rio Grande	10/04/2011	WS	UF	INIT	REG	Inorganic	SW-846:6010B	Sodium	Na	Y	14.7	—	—	0.1	mg/L	Y	—	NQ	12-25	CAWR-11-27989	GELC
Pajarito at Rio Grande	10/05/2020	WS	UF	INIT	REG	RAD	EPA:901.1	Sodium-22	Na-22	N	-0.0554	1.07	4.02	—	pCi/L	Y	U	U	N3B-2021-24	CAWR-21-208735	GELC
Pajarito at Rio Grande	10/03/2018	WS	UF	INIT	REG	RAD	EPA:901.1	Sodium-22	Na-22	N	0.591	0.894	3.82	—	pCi/L	Y	U	U	N3B-2019-76	CAWR-19-161967	GELC
Pajarito at Rio Grande	10/12/2016	WS	UF	INIT	REG	RAD	EPA:901.1	Sodium-22	Na-22	N	-0.381	0.67	2.73	—	pCi/L	Y	U	U	2017-140	CAWR-16-126319	GELC
Pajarito at Rio Grande	09/29/2014	WS	UF	INIT	REG	RAD	EPA:901.1	Sodium-22	Na-22	N	-0.566	1.22	3.7	—	pCi/L	Y	U	U	2015-22	CAWR-14-86937	GELC
Pajarito at Rio Grande	09/24/2012	WS	UF	INIT	REG	RAD	EPA:901.1	Sodium-22	Na-22	N	-0.627	1.21	4.56	—	pCi/L	Y	U	U	12-1572	CAWR-12-23431	GELC
Pajarito at Rio Grande	10/05/2020	WS	F	INIT	REG	General Chemistry	EPA:120.1	Specific Conductance	SPEC_CONDC	Y	191	—	—	1	µS/cm	Y	—	NQ	N3B-2021-24	CAWR-21-208734	GELC
Pajarito at Rio Grande	10/01/2019	WS	F	INIT	REG	General Chemistry	EPA:120.1	Specific Conductance	SPEC_CONDC	Y	183	—	—	1	µS/cm	Y	—	NQ	N3B-2020-38	CAWR-20-186462	GELC
Pajarito at Rio Grande	10/01/2019	WS	F	INIT	FD	General Chemistry	EPA:120.1	Specific Conductance	SPEC_CONDC	Y	184	—	—	1	µS/cm	Y	—	NQ	N3B-2020-38	CAWR-20-186464	GELC
Pajarito at Rio Grande	10/03/2018	WS	F	INIT	REG	General Chemistry	EPA:120.1	Specific Conductance	SPEC_CONDC	Y	203	—	—	1	µS/cm	Y	—	NQ	N3B-2019-76	CAWR-19-161966	GELC
Pajarito at Rio Grande	10/12/2016	WS	F	INIT	REG	General Chemistry	EPA:120.1	Specific Conductance	SPEC_CONDC	Y	212	—	—	1	µS/cm	Y	—	NQ	2017-140	CAWR-16-126345	GELC
Pajarito at Rio Grande	09/29/2014	WS	F	INIT	REG	General Chemistry	EPA:120.1	Specific Conductance	SPEC_CONDC	Y	191	—	—	3.63	µS/cm	Y	—	NQ	2015-22	CAWR-14-86964	GELC
Pajarito at Rio Grande	10/05/2020	WS	F	INIT	REG	Inorganic	SW-846:6010C	Strontium	Sr	Y	130	—	—	1	µg/L	Y	—	NQ	N3B-2021-24	CAWR-21-208734	GELC
Pajarito at Rio Grande	10/05/2020	WS	UF	INIT	REG	Inorganic	SW-846:6010C	Strontium	Sr	Y	130	—	—	1	µg/L	Y	—	NQ	N3B-2021-24	CAWR-21-208735	GELC
Pajarito at Rio Grande	10/01/2019	WS	UF	INIT	REG	Inorganic	SW-846:6010C	Strontium	Sr	Y	117	—	—	1	µg/L	Y	—	NQ	N3B-2020-38	CAWR-20-188065	GELC
Pajarito at Rio Grande	10/01/2019	WS	UF	INIT	FD	Inorganic	SW-846:6010C	Strontium	Sr	Y	117	—	—	1	µg/L	Y	—	NQ	N3B-2020-38	CAWR-20-188066	GELC
Pajarito at Rio Grande	10/01/2019	WS	F	INIT	REG	Inorganic	SW-846:6010C	Strontium	Sr	Y	113	—	—	1	µg/L	Y	—	NQ	N3B-2020-38	CAWR-20-186462	GELC
Pajarito at Rio Grande	10/01/2019	WS	F	INIT	FD	Inorganic	SW-846:6010C	Strontium	Sr	Y	115	—	—	1	µg/L	Y	—	NQ	N3B-2020-38	CAWR-20-186464	GELC
Pajarito at Rio Grande	10/03/2018	WS	F	INIT	REG	Inorganic	SW-846:6010C	Strontium	Sr	Y	122	—	—	1	µg/L	Y	—	J+	N3B-2019-76	CAWR-19-161966	GELC
Pajarito at Rio Grande	10/03/2018	WS	UF	INIT	REG	Inorganic	SW-846:6010C	Strontium	Sr	Y	118	—	—	1	µg/L	Y	—	J+	N3B-2019-76	CAWR-19-161967	GELC
Pajarito at Rio Grande	10/12/2016	WS	UF	INIT	REG	Inorganic	SW-846:6010C	Strontium	Sr	Y	125	—	—	1	µg/L	Y	—	NQ	2017-140	CAWR-16-126319	GELC
Pajarito at Rio Grande	10/12/2016	WS	F	INIT	REG	Inorganic	SW-846:6010C	Strontium	Sr	Y	126	—	—	1	µg/L	Y	—	NQ	2017-140	CAWR-16-126345	GELC

Table C-2 Analytical Detections from the Periodic Monitoring Events Reported in this Periodic Monitoring Report Plus Results from the Four Previous Monitoring Events if Available

Location ID	Sample Date	Sample Type	Field Preparation Code	Analysis Type Code	Sample Purpose	Method Category	Lab Method	Parameter Name	Parameter Code	Detected	Report Result	Lab Uncertainty	Report MDA	Report MDL	Report Unit	Best Value	Lab Qualifier	Validation Qualifier	COC #	Field Sample ID	Lab ID
Pajarito at Rio Grande	09/29/2014	WS	F	INIT	REG	Inorganic	SW-846:6010C	Strontium	Sr	Y	120	—	—	1	µg/L	Y	—	NQ	2015-22	CAWR-14-86964	GELC
Pajarito at Rio Grande	10/04/2011	WS	UF	INIT	REG	Inorganic	SW-846:6010B	Strontium	Sr	Y	132	—	—	1	µg/L	Y	—	NQ	12-25	CAWR-11-27989	GELC
Pajarito at Rio Grande	10/05/2020	WS	UF	INIT	REG	RAD	EPA:905.0	Strontium-90	Sr-90	N	0.00553	0.139	0.487	—	pCi/L	Y	U	U	N3B-2021-24	CAWR-21-208735	GELC
Pajarito at Rio Grande	10/03/2018	WS	UF	INIT	REG	RAD	EPA:905.0	Strontium-90	Sr-90	N	0.0174	0.125	0.468	—	pCi/L	Y	U	U	N3B-2019-76	CAWR-19-161967	GELC
Pajarito at Rio Grande	10/12/2016	WS	UF	INIT	REG	RAD	EPA:905.0	Strontium-90	Sr-90	N	0.1	0.137	0.488	—	pCi/L	Y	U	U	2017-140	CAWR-16-126319	GELC
Pajarito at Rio Grande	09/29/2014	WS	UF	INIT	REG	RAD	EPA:905.0	Strontium-90	Sr-90	N	-0.231	0.124	0.492	—	pCi/L	Y	U	U	2015-22	CAWR-14-86937	GELC
Pajarito at Rio Grande	09/24/2012	WS	UF	INIT	REG	RAD	EPA:905.0	Strontium-90	Sr-90	N	0.0106	0.123	0.463	—	pCi/L	Y	U	U	12-1572	CAWR-12-23431	GELC
Pajarito at Rio Grande	10/05/2020	WS	F	INIT	REG	General Chemistry	EPA:300.0	Sulfate	SO4(-2)	Y	5.78	—	—	0.133	mg/L	Y	—	NQ	N3B-2021-24	CAWR-21-208734	GELC
Pajarito at Rio Grande	10/01/2019	WS	F	INIT	REG	General Chemistry	EPA:300.0	Sulfate	SO4(-2)	Y	5.77	—	—	0.133	mg/L	Y	—	NQ	N3B-2020-38	CAWR-20-186462	GELC
Pajarito at Rio Grande	10/01/2019	WS	F	INIT	FD	General Chemistry	EPA:300.0	Sulfate	SO4(-2)	Y	5.81	—	—	0.133	mg/L	Y	—	NQ	N3B-2020-38	CAWR-20-186464	GELC
Pajarito at Rio Grande	10/03/2018	WS	F	INIT	REG	General Chemistry	EPA:300.0	Sulfate	SO4(-2)	Y	5.84	—	—	0.133	mg/L	Y	—	NQ	N3B-2019-76	CAWR-19-161966	GELC
Pajarito at Rio Grande	10/12/2016	WS	F	INIT	REG	General Chemistry	EPA:300.0	Sulfate	SO4(-2)	Y	5.96	—	—	0.133	mg/L	Y	—	NQ	2017-140	CAWR-16-126345	GELC
Pajarito at Rio Grande	09/29/2014	WS	F	INIT	REG	General Chemistry	EPA:300.0	Sulfate	SO4(-2)	Y	5.96	—	—	0.133	mg/L	Y	—	NQ	2015-22	CAWR-14-86964	GELC
Pajarito at Rio Grande	10/05/2020	WS	F	INIT	REG	General Chemistry	EPA:160.1	Total Dissolved Solids	TDS	Y	176	—	—	3.4	mg/L	Y	—	J+	N3B-2021-24	CAWR-21-208734	GELC
Pajarito at Rio Grande	10/01/2019	WS	F	INIT	REG	General Chemistry	EPA:160.1	Total Dissolved Solids	TDS	Y	52.9	—	—	3.4	mg/L	Y	H	NQ	N3B-2020-38	CAWR-20-186462	GELC
Pajarito at Rio Grande	10/01/2019	WS	F	INIT	FD	General Chemistry	EPA:160.1	Total Dissolved Solids	TDS	Y	104	—	—	3.4	mg/L	Y	H	NQ	N3B-2020-38	CAWR-20-186464	GELC
Pajarito at Rio Grande	10/03/2018	WS	F	INIT	REG	General Chemistry	EPA:160.1	Total Dissolved Solids	TDS	Y	186	—	—	3.4	mg/L	Y	—	NQ	N3B-2019-76	CAWR-19-161966	GELC
Pajarito at Rio Grande	10/12/2016	WS	F	INIT	REG	General Chemistry	EPA:160.1	Total Dissolved Solids	TDS	Y	137	—	—	3.4	mg/L	Y	—	J	2017-140	CAWR-16-126345	GELC
Pajarito at Rio Grande	09/29/2014	WS	F	INIT	REG	General Chemistry	EPA:160.1	Total Dissolved Solids	TDS	Y	116	—	—	3.4	mg/L	Y	—	NQ	2015-22	CAWR-14-86964	GELC
Pajarito at Rio Grande	10/05/2020	WS	F	INIT	REG	General Chemistry	EPA:365.4	Total Phosphate as Phosphorus	PO4-P	Y	0.0978	—	—	0.02	mg/L	Y	—	NQ	N3B-2021-24	CAWR-21-208734	GELC
Pajarito at Rio Grande	10/01/2019	WS	F	INIT	REG	General Chemistry	EPA:365.4	Total Phosphate as Phosphorus	PO4-P	N	0.02	—	—	0.02	mg/L	Y	U	U	N3B-2020-38	CAWR-20-186462	GELC
Pajarito at Rio Grande	10/01/2019	WS	F	INIT	FD	General Chemistry	EPA:365.4	Total Phosphate as Phosphorus	PO4-P	N	0.0785	—	—	0.02	mg/L	Y	—	U	N3B-2020-38	CAWR-20-186464	GELC
Pajarito at Rio Grande	10/03/2018	WS	F	INIT	REG	General Chemistry	EPA:365.4	Total Phosphate as Phosphorus	PO4-P	N	0.02	—	—	0.02	mg/L	Y	U	U	N3B-2019-76	CAWR-19-161966	GELC
Pajarito at Rio Grande	10/12/2016	WS	F	INIT	REG	General Chemistry	EPA:365.4	Total Phosphate as Phosphorus	PO4-P	Y	0.0343	—	—	0.02	mg/L	Y	J	J	2017-140	CAWR-16-126345	GELC
Pajarito at Rio Grande	09/29/2014	WS	F	INIT	REG	General Chemistry	EPA:365.4	Total Phosphate as Phosphorus	PO4-P	N	0.0476	—	—	0.017	mg/L	Y	J	U	2015-22	CAWR-14-86964	GELC
Pajarito at Rio Grande	10/05/2020	WS	F	INIT	REG	Inorganic	SW-846:6020B	Uranium	U	Y	0.991	—	—	0.067	µg/L	Y	—	NQ	N3B-2021-24	CAWR-21-208734	GELC
Pajarito at Rio Grande	10/05/2020	WS	UF	INIT	REG	Inorganic	SW-846:6020B	Uranium	U	Y	0.996	—	—	0.067	µg/L	Y	—	NQ	N3B-2021-24	CAWR-21-208735	GELC
Pajarito at Rio Grande	10/01/2019	WS	UF	INIT	REG	Inorganic	SW-846:6020B	Uranium	U	Y	0.984	—	—	0.067	µg/L	Y	—	NQ	N3B-2020-38	CAWR-20-188065	GELC

Table C-2 Analytical Detections from the Periodic Monitoring Events Reported in this Periodic Monitoring Report Plus Results from the Four Previous Monitoring Events if Available

Location ID	Sample Date	Sample Type	Field Preparation Code	Analysis Type Code	Sample Purpose	Method Category	Lab Method	Parameter Name	Parameter Code	Detected	Report Result	Lab Uncertainty	Report MDA	Report MDL	Report Unit	Best Value	Lab Qualifier	Validation Qualifier	COC #	Field Sample ID	Lab ID
Pajarito at Rio Grande	10/01/2019	WS	UF	INIT	FD	Inorganic	SW-846:6020B	Uranium	U	Y	0.996	—	—	0.067	µg/L	Y	—	NQ	N3B-2020-38	CAWR-20-188066	GELC
Pajarito at Rio Grande	10/01/2019	WS	F	INIT	REG	Inorganic	SW-846:6020B	Uranium	U	Y	1.01	—	—	0.067	µg/L	Y	—	NQ	N3B-2020-38	CAWR-20-186462	GELC
Pajarito at Rio Grande	10/01/2019	WS	F	INIT	FD	Inorganic	SW-846:6020B	Uranium	U	Y	0.989	—	—	0.067	µg/L	Y	—	NQ	N3B-2020-38	CAWR-20-186464	GELC
Pajarito at Rio Grande	10/03/2018	WS	F	INIT	REG	Inorganic	SW-846:6020	Uranium	U	Y	1.01	—	—	0.067	µg/L	Y	—	NQ	N3B-2019-76	CAWR-19-161966	GELC
Pajarito at Rio Grande	10/03/2018	WS	UF	INIT	REG	Inorganic	SW-846:6020	Uranium	U	Y	1.06	—	—	0.067	µg/L	Y	—	NQ	N3B-2019-76	CAWR-19-161967	GELC
Pajarito at Rio Grande	10/12/2016	WS	F	INIT	REG	Inorganic	SW-846:6020	Uranium	U	Y	1.06	—	—	0.067	µg/L	Y	—	NQ	2017-140	CAWR-16-126345	GELC
Pajarito at Rio Grande	10/12/2016	WS	UF	INIT	REG	Inorganic	SW-846:6020	Uranium	U	Y	1.03	—	—	0.067	µg/L	Y	—	NQ	2017-140	CAWR-16-126319	GELC
Pajarito at Rio Grande	09/29/2014	WS	F	INIT	REG	Inorganic	SW-846:6020	Uranium	U	Y	0.961	—	—	0.067	µg/L	Y	—	NQ	2015-22	CAWR-14-86964	GELC
Pajarito at Rio Grande	10/04/2011	WS	UF	INIT	REG	Inorganic	SW-846:6020	Uranium	U	Y	1.19	—	—	0.067	µg/L	Y	—	NQ	12-25	CAWR-11-27989	GELC
Pajarito at Rio Grande	10/05/2020	WS	UF	INIT	REG	RAD	HASL-300:ISOU	Uranium-234	U-234	Y	0.578	0.0386	0.0541	—	pCi/L	Y	—	NQ	N3B-2021-24	CAWR-21-208735	GELC
Pajarito at Rio Grande	10/03/2018	WS	UF	INIT	REG	RAD	HASL-300:ISOU	Uranium-234	U-234	Y	0.656	0.0423	0.0875	—	pCi/L	Y	—	NQ	N3B-2019-76	CAWR-19-161967	GELC
Pajarito at Rio Grande	10/12/2016	WS	UF	INIT	REG	RAD	HASL-300:ISOU	Uranium-234	U-234	Y	0.663	0.0409	0.143	—	pCi/L	Y	—	NQ	2017-140	CAWR-16-126319	GELC
Pajarito at Rio Grande	09/29/2014	WS	UF	INIT	REG	RAD	HASL-300:ISOU	Uranium-234	U-234	Y	0.568	0.0456	0.0888	—	pCi/L	Y	—	NQ	2015-22	CAWR-14-86937	GELC
Pajarito at Rio Grande	09/24/2012	WS	UF	INIT	REG	RAD	HASL-300:ISOU	Uranium-234	U-234	Y	0.685	0.0471	0.0526	—	pCi/L	Y	—	J	12-1572	CAWR-12-23431	GELC
Pajarito at Rio Grande	10/05/2020	WS	UF	INIT	REG	RAD	HASL-300:ISOU	Uranium-235/236	U-235/236	N	0.0285	0.0107	0.0351	—	pCi/L	Y	U	U	N3B-2021-24	CAWR-21-208735	GELC
Pajarito at Rio Grande	10/03/2018	WS	UF	INIT	REG	RAD	HASL-300:ISOU	Uranium-235/236	U-235/236	N	0.0318	0.011	0.0848	—	pCi/L	Y	U	U	N3B-2019-76	CAWR-19-161967	GELC
Pajarito at Rio Grande	10/12/2016	WS	UF	INIT	REG	RAD	HASL-300:ISOU	Uranium-235/236	U-235/236	N	0.0274	0.011	0.0742	—	pCi/L	Y	U	U	2017-140	CAWR-16-126319	GELC
Pajarito at Rio Grande	09/29/2014	WS	UF	INIT	REG	RAD	HASL-300:ISOU	Uranium-235/236	U-235/236	N	0.0131	0.00975	0.0622	—	pCi/L	Y	U	U	2015-22	CAWR-14-86937	GELC
Pajarito at Rio Grande	09/24/2012	WS	UF	INIT	REG	RAD	HASL-300:ISOU	Uranium-235/236	U-235/236	N	0.0296	0.0117	0.0382	—	pCi/L	Y	U	U	12-1572	CAWR-12-23431	GELC
Pajarito at Rio Grande	10/05/2020	WS	UF	INIT	REG	RAD	HASL-300:ISOU	Uranium-238	U-238	Y	0.27	0.0287	0.0482	—	pCi/L	Y	—	NQ	N3B-2021-24	CAWR-21-208735	GELC
Pajarito at Rio Grande	10/03/2018	WS	UF	INIT	REG	RAD	HASL-300:ISOU	Uranium-238	U-238	Y	0.337	0.0314	0.0864	—	pCi/L	Y	—	NQ	N3B-2019-76	CAWR-19-161967	GELC
Pajarito at Rio Grande	10/12/2016	WS	UF	INIT	REG	RAD	HASL-300:ISOU	Uranium-238	U-238	Y	0.311	0.0285	0.0961	—	pCi/L	Y	—	NQ	2017-140	CAWR-16-126319	GELC
Pajarito at Rio Grande	09/29/2014	WS	UF	INIT	REG	RAD	HASL-300:ISOU	Uranium-238	U-238	Y	0.25	0.0305	0.0473	—	pCi/L	Y	—	NQ	2015-22	CAWR-14-86937	GELC
Pajarito at Rio Grande	09/24/2012	WS	UF	INIT	REG	RAD	HASL-300:ISOU	Uranium-238	U-238	Y	0.356	0.0337	0.0358	—	pCi/L	Y	—	J	12-1572	CAWR-12-23431	GELC
Pajarito at Rio Grande	10/05/2020	WS	F	INIT	REG	Inorganic	SW-846:6010C	Vanadium	V	Y	10.1	—	—	1	µg/L	Y	—	NQ	N3B-2021-24	CAWR-21-208734	GELC
Pajarito at Rio Grande	10/05/2020	WS	UF	INIT	REG	Inorganic	SW-846:6010C	Vanadium	V	Y	10.2	—	—	1	µg/L	Y	—	NQ	N3B-2021-24	CAWR-21-208735	GELC
Pajarito at Rio Grande	10/01/2019	WS	UF	INIT	REG	Inorganic	SW-846:6010C	Vanadium	V	Y	9.11	—	—	1	µg/L	Y	—	NQ	N3B-2020-38	CAWR-20-188065	GELC
Pajarito at Rio Grande	10/01/2019	WS	UF	INIT	FD	Inorganic	SW-846:6010C	Vanadium	V	Y	9.4	—	—	1	µg/L	Y	—	NQ	N3B-2020-38	CAWR-20-188066	GELC

Table C-2 Analytical Detections from the Periodic Monitoring Events Reported in this Periodic Monitoring Report Plus Results from the Four Previous Monitoring Events if Available

Location ID	Sample Date	Sample Type	Field Preparation Code	Analysis Type Code	Sample Purpose	Method Category	Lab Method	Parameter Name	Parameter Code	Detected	Report Result	Lab Uncertainty	Report MDA	Report MDL	Report Unit	Best Value	Lab Qualifier	Validation Qualifier	COC #	Field Sample ID	Lab ID
Pajarito at Rio Grande	10/01/2019	WS	F	INIT	REG	Inorganic	SW-846:6010C	Vanadium	V	Y	8.76	—	—	1	µg/L	Y	—	NQ	N3B-2020-38	CAWR-20-186462	GELC
Pajarito at Rio Grande	10/01/2019	WS	F	INIT	FD	Inorganic	SW-846:6010C	Vanadium	V	Y	8.97	—	—	1	µg/L	Y	—	NQ	N3B-2020-38	CAWR-20-186464	GELC
Pajarito at Rio Grande	10/03/2018	WS	F	INIT	REG	Inorganic	SW-846:6010C	Vanadium	V	N	11.1	—	—	1	µg/L	Y	—	U	N3B-2019-76	CAWR-19-161966	GELC
Pajarito at Rio Grande	10/03/2018	WS	UF	INIT	REG	Inorganic	SW-846:6010C	Vanadium	V	N	9.9	—	—	1	µg/L	Y	—	U	N3B-2019-76	CAWR-19-161967	GELC
Pajarito at Rio Grande	10/12/2016	WS	UF	INIT	REG	Inorganic	SW-846:6010C	Vanadium	V	Y	9.38	—	—	1	µg/L	Y	—	NQ	2017-140	CAWR-16-126319	GELC
Pajarito at Rio Grande	10/12/2016	WS	F	INIT	REG	Inorganic	SW-846:6010C	Vanadium	V	Y	9.52	—	—	1	µg/L	Y	—	NQ	2017-140	CAWR-16-126345	GELC
Pajarito at Rio Grande	09/29/2014	WS	F	INIT	REG	Inorganic	SW-846:6010C	Vanadium	V	Y	9.44	—	—	1	µg/L	Y	—	NQ	2015-22	CAWR-14-86964	GELC
Pajarito at Rio Grande	10/04/2011	WS	UF	INIT	REG	Inorganic	SW-846:6010B	Vanadium	V	Y	10.3	—	—	1	µg/L	Y	—	NQ	12-25	CAWR-11-27989	GELC
Pajarito at Rio Grande	10/05/2020	WS	F	INIT	REG	Inorganic	SW-846:6010C	Zinc	Zn	Y	5.03	—	—	3.3	µg/L	Y	J	J	N3B-2021-24	CAWR-21-208734	GELC
Pajarito at Rio Grande	10/05/2020	WS	UF	INIT	REG	Inorganic	SW-846:6010C	Zinc	Zn	Y	6.19	—	—	3.3	µg/L	Y	J	J	N3B-2021-24	CAWR-21-208735	GELC
Pajarito at Rio Grande	10/01/2019	WS	UF	INIT	REG	Inorganic	SW-846:6010C	Zinc	Zn	N	4.19	—	—	3.3	µg/L	Y	J	U	N3B-2020-38	CAWR-20-188065	GELC
Pajarito at Rio Grande	10/01/2019	WS	UF	INIT	FD	Inorganic	SW-846:6010C	Zinc	Zn	N	4.12	—	—	3.3	µg/L	Y	J	U	N3B-2020-38	CAWR-20-188066	GELC
Pajarito at Rio Grande	10/01/2019	WS	F	INIT	REG	Inorganic	SW-846:6010C	Zinc	Zn	N	4.01	—	—	3.3	µg/L	Y	J	U	N3B-2020-38	CAWR-20-186462	GELC
Pajarito at Rio Grande	10/01/2019	WS	F	INIT	FD	Inorganic	SW-846:6010C	Zinc	Zn	N	3.84	—	—	3.3	µg/L	Y	J	U	N3B-2020-38	CAWR-20-186464	GELC
Pajarito at Rio Grande	10/03/2018	WS	F	INIT	REG	Inorganic	SW-846:6010C	Zinc	Zn	N	3.3	—	—	3.3	µg/L	Y	U	U	N3B-2019-76	CAWR-19-161966	GELC
Pajarito at Rio Grande	10/03/2018	WS	UF	INIT	REG	Inorganic	SW-846:6010C	Zinc	Zn	N	3.3	—	—	3.3	µg/L	Y	U	U	N3B-2019-76	CAWR-19-161967	GELC
Pajarito at Rio Grande	10/12/2016	WS	UF	INIT	REG	Inorganic	SW-846:6010C	Zinc	Zn	N	10	—	—	3.3	µg/L	Y	U	U	2017-140	CAWR-16-126319	GELC
Pajarito at Rio Grande	10/12/2016	WS	F	INIT	REG	Inorganic	SW-846:6010C	Zinc	Zn	N	10	—	—	3.3	µg/L	Y	U	U	2017-140	CAWR-16-126345	GELC
Pajarito at Rio Grande	09/29/2014	WS	F	INIT	REG	Inorganic	SW-846:6010C	Zinc	Zn	N	10	—	—	3.3	µg/L	Y	U	U	2015-22	CAWR-14-86964	GELC
Pajarito at Rio Grande	10/04/2011	WS	UF	INIT	REG	Inorganic	SW-846:6010B	Zinc	Zn	N	10	—	—	3.3	µg/L	Y	U	U	12-25	CAWR-11-27989	GELC
Rio Grande at Otowi Bridge	10/01/2020	WS	UF	INIT	REG	VOC	SW-846:8260B	Acetone	67-64-1	Y	5.21	—	—	1.5	µg/L	Y	J	J	N3B-2021-13	CAWR-21-208738	GELC
Rio Grande at Otowi Bridge	10/07/2019	WS	UF	INIT	REG	VOC	SW-846:8260B	Acetone	67-64-1	N	6.95	—	—	1.5	µg/L	Y	J	U	N3B-2020-47	CAWR-20-186470	GELC
Rio Grande at Otowi Bridge	10/10/2018	WS	UF	INIT	REG	VOC	SW-846:8260B	Acetone	67-64-1	N	1.5	—	—	1.5	µg/L	Y	U	U	N3B-2019-100	CAWR-19-162018	GELC
Rio Grande at Otowi Bridge	10/10/2018	WS	UF	INIT	FD	VOC	SW-846:8260B	Acetone	67-64-1	N	1.5	—	—	1.5	µg/L	Y	U	U	N3B-2019-100	CAWR-19-162020	GELC
Rio Grande at Otowi Bridge	10/04/2017	WS	UF	INIT	REG	VOC	SW-846:8260B	Acetone	67-64-1	N	1.5	—	—	1.5	µg/L	Y	U	U	2018-195	CAWR-18-147406	GELC
Rio Grande at Otowi Bridge	10/04/2017	WS	UF	INIT	FD	VOC	SW-846:8260B	Acetone	67-64-1	N	1.5	—	—	1.5	µg/L	Y	U	U	2018-195	CAWR-18-147426	GELC
Rio Grande at Otowi Bridge	10/19/2016	WS	UF	INIT	REG	VOC	SW-846:8260B	Acetone	67-64-1	N	10	—	—	1.5	µg/L	Y	U	U	2017-176	CAWR-16-126321	GELC
Rio Grande at Otowi Bridge	04/14/2021	WS	F	INIT	REG	General Chemistry	EPA:150.1	Acidity or Alkalinity of a solution	pH	Y	8.29	—	—	0.01	SU	Y	H	J	N3B-2021-1308	CAWR-21-221791	GELC

Table C-2 Analytical Detections from the Periodic Monitoring Events Reported in this Periodic Monitoring Report Plus Results from the Four Previous Monitoring Events if Available

Location ID	Sample Date	Sample Type	Field Preparation Code	Analysis Type Code	Sample Purpose	Method Category	Lab Method	Parameter Name	Parameter Code	Detected	Report Result	Lab Uncertainty	Report MDA	Report MDL	Report Unit	Best Value	Lab Qualifier	Validation Qualifier	COC #	Field Sample ID	Lab ID
Rio Grande at Otowi Bridge	10/01/2020	WS	F	INIT	REG	General Chemistry	EPA:150.1	Acidity or Alkalinity of a solution	pH	Y	8.72	—	—	0.01	SU	Y	H	NQ	N3B-2021-13	CAWR-21-208737	GELC
Rio Grande at Otowi Bridge	09/03/2020	WS	F	INIT	REG	General Chemistry	EPA:150.1	Acidity or Alkalinity of a solution	pH	Y	8.2	—	—	0.01	SU	Y	H	NQ	N3B-2020-1702	CAWR-20-206474	GELC
Rio Grande at Otowi Bridge	10/07/2019	WS	F	INIT	REG	General Chemistry	EPA:150.1	Acidity or Alkalinity of a solution	pH	Y	8.37	—	—	0.01	SU	Y	H	NQ	N3B-2020-47	CAWR-20-186469	GELC
Rio Grande at Otowi Bridge	10/10/2018	WS	F	INIT	REG	General Chemistry	EPA:150.1	Acidity or Alkalinity of a solution	pH	Y	8.45	—	—	0.01	SU	Y	H	NQ	N3B-2019-100	CAWR-19-162017	GELC
Rio Grande at Otowi Bridge	10/10/2018	WS	F	INIT	FD	General Chemistry	EPA:150.1	Acidity or Alkalinity of a solution	pH	Y	8.45	—	—	0.01	SU	Y	H	NQ	N3B-2019-100	CAWR-19-162019	GELC
Rio Grande at Otowi Bridge	10/04/2017	WS	F	INIT	REG	General Chemistry	EPA:150.1	Acidity or Alkalinity of a solution	pH	Y	8.2	—	—	0.01	SU	Y	H	NQ	2018-195	CAWR-18-147339	GELC
Rio Grande at Otowi Bridge	10/04/2017	WS	F	INIT	FD	General Chemistry	EPA:150.1	Acidity or Alkalinity of a solution	pH	Y	8.19	—	—	0.01	SU	Y	H	NQ	2018-195	CAWR-18-147388	GELC
Rio Grande at Otowi Bridge	10/19/2016	WS	F	INIT	REG	General Chemistry	EPA:150.1	Acidity or Alkalinity of a solution	pH	Y	8.38	—	—	0.01	SU	Y	H	NQ	2017-176	CAWR-16-126347	GELC
Rio Grande at Otowi Bridge	10/01/2020	WS	F	INIT	REG	General Chemistry	EPA:310.1	Alkalinity-CO3	ALK-CO3	Y	7.05	—	—	1.45	mg/L	Y	—	NQ	N3B-2021-13	CAWR-21-208737	GELC
Rio Grande at Otowi Bridge	09/03/2020	WS	F	INIT	REG	General Chemistry	EPA:310.1	Alkalinity-CO3	ALK-CO3	N	1.45	—	—	1.45	mg/L	Y	U	U	N3B-2020-1702	CAWR-20-206474	GELC
Rio Grande at Otowi Bridge	10/07/2019	WS	F	INIT	REG	General Chemistry	EPA:310.1	Alkalinity-CO3	ALK-CO3	Y	1.59	—	—	1.45	mg/L	Y	J	J	N3B-2020-47	CAWR-20-186469	GELC
Rio Grande at Otowi Bridge	10/10/2018	WS	F	INIT	REG	General Chemistry	EPA:310.1	Alkalinity-CO3	ALK-CO3	Y	4.4	—	—	1.45	mg/L	Y	—	NQ	N3B-2019-100	CAWR-19-162017	GELC
Rio Grande at Otowi Bridge	10/10/2018	WS	F	INIT	FD	General Chemistry	EPA:310.1	Alkalinity-CO3	ALK-CO3	Y	3.2	—	—	1.45	mg/L	Y	J	J	N3B-2019-100	CAWR-19-162019	GELC
Rio Grande at Otowi Bridge	10/04/2017	WS	F	INIT	REG	General Chemistry	EPA:310.1	Alkalinity-CO3	ALK-CO3	N	1.45	—	—	1.45	mg/L	Y	U	U	2018-195	CAWR-18-147339	GELC
Rio Grande at Otowi Bridge	10/04/2017	WS	F	INIT	FD	General Chemistry	EPA:310.1	Alkalinity-CO3	ALK-CO3	N	1.45	—	—	1.45	mg/L	Y	U	U	2018-195	CAWR-18-147388	GELC
Rio Grande at Otowi Bridge	04/14/2021	WS	F	INIT	REG	General Chemistry	EPA:310.1	Alkalinity-CO3+HCO3	ALK-CO3+HCO3	Y	95.1	—	—	1.45	mg/L	Y	—	NQ	N3B-2021-1308	CAWR-21-221791	GELC
Rio Grande at Otowi Bridge	10/01/2020	WS	F	INIT	REG	General Chemistry	EPA:310.1	Alkalinity-CO3+HCO3	ALK-CO3+HCO3	Y	102	—	—	1.45	mg/L	Y	—	NQ	N3B-2021-13	CAWR-21-208737	GELC
Rio Grande at Otowi Bridge	09/03/2020	WS	F	INIT	REG	General Chemistry	EPA:310.1	Alkalinity-CO3+HCO3	ALK-CO3+HCO3	Y	92.2	—	—	1.45	mg/L	Y	—	NQ	N3B-2020-1702	CAWR-20-206474	GELC
Rio Grande at Otowi Bridge	10/07/2019	WS	F	INIT	REG	General Chemistry	EPA:310.1	Alkalinity-CO3+HCO3	ALK-CO3+HCO3	Y	102	—	—	1.45	mg/L	Y	—	NQ	N3B-2020-47	CAWR-20-186469	GELC
Rio Grande at Otowi Bridge	10/10/2018	WS	F	INIT	REG	General Chemistry	EPA:310.1	Alkalinity-CO3+HCO3	ALK-CO3+HCO3	Y	110	—	—	1.45	mg/L	Y	—	NQ	N3B-2019-100	CAWR-19-162017	GELC
Rio Grande at Otowi Bridge	10/10/2018	WS	F	INIT	FD	General Chemistry	EPA:310.1	Alkalinity-CO3+HCO3	ALK-CO3+HCO3	Y	111	—	—	1.45	mg/L	Y	—	NQ	N3B-2019-100	CAWR-19-162019	GELC
Rio Grande at Otowi Bridge	10/04/2017	WS	F	INIT	REG	General Chemistry	EPA:310.1	Alkalinity-CO3+HCO3	ALK-CO3+HCO3	Y	91.8	—	—	1.45	mg/L	Y	—	NQ	2018-195	CAWR-18-147339	GELC
Rio Grande at Otowi Bridge	10/04/2017	WS	F	INIT	FD	General Chemistry	EPA:310.1	Alkalinity-CO3+HCO3	ALK-CO3+HCO3	Y	91.4	—	—	1.45	mg/L	Y	—	NQ	2018-195	CAWR-18-147388	GELC
Rio Grande at Otowi Bridge	10/19/2016	WS	F	INIT	REG	General Chemistry	EPA:310.1	Alkalinity-CO3+HCO3	ALK-CO3+HCO3	Y	129	—	—	1.45	mg/L	Y	—	NQ	2017-176	CAWR-16-126347	GELC
Rio Grande at Otowi Bridge	04/14/2021	WS	UF	INIT	REG	Inorganic	SW-846:6010C	Aluminum	Al	Y	7150	—	—	68	µg/L	Y	—	NQ	N3B-2021-1308	CAWR-21-221792	GELC
Rio Grande at Otowi Bridge	10/01/2020	WS	UF	INIT	REG	Inorganic	SW-846:6010C	Aluminum	Al	Y	815	—	—	68	µg/L	Y	—	NQ	N3B-2021-13	CAWR-21-208738	GELC
Rio Grande at Otowi Bridge	09/03/2020	WS	UF	INIT	REG	Inorganic	SW-846:6010C	Aluminum	Al	Y	4260	—	—	68	µg/L	Y	—	NQ	N3B-2020-1702	CAWR-20-206475	GELC
Rio Grande at Otowi Bridge	10/07/2019	WS	UF	INIT	REG	Inorganic	SW-846:6010C	Aluminum	Al	Y	2740	—	—	68	µg/L	Y	—	NQ	N3B-2020-47	CAWR-20-186470	GELC

Table C-2 Analytical Detections from the Periodic Monitoring Events Reported in this Periodic Monitoring Report Plus Results from the Four Previous Monitoring Events if Available

Location ID	Sample Date	Sample Type	Field Preparation Code	Analysis Type Code	Sample Purpose	Method Category	Lab Method	Parameter Name	Parameter Code	Detected	Report Result	Lab Uncertainty	Report MDA	Report MDL	Report Unit	Best Value	Lab Qualifier	Validation Qualifier	COC #	Field Sample ID	Lab ID
Rio Grande at Otowi Bridge	10/10/2018	WS	UF	INIT	REG	Inorganic	SW-846:6010C	Aluminum	Al	Y	11100	—	—	68	µg/L	Y	—	NQ	N3B-2019-100	CAWR-19-162018	GELC
Rio Grande at Otowi Bridge	10/10/2018	WS	UF	INIT	FD	Inorganic	SW-846:6010C	Aluminum	Al	Y	5620	—	—	68	µg/L	Y	—	NQ	N3B-2019-100	CAWR-19-162020	GELC
Rio Grande at Otowi Bridge	10/04/2017	WS	UF	INIT	REG	Inorganic	SW-846:6010C	Aluminum	Al	Y	9660	—	—	68	µg/L	Y	—	NQ	2018-195	CAWR-18-147340	GELC
Rio Grande at Otowi Bridge	10/04/2017	WS	UF	INIT	FD	Inorganic	SW-846:6010C	Aluminum	Al	Y	9090	—	—	68	µg/L	Y	—	NQ	2018-195	CAWR-18-147390	GELC
Rio Grande at Otowi Bridge	10/19/2016	WS	UF	INIT	REG	Inorganic	SW-846:6010C	Aluminum	Al	Y	1420	—	—	68	µg/L	Y	—	NQ	2017-176	CAWR-16-126321	GELC
Rio Grande at Otowi Bridge	10/01/2020	WS	UF	INIT	REG	RAD	HASL-300:AM-241	Americium-241	Am-241	N	0.0212	0.00918	0.048	—	pCi/L	Y	U	U	N3B-2021-13	CAWR-21-208738	GELC
Rio Grande at Otowi Bridge	10/07/2019	WS	UF	INIT	REG	RAD	HASL-300:AM-241	Americium-241	Am-241	N	0.0426	0.0674	0.289	—	pCi/L	Y	U	U	N3B-2020-47	CAWR-20-186470	GELC
Rio Grande at Otowi Bridge	10/10/2018	WS	UF	INIT	REG	RAD	HASL-300:AM-241	Americium-241	Am-241	N	-0.00903	0.0101	0.0539	—	pCi/L	Y	U	U	N3B-2019-100	CAWR-19-162018	GELC
Rio Grande at Otowi Bridge	10/10/2018	WS	UF	INIT	FD	RAD	HASL-300:AM-241	Americium-241	Am-241	N	0.00489	0.00773	0.0584	—	pCi/L	Y	U	U	N3B-2019-100	CAWR-19-162020	GELC
Rio Grande at Otowi Bridge	10/04/2017	WS	UF	INIT	REG	RAD	HASL-300:AM-241	Americium-241	Am-241	N	0	0.00451	0.0395	—	pCi/L	Y	U	U	2018-195	CAWR-18-147340	GELC
Rio Grande at Otowi Bridge	10/04/2017	WS	UF	INIT	FD	RAD	HASL-300:AM-241	Americium-241	Am-241	N	-0.0158	0.00948	0.0309	—	pCi/L	Y	U	U	2018-195	CAWR-18-147390	GELC
Rio Grande at Otowi Bridge	10/19/2016	WS	UF	INIT	REG	RAD	HASL-300:AM-241	Americium-241	Am-241	N	0.00212	0.0056	0.0518	—	pCi/L	Y	U	U	2017-176	CAWR-16-126321	GELC
Rio Grande at Otowi Bridge	04/14/2021	WS	F	INIT	REG	Inorganic	SW-846:6020B	Arsenic	As	Y	2.96	—	—	2	µg/L	Y	J	J	N3B-2021-1308	CAWR-21-221791	GELC
Rio Grande at Otowi Bridge	04/14/2021	WS	UF	INIT	REG	Inorganic	SW-846:6020B	Arsenic	As	Y	5.13	—	—	2	µg/L	Y	—	NQ	N3B-2021-1308	CAWR-21-221792	GELC
Rio Grande at Otowi Bridge	09/03/2020	WS	UF	INIT	REG	Inorganic	SW-846:6020B	Arsenic	As	Y	5.24	—	—	2	µg/L	Y	—	NQ	N3B-2020-1702	CAWR-20-206475	GELC
Rio Grande at Otowi Bridge	09/03/2020	WS	F	INIT	REG	Inorganic	SW-846:6020B	Arsenic	As	Y	3.83	—	—	2	µg/L	Y	J	J	N3B-2020-1702	CAWR-20-206474	GELC
Rio Grande at Otowi Bridge	10/07/2019	WS	F	INIT	REG	Inorganic	SW-846:6020B	Arsenic	As	Y	3.12	—	—	2	µg/L	Y	J	J	N3B-2020-47	CAWR-20-186469	GELC
Rio Grande at Otowi Bridge	10/07/2019	WS	UF	INIT	REG	Inorganic	SW-846:6020B	Arsenic	As	Y	3.46	—	—	2	µg/L	Y	J	J	N3B-2020-47	CAWR-20-186470	GELC
Rio Grande at Otowi Bridge	10/10/2018	WS	UF	INIT	REG	Inorganic	SW-846:6020	Arsenic	As	Y	4.35	—	—	2	µg/L	Y	J	J	N3B-2019-100	CAWR-19-162018	GELC
Rio Grande at Otowi Bridge	10/10/2018	WS	UF	INIT	FD	Inorganic	SW-846:6020	Arsenic	As	Y	4.51	—	—	2	µg/L	Y	J	J	N3B-2019-100	CAWR-19-162020	GELC
Rio Grande at Otowi Bridge	10/10/2018	WS	F	INIT	REG	Inorganic	SW-846:6020	Arsenic	As	Y	3.63	—	—	2	µg/L	Y	J	J	N3B-2019-100	CAWR-19-162017	GELC
Rio Grande at Otowi Bridge	10/10/2018	WS	F	INIT	FD	Inorganic	SW-846:6020	Arsenic	As	Y	3.68	—	—	2	µg/L	Y	J	J	N3B-2019-100	CAWR-19-162019	GELC
Rio Grande at Otowi Bridge	10/04/2017	WS	F	INIT	REG	Inorganic	SW-846:6020	Arsenic	As	Y	2.42	—	—	2	µg/L	Y	J	J	2018-195	CAWR-18-147339	GELC
Rio Grande at Otowi Bridge	10/04/2017	WS	F	INIT	FD	Inorganic	SW-846:6020	Arsenic	As	Y	2.18	—	—	2	µg/L	Y	J	J	2018-195	CAWR-18-147388	GELC
Rio Grande at Otowi Bridge	10/04/2017	WS	UF	INIT	REG	Inorganic	SW-846:6020	Arsenic	As	Y	3.98	—	—	2	µg/L	Y	J	J	2018-195	CAWR-18-147340	GELC
Rio Grande at Otowi Bridge	10/04/2017	WS	UF	INIT	FD	Inorganic	SW-846:6020	Arsenic	As	Y	3.67	—	—	2	µg/L	Y	J	J	2018-195	CAWR-18-147390	GELC
Rio Grande at Otowi Bridge	10/19/2016	WS	UF	INIT	REG	Inorganic	SW-846:6020	Arsenic	As	Y	3.03	—	—	1.7	µg/L	Y	J	J	2017-176	CAWR-16-126321	GELC
Rio Grande at Otowi Bridge	10/19/2016	WS	F	INIT	REG	Inorganic	SW-846:6020	Arsenic	As	Y	2.63	—	—	1.7	µg/L	Y	J	J	2017-176	CAWR-16-126347	GELC

Table C-2 Analytical Detections from the Periodic Monitoring Events Reported in this Periodic Monitoring Report Plus Results from the Four Previous Monitoring Events if Available

Location ID	Sample Date	Sample Type	Field Preparation Code	Analysis Type Code	Sample Purpose	Method Category	Lab Method	Parameter Name	Parameter Code	Detected	Report Result	Lab Uncertainty	Report MDA	Report MDL	Report Unit	Best Value	Lab Qualifier	Validation Qualifier	COC #	Field Sample ID	Lab ID
Rio Grande at Otowi Bridge	04/14/2021	WS	F	INIT	REG	Inorganic	SW-846:6010C	Barium	Ba	Y	64.6	—	—	1	µg/L	Y	—	NQ	N3B-2021-1308	CAWR-21-221791	GELC
Rio Grande at Otowi Bridge	04/14/2021	WS	UF	INIT	REG	Inorganic	SW-846:6010C	Barium	Ba	Y	169	—	—	1	µg/L	Y	—	NQ	N3B-2021-1308	CAWR-21-221792	GELC
Rio Grande at Otowi Bridge	10/01/2020	WS	UF	INIT	REG	Inorganic	SW-846:6010C	Barium	Ba	Y	80.9	—	—	1	µg/L	Y	—	NQ	N3B-2021-13	CAWR-21-208738	GELC
Rio Grande at Otowi Bridge	10/01/2020	WS	F	INIT	REG	Inorganic	SW-846:6010C	Barium	Ba	Y	71.2	—	—	1	µg/L	Y	—	NQ	N3B-2021-13	CAWR-21-208737	GELC
Rio Grande at Otowi Bridge	09/03/2020	WS	F	INIT	REG	Inorganic	SW-846:6010C	Barium	Ba	Y	76.2	—	—	1	µg/L	Y	—	NQ	N3B-2020-1702	CAWR-20-206474	GELC
Rio Grande at Otowi Bridge	09/03/2020	WS	UF	INIT	REG	Inorganic	SW-846:6010C	Barium	Ba	Y	105	—	—	1	µg/L	Y	—	NQ	N3B-2020-1702	CAWR-20-206475	GELC
Rio Grande at Otowi Bridge	10/07/2019	WS	UF	INIT	REG	Inorganic	SW-846:6010C	Barium	Ba	Y	85.1	—	—	1	µg/L	Y	—	NQ	N3B-2020-47	CAWR-20-186470	GELC
Rio Grande at Otowi Bridge	10/07/2019	WS	F	INIT	REG	Inorganic	SW-846:6010C	Barium	Ba	Y	61.9	—	—	1	µg/L	Y	—	NQ	N3B-2020-47	CAWR-20-186469	GELC
Rio Grande at Otowi Bridge	10/10/2018	WS	F	INIT	REG	Inorganic	SW-846:6010C	Barium	Ba	Y	74.4	—	—	1	µg/L	Y	—	NQ	N3B-2019-100	CAWR-19-162017	GELC
Rio Grande at Otowi Bridge	10/10/2018	WS	F	INIT	FD	Inorganic	SW-846:6010C	Barium	Ba	Y	75.6	—	—	1	µg/L	Y	—	NQ	N3B-2019-100	CAWR-19-162019	GELC
Rio Grande at Otowi Bridge	10/10/2018	WS	UF	INIT	REG	Inorganic	SW-846:6010C	Barium	Ba	Y	102	—	—	1	µg/L	Y	—	NQ	N3B-2019-100	CAWR-19-162018	GELC
Rio Grande at Otowi Bridge	10/10/2018	WS	UF	INIT	FD	Inorganic	SW-846:6010C	Barium	Ba	Y	118	—	—	1	µg/L	Y	—	NQ	N3B-2019-100	CAWR-19-162020	GELC
Rio Grande at Otowi Bridge	10/04/2017	WS	UF	INIT	REG	Inorganic	SW-846:6010C	Barium	Ba	Y	203	—	—	1	µg/L	Y	—	NQ	2018-195	CAWR-18-147340	GELC
Rio Grande at Otowi Bridge	10/04/2017	WS	UF	INIT	FD	Inorganic	SW-846:6010C	Barium	Ba	Y	184	—	—	1	µg/L	Y	—	NQ	2018-195	CAWR-18-147390	GELC
Rio Grande at Otowi Bridge	10/04/2017	WS	F	INIT	REG	Inorganic	SW-846:6010C	Barium	Ba	Y	65.7	—	—	1	µg/L	Y	—	NQ	2018-195	CAWR-18-147339	GELC
Rio Grande at Otowi Bridge	10/04/2017	WS	F	INIT	FD	Inorganic	SW-846:6010C	Barium	Ba	Y	66.2	—	—	1	µg/L	Y	—	NQ	2018-195	CAWR-18-147388	GELC
Rio Grande at Otowi Bridge	10/19/2016	WS	F	INIT	REG	Inorganic	SW-846:6010C	Barium	Ba	Y	77.4	—	—	1	µg/L	Y	—	NQ	2017-176	CAWR-16-126347	GELC
Rio Grande at Otowi Bridge	10/19/2016	WS	UF	INIT	REG	Inorganic	SW-846:6010C	Barium	Ba	Y	90.4	—	—	1	µg/L	Y	—	NQ	2017-176	CAWR-16-126321	GELC
Rio Grande at Otowi Bridge	04/14/2021	WS	F	INIT	REG	Inorganic	SW-846:6010C	Boron	B	Y	27.2	—	—	15	µg/L	Y	J	J	N3B-2021-1308	CAWR-21-221791	GELC
Rio Grande at Otowi Bridge	04/14/2021	WS	UF	INIT	REG	Inorganic	SW-846:6010C	Boron	B	Y	28.2	—	—	15	µg/L	Y	J	J	N3B-2021-1308	CAWR-21-221792	GELC
Rio Grande at Otowi Bridge	10/01/2020	WS	UF	INIT	REG	Inorganic	SW-846:6010C	Boron	B	Y	33.5	—	—	15	µg/L	Y	J	J	N3B-2021-13	CAWR-21-208738	GELC
Rio Grande at Otowi Bridge	10/01/2020	WS	F	INIT	REG	Inorganic	SW-846:6010C	Boron	B	Y	31.6	—	—	15	µg/L	Y	J	J	N3B-2021-13	CAWR-21-208737	GELC
Rio Grande at Otowi Bridge	09/03/2020	WS	F	INIT	REG	Inorganic	SW-846:6010C	Boron	B	Y	30.1	—	—	15	µg/L	Y	J	J	N3B-2020-1702	CAWR-20-206474	GELC
Rio Grande at Otowi Bridge	09/03/2020	WS	UF	INIT	REG	Inorganic	SW-846:6010C	Boron	B	Y	30	—	—	15	µg/L	Y	J	J	N3B-2020-1702	CAWR-20-206475	GELC
Rio Grande at Otowi Bridge	10/07/2019	WS	UF	INIT	REG	Inorganic	SW-846:6010C	Boron	B	Y	28.4	—	—	15	µg/L	Y	J	J	N3B-2020-47	CAWR-20-186470	GELC
Rio Grande at Otowi Bridge	10/07/2019	WS	F	INIT	REG	Inorganic	SW-846:6010C	Boron	B	Y	27.1	—	—	15	µg/L	Y	J	J	N3B-2020-47	CAWR-20-186469	GELC
Rio Grande at Otowi Bridge	10/10/2018	WS	F	INIT	REG	Inorganic	SW-846:6010C	Boron	B	Y	32	—	—	15	µg/L	Y	J	J	N3B-2019-100	CAWR-19-162017	GELC
Rio Grande at Otowi Bridge	10/10/2018	WS	F	INIT	FD	Inorganic	SW-846:6010C	Boron	B	Y	32.7	—	—	15	µg/L	Y	J	J	N3B-2019-100	CAWR-19-162019	GELC

Table C-2 Analytical Detections from the Periodic Monitoring Events Reported in this Periodic Monitoring Report Plus Results from the Four Previous Monitoring Events if Available

Location ID	Sample Date	Sample Type	Field Preparation Code	Analysis Type Code	Sample Purpose	Method Category	Lab Method	Parameter Name	Parameter Code	Detected	Report Result	Lab Uncertainty	Report MDA	Report MDL	Report Unit	Best Value	Lab Qualifier	Validation Qualifier	COC #	Field Sample ID	Lab ID
Rio Grande at Otowi Bridge	10/10/2018	WS	UF	INIT	REG	Inorganic	SW-846:6010C	Boron	B	N	15	—	—	15	µg/L	Y	U	U	N3B-2019-100	CAWR-19-162018	GELC
Rio Grande at Otowi Bridge	10/10/2018	WS	UF	INIT	FD	Inorganic	SW-846:6010C	Boron	B	Y	32.5	—	—	15	µg/L	Y	J	J	N3B-2019-100	CAWR-19-162020	GELC
Rio Grande at Otowi Bridge	10/04/2017	WS	UF	INIT	REG	Inorganic	SW-846:6010C	Boron	B	Y	28.7	—	—	15	µg/L	Y	J	J	2018-195	CAWR-18-147340	GELC
Rio Grande at Otowi Bridge	10/04/2017	WS	UF	INIT	FD	Inorganic	SW-846:6010C	Boron	B	Y	27.7	—	—	15	µg/L	Y	J	J	2018-195	CAWR-18-147390	GELC
Rio Grande at Otowi Bridge	10/04/2017	WS	F	INIT	REG	Inorganic	SW-846:6010C	Boron	B	Y	23.5	—	—	15	µg/L	Y	J	J	2018-195	CAWR-18-147339	GELC
Rio Grande at Otowi Bridge	10/04/2017	WS	F	INIT	FD	Inorganic	SW-846:6010C	Boron	B	Y	23.8	—	—	15	µg/L	Y	J	J	2018-195	CAWR-18-147388	GELC
Rio Grande at Otowi Bridge	10/19/2016	WS	F	INIT	REG	Inorganic	SW-846:6010C	Boron	B	Y	39.7	—	—	15	µg/L	Y	J	J	2017-176	CAWR-16-126347	GELC
Rio Grande at Otowi Bridge	10/19/2016	WS	UF	INIT	REG	Inorganic	SW-846:6010C	Boron	B	Y	40.2	—	—	15	µg/L	Y	J	J	2017-176	CAWR-16-126321	GELC
Rio Grande at Otowi Bridge	04/14/2021	WS	F	INIT	REG	Inorganic	SW-846:6010C	Calcium	Ca	Y	36.8	—	—	0.05	mg/L	Y	—	NQ	N3B-2021-1308	CAWR-21-221791	GELC
Rio Grande at Otowi Bridge	04/14/2021	WS	UF	INIT	REG	Inorganic	SW-846:6010C	Calcium	Ca	Y	45.5	—	—	0.05	mg/L	Y	—	NQ	N3B-2021-1308	CAWR-21-221792	GELC
Rio Grande at Otowi Bridge	10/01/2020	WS	UF	INIT	REG	Inorganic	SW-846:6010C	Calcium	Ca	Y	40	—	—	0.05	mg/L	Y	—	NQ	N3B-2021-13	CAWR-21-208738	GELC
Rio Grande at Otowi Bridge	10/01/2020	WS	F	INIT	REG	Inorganic	SW-846:6010C	Calcium	Ca	Y	36.4	—	—	0.05	mg/L	Y	—	NQ	N3B-2021-13	CAWR-21-208737	GELC
Rio Grande at Otowi Bridge	09/03/2020	WS	F	INIT	REG	Inorganic	SW-846:6010C	Calcium	Ca	Y	37.5	—	—	0.05	mg/L	Y	—	NQ	N3B-2020-1702	CAWR-20-206474	GELC
Rio Grande at Otowi Bridge	09/03/2020	WS	UF	INIT	REG	Inorganic	SW-846:6010C	Calcium	Ca	Y	38.2	—	—	0.05	mg/L	Y	—	NQ	N3B-2020-1702	CAWR-20-206475	GELC
Rio Grande at Otowi Bridge	10/07/2019	WS	UF	INIT	REG	Inorganic	SW-846:6010C	Calcium	Ca	Y	35.8	—	—	0.05	mg/L	Y	—	NQ	N3B-2020-47	CAWR-20-186470	GELC
Rio Grande at Otowi Bridge	10/07/2019	WS	F	INIT	REG	Inorganic	SW-846:6010C	Calcium	Ca	Y	34.6	—	—	0.05	mg/L	Y	—	NQ	N3B-2020-47	CAWR-20-186469	GELC
Rio Grande at Otowi Bridge	10/10/2018	WS	F	INIT	REG	Inorganic	SW-846:6010C	Calcium	Ca	Y	38.5	—	—	0.05	mg/L	Y	—	NQ	N3B-2019-100	CAWR-19-162017	GELC
Rio Grande at Otowi Bridge	10/10/2018	WS	F	INIT	FD	Inorganic	SW-846:6010C	Calcium	Ca	Y	38.9	—	—	0.05	mg/L	Y	—	NQ	N3B-2019-100	CAWR-19-162019	GELC
Rio Grande at Otowi Bridge	10/10/2018	WS	UF	INIT	REG	Inorganic	SW-846:6010C	Calcium	Ca	Y	9.5	—	—	0.05	mg/L	Y	—	NQ	N3B-2019-100	CAWR-19-162018	GELC
Rio Grande at Otowi Bridge	10/10/2018	WS	UF	INIT	FD	Inorganic	SW-846:6010C	Calcium	Ca	Y	39.1	—	—	0.05	mg/L	Y	—	NQ	N3B-2019-100	CAWR-19-162020	GELC
Rio Grande at Otowi Bridge	10/04/2017	WS	UF	INIT	REG	Inorganic	SW-846:6010C	Calcium	Ca	Y	46.4	—	—	0.05	mg/L	Y	—	NQ	2018-195	CAWR-18-147340	GELC
Rio Grande at Otowi Bridge	10/04/2017	WS	UF	INIT	FD	Inorganic	SW-846:6010C	Calcium	Ca	Y	41.6	—	—	0.05	mg/L	Y	—	NQ	2018-195	CAWR-18-147390	GELC
Rio Grande at Otowi Bridge	10/04/2017	WS	F	INIT	REG	Inorganic	SW-846:6010C	Calcium	Ca	Y	32.4	—	—	0.05	mg/L	Y	—	NQ	2018-195	CAWR-18-147339	GELC
Rio Grande at Otowi Bridge	10/04/2017	WS	F	INIT	FD	Inorganic	SW-846:6010C	Calcium	Ca	Y	32.4	—	—	0.05	mg/L	Y	—	NQ	2018-195	CAWR-18-147388	GELC
Rio Grande at Otowi Bridge	10/19/2016	WS	F	INIT	REG	Inorganic	SW-846:6010C	Calcium	Ca	Y	40.9	—	—	0.05	mg/L	Y	—	NQ	2017-176	CAWR-16-126347	GELC
Rio Grande at Otowi Bridge	10/19/2016	WS	UF	INIT	REG	Inorganic	SW-846:6010C	Calcium	Ca	Y	41.8	—	—	0.05	mg/L	Y	—	NQ	2017-176	CAWR-16-126321	GELC
Rio Grande at Otowi Bridge	10/01/2020	WS	UF	INIT	REG	RAD	EPA:901.1	Cesium-137	Cs-137	N	-1.33	1.27	4.36	—	pCi/L	Y	U	U	N3B-2021-13	CAWR-21-208738	GELC
Rio Grande at Otowi Bridge	10/07/2019	WS	UF	INIT	REG	RAD	EPA:901.1	Cesium-137	Cs-137	N	-0.0567	0.814	3.15	—	pCi/L	Y	U	U	N3B-2020-47	CAWR-20-186470	GELC

Table C-2 Analytical Detections from the Periodic Monitoring Events Reported in this Periodic Monitoring Report Plus Results from the Four Previous Monitoring Events if Available

Location ID	Sample Date	Sample Type	Field Preparation Code	Analysis Type Code	Sample Purpose	Method Category	Lab Method	Parameter Name	Parameter Code	Detected	Report Result	Lab Uncertainty	Report MDA	Report MDL	Report Unit	Best Value	Lab Qualifier	Validation Qualifier	COC #	Field Sample ID	Lab ID
Rio Grande at Otowi Bridge	10/10/2018	WS	UF	INIT	REG	RAD	EPA:901.1	Cesium-137	Cs-137	N	0.452	0.949	3.64	—	pCi/L	Y	U	U	N3B-2019-100	CAWR-19-162018	GELC
Rio Grande at Otowi Bridge	10/10/2018	WS	UF	INIT	FD	RAD	EPA:901.1	Cesium-137	Cs-137	N	1.35	1	3.88	—	pCi/L	Y	U	U	N3B-2019-100	CAWR-19-162020	GELC
Rio Grande at Otowi Bridge	10/04/2017	WS	UF	INIT	REG	RAD	EPA:901.1	Cesium-137	Cs-137	N	0.844	1.77	5.99	—	pCi/L	Y	U	U	2018-195	CAWR-18-147340	GELC
Rio Grande at Otowi Bridge	10/04/2017	WS	UF	INIT	FD	RAD	EPA:901.1	Cesium-137	Cs-137	N	1.02	1.16	4.71	—	pCi/L	Y	U	U	2018-195	CAWR-18-147390	GELC
Rio Grande at Otowi Bridge	10/19/2016	WS	UF	INIT	REG	RAD	EPA:901.1	Cesium-137	Cs-137	N	-0.156	0.94	3.51	—	pCi/L	Y	U	U	2017-176	CAWR-16-126321	GELC
Rio Grande at Otowi Bridge	04/14/2021	WS	F	INIT	REG	General Chemistry	EPA:300.0	Chloride	Cl(-1)	Y	4.88	—	—	0.067	mg/L	Y	—	NQ	N3B-2021-1308	CAWR-21-221791	GELC
Rio Grande at Otowi Bridge	10/01/2020	WS	F	INIT	REG	General Chemistry	EPA:300.0	Chloride	Cl(-1)	Y	4.53	—	—	0.067	mg/L	Y	—	NQ	N3B-2021-13	CAWR-21-208737	GELC
Rio Grande at Otowi Bridge	09/03/2020	WS	F	INIT	REG	General Chemistry	EPA:300.0	Chloride	Cl(-1)	Y	3.68	—	—	0.067	mg/L	Y	—	NQ	N3B-2020-1702	CAWR-20-206474	GELC
Rio Grande at Otowi Bridge	10/07/2019	WS	F	INIT	REG	General Chemistry	EPA:300.0	Chloride	Cl(-1)	Y	5.24	—	—	0.067	mg/L	Y	—	NQ	N3B-2020-47	CAWR-20-186469	GELC
Rio Grande at Otowi Bridge	10/10/2018	WS	F	INIT	REG	General Chemistry	EPA:300.0	Chloride	Cl(-1)	Y	5.19	—	—	0.067	mg/L	Y	—	NQ	N3B-2019-100	CAWR-19-162017	GELC
Rio Grande at Otowi Bridge	10/10/2018	WS	F	INIT	FD	General Chemistry	EPA:300.0	Chloride	Cl(-1)	Y	5.14	—	—	0.067	mg/L	Y	—	NQ	N3B-2019-100	CAWR-19-162019	GELC
Rio Grande at Otowi Bridge	10/04/2017	WS	F	INIT	REG	General Chemistry	EPA:300.0	Chloride	Cl(-1)	Y	4.12	—	—	0.067	mg/L	Y	—	NQ	2018-195	CAWR-18-147339	GELC
Rio Grande at Otowi Bridge	10/04/2017	WS	F	INIT	FD	General Chemistry	EPA:300.0	Chloride	Cl(-1)	Y	4.15	—	—	0.067	mg/L	Y	—	NQ	2018-195	CAWR-18-147388	GELC
Rio Grande at Otowi Bridge	10/19/2016	WS	F	INIT	REG	General Chemistry	EPA:300.0	Chloride	Cl(-1)	Y	7.16	—	—	0.067	mg/L	Y	—	NQ	2017-176	CAWR-16-126347	GELC
Rio Grande at Otowi Bridge	04/14/2021	WS	UF	INIT	REG	Inorganic	SW-846:6020B	Chromium	Cr	Y	6.37	—	—	3	µg/L	Y	J	J	N3B-2021-1308	CAWR-21-221792	GELC
Rio Grande at Otowi Bridge	09/03/2020	WS	UF	INIT	REG	Inorganic	SW-846:6020B	Chromium	Cr	Y	3.58	—	—	3	µg/L	Y	J	J	N3B-2020-1702	CAWR-20-206475	GELC
Rio Grande at Otowi Bridge	10/07/2019	WS	UF	INIT	REG	Inorganic	SW-846:6020B	Chromium	Cr	N	3	—	—	3	µg/L	Y	U	U	N3B-2020-47	CAWR-20-186470	GELC
Rio Grande at Otowi Bridge	10/10/2018	WS	UF	INIT	REG	Inorganic	SW-846:6020	Chromium	Cr	Y	3.24	—	—	3	µg/L	Y	J	J	N3B-2019-100	CAWR-19-162018	GELC
Rio Grande at Otowi Bridge	10/10/2018	WS	UF	INIT	FD	Inorganic	SW-846:6020	Chromium	Cr	Y	3.46	—	—	3	µg/L	Y	J	J	N3B-2019-100	CAWR-19-162020	GELC
Rio Grande at Otowi Bridge	10/04/2017	WS	UF	INIT	REG	Inorganic	SW-846:6020	Chromium	Cr	Y	5.81	—	—	3	µg/L	Y	J	J	2018-195	CAWR-18-147340	GELC
Rio Grande at Otowi Bridge	10/04/2017	WS	UF	INIT	FD	Inorganic	SW-846:6020	Chromium	Cr	Y	5.62	—	—	3	µg/L	Y	J	J	2018-195	CAWR-18-147390	GELC
Rio Grande at Otowi Bridge	10/19/2016	WS	UF	INIT	REG	Inorganic	SW-846:6020	Chromium	Cr	N	10	—	—	3	µg/L	Y	U	U	2017-176	CAWR-16-126321	GELC
Rio Grande at Otowi Bridge	04/14/2021	WS	UF	INIT	REG	Inorganic	SW-846:6010C	Cobalt	Co	Y	1.73	—	—	1	µg/L	Y	J	J	N3B-2021-1308	CAWR-21-221792	GELC
Rio Grande at Otowi Bridge	10/01/2020	WS	UF	INIT	REG	Inorganic	SW-846:6010C	Cobalt	Co	N	1	—	—	1	µg/L	Y	U	U	N3B-2021-13	CAWR-21-208738	GELC
Rio Grande at Otowi Bridge	09/03/2020	WS	UF	INIT	REG	Inorganic	SW-846:6010C	Cobalt	Co	N	1	—	—	1	µg/L	Y	U	U	N3B-2020-1702	CAWR-20-206475	GELC
Rio Grande at Otowi Bridge	10/07/2019	WS	UF	INIT	REG	Inorganic	SW-846:6010C	Cobalt	Co	N	1	—	—	1	µg/L	Y	U	U	N3B-2020-47	CAWR-20-186470	GELC
Rio Grande at Otowi Bridge	10/10/2018	WS	UF	INIT	REG	Inorganic	SW-846:6010C	Cobalt	Co	Y	4.26	—	—	1	µg/L	Y	J	J	N3B-2019-100	CAWR-19-162018	GELC
Rio Grande at Otowi Bridge	10/10/2018	WS	UF	INIT	FD	Inorganic	SW-846:6010C	Cobalt	Co	N	1	—	—	1	µg/L	Y	U	U	N3B-2019-100	CAWR-19-162020	GELC

Table C-2 Analytical Detections from the Periodic Monitoring Events Reported in this Periodic Monitoring Report Plus Results from the Four Previous Monitoring Events if Available

Location ID	Sample Date	Sample Type	Field Preparation Code	Analysis Type Code	Sample Purpose	Method Category	Lab Method	Parameter Name	Parameter Code	Detected	Report Result	Lab Uncertainty	Report MDA	Report MDL	Report Unit	Best Value	Lab Qualifier	Validation Qualifier	COC #	Field Sample ID	Lab ID
Rio Grande at Otowi Bridge	10/01/2020	WS	UF	INIT	REG	RAD	EPA:901.1	Cobalt-60	Co-60	N	0.886	1.37	5.73	—	pCi/L	Y	U	U	N3B-2021-13	CAWR-21-208738	GELC
Rio Grande at Otowi Bridge	10/07/2019	WS	UF	INIT	REG	RAD	EPA:901.1	Cobalt-60	Co-60	N	0.122	0.811	3.5	—	pCi/L	Y	U	U	N3B-2020-47	CAWR-20-186470	GELC
Rio Grande at Otowi Bridge	10/10/2018	WS	UF	INIT	REG	RAD	EPA:901.1	Cobalt-60	Co-60	N	2.58	1.13	4.26	—	pCi/L	Y	U	U	N3B-2019-100	CAWR-19-162018	GELC
Rio Grande at Otowi Bridge	10/10/2018	WS	UF	INIT	FD	RAD	EPA:901.1	Cobalt-60	Co-60	N	0.739	1.04	4.19	—	pCi/L	Y	U	U	N3B-2019-100	CAWR-19-162020	GELC
Rio Grande at Otowi Bridge	10/04/2017	WS	UF	INIT	REG	RAD	EPA:901.1	Cobalt-60	Co-60	N	1.21	1.59	6.88	—	pCi/L	Y	U	U	2018-195	CAWR-18-147340	GELC
Rio Grande at Otowi Bridge	10/04/2017	WS	UF	INIT	FD	RAD	EPA:901.1	Cobalt-60	Co-60	N	0.445	1.33	5.56	—	pCi/L	Y	U	U	2018-195	CAWR-18-147390	GELC
Rio Grande at Otowi Bridge	10/19/2016	WS	UF	INIT	REG	RAD	EPA:901.1	Cobalt-60	Co-60	N	0.402	1.17	4.45	—	pCi/L	Y	U	U	2017-176	CAWR-16-126321	GELC
Rio Grande at Otowi Bridge	04/14/2021	WS	UF	INIT	REG	Inorganic	SW-846:6010C	Copper	Cu	Y	4.69	—	—	3	µg/L	Y	J	J	N3B-2021-1308	CAWR-21-221792	GELC
Rio Grande at Otowi Bridge	09/03/2020	WS	UF	INIT	REG	Inorganic	SW-846:6010C	Copper	Cu	Y	4.18	—	—	3	µg/L	Y	J	J	N3B-2020-1702	CAWR-20-206475	GELC
Rio Grande at Otowi Bridge	10/07/2019	WS	UF	INIT	REG	Inorganic	SW-846:6010C	Copper	Cu	N	3	—	—	3	µg/L	Y	U	U	N3B-2020-47	CAWR-20-186470	GELC
Rio Grande at Otowi Bridge	10/10/2018	WS	UF	INIT	REG	Inorganic	SW-846:6010C	Copper	Cu	Y	10.1	—	—	3	µg/L	Y	—	NQ	N3B-2019-100	CAWR-19-162018	GELC
Rio Grande at Otowi Bridge	10/10/2018	WS	UF	INIT	FD	Inorganic	SW-846:6010C	Copper	Cu	Y	10.7	—	—	3	µg/L	Y	—	NQ	N3B-2019-100	CAWR-19-162020	GELC
Rio Grande at Otowi Bridge	10/04/2017	WS	UF	INIT	REG	Inorganic	SW-846:6010C	Copper	Cu	Y	8.99	—	—	3	µg/L	Y	J	J	2018-195	CAWR-18-147340	GELC
Rio Grande at Otowi Bridge	10/04/2017	WS	UF	INIT	FD	Inorganic	SW-846:6010C	Copper	Cu	Y	7.81	—	—	3	µg/L	Y	J	J	2018-195	CAWR-18-147390	GELC
Rio Grande at Otowi Bridge	10/19/2016	WS	UF	INIT	REG	Inorganic	SW-846:6010C	Copper	Cu	N	10	—	—	3	µg/L	Y	U	U	2017-176	CAWR-16-126321	GELC
Rio Grande at Otowi Bridge	04/14/2021	WS	F	INIT	REG	General Chemistry	EPA:300.0	Fluoride	F(-1)	Y	0.245	—	—	0.033	mg/L	Y	—	NQ	N3B-2021-1308	CAWR-21-221791	GELC
Rio Grande at Otowi Bridge	10/01/2020	WS	F	INIT	REG	General Chemistry	EPA:300.0	Fluoride	F(-1)	Y	0.317	—	—	0.033	mg/L	Y	—	NQ	N3B-2021-13	CAWR-21-208737	GELC
Rio Grande at Otowi Bridge	09/03/2020	WS	F	INIT	REG	General Chemistry	EPA:300.0	Fluoride	F(-1)	Y	0.269	—	—	0.033	mg/L	Y	—	NQ	N3B-2020-1702	CAWR-20-206474	GELC
Rio Grande at Otowi Bridge	10/07/2019	WS	F	INIT	REG	General Chemistry	EPA:300.0	Fluoride	F(-1)	Y	0.375	—	—	0.033	mg/L	Y	—	NQ	N3B-2020-47	CAWR-20-186469	GELC
Rio Grande at Otowi Bridge	10/10/2018	WS	F	INIT	REG	General Chemistry	EPA:300.0	Fluoride	F(-1)	Y	0.356	—	—	0.033	mg/L	Y	—	NQ	N3B-2019-100	CAWR-19-162017	GELC
Rio Grande at Otowi Bridge	10/10/2018	WS	F	INIT	FD	General Chemistry	EPA:300.0	Fluoride	F(-1)	Y	0.345	—	—	0.033	mg/L	Y	—	NQ	N3B-2019-100	CAWR-19-162019	GELC
Rio Grande at Otowi Bridge	10/04/2017	WS	F	INIT	REG	General Chemistry	EPA:300.0	Fluoride	F(-1)	Y	0.245	—	—	0.033	mg/L	Y	—	NQ	2018-195	CAWR-18-147339	GELC
Rio Grande at Otowi Bridge	10/04/2017	WS	F	INIT	FD	General Chemistry	EPA:300.0	Fluoride	F(-1)	Y	0.245	—	—	0.033	mg/L	Y	—	NQ	2018-195	CAWR-18-147388	GELC
Rio Grande at Otowi Bridge	10/19/2016	WS	F	INIT	REG	General Chemistry	EPA:300.0	Fluoride	F(-1)	Y	0.384	—	—	0.033	mg/L	Y	—	NQ	2017-176	CAWR-16-126347	GELC
Rio Grande at Otowi Bridge	10/01/2020	WS	UF	INIT	REG	RAD	EPA:900	Gross alpha	GROSSA	Y	3.99	1.16	2.84	—	pCi/L	Y	—	NQ	N3B-2021-13	CAWR-21-208738	GELC
Rio Grande at Otowi Bridge	10/07/2019	WS	UF	INIT	REG	RAD	EPA:900	Gross alpha	GROSSA	Y	7.24	1.5	2.95	—	pCi/L	Y	—	NQ	N3B-2020-47	CAWR-20-186470	GELC
Rio Grande at Otowi Bridge	10/10/2018	WS	UF	INIT	REG	RAD	EPA:900	Gross alpha	GROSSA	Y	5.74	1.33	2.62	—	pCi/L	Y	—	NQ	N3B-2019-100	CAWR-19-162018	GELC
Rio Grande at Otowi Bridge	10/10/2018	WS	UF	INIT	FD	RAD	EPA:900	Gross alpha	GROSSA	Y	6.75	1.43	2.79	—	pCi/L	Y	—	NQ	N3B-2019-100	CAWR-19-162020	GELC

Table C-2 Analytical Detections from the Periodic Monitoring Events Reported in this Periodic Monitoring Report Plus Results from the Four Previous Monitoring Events if Available

Location ID	Sample Date	Sample Type	Field Preparation Code	Analysis Type Code	Sample Purpose	Method Category	Lab Method	Parameter Name	Parameter Code	Detected	Report Result	Lab Uncertainty	Report MDA	Report MDL	Report Unit	Best Value	Lab Qualifier	Validation Qualifier	COC #	Field Sample ID	Lab ID
Rio Grande at Otowi Bridge	10/04/2017	WS	UF	INIT	REG	RAD	EPA:900	Gross alpha	GROSSA	Y	8.83	1.56	2.98	—	pCi/L	Y	—	NQ	2018-195	CAWR-18-147340	GELC
Rio Grande at Otowi Bridge	10/04/2017	WS	UF	INIT	FD	RAD	EPA:900	Gross alpha	GROSSA	Y	7.33	1.31	2.92	—	pCi/L	Y	—	NQ	2018-195	CAWR-18-147390	GELC
Rio Grande at Otowi Bridge	10/19/2016	WS	UF	INIT	REG	RAD	EPA:900	Gross alpha	GROSSA	Y	6.22	1.51	2.94	—	pCi/L	Y	—	NQ	2017-176	CAWR-16-126321	GELC
Rio Grande at Otowi Bridge	10/01/2020	WS	UF	INIT	REG	RAD	EPA:900	Gross beta	GROSSB	Y	3.57	0.938	2.81	—	pCi/L	Y	—	NQ	N3B-2021-13	CAWR-21-208738	GELC
Rio Grande at Otowi Bridge	10/07/2019	WS	UF	INIT	REG	RAD	EPA:900	Gross beta	GROSSB	Y	8.25	1.18	2.86	—	pCi/L	Y	—	NQ	N3B-2020-47	CAWR-20-186470	GELC
Rio Grande at Otowi Bridge	10/10/2018	WS	UF	INIT	REG	RAD	EPA:900	Gross beta	GROSSB	Y	9.36	1.16	2.14	—	pCi/L	Y	—	NQ	N3B-2019-100	CAWR-19-162018	GELC
Rio Grande at Otowi Bridge	10/10/2018	WS	UF	INIT	FD	RAD	EPA:900	Gross beta	GROSSB	Y	12.2	1.28	2.03	—	pCi/L	Y	—	NQ	N3B-2019-100	CAWR-19-162020	GELC
Rio Grande at Otowi Bridge	10/04/2017	WS	UF	INIT	REG	RAD	EPA:900	Gross beta	GROSSB	Y	15.1	0.587	1.32	—	pCi/L	Y	—	NQ	2018-195	CAWR-18-147340	GELC
Rio Grande at Otowi Bridge	10/04/2017	WS	UF	INIT	FD	RAD	EPA:900	Gross beta	GROSSB	Y	10.1	0.598	1.6	—	pCi/L	Y	—	NQ	2018-195	CAWR-18-147390	GELC
Rio Grande at Otowi Bridge	10/19/2016	WS	UF	INIT	REG	RAD	EPA:900	Gross beta	GROSSB	Y	4.12	0.668	1.94	—	pCi/L	Y	—	NQ	2017-176	CAWR-16-126321	GELC
Rio Grande at Otowi Bridge	04/14/2021	WS	F	INIT	REG	Inorganic	SM:A2340B	Hardness	Hardness	Y	125	—	—	0.453	mg/L	Y	—	NQ	N3B-2021-1308	CAWR-21-221791	GELC
Rio Grande at Otowi Bridge	04/14/2021	WS	UF	INIT	REG	Inorganic	SM:A2340B	Hardness	Hardness	Y	153	—	—	0.453	mg/L	Y	—	NQ	N3B-2021-1308	CAWR-21-221792	GELC
Rio Grande at Otowi Bridge	10/01/2020	WS	UF	INIT	REG	Inorganic	SM:A2340B	Hardness	Hardness	Y	131	—	—	0.453	mg/L	Y	—	NQ	N3B-2021-13	CAWR-21-208738	GELC
Rio Grande at Otowi Bridge	10/01/2020	WS	F	INIT	REG	Inorganic	SM:A2340B	Hardness	Hardness	Y	118	—	—	0.453	mg/L	Y	—	NQ	N3B-2021-13	CAWR-21-208737	GELC
Rio Grande at Otowi Bridge	09/03/2020	WS	F	INIT	REG	Inorganic	SM:A2340B	Hardness	Hardness	Y	121	—	—	0.453	mg/L	Y	—	NQ	N3B-2020-1702	CAWR-20-206474	GELC
Rio Grande at Otowi Bridge	09/03/2020	WS	UF	INIT	REG	Inorganic	SM:A2340B	Hardness	Hardness	Y	126	—	—	0.453	mg/L	Y	—	NQ	N3B-2020-1702	CAWR-20-206475	GELC
Rio Grande at Otowi Bridge	10/07/2019	WS	UF	INIT	REG	Inorganic	SM:A2340B	Hardness	Hardness	Y	117	—	—	0.453	mg/L	Y	—	NQ	N3B-2020-47	CAWR-20-186470	GELC
Rio Grande at Otowi Bridge	10/07/2019	WS	F	INIT	REG	Inorganic	SM:A2340B	Hardness	Hardness	Y	111	—	—	0.453	mg/L	Y	—	NQ	N3B-2020-47	CAWR-20-186469	GELC
Rio Grande at Otowi Bridge	10/10/2018	WS	F	INIT	REG	Inorganic	SM:A2340B	Hardness	Hardness	Y	127	—	—	0.453	mg/L	Y	—	NQ	N3B-2019-100	CAWR-19-162017	GELC
Rio Grande at Otowi Bridge	10/10/2018	WS	F	INIT	FD	Inorganic	SM:A2340B	Hardness	Hardness	Y	130	—	—	0.453	mg/L	Y	—	NQ	N3B-2019-100	CAWR-19-162019	GELC
Rio Grande at Otowi Bridge	10/10/2018	WS	UF	INIT	REG	Inorganic	SM:A2340B	Hardness	Hardness	Y	41.5	—	—	0.453	mg/L	Y	—	NQ	N3B-2019-100	CAWR-19-162018	GELC
Rio Grande at Otowi Bridge	10/10/2018	WS	UF	INIT	FD	Inorganic	SM:A2340B	Hardness	Hardness	Y	134	—	—	0.453	mg/L	Y	—	NQ	N3B-2019-100	CAWR-19-162020	GELC
Rio Grande at Otowi Bridge	10/04/2017	WS	UF	INIT	REG	Inorganic	SM:A2340B	Hardness	Hardness	Y	152	—	—	0.453	mg/L	Y	—	NQ	2018-195	CAWR-18-147340	GELC
Rio Grande at Otowi Bridge	10/04/2017	WS	UF	INIT	FD	Inorganic	SM:A2340B	Hardness	Hardness	Y	138	—	—	0.453	mg/L	Y	—	NQ	2018-195	CAWR-18-147390	GELC
Rio Grande at Otowi Bridge	10/04/2017	WS	F	INIT	REG	Inorganic	SM:A2340B	Hardness	Hardness	Y	103	—	—	0.453	mg/L	Y	—	NQ	2018-195	CAWR-18-147339	GELC
Rio Grande at Otowi Bridge	10/04/2017	WS	F	INIT	FD	Inorganic	SM:A2340B	Hardness	Hardness	Y	102	—	—	0.453	mg/L	Y	—	NQ	2018-195	CAWR-18-147388	GELC
Rio Grande at Otowi Bridge	10/19/2016	WS	F	INIT	REG	Inorganic	SM:A2340B	Hardness	Hardness	Y	133	—	—	0.453	mg/L	Y	—	NQ	2017-176	CAWR-16-126347	GELC
Rio Grande at Otowi Bridge	10/19/2016	WS	UF	INIT	REG	Inorganic	SM:A2340B	Hardness	Hardness	Y	137	—	—	0.453	mg/L	Y	—	NQ	2017-176	CAWR-16-126321	GELC

Table C-2 Analytical Detections from the Periodic Monitoring Events Reported in this Periodic Monitoring Report Plus Results from the Four Previous Monitoring Events if Available

Location ID	Sample Date	Sample Type	Field Preparation Code	Analysis Type Code	Sample Purpose	Method Category	Lab Method	Parameter Name	Parameter Code	Detected	Report Result	Lab Uncertainty	Report MDA	Report MDL	Report Unit	Best Value	Lab Qualifier	Validation Qualifier	COC #	Field Sample ID	Lab ID
Rio Grande at Otowi Bridge	04/14/2021	WS	F	INIT	REG	Inorganic	SW-846:6010C	Iron	Fe	Y	52.6	—	—	30	µg/L	Y	J	J	N3B-2021-1308	CAWR-21-221791	GELC
Rio Grande at Otowi Bridge	04/14/2021	WS	UF	INIT	REG	Inorganic	SW-846:6010C	Iron	Fe	Y	4890	—	—	30	µg/L	Y	—	NQ	N3B-2021-1308	CAWR-21-221792	GELC
Rio Grande at Otowi Bridge	10/01/2020	WS	UF	INIT	REG	Inorganic	SW-846:6010C	Iron	Fe	Y	545	—	—	30	µg/L	Y	—	NQ	N3B-2021-13	CAWR-21-208738	GELC
Rio Grande at Otowi Bridge	10/01/2020	WS	F	INIT	REG	Inorganic	SW-846:6010C	Iron	Fe	N	30	—	—	30	µg/L	Y	U	U	N3B-2021-13	CAWR-21-208737	GELC
Rio Grande at Otowi Bridge	09/03/2020	WS	F	INIT	REG	Inorganic	SW-846:6010C	Iron	Fe	N	30	—	—	30	µg/L	Y	U	U	N3B-2020-1702	CAWR-20-206474	GELC
Rio Grande at Otowi Bridge	09/03/2020	WS	UF	INIT	REG	Inorganic	SW-846:6010C	Iron	Fe	Y	2930	—	—	30	µg/L	Y	—	NQ	N3B-2020-1702	CAWR-20-206475	GELC
Rio Grande at Otowi Bridge	10/07/2019	WS	UF	INIT	REG	Inorganic	SW-846:6010C	Iron	Fe	Y	1850	—	—	30	µg/L	Y	—	NQ	N3B-2020-47	CAWR-20-186470	GELC
Rio Grande at Otowi Bridge	10/07/2019	WS	F	INIT	REG	Inorganic	SW-846:6010C	Iron	Fe	N	30	—	—	30	µg/L	Y	U	U	N3B-2020-47	CAWR-20-186469	GELC
Rio Grande at Otowi Bridge	10/10/2018	WS	F	INIT	REG	Inorganic	SW-846:6010C	Iron	Fe	N	30	—	—	30	µg/L	Y	U	U	N3B-2019-100	CAWR-19-162017	GELC
Rio Grande at Otowi Bridge	10/10/2018	WS	F	INIT	FD	Inorganic	SW-846:6010C	Iron	Fe	N	30	—	—	30	µg/L	Y	U	U	N3B-2019-100	CAWR-19-162019	GELC
Rio Grande at Otowi Bridge	10/10/2018	WS	UF	INIT	REG	Inorganic	SW-846:6010C	Iron	Fe	Y	12100	—	—	30	µg/L	Y	—	NQ	N3B-2019-100	CAWR-19-162018	GELC
Rio Grande at Otowi Bridge	10/10/2018	WS	UF	INIT	FD	Inorganic	SW-846:6010C	Iron	Fe	Y	3270	—	—	30	µg/L	Y	—	NQ	N3B-2019-100	CAWR-19-162020	GELC
Rio Grande at Otowi Bridge	10/04/2017	WS	UF	INIT	REG	Inorganic	SW-846:6010C	Iron	Fe	Y	6230	—	—	30	µg/L	Y	—	NQ	2018-195	CAWR-18-147340	GELC
Rio Grande at Otowi Bridge	10/04/2017	WS	UF	INIT	FD	Inorganic	SW-846:6010C	Iron	Fe	Y	5740	—	—	30	µg/L	Y	—	NQ	2018-195	CAWR-18-147390	GELC
Rio Grande at Otowi Bridge	10/19/2016	WS	UF	INIT	REG	Inorganic	SW-846:6010C	Iron	Fe	Y	883	—	—	30	µg/L	Y	—	NQ	2017-176	CAWR-16-126321	GELC
Rio Grande at Otowi Bridge	04/14/2021	WS	UF	INIT	REG	Inorganic	SW-846:6020B	Lead	Pb	Y	4.49	—	—	0.5	µg/L	Y	—	NQ	N3B-2021-1308	CAWR-21-221792	GELC
Rio Grande at Otowi Bridge	09/03/2020	WS	UF	INIT	REG	Inorganic	SW-846:6020B	Lead	Pb	Y	2.11	—	—	0.5	µg/L	Y	—	NQ	N3B-2020-1702	CAWR-20-206475	GELC
Rio Grande at Otowi Bridge	10/07/2019	WS	UF	INIT	REG	Inorganic	SW-846:6020B	Lead	Pb	Y	1.39	—	—	0.5	µg/L	Y	J	J	N3B-2020-47	CAWR-20-186470	GELC
Rio Grande at Otowi Bridge	10/10/2018	WS	UF	INIT	REG	Inorganic	SW-846:6020	Lead	Pb	Y	2.2	—	—	0.5	µg/L	Y	—	NQ	N3B-2019-100	CAWR-19-162018	GELC
Rio Grande at Otowi Bridge	10/10/2018	WS	UF	INIT	FD	Inorganic	SW-846:6020	Lead	Pb	Y	2.13	—	—	0.5	µg/L	Y	—	NQ	N3B-2019-100	CAWR-19-162020	GELC
Rio Grande at Otowi Bridge	10/04/2017	WS	UF	INIT	REG	Inorganic	SW-846:6020	Lead	Pb	Y	5.96	—	—	0.5	µg/L	Y	—	NQ	2018-195	CAWR-18-147340	GELC
Rio Grande at Otowi Bridge	10/04/2017	WS	UF	INIT	FD	Inorganic	SW-846:6020	Lead	Pb	Y	5.51	—	—	0.5	µg/L	Y	—	NQ	2018-195	CAWR-18-147390	GELC
Rio Grande at Otowi Bridge	10/19/2016	WS	UF	INIT	REG	Inorganic	SW-846:6020	Lead	Pb	Y	0.7	—	—	0.5	µg/L	Y	J	J	2017-176	CAWR-16-126321	GELC
Rio Grande at Otowi Bridge	04/14/2021	WS	F	INIT	REG	Inorganic	SW-846:6010C	Magnesium	Mg	Y	7.98	—	—	0.11	mg/L	Y	—	NQ	N3B-2021-1308	CAWR-21-221791	GELC
Rio Grande at Otowi Bridge	04/14/2021	WS	UF	INIT	REG	Inorganic	SW-846:6010C	Magnesium	Mg	Y	9.62	—	—	0.11	mg/L	Y	—	NQ	N3B-2021-1308	CAWR-21-221792	GELC
Rio Grande at Otowi Bridge	10/01/2020	WS	UF	INIT	REG	Inorganic	SW-846:6010C	Magnesium	Mg	Y	7.51	—	—	0.11	mg/L	Y	—	NQ	N3B-2021-13	CAWR-21-208738	GELC
Rio Grande at Otowi Bridge	10/01/2020	WS	F	INIT	REG	Inorganic	SW-846:6010C	Magnesium	Mg	Y	6.68	—	—	0.11	mg/L	Y	—	NQ	N3B-2021-13	CAWR-21-208737	GELC
Rio Grande at Otowi Bridge	09/03/2020	WS	F	INIT	REG	Inorganic	SW-846:6010C	Magnesium	Mg	Y	6.65	—	—	0.11	mg/L	Y	—	NQ	N3B-2020-1702	CAWR-20-206474	GELC

Table C-2 Analytical Detections from the Periodic Monitoring Events Reported in this Periodic Monitoring Report Plus Results from the Four Previous Monitoring Events if Available

Location ID	Sample Date	Sample Type	Field Preparation Code	Analysis Type Code	Sample Purpose	Method Category	Lab Method	Parameter Name	Parameter Code	Detected	Report Result	Lab Uncertainty	Report MDA	Report MDL	Report Unit	Best Value	Lab Qualifier	Validation Qualifier	COC #	Field Sample ID	Lab ID
Rio Grande at Otowi Bridge	09/03/2020	WS	UF	INIT	REG	Inorganic	SW-846:6010C	Magnesium	Mg	Y	7.4	—	—	0.11	mg/L	Y	—	NQ	N3B-2020-1702	CAWR-20-206475	GELC
Rio Grande at Otowi Bridge	10/07/2019	WS	UF	INIT	REG	Inorganic	SW-846:6010C	Magnesium	Mg	Y	6.74	—	—	0.11	mg/L	Y	—	NQ	N3B-2020-47	CAWR-20-186470	GELC
Rio Grande at Otowi Bridge	10/07/2019	WS	F	INIT	REG	Inorganic	SW-846:6010C	Magnesium	Mg	Y	5.91	—	—	0.11	mg/L	Y	—	NQ	N3B-2020-47	CAWR-20-186469	GELC
Rio Grande at Otowi Bridge	10/10/2018	WS	F	INIT	REG	Inorganic	SW-846:6010C	Magnesium	Mg	Y	7.51	—	—	0.11	mg/L	Y	—	NQ	N3B-2019-100	CAWR-19-162017	GELC
Rio Grande at Otowi Bridge	10/10/2018	WS	F	INIT	FD	Inorganic	SW-846:6010C	Magnesium	Mg	Y	8.03	—	—	0.11	mg/L	Y	—	NQ	N3B-2019-100	CAWR-19-162019	GELC
Rio Grande at Otowi Bridge	10/10/2018	WS	UF	INIT	REG	Inorganic	SW-846:6010C	Magnesium	Mg	Y	4.32	—	—	0.11	mg/L	Y	—	NQ	N3B-2019-100	CAWR-19-162018	GELC
Rio Grande at Otowi Bridge	10/10/2018	WS	UF	INIT	FD	Inorganic	SW-846:6010C	Magnesium	Mg	Y	8.84	—	—	0.11	mg/L	Y	—	NQ	N3B-2019-100	CAWR-19-162020	GELC
Rio Grande at Otowi Bridge	10/04/2017	WS	UF	INIT	REG	Inorganic	SW-846:6010C	Magnesium	Mg	Y	8.68	—	—	0.11	mg/L	Y	—	NQ	2018-195	CAWR-18-147340	GELC
Rio Grande at Otowi Bridge	10/04/2017	WS	UF	INIT	FD	Inorganic	SW-846:6010C	Magnesium	Mg	Y	8.38	—	—	0.11	mg/L	Y	—	NQ	2018-195	CAWR-18-147390	GELC
Rio Grande at Otowi Bridge	10/04/2017	WS	F	INIT	REG	Inorganic	SW-846:6010C	Magnesium	Mg	Y	5.42	—	—	0.11	mg/L	Y	—	NQ	2018-195	CAWR-18-147339	GELC
Rio Grande at Otowi Bridge	10/04/2017	WS	F	INIT	FD	Inorganic	SW-846:6010C	Magnesium	Mg	Y	5.2	—	—	0.11	mg/L	Y	—	NQ	2018-195	CAWR-18-147388	GELC
Rio Grande at Otowi Bridge	10/19/2016	WS	F	INIT	REG	Inorganic	SW-846:6010C	Magnesium	Mg	Y	7.44	—	—	0.11	mg/L	Y	—	NQ	2017-176	CAWR-16-126347	GELC
Rio Grande at Otowi Bridge	10/19/2016	WS	UF	INIT	REG	Inorganic	SW-846:6010C	Magnesium	Mg	Y	7.87	—	—	0.11	mg/L	Y	—	NQ	2017-176	CAWR-16-126321	GELC
Rio Grande at Otowi Bridge	04/14/2021	WS	F	INIT	REG	Inorganic	SW-846:6010C	Manganese	Mn	Y	25.9	—	—	2	µg/L	Y	—	NQ	N3B-2021-1308	CAWR-21-221791	GELC
Rio Grande at Otowi Bridge	04/14/2021	WS	UF	INIT	REG	Inorganic	SW-846:6010C	Manganese	Mn	Y	231	—	—	2	µg/L	Y	—	NQ	N3B-2021-1308	CAWR-21-221792	GELC
Rio Grande at Otowi Bridge	10/01/2020	WS	UF	INIT	REG	Inorganic	SW-846:6010C	Manganese	Mn	Y	26.5	—	—	2	µg/L	Y	—	NQ	N3B-2021-13	CAWR-21-208738	GELC
Rio Grande at Otowi Bridge	10/01/2020	WS	F	INIT	REG	Inorganic	SW-846:6010C	Manganese	Mn	Y	6.54	—	—	2	µg/L	Y	J	J	N3B-2021-13	CAWR-21-208737	GELC
Rio Grande at Otowi Bridge	09/03/2020	WS	F	INIT	REG	Inorganic	SW-846:6010C	Manganese	Mn	Y	3.13	—	—	2	µg/L	Y	J	J	N3B-2020-1702	CAWR-20-206474	GELC
Rio Grande at Otowi Bridge	09/03/2020	WS	UF	INIT	REG	Inorganic	SW-846:6010C	Manganese	Mn	Y	85.6	—	—	2	µg/L	Y	—	NQ	N3B-2020-1702	CAWR-20-206475	GELC
Rio Grande at Otowi Bridge	10/07/2019	WS	UF	INIT	REG	Inorganic	SW-846:6010C	Manganese	Mn	Y	75.3	—	—	2	µg/L	Y	—	NQ	N3B-2020-47	CAWR-20-186470	GELC
Rio Grande at Otowi Bridge	10/07/2019	WS	F	INIT	REG	Inorganic	SW-846:6010C	Manganese	Mn	Y	11.9	—	—	2	µg/L	Y	—	NQ	N3B-2020-47	CAWR-20-186469	GELC
Rio Grande at Otowi Bridge	10/10/2018	WS	F	INIT	REG	Inorganic	SW-846:6010C	Manganese	Mn	Y	4.76	—	—	2	µg/L	Y	J	J	N3B-2019-100	CAWR-19-162017	GELC
Rio Grande at Otowi Bridge	10/10/2018	WS	F	INIT	FD	Inorganic	SW-846:6010C	Manganese	Mn	Y	4.31	—	—	2	µg/L	Y	J	J	N3B-2019-100	CAWR-19-162019	GELC
Rio Grande at Otowi Bridge	10/10/2018	WS	UF	INIT	REG	Inorganic	SW-846:6010C	Manganese	Mn	Y	239	—	—	2	µg/L	Y	—	NQ	N3B-2019-100	CAWR-19-162018	GELC
Rio Grande at Otowi Bridge	10/10/2018	WS	UF	INIT	FD	Inorganic	SW-846:6010C	Manganese	Mn	Y	84.1	—	—	2	µg/L	Y	—	NQ	N3B-2019-100	CAWR-19-162020	GELC
Rio Grande at Otowi Bridge	10/04/2017	WS	UF	INIT	REG	Inorganic	SW-846:6010C	Manganese	Mn	Y	244	—	—	2	µg/L	Y	—	NQ	2018-195	CAWR-18-147340	GELC
Rio Grande at Otowi Bridge	10/04/2017	WS	UF	INIT	FD	Inorganic	SW-846:6010C	Manganese	Mn	Y	216	—	—	2	µg/L	Y	—	NQ	2018-195	CAWR-18-147390	GELC
Rio Grande at Otowi Bridge	10/04/2017	WS	F	INIT	REG	Inorganic	SW-846:6010C	Manganese	Mn	Y	5.74	—	—	2	µg/L	Y	J	J	2018-195	CAWR-18-147339	GELC

Table C-2 Analytical Detections from the Periodic Monitoring Events Reported in this Periodic Monitoring Report Plus Results from the Four Previous Monitoring Events if Available

Location ID	Sample Date	Sample Type	Field Preparation Code	Analysis Type Code	Sample Purpose	Method Category	Lab Method	Parameter Name	Parameter Code	Detected	Report Result	Lab Uncertainty	Report MDA	Report MDL	Report Unit	Best Value	Lab Qualifier	Validation Qualifier	COC #	Field Sample ID	Lab ID
Rio Grande at Otowi Bridge	10/04/2017	WS	F	INIT	FD	Inorganic	SW-846:6010C	Manganese	Mn	Y	5.57	—	—	2	µg/L	Y	J	J	2018-195	CAWR-18-147388	GELC
Rio Grande at Otowi Bridge	10/19/2016	WS	F	INIT	REG	Inorganic	SW-846:6010C	Manganese	Mn	Y	8.87	—	—	2	µg/L	Y	J	J	2017-176	CAWR-16-126347	GELC
Rio Grande at Otowi Bridge	10/19/2016	WS	UF	INIT	REG	Inorganic	SW-846:6010C	Manganese	Mn	Y	37.8	—	—	2	µg/L	Y	—	NQ	2017-176	CAWR-16-126321	GELC
Rio Grande at Otowi Bridge	04/14/2021	WS	F	INIT	REG	Inorganic	SW-846:6020B	Molybdenum	Mo	Y	3.2	—	—	0.2	µg/L	Y	—	NQ	N3B-2021-1308	CAWR-21-221791	GELC
Rio Grande at Otowi Bridge	04/14/2021	WS	UF	INIT	REG	Inorganic	SW-846:6020B	Molybdenum	Mo	Y	3.07	—	—	0.2	µg/L	Y	—	NQ	N3B-2021-1308	CAWR-21-221792	GELC
Rio Grande at Otowi Bridge	10/01/2020	WS	UF	INIT	REG	Inorganic	SW-846:6020B	Molybdenum	Mo	Y	5.47	—	—	0.2	µg/L	Y	—	NQ	N3B-2021-13	CAWR-21-208738	GELC
Rio Grande at Otowi Bridge	10/01/2020	WS	F	INIT	REG	Inorganic	SW-846:6020B	Molybdenum	Mo	Y	5.45	—	—	0.2	µg/L	Y	—	NQ	N3B-2021-13	CAWR-21-208737	GELC
Rio Grande at Otowi Bridge	09/03/2020	WS	F	INIT	REG	Inorganic	SW-846:6020B	Molybdenum	Mo	Y	4.22	—	—	0.2	µg/L	Y	—	NQ	N3B-2020-1702	CAWR-20-206474	GELC
Rio Grande at Otowi Bridge	09/03/2020	WS	UF	INIT	REG	Inorganic	SW-846:6020B	Molybdenum	Mo	Y	4.36	—	—	0.2	µg/L	Y	—	NQ	N3B-2020-1702	CAWR-20-206475	GELC
Rio Grande at Otowi Bridge	10/07/2019	WS	UF	INIT	REG	Inorganic	SW-846:6020B	Molybdenum	Mo	Y	5.75	—	—	0.2	µg/L	Y	—	NQ	N3B-2020-47	CAWR-20-186470	GELC
Rio Grande at Otowi Bridge	10/07/2019	WS	F	INIT	REG	Inorganic	SW-846:6020B	Molybdenum	Mo	Y	5.52	—	—	0.2	µg/L	Y	—	NQ	N3B-2020-47	CAWR-20-186469	GELC
Rio Grande at Otowi Bridge	10/10/2018	WS	F	INIT	REG	Inorganic	SW-846:6020	Molybdenum	Mo	Y	5.93	—	—	0.2	µg/L	Y	—	NQ	N3B-2019-100	CAWR-19-162017	GELC
Rio Grande at Otowi Bridge	10/10/2018	WS	F	INIT	FD	Inorganic	SW-846:6020	Molybdenum	Mo	Y	5.81	—	—	0.2	µg/L	Y	—	NQ	N3B-2019-100	CAWR-19-162019	GELC
Rio Grande at Otowi Bridge	10/10/2018	WS	UF	INIT	REG	Inorganic	SW-846:6020	Molybdenum	Mo	Y	5.75	—	—	0.2	µg/L	Y	—	NQ	N3B-2019-100	CAWR-19-162018	GELC
Rio Grande at Otowi Bridge	10/10/2018	WS	UF	INIT	FD	Inorganic	SW-846:6020	Molybdenum	Mo	Y	5.7	—	—	0.2	µg/L	Y	—	NQ	N3B-2019-100	CAWR-19-162020	GELC
Rio Grande at Otowi Bridge	10/04/2017	WS	UF	INIT	REG	Inorganic	SW-846:6020	Molybdenum	Mo	Y	3.95	—	—	0.2	µg/L	Y	—	NQ	2018-195	CAWR-18-147340	GELC
Rio Grande at Otowi Bridge	10/04/2017	WS	UF	INIT	FD	Inorganic	SW-846:6020	Molybdenum	Mo	Y	3.93	—	—	0.2	µg/L	Y	—	NQ	2018-195	CAWR-18-147390	GELC
Rio Grande at Otowi Bridge	10/04/2017	WS	F	INIT	REG	Inorganic	SW-846:6020	Molybdenum	Mo	Y	3.97	—	—	0.2	µg/L	Y	—	NQ	2018-195	CAWR-18-147339	GELC
Rio Grande at Otowi Bridge	10/04/2017	WS	F	INIT	FD	Inorganic	SW-846:6020	Molybdenum	Mo	Y	3.96	—	—	0.2	µg/L	Y	—	NQ	2018-195	CAWR-18-147388	GELC
Rio Grande at Otowi Bridge	10/19/2016	WS	F	INIT	REG	Inorganic	SW-846:6020	Molybdenum	Mo	Y	7.76	—	—	0.3	µg/L	Y	—	NQ	2017-176	CAWR-16-126347	GELC
Rio Grande at Otowi Bridge	10/19/2016	WS	UF	INIT	REG	Inorganic	SW-846:6020	Molybdenum	Mo	Y	7.11	—	—	0.3	µg/L	Y	—	NQ	2017-176	CAWR-16-126321	GELC
Rio Grande at Otowi Bridge	10/01/2020	WS	UF	INIT	REG	RAD	EPA:901.1	Neptunium-237	Np-237	N	-2.04	2.11	7.51	—	pCi/L	Y	U	U	N3B-2021-13	CAWR-21-208738	GELC
Rio Grande at Otowi Bridge	10/07/2019	WS	UF	INIT	REG	RAD	EPA:901.1	Neptunium-237	Np-237	N	-0.978	1.9	6.97	—	pCi/L	Y	U	U	N3B-2020-47	CAWR-20-186470	GELC
Rio Grande at Otowi Bridge	10/10/2018	WS	UF	INIT	REG	RAD	EPA:901.1	Neptunium-237	Np-237	N	4.38	2.01	8.07	—	pCi/L	Y	U	U	N3B-2019-100	CAWR-19-162018	GELC
Rio Grande at Otowi Bridge	10/10/2018	WS	UF	INIT	FD	RAD	EPA:901.1	Neptunium-237	Np-237	N	-3.03	1.53	4.99	—	pCi/L	Y	U	U	N3B-2019-100	CAWR-19-162020	GELC
Rio Grande at Otowi Bridge	10/04/2017	WS	UF	INIT	REG	RAD	EPA:901.1	Neptunium-237	Np-237	N	-2.21	2.89	9.87	—	pCi/L	Y	U	U	2018-195	CAWR-18-147340	GELC
Rio Grande at Otowi Bridge	10/04/2017	WS	UF	INIT	FD	RAD	EPA:901.1	Neptunium-237	Np-237	N	-2.19	2.35	8.27	—	pCi/L	Y	U	U	2018-195	CAWR-18-147390	GELC
Rio Grande at Otowi Bridge	10/19/2016	WS	UF	INIT	REG	RAD	EPA:901.1	Neptunium-237	Np-237	N	-0.128	1.53	5.42	—	pCi/L	Y	U	U	2017-176	CAWR-16-126321	GELC

Table C-2 Analytical Detections from the Periodic Monitoring Events Reported in this Periodic Monitoring Report Plus Results from the Four Previous Monitoring Events if Available

Location ID	Sample Date	Sample Type	Field Preparation Code	Analysis Type Code	Sample Purpose	Method Category	Lab Method	Parameter Name	Parameter Code	Detected	Report Result	Lab Uncertainty	Report MDA	Report MDL	Report Unit	Best Value	Lab Qualifier	Validation Qualifier	COC #	Field Sample ID	Lab ID
Rio Grande at Otowi Bridge	04/14/2021	WS	F	INIT	REG	Inorganic	SW-846:6020B	Nickel	Ni	Y	0.773	—	—	0.6	µg/L	Y	J	J	N3B-2021-1308	CAWR-21-221791	GELC
Rio Grande at Otowi Bridge	04/14/2021	WS	UF	INIT	REG	Inorganic	SW-846:6020B	Nickel	Ni	Y	6.18	—	—	0.6	µg/L	Y	—	NQ	N3B-2021-1308	CAWR-21-221792	GELC
Rio Grande at Otowi Bridge	10/01/2020	WS	UF	INIT	REG	Inorganic	SW-846:6020B	Nickel	Ni	Y	1.08	—	—	0.6	µg/L	Y	J	J	N3B-2021-13	CAWR-21-208738	GELC
Rio Grande at Otowi Bridge	09/03/2020	WS	UF	INIT	REG	Inorganic	SW-846:6020B	Nickel	Ni	Y	3.42	—	—	0.6	µg/L	Y	—	NQ	N3B-2020-1702	CAWR-20-206475	GELC
Rio Grande at Otowi Bridge	09/03/2020	WS	F	INIT	REG	Inorganic	SW-846:6020B	Nickel	Ni	Y	0.716	—	—	0.6	µg/L	Y	J	J	N3B-2020-1702	CAWR-20-206474	GELC
Rio Grande at Otowi Bridge	10/07/2019	WS	F	INIT	REG	Inorganic	SW-846:6020B	Nickel	Ni	Y	0.743	—	—	0.6	µg/L	Y	J	J	N3B-2020-47	CAWR-20-186469	GELC
Rio Grande at Otowi Bridge	10/07/2019	WS	UF	INIT	REG	Inorganic	SW-846:6020B	Nickel	Ni	Y	2.28	—	—	0.6	µg/L	Y	—	NQ	N3B-2020-47	CAWR-20-186470	GELC
Rio Grande at Otowi Bridge	10/10/2018	WS	UF	INIT	REG	Inorganic	SW-846:6020	Nickel	Ni	Y	3.13	—	—	0.6	µg/L	Y	—	NQ	N3B-2019-100	CAWR-19-162018	GELC
Rio Grande at Otowi Bridge	10/10/2018	WS	UF	INIT	FD	Inorganic	SW-846:6020	Nickel	Ni	Y	3.15	—	—	0.6	µg/L	Y	—	NQ	N3B-2019-100	CAWR-19-162020	GELC
Rio Grande at Otowi Bridge	10/10/2018	WS	F	INIT	REG	Inorganic	SW-846:6020	Nickel	Ni	N	0.6	—	—	0.6	µg/L	Y	U	U	N3B-2019-100	CAWR-19-162017	GELC
Rio Grande at Otowi Bridge	10/10/2018	WS	F	INIT	FD	Inorganic	SW-846:6020	Nickel	Ni	N	0.6	—	—	0.6	µg/L	Y	U	U	N3B-2019-100	CAWR-19-162019	GELC
Rio Grande at Otowi Bridge	10/04/2017	WS	F	INIT	REG	Inorganic	SW-846:6020	Nickel	Ni	Y	0.647	—	—	0.6	µg/L	Y	J	J	2018-195	CAWR-18-147339	GELC
Rio Grande at Otowi Bridge	10/04/2017	WS	F	INIT	FD	Inorganic	SW-846:6020	Nickel	Ni	Y	0.763	—	—	0.6	µg/L	Y	J	J	2018-195	CAWR-18-147388	GELC
Rio Grande at Otowi Bridge	10/04/2017	WS	UF	INIT	REG	Inorganic	SW-846:6020	Nickel	Ni	Y	6.09	—	—	0.6	µg/L	Y	—	NQ	2018-195	CAWR-18-147340	GELC
Rio Grande at Otowi Bridge	10/04/2017	WS	UF	INIT	FD	Inorganic	SW-846:6020	Nickel	Ni	Y	5.93	—	—	0.6	µg/L	Y	—	NQ	2018-195	CAWR-18-147390	GELC
Rio Grande at Otowi Bridge	10/19/2016	WS	UF	INIT	REG	Inorganic	SW-846:6020	Nickel	Ni	Y	1.33	—	—	0.5	µg/L	Y	J	J	2017-176	CAWR-16-126321	GELC
Rio Grande at Otowi Bridge	10/19/2016	WS	F	INIT	REG	Inorganic	SW-846:6020	Nickel	Ni	Y	0.593	—	—	0.5	µg/L	Y	J	J	2017-176	CAWR-16-126347	GELC
Rio Grande at Otowi Bridge	04/14/2021	WS	F	INIT	REG	General Chemistry	EPA:353.2	Nitrate-Nitrite as Nitrogen	NO3+NO2-N	Y	0.0581	—	—	0.017	mg/L	Y	—	NQ	N3B-2021-1308	CAWR-21-221791	GELC
Rio Grande at Otowi Bridge	09/03/2020	WS	F	INIT	REG	General Chemistry	EPA:353.2	Nitrate-Nitrite as Nitrogen	NO3+NO2-N	Y	0.293	—	—	0.017	mg/L	Y	—	NQ	N3B-2020-1702	CAWR-20-206474	GELC
Rio Grande at Otowi Bridge	10/07/2019	WS	F	INIT	REG	General Chemistry	EPA:353.2	Nitrate-Nitrite as Nitrogen	NO3+NO2-N	Y	0.0642	—	—	0.017	mg/L	Y	—	NQ	N3B-2020-47	CAWR-20-186469	GELC
Rio Grande at Otowi Bridge	10/10/2018	WS	F	INIT	REG	General Chemistry	EPA:353.2	Nitrate-Nitrite as Nitrogen	NO3+NO2-N	Y	0.0791	—	—	0.017	mg/L	Y	—	NQ	N3B-2019-100	CAWR-19-162017	GELC
Rio Grande at Otowi Bridge	10/10/2018	WS	F	INIT	FD	General Chemistry	EPA:353.2	Nitrate-Nitrite as Nitrogen	NO3+NO2-N	Y	0.0784	—	—	0.017	mg/L	Y	—	NQ	N3B-2019-100	CAWR-19-162019	GELC
Rio Grande at Otowi Bridge	10/04/2017	WS	F	INIT	REG	General Chemistry	EPA:353.2	Nitrate-Nitrite as Nitrogen	NO3+NO2-N	Y	0.146	—	—	0.017	mg/L	Y	—	NQ	2018-195	CAWR-18-147339	GELC
Rio Grande at Otowi Bridge	10/04/2017	WS	F	INIT	FD	General Chemistry	EPA:353.2	Nitrate-Nitrite as Nitrogen	NO3+NO2-N	Y	0.149	—	—	0.017	mg/L	Y	—	NQ	2018-195	CAWR-18-147388	GELC
Rio Grande at Otowi Bridge	10/19/2016	WS	F	INIT	REG	General Chemistry	EPA:353.2	Nitrate-Nitrite as Nitrogen	NO3+NO2-N	Y	0.035	—	—	0.017	mg/L	Y	J	J	2017-176	CAWR-16-126347	GELC
Rio Grande at Otowi Bridge	04/14/2021	WS	F	INIT	REG	LCMS/MS	SW-846:6850	Perchlorate	ClO4	Y	0.0552	—	—	0.05	µg/L	Y	J	J	N3B-2021-1308	CAWR-21-221791	GELC
Rio Grande at Otowi Bridge	10/01/2020	WS	F	INIT	REG	LCMS/MS	SW-846:6850	Perchlorate	ClO4	Y	0.056	—	—	0.05	µg/L	Y	J	J	N3B-2021-13	CAWR-21-208737	GELC
Rio Grande at Otowi Bridge	09/03/2020	WS	F	INIT	REG	LCMS/MS	SW-846:6850	Perchlorate	ClO4	Y	0.104	—	—	0.05	µg/L	Y	J	J	N3B-2020-1702	CAWR-20-206474	GELC

Table C-2 Analytical Detections from the Periodic Monitoring Events Reported in this Periodic Monitoring Report Plus Results from the Four Previous Monitoring Events if Available

Location ID	Sample Date	Sample Type	Field Preparation Code	Analysis Type Code	Sample Purpose	Method Category	Lab Method	Parameter Name	Parameter Code	Detected	Report Result	Lab Uncertainty	Report MDA	Report MDL	Report Unit	Best Value	Lab Qualifier	Validation Qualifier	COC #	Field Sample ID	Lab ID
Rio Grande at Otowi Bridge	10/07/2019	WS	F	INIT	REG	LCMS/MS	SW-846:6850	Perchlorate	ClO4	Y	0.0508	—	—	0.05	µg/L	Y	J	J	N3B-2020-47	CAWR-20-186469	GELC
Rio Grande at Otowi Bridge	10/10/2018	WS	F	INIT	REG	LCMS/MS	SW-846:6850	Perchlorate	ClO4	Y	0.0555	—	—	0.05	µg/L	Y	J	J	N3B-2019-100	CAWR-19-162017	GELC
Rio Grande at Otowi Bridge	10/10/2018	WS	F	INIT	FD	LCMS/MS	SW-846:6850	Perchlorate	ClO4	Y	0.0569	—	—	0.05	µg/L	Y	J	J	N3B-2019-100	CAWR-19-162019	GELC
Rio Grande at Otowi Bridge	10/04/2017	WS	F	INIT	REG	LCMS/MS	SW-846:6850	Perchlorate	ClO4	Y	0.0648	—	—	0.05	µg/L	Y	J	J	2018-195	CAWR-18-147339	GELC
Rio Grande at Otowi Bridge	10/04/2017	WS	F	INIT	FD	LCMS/MS	SW-846:6850	Perchlorate	ClO4	Y	0.0622	—	—	0.05	µg/L	Y	J	J	2018-195	CAWR-18-147388	GELC
Rio Grande at Otowi Bridge	10/19/2016	WS	F	INIT	REG	LCMS/MS	SW-846:6850	Perchlorate	ClO4	Y	0.0767	—	—	0.05	µg/L	Y	J	J	2017-176	CAWR-16-126347	GELC
Rio Grande at Otowi Bridge	10/01/2020	WS	UF	INIT	REG	RAD	HASL-300:ISOPU	Plutonium-238	Pu-238	N	-0.0124	0.0147	0.0538	—	pCi/L	Y	U	U	N3B-2021-13	CAWR-21-208738	GELC
Rio Grande at Otowi Bridge	10/07/2019	WS	UF	INIT	REG	RAD	HASL-300:ISOPU	Plutonium-238	Pu-238	N	-0.0541	0.0312	0.158	—	pCi/L	Y	U	U	N3B-2020-47	CAWR-20-186470	GELC
Rio Grande at Otowi Bridge	10/10/2018	WS	UF	INIT	REG	RAD	HASL-300:ISOPU	Plutonium-238	Pu-238	N	0.00245	0.0107	0.0425	—	pCi/L	Y	U	U	N3B-2019-100	CAWR-19-162018	GELC
Rio Grande at Otowi Bridge	10/10/2018	WS	UF	INIT	FD	RAD	HASL-300:ISOPU	Plutonium-238	Pu-238	N	-0.00586	0.0101	0.0507	—	pCi/L	Y	U	U	N3B-2019-100	CAWR-19-162020	GELC
Rio Grande at Otowi Bridge	10/04/2017	WS	UF	INIT	REG	RAD	HASL-300:ISOPU	Plutonium-238	Pu-238	N	0.00828	0.00916	0.0478	—	pCi/L	Y	U	U	2018-195	CAWR-18-147340	GELC
Rio Grande at Otowi Bridge	10/04/2017	WS	UF	INIT	FD	RAD	HASL-300:ISOPU	Plutonium-238	Pu-238	N	-0.023	0.0113	0.0394	—	pCi/L	Y	U	U	2018-195	CAWR-18-147390	GELC
Rio Grande at Otowi Bridge	10/19/2016	WS	UF	INIT	REG	RAD	HASL-300:ISOPU	Plutonium-238	Pu-238	N	-0.00224	0.00922	0.0445	—	pCi/L	Y	U	U	2017-176	CAWR-16-126321	GELC
Rio Grande at Otowi Bridge	10/01/2020	WS	UF	INIT	REG	RAD	HASL-300:ISOPU	Plutonium-239/240	Pu-239/240	N	0.0149	0.0105	0.0729	—	pCi/L	Y	U	U	N3B-2021-13	CAWR-21-208738	GELC
Rio Grande at Otowi Bridge	10/07/2019	WS	UF	INIT	REG	RAD	HASL-300:ISOPU	Plutonium-239/240	Pu-239/240	N	-0.036	0.0459	0.17	—	pCi/L	Y	U	U	N3B-2020-47	CAWR-20-186470	GELC
Rio Grande at Otowi Bridge	10/10/2018	WS	UF	INIT	REG	RAD	HASL-300:ISOPU	Plutonium-239/240	Pu-239/240	N	-0.0221	0.0107	0.0468	—	pCi/L	Y	U	U	N3B-2019-100	CAWR-19-162018	GELC
Rio Grande at Otowi Bridge	10/10/2018	WS	UF	INIT	FD	RAD	HASL-300:ISOPU	Plutonium-239/240	Pu-239/240	N	-0.00585	0.0101	0.0558	—	pCi/L	Y	U	U	N3B-2019-100	CAWR-19-162020	GELC
Rio Grande at Otowi Bridge	10/04/2017	WS	UF	INIT	REG	RAD	HASL-300:ISOPU	Plutonium-239/240	Pu-239/240	N	-0.0138	0.0114	0.062	—	pCi/L	Y	U	U	2018-195	CAWR-18-147340	GELC
Rio Grande at Otowi Bridge	10/04/2017	WS	UF	INIT	FD	RAD	HASL-300:ISOPU	Plutonium-239/240	Pu-239/240	N	-0.023	0.0139	0.0515	—	pCi/L	Y	U	U	2018-195	CAWR-18-147390	GELC
Rio Grande at Otowi Bridge	10/19/2016	WS	UF	INIT	REG	RAD	HASL-300:ISOPU	Plutonium-239/240	Pu-239/240	N	0.00894	0.00707	0.0514	—	pCi/L	Y	U	U	2017-176	CAWR-16-126321	GELC
Rio Grande at Otowi Bridge	04/14/2021	WS	F	INIT	REG	Inorganic	SW-846:6010C	Potassium	K	Y	2.27	—	—	0.05	mg/L	Y	—	NQ	N3B-2021-1308	CAWR-21-221791	GELC
Rio Grande at Otowi Bridge	04/14/2021	WS	UF	INIT	REG	Inorganic	SW-846:6010C	Potassium	K	Y	4.05	—	—	0.05	mg/L	Y	—	NQ	N3B-2021-1308	CAWR-21-221792	GELC
Rio Grande at Otowi Bridge	10/01/2020	WS	UF	INIT	REG	Inorganic	SW-846:6010C	Potassium	K	Y	2.41	—	—	0.05	mg/L	Y	—	NQ	N3B-2021-13	CAWR-21-208738	GELC
Rio Grande at Otowi Bridge	10/01/2020	WS	F	INIT	REG	Inorganic	SW-846:6010C	Potassium	K	Y	2.1	—	—	0.05	mg/L	Y	—	NQ	N3B-2021-13	CAWR-21-208737	GELC
Rio Grande at Otowi Bridge	09/03/2020	WS	F	INIT	REG	Inorganic	SW-846:6010C	Potassium	K	Y	2.28	—	—	0.05	mg/L	Y	—	J+	N3B-2020-1702	CAWR-20-206474	GELC
Rio Grande at Otowi Bridge	09/03/2020	WS	UF	INIT	REG	Inorganic	SW-846:6010C	Potassium	K	Y	3.22	—	—	0.05	mg/L	Y	—	J+	N3B-2020-1702	CAWR-20-206475	GELC
Rio Grande at Otowi Bridge	10/07/2019	WS	UF	INIT	REG	Inorganic	SW-846:6010C	Potassium	K	Y	3.05	—	—	0.05	mg/L	Y	—	NQ	N3B-2020-47	CAWR-20-186470	GELC
Rio Grande at Otowi Bridge	10/07/2019	WS	F	INIT	REG	Inorganic	SW-846:6010C	Potassium	K	Y	2.49	—	—	0.05	mg/L	Y	—	NQ	N3B-2020-47	CAWR-20-186469	GELC

Table C-2 Analytical Detections from the Periodic Monitoring Events Reported in this Periodic Monitoring Report Plus Results from the Four Previous Monitoring Events if Available

Location ID	Sample Date	Sample Type	Field Preparation Code	Analysis Type Code	Sample Purpose	Method Category	Lab Method	Parameter Name	Parameter Code	Detected	Report Result	Lab Uncertainty	Report MDA	Report MDL	Report Unit	Best Value	Lab Qualifier	Validation Qualifier	COC #	Field Sample ID	Lab ID
Rio Grande at Otowi Bridge	10/10/2018	WS	F	INIT	REG	Inorganic	SW-846:6010C	Potassium	K	Y	2.24	—	—	0.05	mg/L	Y	—	NQ	N3B-2019-100	CAWR-19-162017	GELC
Rio Grande at Otowi Bridge	10/10/2018	WS	F	INIT	FD	Inorganic	SW-846:6010C	Potassium	K	Y	2.3	—	—	0.05	mg/L	Y	—	NQ	N3B-2019-100	CAWR-19-162019	GELC
Rio Grande at Otowi Bridge	10/10/2018	WS	UF	INIT	REG	Inorganic	SW-846:6010C	Potassium	K	Y	2.08	—	—	0.05	mg/L	Y	—	NQ	N3B-2019-100	CAWR-19-162018	GELC
Rio Grande at Otowi Bridge	10/10/2018	WS	UF	INIT	FD	Inorganic	SW-846:6010C	Potassium	K	Y	3.66	—	—	0.05	mg/L	Y	—	NQ	N3B-2019-100	CAWR-19-162020	GELC
Rio Grande at Otowi Bridge	10/04/2017	WS	UF	INIT	REG	Inorganic	SW-846:6010C	Potassium	K	Y	4.39	—	—	0.05	mg/L	Y	—	NQ	2018-195	CAWR-18-147340	GELC
Rio Grande at Otowi Bridge	10/04/2017	WS	UF	INIT	FD	Inorganic	SW-846:6010C	Potassium	K	Y	4.15	—	—	0.05	mg/L	Y	—	NQ	2018-195	CAWR-18-147390	GELC
Rio Grande at Otowi Bridge	10/04/2017	WS	F	INIT	REG	Inorganic	SW-846:6010C	Potassium	K	Y	2.25	—	—	0.05	mg/L	Y	—	NQ	2018-195	CAWR-18-147339	GELC
Rio Grande at Otowi Bridge	10/04/2017	WS	F	INIT	FD	Inorganic	SW-846:6010C	Potassium	K	Y	2.22	—	—	0.05	mg/L	Y	—	NQ	2018-195	CAWR-18-147388	GELC
Rio Grande at Otowi Bridge	10/19/2016	WS	F	INIT	REG	Inorganic	SW-846:6010C	Potassium	K	Y	2.8	—	—	0.05	mg/L	Y	—	NQ	2017-176	CAWR-16-126347	GELC
Rio Grande at Otowi Bridge	10/19/2016	WS	UF	INIT	REG	Inorganic	SW-846:6010C	Potassium	K	Y	3.14	—	—	0.05	mg/L	Y	—	NQ	2017-176	CAWR-16-126321	GELC
Rio Grande at Otowi Bridge	10/01/2020	WS	UF	INIT	REG	RAD	EPA:901.1	Potassium-40	K-40	N	-4.82	17.1	70.8	—	pCi/L	Y	U	U	N3B-2021-13	CAWR-21-208738	GELC
Rio Grande at Otowi Bridge	10/07/2019	WS	UF	INIT	REG	RAD	EPA:901.1	Potassium-40	K-40	N	18	16.5	47.3	—	pCi/L	Y	U	U	N3B-2020-47	CAWR-20-186470	GELC
Rio Grande at Otowi Bridge	10/10/2018	WS	UF	INIT	REG	RAD	EPA:901.1	Potassium-40	K-40	N	9.3	15.9	58.9	—	pCi/L	Y	U	U	N3B-2019-100	CAWR-19-162018	GELC
Rio Grande at Otowi Bridge	10/10/2018	WS	UF	INIT	FD	RAD	EPA:901.1	Potassium-40	K-40	N	-3.59	16.1	49.6	—	pCi/L	Y	U	U	N3B-2019-100	CAWR-19-162020	GELC
Rio Grande at Otowi Bridge	10/04/2017	WS	UF	INIT	REG	RAD	EPA:901.1	Potassium-40	K-40	N	78.5	23.1	51.7	—	pCi/L	Y	UI	U	2018-195	CAWR-18-147340	GELC
Rio Grande at Otowi Bridge	10/04/2017	WS	UF	INIT	FD	RAD	EPA:901.1	Potassium-40	K-40	N	-26.2	14.9	55.9	—	pCi/L	Y	U	U	2018-195	CAWR-18-147390	GELC
Rio Grande at Otowi Bridge	10/19/2016	WS	UF	INIT	REG	RAD	EPA:901.1	Potassium-40	K-40	N	3.95	16.4	39.9	—	pCi/L	Y	U	U	2017-176	CAWR-16-126321	GELC
Rio Grande at Otowi Bridge	10/01/2020	WS	UF	INIT	REG	RAD	EPA:903.1	Radium-226	Ra-226	N	0.671	0.183	0.467	—	pCi/L	Y	—	U	N3B-2021-13	CAWR-21-208738	GELC
Rio Grande at Otowi Bridge	10/07/2019	WS	UF	INIT	REG	RAD	EPA:903.1	Radium-226	Ra-226	N	0.31	0.116	0.312	—	pCi/L	Y	U	U	N3B-2020-47	CAWR-20-186470	GELC
Rio Grande at Otowi Bridge	01/26/2010	WS	UF	INIT	FD	RAD	EPA:903.1	Radium-226	Ra-226	N	0.033	0.099	0.41	—	pCi/L	Y	U	U	10-1447	CAWR-10-11781	GELC
Rio Grande at Otowi Bridge	05/14/2009	WS	UF	INIT	FD	RAD	EPA:903.1	Radium-226	Ra-226	N	0.468	0.16	0.42	—	pCi/L	Y	—	U	09-1885	CAWR-09-8350	GELC
Rio Grande at Otowi Bridge	07/30/2008	WS	UF	INIT	REG	RAD	EPA:903.1	Radium-226	Ra-226	N	0.371	0.16	0.46	—	pCi/L	Y	U	U	08-1596	CAWR-08-12212	GELC
Rio Grande at Otowi Bridge	10/01/2020	WS	UF	INIT	REG	RAD	Generic:Radium by Calculation	Radium-226 and Radium-228	Ra-226+228	N	0.721	0.259	—	—	pCi/L	Y	—	U	N3B-2021-13	CAWR-21-208738	GELC
Rio Grande at Otowi Bridge	10/07/2019	WS	UF	INIT	REG	RAD	Generic:Radium by Calculation	Radium-226 and Radium-228	Ra-226+228	N	0.922	0.266	—	—	pCi/L	Y	—	U	N3B-2020-47	CAWR-20-186470	GELC
Rio Grande at Otowi Bridge	10/01/2020	WS	UF	INIT	REG	RAD	EPA:904	Radium-228	Ra-228	N	0.0502	0.184	0.656	—	pCi/L	Y	U	U	N3B-2021-13	CAWR-21-208738	GELC
Rio Grande at Otowi Bridge	10/07/2019	WS	UF	INIT	REG	RAD	EPA:904	Radium-228	Ra-228	N	0.612	0.24	0.748	—	pCi/L	Y	U	U	N3B-2020-47	CAWR-20-186470	GELC
Rio Grande at Otowi Bridge	01/26/2010	WS	UF	INIT	FD	RAD	EPA:904	Radium-228	Ra-228	N	0.279	0.23	0.8	—	pCi/L	Y	U	U	10-1447	CAWR-10-11781	GELC
Rio Grande at Otowi Bridge	05/14/2009	WS	UF	INIT	FD	RAD	EPA:904	Radium-228	Ra-228	N	0.376	0.21	0.68	—	pCi/L	Y	U	U	09-1885	CAWR-09-8350	GELC

Table C-2 Analytical Detections from the Periodic Monitoring Events Reported in this Periodic Monitoring Report Plus Results from the Four Previous Monitoring Events if Available

Location ID	Sample Date	Sample Type	Field Preparation Code	Analysis Type Code	Sample Purpose	Method Category	Lab Method	Parameter Name	Parameter Code	Detected	Report Result	Lab Uncertainty	Report MDA	Report MDL	Report Unit	Best Value	Lab Qualifier	Validation Qualifier	COC #	Field Sample ID	Lab ID
Rio Grande at Otowi Bridge	07/30/2008	WS	UF	INIT	REG	RAD	EPA:904	Radium-228	Ra-228	N	0.421	0.15	0.41	—	pCi/L	Y	—	U	08-1596	CAWR-08-12212	GELC
Rio Grande at Otowi Bridge	04/14/2021	WS	F	INIT	REG	Inorganic	SW-846:6010C	Silicon Dioxide	SiO2	Y	16.2	—	—	0.053	mg/L	Y	—	NQ	N3B-2021-1308	CAWR-21-221791	GELC
Rio Grande at Otowi Bridge	04/14/2021	WS	UF	INIT	REG	Inorganic	SW-846:6010C	Silicon Dioxide	SiO2	Y	55.2	—	—	0.053	mg/L	Y	—	NQ	N3B-2021-1308	CAWR-21-221792	GELC
Rio Grande at Otowi Bridge	10/01/2020	WS	UF	INIT	REG	Inorganic	SW-846:6010C	Silicon Dioxide	SiO2	Y	19.9	—	—	0.053	mg/L	Y	—	NQ	N3B-2021-13	CAWR-21-208738	GELC
Rio Grande at Otowi Bridge	10/01/2020	WS	F	INIT	REG	Inorganic	SW-846:6010C	Silicon Dioxide	SiO2	Y	15.7	—	—	0.053	mg/L	Y	—	NQ	N3B-2021-13	CAWR-21-208737	GELC
Rio Grande at Otowi Bridge	09/03/2020	WS	F	INIT	REG	Inorganic	SW-846:6010C	Silicon Dioxide	SiO2	Y	18.1	—	—	0.053	mg/L	Y	—	NQ	N3B-2020-1702	CAWR-20-206474	GELC
Rio Grande at Otowi Bridge	09/03/2020	WS	UF	INIT	REG	Inorganic	SW-846:6010C	Silicon Dioxide	SiO2	Y	36.9	—	—	0.053	mg/L	Y	—	NQ	N3B-2020-1702	CAWR-20-206475	GELC
Rio Grande at Otowi Bridge	10/07/2019	WS	UF	INIT	REG	Inorganic	SW-846:6010C	Silicon Dioxide	SiO2	Y	33.8	—	—	0.053	mg/L	Y	—	NQ	N3B-2020-47	CAWR-20-186470	GELC
Rio Grande at Otowi Bridge	10/07/2019	WS	F	INIT	REG	Inorganic	SW-846:6010C	Silicon Dioxide	SiO2	Y	19.5	—	—	0.053	mg/L	Y	—	NQ	N3B-2020-47	CAWR-20-186469	GELC
Rio Grande at Otowi Bridge	10/10/2018	WS	F	INIT	REG	Inorganic	SW-846:6010C	Silicon Dioxide	SiO2	Y	16.9	—	—	0.053	mg/L	Y	—	NQ	N3B-2019-100	CAWR-19-162017	GELC
Rio Grande at Otowi Bridge	10/10/2018	WS	F	INIT	FD	Inorganic	SW-846:6010C	Silicon Dioxide	SiO2	Y	17.2	—	—	0.053	mg/L	Y	—	NQ	N3B-2019-100	CAWR-19-162019	GELC
Rio Grande at Otowi Bridge	10/04/2017	WS	F	INIT	REG	Inorganic	SW-846:6010C	Silicon Dioxide	SiO2	Y	17.9	—	—	0.053	mg/L	Y	—	NQ	2018-195	CAWR-18-147339	GELC
Rio Grande at Otowi Bridge	10/04/2017	WS	F	INIT	FD	Inorganic	SW-846:6010C	Silicon Dioxide	SiO2	Y	17.8	—	—	0.053	mg/L	Y	—	NQ	2018-195	CAWR-18-147388	GELC
Rio Grande at Otowi Bridge	10/19/2016	WS	F	INIT	REG	Inorganic	SW-846:6010C	Silicon Dioxide	SiO2	Y	20.3	—	—	0.053	mg/L	Y	—	NQ	2017-176	CAWR-16-126347	GELC
Rio Grande at Otowi Bridge	01/26/2010	WS	UF	INIT	FD	Inorganic	SW-846:6010B	Silicon Dioxide	SiO2	Y	27.8	—	—	0.053	mg/L	Y	—	NQ	10-1446	CAWR-10-11781	GELC
Rio Grande at Otowi Bridge	05/14/2009	WS	UF	INIT	FD	Inorganic	SW-846:6010B	Silicon Dioxide	SiO2	Y	39.8	—	—	0.032	mg/L	Y	N	J+	09-1884	CAWR-09-8350	GELC
Rio Grande at Otowi Bridge	07/30/2008	WS	UF	INIT	REG	Inorganic	SW-846:6010B	Silicon Dioxide	SiO2	Y	26.6	—	—	0.032	mg/L	Y	N*	J+	08-1595	CAWR-08-12212	GELC
Rio Grande at Otowi Bridge	04/14/2021	WS	F	INIT	REG	Inorganic	SW-846:6010C	Sodium	Na	Y	17	—	—	0.1	mg/L	Y	N	J-	N3B-2021-1308	CAWR-21-221791	GELC
Rio Grande at Otowi Bridge	04/14/2021	WS	UF	INIT	REG	Inorganic	SW-846:6010C	Sodium	Na	Y	16	—	—	0.1	mg/L	Y	N	J-	N3B-2021-1308	CAWR-21-221792	GELC
Rio Grande at Otowi Bridge	10/01/2020	WS	UF	INIT	REG	Inorganic	SW-846:6010C	Sodium	Na	Y	16.9	—	—	0.1	mg/L	Y	—	J-	N3B-2021-13	CAWR-21-208738	GELC
Rio Grande at Otowi Bridge	10/01/2020	WS	F	INIT	REG	Inorganic	SW-846:6010C	Sodium	Na	Y	15.6	—	—	0.1	mg/L	Y	—	J-	N3B-2021-13	CAWR-21-208737	GELC
Rio Grande at Otowi Bridge	09/03/2020	WS	F	INIT	REG	Inorganic	SW-846:6010C	Sodium	Na	Y	14.4	—	—	0.1	mg/L	Y	—	NQ	N3B-2020-1702	CAWR-20-206474	GELC
Rio Grande at Otowi Bridge	09/03/2020	WS	UF	INIT	REG	Inorganic	SW-846:6010C	Sodium	Na	Y	13.9	—	—	0.1	mg/L	Y	—	NQ	N3B-2020-1702	CAWR-20-206475	GELC
Rio Grande at Otowi Bridge	10/07/2019	WS	UF	INIT	REG	Inorganic	SW-846:6010C	Sodium	Na	Y	14.7	—	—	0.1	mg/L	Y	—	NQ	N3B-2020-47	CAWR-20-186470	GELC
Rio Grande at Otowi Bridge	10/07/2019	WS	F	INIT	REG	Inorganic	SW-846:6010C	Sodium	Na	Y	15.2	—	—	0.1	mg/L	Y	—	NQ	N3B-2020-47	CAWR-20-186469	GELC
Rio Grande at Otowi Bridge	10/10/2018	WS	F	INIT	REG	Inorganic	SW-846:6010C	Sodium	Na	Y	17.8	—	—	0.1	mg/L	Y	—	NQ	N3B-2019-100	CAWR-19-162017	GELC
Rio Grande at Otowi Bridge	10/10/2018	WS	F	INIT	FD	Inorganic	SW-846:6010C	Sodium	Na	Y	18.1	—	—	0.1	mg/L	Y	—	NQ	N3B-2019-100	CAWR-19-162019	GELC
Rio Grande at Otowi Bridge	10/10/2018	WS	UF	INIT	REG	Inorganic	SW-846:6010C	Sodium	Na	Y	0.166	—	—	0.1	mg/L	Y	J	J	N3B-2019-100	CAWR-19-162018	GELC

Table C-2 Analytical Detections from the Periodic Monitoring Events Reported in this Periodic Monitoring Report Plus Results from the Four Previous Monitoring Events if Available

Location ID	Sample Date	Sample Type	Field Preparation Code	Analysis Type Code	Sample Purpose	Method Category	Lab Method	Parameter Name	Parameter Code	Detected	Report Result	Lab Uncertainty	Report MDA	Report MDL	Report Unit	Best Value	Lab Qualifier	Validation Qualifier	COC #	Field Sample ID	Lab ID
Rio Grande at Otowi Bridge	10/10/2018	WS	UF	INIT	FD	Inorganic	SW-846:6010C	Sodium	Na	Y	17.2	—	—	0.1	mg/L	Y	—	NQ	N3B-2019-100	CAWR-19-162020	GELC
Rio Grande at Otowi Bridge	10/04/2017	WS	UF	INIT	REG	Inorganic	SW-846:6010C	Sodium	Na	Y	15.7	—	—	0.1	mg/L	Y	—	NQ	2018-195	CAWR-18-147340	GELC
Rio Grande at Otowi Bridge	10/04/2017	WS	UF	INIT	FD	Inorganic	SW-846:6010C	Sodium	Na	Y	15.6	—	—	0.1	mg/L	Y	—	NQ	2018-195	CAWR-18-147390	GELC
Rio Grande at Otowi Bridge	10/04/2017	WS	F	INIT	REG	Inorganic	SW-846:6010C	Sodium	Na	Y	14.7	—	—	0.1	mg/L	Y	—	NQ	2018-195	CAWR-18-147339	GELC
Rio Grande at Otowi Bridge	10/04/2017	WS	F	INIT	FD	Inorganic	SW-846:6010C	Sodium	Na	Y	14.5	—	—	0.1	mg/L	Y	—	NQ	2018-195	CAWR-18-147388	GELC
Rio Grande at Otowi Bridge	10/19/2016	WS	F	INIT	REG	Inorganic	SW-846:6010C	Sodium	Na	Y	22.9	—	—	0.1	mg/L	Y	—	NQ	2017-176	CAWR-16-126347	GELC
Rio Grande at Otowi Bridge	10/19/2016	WS	UF	INIT	REG	Inorganic	SW-846:6010C	Sodium	Na	Y	22.4	—	—	0.1	mg/L	Y	—	NQ	2017-176	CAWR-16-126321	GELC
Rio Grande at Otowi Bridge	10/01/2020	WS	UF	INIT	REG	RAD	EPA:901.1	Sodium-22	Na-22	N	0.247	1.38	5.52	—	pCi/L	Y	U	U	N3B-2021-13	CAWR-21-208738	GELC
Rio Grande at Otowi Bridge	10/07/2019	WS	UF	INIT	REG	RAD	EPA:901.1	Sodium-22	Na-22	N	-1.84	0.959	3.05	—	pCi/L	Y	U	U	N3B-2020-47	CAWR-20-186470	GELC
Rio Grande at Otowi Bridge	10/10/2018	WS	UF	INIT	REG	RAD	EPA:901.1	Sodium-22	Na-22	N	-1.59	1.03	3.46	—	pCi/L	Y	U	U	N3B-2019-100	CAWR-19-162018	GELC
Rio Grande at Otowi Bridge	10/10/2018	WS	UF	INIT	FD	RAD	EPA:901.1	Sodium-22	Na-22	N	-0.546	0.916	3.32	—	pCi/L	Y	U	U	N3B-2019-100	CAWR-19-162020	GELC
Rio Grande at Otowi Bridge	10/04/2017	WS	UF	INIT	REG	RAD	EPA:901.1	Sodium-22	Na-22	N	-1.72	1.23	4.23	—	pCi/L	Y	U	U	2018-195	CAWR-18-147340	GELC
Rio Grande at Otowi Bridge	10/04/2017	WS	UF	INIT	FD	RAD	EPA:901.1	Sodium-22	Na-22	N	-1.35	1.14	3.93	—	pCi/L	Y	U	U	2018-195	CAWR-18-147390	GELC
Rio Grande at Otowi Bridge	10/19/2016	WS	UF	INIT	REG	RAD	EPA:901.1	Sodium-22	Na-22	N	0.81	1.16	4.54	—	pCi/L	Y	U	U	2017-176	CAWR-16-126321	GELC
Rio Grande at Otowi Bridge	04/14/2021	WS	F	INIT	REG	General Chemistry	EPA:120.1	Specific Conductance	SPEC_CONDC	Y	372	—	—	1	µS/cm	Y	—	NQ	N3B-2021-1308	CAWR-21-221791	GELC
Rio Grande at Otowi Bridge	10/01/2020	WS	F	INIT	REG	General Chemistry	EPA:120.1	Specific Conductance	SPEC_CONDC	Y	337	—	—	1	µS/cm	Y	—	NQ	N3B-2021-13	CAWR-21-208737	GELC
Rio Grande at Otowi Bridge	09/03/2020	WS	F	INIT	REG	General Chemistry	EPA:120.1	Specific Conductance	SPEC_CONDC	Y	299	—	—	1	µS/cm	Y	—	NQ	N3B-2020-1702	CAWR-20-206474	GELC
Rio Grande at Otowi Bridge	10/07/2019	WS	F	INIT	REG	General Chemistry	EPA:120.1	Specific Conductance	SPEC_CONDC	Y	274	—	—	1	µS/cm	Y	—	NQ	N3B-2020-47	CAWR-20-186469	GELC
Rio Grande at Otowi Bridge	10/10/2018	WS	F	INIT	REG	General Chemistry	EPA:120.1	Specific Conductance	SPEC_CONDC	Y	344	—	—	1	µS/cm	Y	—	NQ	N3B-2019-100	CAWR-19-162017	GELC
Rio Grande at Otowi Bridge	10/10/2018	WS	F	INIT	FD	General Chemistry	EPA:120.1	Specific Conductance	SPEC_CONDC	Y	345	—	—	1	µS/cm	Y	—	NQ	N3B-2019-100	CAWR-19-162019	GELC
Rio Grande at Otowi Bridge	10/04/2017	WS	F	INIT	REG	General Chemistry	EPA:120.1	Specific Conductance	SPEC_CONDC	Y	289	—	—	1	µS/cm	Y	—	NQ	2018-195	CAWR-18-147339	GELC
Rio Grande at Otowi Bridge	10/04/2017	WS	F	INIT	FD	General Chemistry	EPA:120.1	Specific Conductance	SPEC_CONDC	Y	290	—	—	1	µS/cm	Y	—	NQ	2018-195	CAWR-18-147388	GELC
Rio Grande at Otowi Bridge	10/19/2016	WS	F	INIT	REG	General Chemistry	EPA:120.1	Specific Conductance	SPEC_CONDC	Y	362	—	—	1	µS/cm	Y	—	NQ	2017-176	CAWR-16-126347	GELC
Rio Grande at Otowi Bridge	04/14/2021	WS	F	INIT	REG	Inorganic	SW-846:6010C	Strontium	Sr	Y	315	—	—	1	µg/L	Y	—	NQ	N3B-2021-1308	CAWR-21-221791	GELC
Rio Grande at Otowi Bridge	04/14/2021	WS	UF	INIT	REG	Inorganic	SW-846:6010C	Strontium	Sr	Y	356	—	—	1	µg/L	Y	—	NQ	N3B-2021-1308	CAWR-21-221792	GELC
Rio Grande at Otowi Bridge	10/01/2020	WS	UF	INIT	REG	Inorganic	SW-846:6010C	Strontium	Sr	Y	320	—	—	1	µg/L	Y	—	NQ	N3B-2021-13	CAWR-21-208738	GELC
Rio Grande at Otowi Bridge	10/01/2020	WS	F	INIT	REG	Inorganic	SW-846:6010C	Strontium	Sr	Y	292	—	—	1	µg/L	Y	—	NQ	N3B-2021-13	CAWR-21-208737	GELC
Rio Grande at Otowi Bridge	09/03/2020	WS	F	INIT	REG	Inorganic	SW-846:6010C	Strontium	Sr	Y	296	—	—	1	µg/L	Y	—	NQ	N3B-2020-1702	CAWR-20-206474	GELC

Table C-2 Analytical Detections from the Periodic Monitoring Events Reported in this Periodic Monitoring Report Plus Results from the Four Previous Monitoring Events if Available

Location ID	Sample Date	Sample Type	Field Preparation Code	Analysis Type Code	Sample Purpose	Method Category	Lab Method	Parameter Name	Parameter Code	Detected	Report Result	Lab Uncertainty	Report MDA	Report MDL	Report Unit	Best Value	Lab Qualifier	Validation Qualifier	COC #	Field Sample ID	Lab ID
Rio Grande at Otowi Bridge	09/03/2020	WS	UF	INIT	REG	Inorganic	SW-846:6010C	Strontium	Sr	Y	298	—	—	1	µg/L	Y	—	NQ	N3B-2020-1702	CAWR-20-206475	GELC
Rio Grande at Otowi Bridge	10/07/2019	WS	UF	INIT	REG	Inorganic	SW-846:6010C	Strontium	Sr	Y	268	—	—	1	µg/L	Y	—	NQ	N3B-2020-47	CAWR-20-186470	GELC
Rio Grande at Otowi Bridge	10/07/2019	WS	F	INIT	REG	Inorganic	SW-846:6010C	Strontium	Sr	Y	263	—	—	1	µg/L	Y	—	NQ	N3B-2020-47	CAWR-20-186469	GELC
Rio Grande at Otowi Bridge	10/10/2018	WS	F	INIT	REG	Inorganic	SW-846:6010C	Strontium	Sr	Y	291	—	—	1	µg/L	Y	—	NQ	N3B-2019-100	CAWR-19-162017	GELC
Rio Grande at Otowi Bridge	10/10/2018	WS	F	INIT	FD	Inorganic	SW-846:6010C	Strontium	Sr	Y	296	—	—	1	µg/L	Y	—	NQ	N3B-2019-100	CAWR-19-162019	GELC
Rio Grande at Otowi Bridge	10/10/2018	WS	UF	INIT	REG	Inorganic	SW-846:6010C	Strontium	Sr	Y	34.4	—	—	1	µg/L	Y	—	NQ	N3B-2019-100	CAWR-19-162018	GELC
Rio Grande at Otowi Bridge	10/10/2018	WS	UF	INIT	FD	Inorganic	SW-846:6010C	Strontium	Sr	Y	304	—	—	1	µg/L	Y	—	NQ	N3B-2019-100	CAWR-19-162020	GELC
Rio Grande at Otowi Bridge	10/04/2017	WS	UF	INIT	REG	Inorganic	SW-846:6010C	Strontium	Sr	Y	330	—	—	1	µg/L	Y	—	NQ	2018-195	CAWR-18-147340	GELC
Rio Grande at Otowi Bridge	10/04/2017	WS	UF	INIT	FD	Inorganic	SW-846:6010C	Strontium	Sr	Y	320	—	—	1	µg/L	Y	—	NQ	2018-195	CAWR-18-147390	GELC
Rio Grande at Otowi Bridge	10/04/2017	WS	F	INIT	REG	Inorganic	SW-846:6010C	Strontium	Sr	Y	252	—	—	1	µg/L	Y	—	NQ	2018-195	CAWR-18-147339	GELC
Rio Grande at Otowi Bridge	10/04/2017	WS	F	INIT	FD	Inorganic	SW-846:6010C	Strontium	Sr	Y	249	—	—	1	µg/L	Y	—	NQ	2018-195	CAWR-18-147388	GELC
Rio Grande at Otowi Bridge	10/19/2016	WS	F	INIT	REG	Inorganic	SW-846:6010C	Strontium	Sr	Y	341	—	—	1	µg/L	Y	—	NQ	2017-176	CAWR-16-126347	GELC
Rio Grande at Otowi Bridge	10/19/2016	WS	UF	INIT	REG	Inorganic	SW-846:6010C	Strontium	Sr	Y	345	—	—	1	µg/L	Y	—	NQ	2017-176	CAWR-16-126321	GELC
Rio Grande at Otowi Bridge	10/01/2020	WS	UF	INIT	REG	RAD	EPA:905.0	Strontium-90	Sr-90	N	-0.0107	0.137	0.495	—	pCi/L	Y	U	U	N3B-2021-13	CAWR-21-208738	GELC
Rio Grande at Otowi Bridge	10/07/2019	WS	UF	INIT	REG	RAD	EPA:905.0	Strontium-90	Sr-90	N	-0.226	0.101	0.356	—	pCi/L	Y	U	U	N3B-2020-47	CAWR-20-186470	GELC
Rio Grande at Otowi Bridge	10/10/2018	WS	UF	INIT	REG	RAD	EPA:905.0	Strontium-90	Sr-90	N	0.417	0.153	0.481	—	pCi/L	Y	U	U	N3B-2019-100	CAWR-19-162018	GELC
Rio Grande at Otowi Bridge	10/10/2018	WS	UF	INIT	FD	RAD	EPA:905.0	Strontium-90	Sr-90	N	-0.225	0.0923	0.334	—	pCi/L	Y	U	U	N3B-2019-100	CAWR-19-162020	GELC
Rio Grande at Otowi Bridge	10/04/2017	WS	UF	INIT	REG	RAD	EPA:905.0	Strontium-90	Sr-90	N	0.0262	0.136	0.49	—	pCi/L	Y	U	U	2018-195	CAWR-18-147340	GELC
Rio Grande at Otowi Bridge	10/04/2017	WS	UF	INIT	FD	RAD	EPA:905.0	Strontium-90	Sr-90	N	-0.113	0.124	0.477	—	pCi/L	Y	U	U	2018-195	CAWR-18-147390	GELC
Rio Grande at Otowi Bridge	10/19/2016	WS	UF	INIT	REG	RAD	EPA:905.0	Strontium-90	Sr-90	N	0.44	0.161	0.474	—	pCi/L	Y	U	U	2017-176	CAWR-16-126321	GELC
Rio Grande at Otowi Bridge	04/14/2021	WS	F	INIT	REG	General Chemistry	EPA:300.0	Sulfate	SO4(-2)	Y	62	—	—	1.33	mg/L	Y	—	NQ	N3B-2021-1308	CAWR-21-221791	GELC
Rio Grande at Otowi Bridge	10/01/2020	WS	F	INIT	REG	General Chemistry	EPA:300.0	Sulfate	SO4(-2)	Y	53.9	—	—	0.665	mg/L	Y	—	NQ	N3B-2021-13	CAWR-21-208737	GELC
Rio Grande at Otowi Bridge	09/03/2020	WS	F	INIT	REG	General Chemistry	EPA:300.0	Sulfate	SO4(-2)	Y	54.1	—	—	0.665	mg/L	Y	—	NQ	N3B-2020-1702	CAWR-20-206474	GELC
Rio Grande at Otowi Bridge	10/07/2019	WS	F	INIT	REG	General Chemistry	EPA:300.0	Sulfate	SO4(-2)	Y	40.6	—	—	0.665	mg/L	Y	—	NQ	N3B-2020-47	CAWR-20-186469	GELC
Rio Grande at Otowi Bridge	10/10/2018	WS	F	INIT	REG	General Chemistry	EPA:300.0	Sulfate	SO4(-2)	Y	59.4	—	—	0.532	mg/L	Y	—	NQ	N3B-2019-100	CAWR-19-162017	GELC
Rio Grande at Otowi Bridge	10/10/2018	WS	F	INIT	FD	General Chemistry	EPA:300.0	Sulfate	SO4(-2)	Y	58.8	—	—	0.532	mg/L	Y	—	NQ	N3B-2019-100	CAWR-19-162019	GELC
Rio Grande at Otowi Bridge	10/04/2017	WS	F	INIT	REG	General Chemistry	EPA:300.0	Sulfate	SO4(-2)	Y	38.5	—	—	0.665	mg/L	Y	—	NQ	2018-195	CAWR-18-147339	GELC
Rio Grande at Otowi Bridge	10/04/2017	WS	F	INIT	FD	General Chemistry	EPA:300.0	Sulfate	SO4(-2)	Y	38.3	—	—	0.665	mg/L	Y	—	NQ	2018-195	CAWR-18-147388	GELC

Table C-2 Analytical Detections from the Periodic Monitoring Events Reported in this Periodic Monitoring Report Plus Results from the Four Previous Monitoring Events if Available

Location ID	Sample Date	Sample Type	Field Preparation Code	Analysis Type Code	Sample Purpose	Method Category	Lab Method	Parameter Name	Parameter Code	Detected	Report Result	Lab Uncertainty	Report MDA	Report MDL	Report Unit	Best Value	Lab Qualifier	Validation Qualifier	COC #	Field Sample ID	Lab ID
Rio Grande at Otowi Bridge	10/19/2016	WS	F	INIT	REG	General Chemistry	EPA:300.0	Sulfate	SO4(-2)	Y	45.7	—	—	0.665	mg/L	Y	—	NQ	2017-176	CAWR-16-126347	GELC
Rio Grande at Otowi Bridge	04/14/2021	WS	F	INIT	REG	Inorganic	SW-846:6010C	Tin	Sn	Y	5.83	—	—	2.5	µg/L	Y	J	J	N3B-2021-1308	CAWR-21-221791	GELC
Rio Grande at Otowi Bridge	04/14/2021	WS	UF	INIT	REG	Inorganic	SW-846:6010C	Tin	Sn	Y	6.84	—	—	2.5	µg/L	Y	J	J	N3B-2021-1308	CAWR-21-221792	GELC
Rio Grande at Otowi Bridge	10/01/2020	WS	UF	INIT	REG	Inorganic	SW-846:6010C	Tin	Sn	N	5.28	—	—	2.5	µg/L	Y	J	U	N3B-2021-13	CAWR-21-208738	GELC
Rio Grande at Otowi Bridge	10/01/2020	WS	F	INIT	REG	Inorganic	SW-846:6010C	Tin	Sn	N	6.4	—	—	2.5	µg/L	Y	J	U	N3B-2021-13	CAWR-21-208737	GELC
Rio Grande at Otowi Bridge	09/03/2020	WS	F	INIT	REG	Inorganic	SW-846:6010C	Tin	Sn	N	25	—	—	25	µg/L	Y	U	U	N3B-2020-1702	CAWR-20-206474	GELC
Rio Grande at Otowi Bridge	09/03/2020	WS	UF	INIT	REG	Inorganic	SW-846:6010C	Tin	Sn	N	25	—	—	25	µg/L	Y	U	U	N3B-2020-1702	CAWR-20-206475	GELC
Rio Grande at Otowi Bridge	10/07/2019	WS	UF	INIT	REG	Inorganic	SW-846:6010C	Tin	Sn	N	25	—	—	25	µg/L	Y	U	U	N3B-2020-47	CAWR-20-186470	GELC
Rio Grande at Otowi Bridge	10/07/2019	WS	F	INIT	REG	Inorganic	SW-846:6010C	Tin	Sn	N	25	—	—	25	µg/L	Y	U	U	N3B-2020-47	CAWR-20-186469	GELC
Rio Grande at Otowi Bridge	10/10/2018	WS	F	INIT	REG	Inorganic	SW-846:6010C	Tin	Sn	Y	3.68	—	—	2.5	µg/L	Y	J	J	N3B-2019-100	CAWR-19-162017	GELC
Rio Grande at Otowi Bridge	10/10/2018	WS	F	INIT	FD	Inorganic	SW-846:6010C	Tin	Sn	Y	3.46	—	—	2.5	µg/L	Y	J	J	N3B-2019-100	CAWR-19-162019	GELC
Rio Grande at Otowi Bridge	10/10/2018	WS	UF	INIT	REG	Inorganic	SW-846:6010C	Tin	Sn	N	2.5	—	—	2.5	µg/L	Y	U	U	N3B-2019-100	CAWR-19-162018	GELC
Rio Grande at Otowi Bridge	10/10/2018	WS	UF	INIT	FD	Inorganic	SW-846:6010C	Tin	Sn	Y	4.29	—	—	2.5	µg/L	Y	J	J	N3B-2019-100	CAWR-19-162020	GELC
Rio Grande at Otowi Bridge	04/14/2021	WS	F	INIT	REG	General Chemistry	EPA:160.1	Total Dissolved Solids	TDS	Y	203	—	—	3.4	mg/L	Y	—	NQ	N3B-2021-1308	CAWR-21-221791	GELC
Rio Grande at Otowi Bridge	10/01/2020	WS	F	INIT	REG	General Chemistry	EPA:160.1	Total Dissolved Solids	TDS	Y	216	—	—	3.4	mg/L	Y	—	J+	N3B-2021-13	CAWR-21-208737	GELC
Rio Grande at Otowi Bridge	09/03/2020	WS	F	INIT	REG	General Chemistry	EPA:160.1	Total Dissolved Solids	TDS	Y	186	—	—	3.4	mg/L	Y	—	J	N3B-2020-1702	CAWR-20-206474	GELC
Rio Grande at Otowi Bridge	10/07/2019	WS	F	INIT	REG	General Chemistry	EPA:160.1	Total Dissolved Solids	TDS	Y	176	—	—	3.4	mg/L	Y	—	J	N3B-2020-47	CAWR-20-186469	GELC
Rio Grande at Otowi Bridge	10/10/2018	WS	F	INIT	REG	General Chemistry	EPA:160.1	Total Dissolved Solids	TDS	Y	186	—	—	3.4	mg/L	Y	—	NQ	N3B-2019-100	CAWR-19-162017	GELC
Rio Grande at Otowi Bridge	10/10/2018	WS	F	INIT	FD	General Chemistry	EPA:160.1	Total Dissolved Solids	TDS	Y	190	—	—	3.4	mg/L	Y	—	NQ	N3B-2019-100	CAWR-19-162019	GELC
Rio Grande at Otowi Bridge	10/04/2017	WS	F	INIT	REG	General Chemistry	EPA:160.1	Total Dissolved Solids	TDS	Y	166	—	—	3.4	mg/L	Y	—	NQ	2018-195	CAWR-18-147339	GELC
Rio Grande at Otowi Bridge	10/04/2017	WS	F	INIT	FD	General Chemistry	EPA:160.1	Total Dissolved Solids	TDS	Y	169	—	—	3.4	mg/L	Y	—	NQ	2018-195	CAWR-18-147388	GELC
Rio Grande at Otowi Bridge	10/19/2016	WS	F	INIT	REG	General Chemistry	EPA:160.1	Total Dissolved Solids	TDS	Y	254	—	—	3.4	mg/L	Y	—	NQ	2017-176	CAWR-16-126347	GELC
Rio Grande at Otowi Bridge	04/14/2021	WS	UF	INIT	REG	General Chemistry	EPA:351.2	Total Kjeldahl Nitrogen	TKN	Y	0.689	—	—	0.033	mg/L	Y	—	J+	N3B-2021-1308	CAWR-21-221792	GELC
Rio Grande at Otowi Bridge	10/01/2020	WS	UF	INIT	REG	General Chemistry	EPA:351.2	Total Kjeldahl Nitrogen	TKN	N	0.307	—	—	0.033	mg/L	Y	—	U	N3B-2021-13	CAWR-21-208738	GELC
Rio Grande at Otowi Bridge	09/03/2020	WS	UF	INIT	REG	General Chemistry	EPA:351.2	Total Kjeldahl Nitrogen	TKN	N	0.033	—	—	0.033	mg/L	Y	U	U	N3B-2020-1702	CAWR-20-206475	GELC
Rio Grande at Otowi Bridge	10/07/2019	WS	UF	INIT	REG	General Chemistry	EPA:351.2	Total Kjeldahl Nitrogen	TKN	N	0.396	—	—	0.033	mg/L	Y	—	U	N3B-2020-47	CAWR-20-186470	GELC
Rio Grande at Otowi Bridge	10/10/2018	WS	UF	INIT	REG	General Chemistry	EPA:351.2	Total Kjeldahl Nitrogen	TKN	Y	0.3	—	—	0.033	mg/L	Y	—	NQ	N3B-2019-100	CAWR-19-162018	GELC
Rio Grande at Otowi Bridge	10/10/2018	WS	UF	INIT	FD	General Chemistry	EPA:351.2	Total Kjeldahl Nitrogen	TKN	Y	0.286	—	—	0.033	mg/L	Y	—	NQ	N3B-2019-100	CAWR-19-162020	GELC

Table C-2 Analytical Detections from the Periodic Monitoring Events Reported in this Periodic Monitoring Report Plus Results from the Four Previous Monitoring Events if Available

Location ID	Sample Date	Sample Type	Field Preparation Code	Analysis Type Code	Sample Purpose	Method Category	Lab Method	Parameter Name	Parameter Code	Detected	Report Result	Lab Uncertainty	Report MDA	Report MDL	Report Unit	Best Value	Lab Qualifier	Validation Qualifier	COC #	Field Sample ID	Lab ID
Rio Grande at Otowi Bridge	04/14/2021	WS	UF	INIT	REG	General Chemistry	SW-846:9060A	Total Organic Carbon	TOC	Y	3.12	—	—	0.33	mg/L	Y	—	NQ	N3B-2021-1308	CAWR-21-221792	GELC
Rio Grande at Otowi Bridge	10/01/2020	WS	UF	INIT	REG	General Chemistry	SW-846:9060A	Total Organic Carbon	TOC	Y	2.66	—	—	0.33	mg/L	Y	—	J+	N3B-2021-13	CAWR-21-208738	GELC
Rio Grande at Otowi Bridge	09/03/2020	WS	UF	INIT	REG	General Chemistry	SW-846:9060A	Total Organic Carbon	TOC	Y	3.07	—	—	0.33	mg/L	Y	—	NQ	N3B-2020-1702	CAWR-20-206475	GELC
Rio Grande at Otowi Bridge	10/07/2019	WS	UF	INIT	REG	General Chemistry	SW-846:9060A	Total Organic Carbon	TOC	Y	2.63	—	—	0.33	mg/L	Y	—	NQ	N3B-2020-47	CAWR-20-186470	GELC
Rio Grande at Otowi Bridge	10/10/2018	WS	UF	INIT	REG	General Chemistry	SW-846:9060	Total Organic Carbon	TOC	Y	2.37	—	—	0.33	mg/L	Y	—	NQ	N3B-2019-100	CAWR-19-162018	GELC
Rio Grande at Otowi Bridge	10/10/2018	WS	UF	INIT	FD	General Chemistry	SW-846:9060	Total Organic Carbon	TOC	Y	2.39	—	—	0.33	mg/L	Y	—	NQ	N3B-2019-100	CAWR-19-162020	GELC
Rio Grande at Otowi Bridge	10/04/2017	WS	UF	INIT	REG	General Chemistry	SW-846:9060	Total Organic Carbon	TOC	Y	3.55	—	—	0.66	mg/L	Y	—	NQ	2018-195	CAWR-18-147340	GELC
Rio Grande at Otowi Bridge	10/04/2017	WS	UF	INIT	FD	General Chemistry	SW-846:9060	Total Organic Carbon	TOC	Y	3.15	—	—	0.33	mg/L	Y	—	NQ	2018-195	CAWR-18-147390	GELC
Rio Grande at Otowi Bridge	10/19/2016	WS	UF	INIT	REG	General Chemistry	SW-846:9060	Total Organic Carbon	TOC	Y	2.41	—	—	0.33	mg/L	Y	—	NQ	2017-176	CAWR-16-126321	GELC
Rio Grande at Otowi Bridge	09/03/2020	WS	F	INIT	REG	General Chemistry	EPA:365.4	Total Phosphate as Phosphorus	PO4-P	Y	0.13	—	—	0.02	mg/L	Y	—	NQ	N3B-2020-1702	CAWR-20-206474	GELC
Rio Grande at Otowi Bridge	10/07/2019	WS	F	INIT	REG	General Chemistry	EPA:365.4	Total Phosphate as Phosphorus	PO4-P	N	0.02	—	—	0.02	mg/L	Y	U	U	N3B-2020-47	CAWR-20-186469	GELC
Rio Grande at Otowi Bridge	10/10/2018	WS	F	INIT	REG	General Chemistry	EPA:365.4	Total Phosphate as Phosphorus	PO4-P	Y	0.0207	—	—	0.02	mg/L	Y	J	J	N3B-2019-100	CAWR-19-162017	GELC
Rio Grande at Otowi Bridge	10/10/2018	WS	F	INIT	FD	General Chemistry	EPA:365.4	Total Phosphate as Phosphorus	PO4-P	Y	0.0222	—	—	0.02	mg/L	Y	J	J	N3B-2019-100	CAWR-19-162019	GELC
Rio Grande at Otowi Bridge	10/04/2017	WS	F	INIT	REG	General Chemistry	EPA:365.4	Total Phosphate as Phosphorus	PO4-P	Y	0.205	—	—	0.02	mg/L	Y	—	NQ	2018-195	CAWR-18-147339	GELC
Rio Grande at Otowi Bridge	10/04/2017	WS	F	INIT	FD	General Chemistry	EPA:365.4	Total Phosphate as Phosphorus	PO4-P	Y	0.199	—	—	0.02	mg/L	Y	—	NQ	2018-195	CAWR-18-147388	GELC
Rio Grande at Otowi Bridge	10/19/2016	WS	F	INIT	REG	General Chemistry	EPA:365.4	Total Phosphate as Phosphorus	PO4-P	Y	0.0239	—	—	0.02	mg/L	Y	J	J	2017-176	CAWR-16-126347	GELC
Rio Grande at Otowi Bridge	10/01/2020	WS	UF	INIT	REG	RAD	Generic:Low_Level_Tritium	Tritium	H-3	Y	16.82	2.794	3.252	—	pCi/L	Y	—	NQ	N3B-2021-45	CAWR-21-208738	ARSL
Rio Grande at Otowi Bridge	10/07/2019	WS	UF	INIT	REG	RAD	Generic:Low_Level_Tritium	Tritium	H-3	Y	15.803	2.622	2.894	—	pCi/L	Y	—	NQ	N3B-2020-89	CAWR-20-186470	ARSL
Rio Grande at Otowi Bridge	10/10/2018	WS	UF	INIT	REG	RAD	Generic:Low_Level_Tritium	Tritium	H-3	Y	12.52	2.159	2.914	—	pCi/L	Y	—	NQ	N3B-2019-125	CAWR-19-162018	ARSL
Rio Grande at Otowi Bridge	10/10/2018	WS	UF	INIT	FD	RAD	Generic:Low_Level_Tritium	Tritium	H-3	Y	14.675	2.467	2.97	—	pCi/L	Y	—	NQ	N3B-2019-125	CAWR-19-162020	ARSL
Rio Grande at Otowi Bridge	10/04/2017	WS	UF	INIT	REG	RAD	Generic:Low_Level_Tritium	Tritium	H-3	Y	11.075	1.853	2.172	—	pCi/L	Y	*	NQ	2018-217	CAWR-18-147340	ARSL
Rio Grande at Otowi Bridge	10/04/2017	WS	UF	INIT	FD	RAD	Generic:Low_Level_Tritium	Tritium	H-3	Y	13.361	2.19	2.272	—	pCi/L	Y	*	NQ	2018-217	CAWR-18-147390	ARSL
Rio Grande at Otowi Bridge	10/19/2016	WS	UF	INIT	REG	RAD	Generic:Low_Level_Tritium	Tritium	H-3	Y	14.842	2.373	1.857	—	pCi/L	Y	—	J-	2017-182	CAWR-16-126321	ARSL
Rio Grande at Otowi Bridge	04/14/2021	WS	F	INIT	REG	Inorganic	SW-846:6020B	Uranium	U	Y	1.43	—	—	0.067	µg/L	Y	—	NQ	N3B-2021-1308	CAWR-21-221791	GELC
Rio Grande at Otowi Bridge	04/14/2021	WS	UF	INIT	REG	Inorganic	SW-846:6020B	Uranium	U	Y	1.85	—	—	0.067	µg/L	Y	—	NQ	N3B-2021-1308	CAWR-21-221792	GELC
Rio Grande at Otowi Bridge	10/01/2020	WS	UF	INIT	REG	Inorganic	SW-846:6020B	Uranium	U	Y	1.66	—	—	0.067	µg/L	Y	—	NQ	N3B-2021-13	CAWR-21-208738	GELC
Rio Grande at Otowi Bridge	10/01/2020	WS	F	INIT	REG	Inorganic	SW-846:6020B	Uranium	U	Y	1.56	—	—	0.067	µg/L	Y	—	NQ	N3B-2021-13	CAWR-21-208737	GELC
Rio Grande at Otowi Bridge	09/03/2020	WS	F	INIT	REG	Inorganic	SW-846:6020B	Uranium	U	Y	1.2	—	—	0.067	µg/L	Y	—	NQ	N3B-2020-1702	CAWR-20-206474	GELC

Table C-2 Analytical Detections from the Periodic Monitoring Events Reported in this Periodic Monitoring Report Plus Results from the Four Previous Monitoring Events if Available

Location ID	Sample Date	Sample Type	Field Preparation Code	Analysis Type Code	Sample Purpose	Method Category	Lab Method	Parameter Name	Parameter Code	Detected	Report Result	Lab Uncertainty	Report MDA	Report MDL	Report Unit	Best Value	Lab Qualifier	Validation Qualifier	COC #	Field Sample ID	Lab ID
Rio Grande at Otowi Bridge	09/03/2020	WS	UF	INIT	REG	Inorganic	SW-846:6020B	Uranium	U	Y	1.32	—	—	0.067	µg/L	Y	—	NQ	N3B-2020-1702	CAWR-20-206475	GELC
Rio Grande at Otowi Bridge	10/07/2019	WS	UF	INIT	REG	Inorganic	SW-846:6020B	Uranium	U	Y	1.96	—	—	0.067	µg/L	Y	—	NQ	N3B-2020-47	CAWR-20-186470	GELC
Rio Grande at Otowi Bridge	10/07/2019	WS	F	INIT	REG	Inorganic	SW-846:6020B	Uranium	U	Y	1.86	—	—	0.067	µg/L	Y	—	NQ	N3B-2020-47	CAWR-20-186469	GELC
Rio Grande at Otowi Bridge	10/10/2018	WS	F	INIT	REG	Inorganic	SW-846:6020	Uranium	U	Y	1.75	—	—	0.067	µg/L	Y	—	NQ	N3B-2019-100	CAWR-19-162017	GELC
Rio Grande at Otowi Bridge	10/10/2018	WS	F	INIT	FD	Inorganic	SW-846:6020	Uranium	U	Y	1.79	—	—	0.067	µg/L	Y	—	NQ	N3B-2019-100	CAWR-19-162019	GELC
Rio Grande at Otowi Bridge	10/10/2018	WS	UF	INIT	REG	Inorganic	SW-846:6020	Uranium	U	Y	1.92	—	—	0.067	µg/L	Y	—	NQ	N3B-2019-100	CAWR-19-162018	GELC
Rio Grande at Otowi Bridge	10/10/2018	WS	UF	INIT	FD	Inorganic	SW-846:6020	Uranium	U	Y	1.91	—	—	0.067	µg/L	Y	—	NQ	N3B-2019-100	CAWR-19-162020	GELC
Rio Grande at Otowi Bridge	10/04/2017	WS	UF	INIT	REG	Inorganic	SW-846:6020	Uranium	U	Y	2.02	—	—	0.067	µg/L	Y	—	NQ	2018-195	CAWR-18-147340	GELC
Rio Grande at Otowi Bridge	10/04/2017	WS	UF	INIT	FD	Inorganic	SW-846:6020	Uranium	U	Y	1.86	—	—	0.067	µg/L	Y	—	NQ	2018-195	CAWR-18-147390	GELC
Rio Grande at Otowi Bridge	10/04/2017	WS	F	INIT	REG	Inorganic	SW-846:6020	Uranium	U	Y	1.47	—	—	0.067	µg/L	Y	—	NQ	2018-195	CAWR-18-147339	GELC
Rio Grande at Otowi Bridge	10/04/2017	WS	F	INIT	FD	Inorganic	SW-846:6020	Uranium	U	Y	1.41	—	—	0.067	µg/L	Y	—	NQ	2018-195	CAWR-18-147388	GELC
Rio Grande at Otowi Bridge	10/19/2016	WS	F	INIT	REG	Inorganic	SW-846:6020	Uranium	U	Y	3	—	—	0.067	µg/L	Y	—	NQ	2017-176	CAWR-16-126347	GELC
Rio Grande at Otowi Bridge	10/19/2016	WS	UF	INIT	REG	Inorganic	SW-846:6020	Uranium	U	Y	3.1	—	—	0.067	µg/L	Y	—	NQ	2017-176	CAWR-16-126321	GELC
Rio Grande at Otowi Bridge	10/01/2020	WS	UF	INIT	REG	RAD	HASL-300:ISOU	Uranium-234	U-234	Y	0.881	0.0546	0.0757	—	pCi/L	Y	—	NQ	N3B-2021-13	CAWR-21-208738	GELC
Rio Grande at Otowi Bridge	10/07/2019	WS	UF	INIT	REG	RAD	HASL-300:ISOU	Uranium-234	U-234	Y	1.12	0.105	0.196	—	pCi/L	Y	—	NQ	N3B-2020-47	CAWR-20-186470	GELC
Rio Grande at Otowi Bridge	10/10/2018	WS	UF	INIT	REG	RAD	HASL-300:ISOU	Uranium-234	U-234	Y	1.13	0.0496	0.0711	—	pCi/L	Y	—	NQ	N3B-2019-100	CAWR-19-162018	GELC
Rio Grande at Otowi Bridge	10/10/2018	WS	UF	INIT	FD	RAD	HASL-300:ISOU	Uranium-234	U-234	Y	1.07	0.0473	0.0699	—	pCi/L	Y	—	NQ	N3B-2019-100	CAWR-19-162020	GELC
Rio Grande at Otowi Bridge	10/04/2017	WS	UF	INIT	REG	RAD	HASL-300:ISOU	Uranium-234	U-234	Y	0.974	0.0674	0.0858	—	pCi/L	Y	—	NQ	2018-195	CAWR-18-147340	GELC
Rio Grande at Otowi Bridge	10/04/2017	WS	UF	INIT	FD	RAD	HASL-300:ISOU	Uranium-234	U-234	Y	1.07	0.0715	0.0877	—	pCi/L	Y	—	NQ	2018-195	CAWR-18-147390	GELC
Rio Grande at Otowi Bridge	10/19/2016	WS	UF	INIT	REG	RAD	HASL-300:ISOU	Uranium-234	U-234	Y	1.56	0.0957	0.29	—	pCi/L	Y	—	NQ	2017-176	CAWR-16-126321	GELC
Rio Grande at Otowi Bridge	10/01/2020	WS	UF	INIT	REG	RAD	HASL-300:ISOU	Uranium-235/236	U-235/236	N	0.0479	0.0149	0.0491	—	pCi/L	Y	U	U	N3B-2021-13	CAWR-21-208738	GELC
Rio Grande at Otowi Bridge	10/07/2019	WS	UF	INIT	REG	RAD	HASL-300:ISOU	Uranium-235/236	U-235/236	N	0.011	0.0247	0.145	—	pCi/L	Y	U	U	N3B-2020-47	CAWR-20-186470	GELC
Rio Grande at Otowi Bridge	10/10/2018	WS	UF	INIT	REG	RAD	HASL-300:ISOU	Uranium-235/236	U-235/236	Y	0.0802	0.0157	0.0689	—	pCi/L	Y	—	NQ	N3B-2019-100	CAWR-19-162018	GELC
Rio Grande at Otowi Bridge	10/10/2018	WS	UF	INIT	FD	RAD	HASL-300:ISOU	Uranium-235/236	U-235/236	Y	0.0686	0.0137	0.0677	—	pCi/L	Y	—	NQ	N3B-2019-100	CAWR-19-162020	GELC
Rio Grande at Otowi Bridge	10/04/2017	WS	UF	INIT	REG	RAD	HASL-300:ISOU	Uranium-235/236	U-235/236	N	0.0453	0.0186	0.0916	—	pCi/L	Y	U	U	2018-195	CAWR-18-147340	GELC
Rio Grande at Otowi Bridge	10/04/2017	WS	UF	INIT	FD	RAD	HASL-300:ISOU	Uranium-235/236	U-235/236	N	0.0492	0.0188	0.0936	—	pCi/L	Y	U	U	2018-195	CAWR-18-147390	GELC
Rio Grande at Otowi Bridge	10/19/2016	WS	UF	INIT	REG	RAD	HASL-300:ISOU	Uranium-235/236	U-235/236	N	0.0844	0.0284	0.151	—	pCi/L	Y	U	U	2017-176	CAWR-16-126321	GELC
Rio Grande at Otowi Bridge	10/01/2020	WS	UF	INIT	REG	RAD	HASL-300:ISOU	Uranium-238	U-238	Y	0.536	0.0423	0.0675	—	pCi/L	Y	—	NQ	N3B-2021-13	CAWR-21-208738	GELC

Table C-2 Analytical Detections from the Periodic Monitoring Events Reported in this Periodic Monitoring Report Plus Results from the Four Previous Monitoring Events if Available

Location ID	Sample Date	Sample Type	Field Preparation Code	Analysis Type Code	Sample Purpose	Method Category	Lab Method	Parameter Name	Parameter Code	Detected	Report Result	Lab Uncertainty	Report MDA	Report MDL	Report Unit	Best Value	Lab Qualifier	Validation Qualifier	COC #	Field Sample ID	Lab ID
Rio Grande at Otowi Bridge	10/07/2019	WS	UF	INIT	REG	RAD	HASL-300:ISOU	Uranium-238	U-238	Y	0.84	0.092	0.13	—	pCi/L	Y	—	NQ	N3B-2020-47	CAWR-20-186470	GELC
Rio Grande at Otowi Bridge	10/10/2018	WS	UF	INIT	REG	RAD	HASL-300:ISOU	Uranium-238	U-238	Y	0.689	0.039	0.0702	—	pCi/L	Y	—	NQ	N3B-2019-100	CAWR-19-162018	GELC
Rio Grande at Otowi Bridge	10/10/2018	WS	UF	INIT	FD	RAD	HASL-300:ISOU	Uranium-238	U-238	Y	0.716	0.039	0.069	—	pCi/L	Y	—	NQ	N3B-2019-100	CAWR-19-162020	GELC
Rio Grande at Otowi Bridge	10/04/2017	WS	UF	INIT	REG	RAD	HASL-300:ISOU	Uranium-238	U-238	Y	0.685	0.0564	0.0831	—	pCi/L	Y	—	NQ	2018-195	CAWR-18-147340	GELC
Rio Grande at Otowi Bridge	10/04/2017	WS	UF	INIT	FD	RAD	HASL-300:ISOU	Uranium-238	U-238	Y	0.78	0.0608	0.0848	—	pCi/L	Y	—	NQ	2018-195	CAWR-18-147390	GELC
Rio Grande at Otowi Bridge	10/19/2016	WS	UF	INIT	REG	RAD	HASL-300:ISOU	Uranium-238	U-238	Y	1.04	0.0781	0.195	—	pCi/L	Y	—	NQ	2017-176	CAWR-16-126321	GELC
Rio Grande at Otowi Bridge	04/14/2021	WS	F	INIT	REG	Inorganic	SW-846:6010C	Vanadium	V	Y	3.03	—	—	1	µg/L	Y	J	J	N3B-2021-1308	CAWR-21-221791	GELC
Rio Grande at Otowi Bridge	04/14/2021	WS	UF	INIT	REG	Inorganic	SW-846:6010C	Vanadium	V	Y	15.1	—	—	1	µg/L	Y	—	NQ	N3B-2021-1308	CAWR-21-221792	GELC
Rio Grande at Otowi Bridge	10/01/2020	WS	UF	INIT	REG	Inorganic	SW-846:6010C	Vanadium	V	Y	4.44	—	—	1	µg/L	Y	J	J	N3B-2021-13	CAWR-21-208738	GELC
Rio Grande at Otowi Bridge	10/01/2020	WS	F	INIT	REG	Inorganic	SW-846:6010C	Vanadium	V	Y	2.99	—	—	1	µg/L	Y	J	J	N3B-2021-13	CAWR-21-208737	GELC
Rio Grande at Otowi Bridge	09/03/2020	WS	F	INIT	REG	Inorganic	SW-846:6010C	Vanadium	V	Y	2.95	—	—	1	µg/L	Y	J	J	N3B-2020-1702	CAWR-20-206474	GELC
Rio Grande at Otowi Bridge	09/03/2020	WS	UF	INIT	REG	Inorganic	SW-846:6010C	Vanadium	V	Y	9.44	—	—	1	µg/L	Y	—	NQ	N3B-2020-1702	CAWR-20-206475	GELC
Rio Grande at Otowi Bridge	10/07/2019	WS	UF	INIT	REG	Inorganic	SW-846:6010C	Vanadium	V	Y	6.83	—	—	1	µg/L	Y	—	NQ	N3B-2020-47	CAWR-20-186470	GELC
Rio Grande at Otowi Bridge	10/07/2019	WS	F	INIT	REG	Inorganic	SW-846:6010C	Vanadium	V	Y	3.04	—	—	1	µg/L	Y	J	J	N3B-2020-47	CAWR-20-186469	GELC
Rio Grande at Otowi Bridge	10/10/2018	WS	F	INIT	REG	Inorganic	SW-846:6010C	Vanadium	V	Y	3.1	—	—	1	µg/L	Y	J	J	N3B-2019-100	CAWR-19-162017	GELC
Rio Grande at Otowi Bridge	10/10/2018	WS	F	INIT	FD	Inorganic	SW-846:6010C	Vanadium	V	Y	3.01	—	—	1	µg/L	Y	J	J	N3B-2019-100	CAWR-19-162019	GELC
Rio Grande at Otowi Bridge	10/10/2018	WS	UF	INIT	REG	Inorganic	SW-846:6010C	Vanadium	V	Y	42.5	—	—	1	µg/L	Y	—	NQ	N3B-2019-100	CAWR-19-162018	GELC
Rio Grande at Otowi Bridge	10/10/2018	WS	UF	INIT	FD	Inorganic	SW-846:6010C	Vanadium	V	Y	8.65	—	—	1	µg/L	Y	—	NQ	N3B-2019-100	CAWR-19-162020	GELC
Rio Grande at Otowi Bridge	10/04/2017	WS	UF	INIT	REG	Inorganic	SW-846:6010C	Vanadium	V	Y	14.9	—	—	1	µg/L	Y	—	NQ	2018-195	CAWR-18-147340	GELC
Rio Grande at Otowi Bridge	10/04/2017	WS	UF	INIT	FD	Inorganic	SW-846:6010C	Vanadium	V	Y	13.7	—	—	1	µg/L	Y	—	NQ	2018-195	CAWR-18-147390	GELC
Rio Grande at Otowi Bridge	10/04/2017	WS	F	INIT	REG	Inorganic	SW-846:6010C	Vanadium	V	Y	3.27	—	—	1	µg/L	Y	J	J	2018-195	CAWR-18-147339	GELC
Rio Grande at Otowi Bridge	10/04/2017	WS	F	INIT	FD	Inorganic	SW-846:6010C	Vanadium	V	Y	3.52	—	—	1	µg/L	Y	J	J	2018-195	CAWR-18-147388	GELC
Rio Grande at Otowi Bridge	10/19/2016	WS	F	INIT	REG	Inorganic	SW-846:6010C	Vanadium	V	Y	4.04	—	—	1	µg/L	Y	J	J	2017-176	CAWR-16-126347	GELC
Rio Grande at Otowi Bridge	10/19/2016	WS	UF	INIT	REG	Inorganic	SW-846:6010C	Vanadium	V	Y	5.68	—	—	1	µg/L	Y	—	NQ	2017-176	CAWR-16-126321	GELC
Rio Grande at Otowi Bridge	04/14/2021	WS	UF	INIT	REG	Inorganic	SW-846:6010C	Zinc	Zn	Y	19	—	—	3.3	µg/L	Y	J	J	N3B-2021-1308	CAWR-21-221792	GELC
Rio Grande at Otowi Bridge	09/03/2020	WS	UF	INIT	REG	Inorganic	SW-846:6010C	Zinc	Zn	Y	22	—	—	3.3	µg/L	Y	—	J+	N3B-2020-1702	CAWR-20-206475	GELC
Rio Grande at Otowi Bridge	10/07/2019	WS	UF	INIT	REG	Inorganic	SW-846:6010C	Zinc	Zn	N	9.19	—	—	3.3	µg/L	Y	J	U	N3B-2020-47	CAWR-20-186470	GELC
Rio Grande at Otowi Bridge	10/10/2018	WS	UF	INIT	REG	Inorganic	SW-846:6010C	Zinc	Zn	Y	39.7	—	—	3.3	µg/L	Y	—	NQ	N3B-2019-100	CAWR-19-162018	GELC

Table C-2 Analytical Detections from the Periodic Monitoring Events Reported in this Periodic Monitoring Report Plus Results from the Four Previous Monitoring Events if Available

Location ID	Sample Date	Sample Type	Field Preparation Code	Analysis Type Code	Sample Purpose	Method Category	Lab Method	Parameter Name	Parameter Code	Detected	Report Result	Lab Uncertainty	Report MDA	Report MDL	Report Unit	Best Value	Lab Qualifier	Validation Qualifier	COC #	Field Sample ID	Lab ID
Rio Grande at Otowi Bridge	10/10/2018	WS	UF	INIT	FD	Inorganic	SW-846:6010C	Zinc	Zn	Y	14.6	—	—	3.3	µg/L	Y	—	NQ	N3B-2019-100	CAWR-19-162020	GELC
Rio Grande at Otowi Bridge	10/04/2017	WS	UF	INIT	REG	Inorganic	SW-846:6010C	Zinc	Zn	Y	21.6	—	—	3.3	µg/L	Y	—	NQ	2018-195	CAWR-18-147340	GELC
Rio Grande at Otowi Bridge	10/04/2017	WS	UF	INIT	FD	Inorganic	SW-846:6010C	Zinc	Zn	Y	20.6	—	—	3.3	µg/L	Y	—	NQ	2018-195	CAWR-18-147390	GELC
Rio Grande at Otowi Bridge	10/19/2016	WS	UF	INIT	REG	Inorganic	SW-846:6010C	Zinc	Zn	N	10	—	—	3.3	µg/L	Y	U	U	2017-176	CAWR-16-126321	GELC
Sandia below Wetlands	08/21/2020	WS	UF	INIT	REG	VOC	SW-846:8260B	Acetone	67-64-1	Y	3.08	—	—	1.5	µg/L	Y	J	J	N3B-2020-1601	CASA-20-199014	GELC
Sandia below Wetlands	07/26/2019	WS	UF	INIT	REG	VOC	SW-846:8260B	Acetone	67-64-1	N	1.5	—	—	1.5	µg/L	Y	U	U	N3B-2019-2670	CASA-19-182750	GELC
Sandia below Wetlands	07/24/2018	WS	UF	INIT	REG	VOC	SW-846:8260B	Acetone	67-64-1	Y	2.47	—	—	1.5	µg/L	Y	J	J	N3B-2018-3188	CASA-18-159883	GELC
Sandia below Wetlands	08/08/2017	WS	UF	INIT	REG	VOC	SW-846:8260B	Acetone	67-64-1	N	1.5	—	—	1.5	µg/L	Y	U	U	2017-2415	CASA-17-142050	GELC
Sandia below Wetlands	08/08/2016	WS	UF	INIT	REG	VOC	SW-846:8260B	Acetone	67-64-1	Y	10.8	—	—	3	µg/L	Y	—	NQ	2016-1993	CASA-16-124333	GELC
Sandia below Wetlands	08/21/2020	WS	F	INIT	REG	General Chemistry	EPA:150.1	Acidity or Alkalinity of a solution	pH	Y	8.04	—	—	0.01	SU	Y	H	NQ	N3B-2020-1601	CASA-20-199015	GELC
Sandia below Wetlands	07/26/2019	WS	F	INIT	REG	General Chemistry	EPA:150.1	Acidity or Alkalinity of a solution	pH	Y	7.82	—	—	0.01	SU	Y	H	NQ	N3B-2019-2670	CASA-19-182749	GELC
Sandia below Wetlands	07/24/2018	WS	F	INIT	REG	General Chemistry	EPA:150.1	Acidity or Alkalinity of a solution	pH	Y	7.73	—	—	0.01	SU	Y	H	NQ	N3B-2018-3188	CASA-18-159882	GELC
Sandia below Wetlands	08/08/2017	WS	F	INIT	REG	General Chemistry	EPA:150.1	Acidity or Alkalinity of a solution	pH	Y	7.92	—	—	0.01	SU	Y	H	NQ	2017-2415	CASA-17-142049	GELC
Sandia below Wetlands	08/08/2016	WS	F	INIT	REG	General Chemistry	EPA:150.1	Acidity or Alkalinity of a solution	pH	Y	7.72	—	—	0.01	SU	Y	H	NQ	2016-1993	CASA-16-124349	GELC
Sandia below Wetlands	08/21/2020	WS	F	INIT	REG	General Chemistry	EPA:310.1	Alkalinity-CO3+HCO3	ALK-CO3+HCO3	Y	143	—	—	1.45	mg/L	Y	—	NQ	N3B-2020-1601	CASA-20-199015	GELC
Sandia below Wetlands	07/26/2019	WS	F	INIT	REG	General Chemistry	EPA:310.1	Alkalinity-CO3+HCO3	ALK-CO3+HCO3	Y	115	—	—	1.45	mg/L	Y	—	NQ	N3B-2019-2670	CASA-19-182749	GELC
Sandia below Wetlands	07/24/2018	WS	F	INIT	REG	General Chemistry	EPA:310.1	Alkalinity-CO3+HCO3	ALK-CO3+HCO3	Y	110	—	—	1.45	mg/L	Y	—	NQ	N3B-2018-3188	CASA-18-159882	GELC
Sandia below Wetlands	08/08/2017	WS	F	INIT	REG	General Chemistry	EPA:310.1	Alkalinity-CO3+HCO3	ALK-CO3+HCO3	Y	111	—	—	1.45	mg/L	Y	—	NQ	2017-2415	CASA-17-142049	GELC
Sandia below Wetlands	08/08/2016	WS	F	INIT	REG	General Chemistry	EPA:310.1	Alkalinity-CO3+HCO3	ALK-CO3+HCO3	Y	76.3	—	—	0.725	mg/L	Y	—	NQ	2016-1993	CASA-16-124349	GELC
Sandia below Wetlands	08/21/2020	WS	UF	INIT	REG	RAD	HASL-300:AM-241	Americium-241	Am-241	N	0.0219	0.0129	0.0553	—	pCi/L	Y	U	U	N3B-2020-1601	CASA-20-199014	GELC
Sandia below Wetlands	07/26/2019	WS	UF	INIT	REG	RAD	HASL-300:AM-241	Americium-241	Am-241	N	-0.00267	0.00707	0.0388	—	pCi/L	Y	U	U	N3B-2019-2670	CASA-19-182750	GELC
Sandia below Wetlands	07/24/2018	WS	UF	INIT	REG	RAD	HASL-300:AM-241	Americium-241	Am-241	N	-0.00379	0.01	0.0758	—	pCi/L	Y	U	U	N3B-2018-3188	CASA-18-159883	GELC
Sandia below Wetlands	08/08/2017	WS	UF	INIT	REG	RAD	HASL-300:AM-241	Americium-241	Am-241	N	0.0797	0.0477	0.259	—	pCi/L	Y	U	U	2017-2415	CASA-17-142050	GELC
Sandia below Wetlands	08/08/2016	WS	UF	INIT	REG	RAD	HASL-300:AM-241	Americium-241	Am-241	N	-0.00713	0.016	0.0952	—	pCi/L	Y	U	U	2016-1993	CASA-16-124333	GELC
Sandia below Wetlands	08/21/2020	WS	F	INIT	REG	General Chemistry	EPA:350.1	Ammonia as Nitrogen	NH3-N	Y	0.123	—	—	0.017	mg/L	Y	—	NQ	N3B-2020-1601	CASA-20-199015	GELC
Sandia below Wetlands	07/26/2019	WS	F	INIT	REG	General Chemistry	EPA:350.1	Ammonia as Nitrogen	NH3-N	Y	0.135	—	—	0.017	mg/L	Y	—	NQ	N3B-2019-2670	CASA-19-182749	GELC
Sandia below Wetlands	02/25/2019	WS	F	INIT	REG	General Chemistry	EPA:350.1	Ammonia as Nitrogen	NH3-N	N	0.0845	—	—	0.017	mg/L	Y	—	U	N3B-2019-952	CASA-19-166819	GELC
Sandia below Wetlands	11/26/2018	WS	F	INIT	REG	General Chemistry	EPA:350.1	Ammonia as Nitrogen	NH3-N	Y	0.185	—	—	0.017	mg/L	Y	—	J+	N3B-2019-534	CASA-19-164309	GELC

Table C-2 Analytical Detections from the Periodic Monitoring Events Reported in this Periodic Monitoring Report Plus Results from the Four Previous Monitoring Events if Available

Location ID	Sample Date	Sample Type	Field Preparation Code	Analysis Type Code	Sample Purpose	Method Category	Lab Method	Parameter Name	Parameter Code	Detected	Report Result	Lab Uncertainty	Report MDA	Report MDL	Report Unit	Best Value	Lab Qualifier	Validation Qualifier	COC #	Field Sample ID	Lab ID
Sandia below Wetlands	07/24/2018	WS	F	INIT	REG	General Chemistry	EPA:350.1	Ammonia as Nitrogen	NH3-N	N	0.126	—	—	0.017	mg/L	Y	—	U	N3B-2018-3188	CASA-18-159882	GELC
Sandia below Wetlands	07/24/2018	WS	F	INIT	REG	General Chemistry	EPA:350.1	Ammonia as Nitrogen	NH3-N	N	0.134	—	—	0.017	mg/L	Y	—	U	N3B-2018-3184	CASA-18-159935	GELC
Sandia below Wetlands	08/21/2020	WS	F	INIT	REG	Inorganic	SW-846:6020B	Arsenic	As	Y	2.57	—	—	2	µg/L	Y	J	J	N3B-2020-1601	CASA-20-199015	GELC
Sandia below Wetlands	08/21/2020	WS	UF	INIT	REG	Inorganic	SW-846:6020B	Arsenic	As	Y	2.85	—	—	2	µg/L	Y	J	J	N3B-2020-1601	CASA-20-199014	GELC
Sandia below Wetlands	07/13/2020	WS	UF	INIT	REG	Inorganic	SW-846:6020B	Arsenic	As	Y	2	—	—	2	µg/L	Y	J	J	N3B-2020-1266	CASA-20-205482	GELC
Sandia below Wetlands	07/13/2020	WS	F	INIT	REG	Inorganic	SW-846:6020B	Arsenic	As	Y	2.3	—	—	2	µg/L	Y	J	J	N3B-2020-1266	CASA-20-205483	GELC
Sandia below Wetlands	02/26/2020	WS	F	INIT	REG	Inorganic	SW-846:6020B	Arsenic	As	N	4.94	—	—	2	µg/L	Y	J	U	N3B-2020-949	CASA-20-194130	GELC
Sandia below Wetlands	02/26/2020	WS	F	INIT	FD	Inorganic	SW-846:6020B	Arsenic	As	N	4.99	—	—	2	µg/L	Y	J	U	N3B-2020-949	CASA-20-194136	GELC
Sandia below Wetlands	02/26/2020	WS	UF	INIT	REG	Inorganic	SW-846:6020B	Arsenic	As	N	3.77	—	—	2	µg/L	Y	J	U	N3B-2020-949	CASA-20-194129	GELC
Sandia below Wetlands	02/26/2020	WS	UF	INIT	FD	Inorganic	SW-846:6020B	Arsenic	As	N	4.93	—	—	2	µg/L	Y	J	U	N3B-2020-949	CASA-20-194135	GELC
Sandia below Wetlands	11/13/2019	WS	UF	INIT	REG	Inorganic	SW-846:6020B	Arsenic	As	Y	2.5	—	—	2	µg/L	Y	J	J	N3B-2020-340	CASA-20-189549	GELC
Sandia below Wetlands	11/13/2019	WS	F	INIT	REG	Inorganic	SW-846:6020B	Arsenic	As	Y	2.45	—	—	2	µg/L	Y	J	J	N3B-2020-340	CASA-20-189550	GELC
Sandia below Wetlands	09/05/2019	WS	F	INIT	REG	Inorganic	SW-846:6020B	Arsenic	As	Y	3.69	—	—	2	µg/L	Y	J	J	N3B-2019-3227	CASA-19-185396	GELC
Sandia below Wetlands	09/05/2019	WS	F	INIT	FD	Inorganic	SW-846:6020B	Arsenic	As	Y	3.48	—	—	2	µg/L	Y	J	J	N3B-2019-3227	CASA-19-185407	GELC
Sandia below Wetlands	09/05/2019	WS	UF	INIT	REG	Inorganic	SW-846:6020B	Arsenic	As	Y	4.04	—	—	2	µg/L	Y	J	J	N3B-2019-3227	CASA-19-185393	GELC
Sandia below Wetlands	09/05/2019	WS	UF	INIT	FD	Inorganic	SW-846:6020B	Arsenic	As	Y	3.53	—	—	2	µg/L	Y	J	J	N3B-2019-3227	CASA-19-185406	GELC
Sandia below Wetlands	08/21/2020	WS	F	INIT	REG	Inorganic	SW-846:6010C	Barium	Ba	Y	23.7	—	—	1	µg/L	Y	—	NQ	N3B-2020-1601	CASA-20-199015	GELC
Sandia below Wetlands	08/21/2020	WS	UF	INIT	REG	Inorganic	SW-846:6010C	Barium	Ba	Y	27.8	—	—	1	µg/L	Y	—	NQ	N3B-2020-1601	CASA-20-199014	GELC
Sandia below Wetlands	07/13/2020	WS	UF	INIT	REG	Inorganic	SW-846:6010C	Barium	Ba	Y	35.9	—	—	1	µg/L	Y	—	NQ	N3B-2020-1266	CASA-20-205482	GELC
Sandia below Wetlands	07/13/2020	WS	F	INIT	REG	Inorganic	SW-846:6010C	Barium	Ba	Y	30	—	—	1	µg/L	Y	—	NQ	N3B-2020-1266	CASA-20-205483	GELC
Sandia below Wetlands	02/26/2020	WS	F	INIT	REG	Inorganic	SW-846:6010C	Barium	Ba	Y	21.5	—	—	1	µg/L	Y	—	NQ	N3B-2020-949	CASA-20-194130	GELC
Sandia below Wetlands	02/26/2020	WS	F	INIT	FD	Inorganic	SW-846:6010C	Barium	Ba	Y	20.4	—	—	1	µg/L	Y	—	NQ	N3B-2020-949	CASA-20-194136	GELC
Sandia below Wetlands	02/26/2020	WS	UF	INIT	REG	Inorganic	SW-846:6010C	Barium	Ba	Y	22.5	—	—	1	µg/L	Y	—	NQ	N3B-2020-949	CASA-20-194129	GELC
Sandia below Wetlands	02/26/2020	WS	UF	INIT	FD	Inorganic	SW-846:6010C	Barium	Ba	Y	22.5	—	—	1	µg/L	Y	—	NQ	N3B-2020-949	CASA-20-194135	GELC
Sandia below Wetlands	11/13/2019	WS	UF	INIT	REG	Inorganic	SW-846:6010C	Barium	Ba	Y	22.7	—	—	1	µg/L	Y	—	NQ	N3B-2020-340	CASA-20-189549	GELC
Sandia below Wetlands	11/13/2019	WS	F	INIT	REG	Inorganic	SW-846:6010C	Barium	Ba	Y	19.6	—	—	1	µg/L	Y	—	NQ	N3B-2020-340	CASA-20-189550	GELC
Sandia below Wetlands	09/05/2019	WS	F	INIT	REG	Inorganic	SW-846:6010C	Barium	Ba	Y	31.9	—	—	1	µg/L	Y	—	NQ	N3B-2019-3227	CASA-19-185396	GELC
Sandia below Wetlands	09/05/2019	WS	F	INIT	FD	Inorganic	SW-846:6010C	Barium	Ba	Y	31.7	—	—	1	µg/L	Y	—	NQ	N3B-2019-3227	CASA-19-185407	GELC

Table C-2 Analytical Detections from the Periodic Monitoring Events Reported in this Periodic Monitoring Report Plus Results from the Four Previous Monitoring Events if Available

Location ID	Sample Date	Sample Type	Field Preparation Code	Analysis Type Code	Sample Purpose	Method Category	Lab Method	Parameter Name	Parameter Code	Detected	Report Result	Lab Uncertainty	Report MDA	Report MDL	Report Unit	Best Value	Lab Qualifier	Validation Qualifier	COC #	Field Sample ID	Lab ID
Sandia below Wetlands	09/05/2019	WS	UF	INIT	REG	Inorganic	SW-846:6010C	Barium	Ba	Y	37.9	—	—	1	µg/L	Y	—	NQ	N3B-2019-3227	CASA-19-185393	GELC
Sandia below Wetlands	09/05/2019	WS	UF	INIT	FD	Inorganic	SW-846:6010C	Barium	Ba	Y	37.1	—	—	1	µg/L	Y	—	NQ	N3B-2019-3227	CASA-19-185406	GELC
Sandia below Wetlands	08/21/2020	WS	F	INIT	REG	Inorganic	SW-846:6010C	Boron	B	Y	112	—	—	15	µg/L	Y	—	NQ	N3B-2020-1601	CASA-20-199015	GELC
Sandia below Wetlands	08/21/2020	WS	UF	INIT	REG	Inorganic	SW-846:6010C	Boron	B	Y	114	—	—	15	µg/L	Y	—	NQ	N3B-2020-1601	CASA-20-199014	GELC
Sandia below Wetlands	07/13/2020	WS	UF	INIT	REG	Inorganic	SW-846:6010C	Boron	B	Y	109	—	—	15	µg/L	Y	—	NQ	N3B-2020-1266	CASA-20-205482	GELC
Sandia below Wetlands	07/13/2020	WS	F	INIT	REG	Inorganic	SW-846:6010C	Boron	B	Y	112	—	—	15	µg/L	Y	—	NQ	N3B-2020-1266	CASA-20-205483	GELC
Sandia below Wetlands	02/26/2020	WS	F	INIT	REG	Inorganic	SW-846:6010C	Boron	B	Y	66.5	—	—	15	µg/L	Y	—	NQ	N3B-2020-949	CASA-20-194130	GELC
Sandia below Wetlands	02/26/2020	WS	F	INIT	FD	Inorganic	SW-846:6010C	Boron	B	Y	62	—	—	15	µg/L	Y	—	NQ	N3B-2020-949	CASA-20-194136	GELC
Sandia below Wetlands	02/26/2020	WS	UF	INIT	REG	Inorganic	SW-846:6010C	Boron	B	Y	66.9	—	—	15	µg/L	Y	—	NQ	N3B-2020-949	CASA-20-194129	GELC
Sandia below Wetlands	02/26/2020	WS	UF	INIT	FD	Inorganic	SW-846:6010C	Boron	B	Y	64.3	—	—	15	µg/L	Y	—	NQ	N3B-2020-949	CASA-20-194135	GELC
Sandia below Wetlands	11/13/2019	WS	UF	INIT	REG	Inorganic	SW-846:6010C	Boron	B	Y	76.5	—	—	15	µg/L	Y	—	NQ	N3B-2020-340	CASA-20-189549	GELC
Sandia below Wetlands	11/13/2019	WS	F	INIT	REG	Inorganic	SW-846:6010C	Boron	B	Y	73.3	—	—	15	µg/L	Y	—	NQ	N3B-2020-340	CASA-20-189550	GELC
Sandia below Wetlands	09/05/2019	WS	F	INIT	REG	Inorganic	SW-846:6010C	Boron	B	Y	101	—	—	15	µg/L	Y	—	NQ	N3B-2019-3227	CASA-19-185396	GELC
Sandia below Wetlands	09/05/2019	WS	F	INIT	FD	Inorganic	SW-846:6010C	Boron	B	Y	98.5	—	—	15	µg/L	Y	—	NQ	N3B-2019-3227	CASA-19-185407	GELC
Sandia below Wetlands	09/05/2019	WS	UF	INIT	REG	Inorganic	SW-846:6010C	Boron	B	Y	97.1	—	—	15	µg/L	Y	—	NQ	N3B-2019-3227	CASA-19-185393	GELC
Sandia below Wetlands	09/05/2019	WS	UF	INIT	FD	Inorganic	SW-846:6010C	Boron	B	Y	98	—	—	15	µg/L	Y	—	NQ	N3B-2019-3227	CASA-19-185406	GELC
Sandia below Wetlands	08/21/2020	WS	F	INIT	REG	General Chemistry	EPA:300.0	Bromide	Br(-1)	Y	1.8	—	—	0.067	mg/L	Y	—	NQ	N3B-2020-1601	CASA-20-199015	GELC
Sandia below Wetlands	07/26/2019	WS	F	INIT	REG	General Chemistry	EPA:300.0	Bromide	Br(-1)	Y	1.45	—	—	0.067	mg/L	Y	—	NQ	N3B-2019-2670	CASA-19-182749	GELC
Sandia below Wetlands	02/25/2019	WS	F	INIT	REG	General Chemistry	EPA:300.0	Bromide	Br(-1)	Y	1.36	—	—	0.067	mg/L	Y	—	NQ	N3B-2019-952	CASA-19-166819	GELC
Sandia below Wetlands	11/26/2018	WS	F	INIT	REG	General Chemistry	EPA:300.0	Bromide	Br(-1)	Y	2	—	—	0.067	mg/L	Y	—	NQ	N3B-2019-534	CASA-19-164309	GELC
Sandia below Wetlands	07/24/2018	WS	F	INIT	REG	General Chemistry	EPA:300.0	Bromide	Br(-1)	Y	2.92	—	—	0.067	mg/L	Y	—	NQ	N3B-2018-3188	CASA-18-159882	GELC
Sandia below Wetlands	07/24/2018	WS	F	INIT	REG	General Chemistry	EPA:300.0	Bromide	Br(-1)	Y	2.92	—	—	0.067	mg/L	Y	—	NQ	N3B-2018-3184	CASA-18-159935	GELC
Sandia below Wetlands	08/21/2020	WS	F	INIT	REG	Inorganic	SW-846:6010C	Calcium	Ca	Y	19.9	—	—	0.05	mg/L	Y	—	NQ	N3B-2020-1601	CASA-20-199015	GELC
Sandia below Wetlands	08/21/2020	WS	UF	INIT	REG	Inorganic	SW-846:6010C	Calcium	Ca	Y	19.9	—	—	0.05	mg/L	Y	—	NQ	N3B-2020-1601	CASA-20-199014	GELC
Sandia below Wetlands	07/13/2020	WS	UF	INIT	REG	Inorganic	SW-846:6010C	Calcium	Ca	Y	20.4	—	—	0.05	mg/L	Y	—	NQ	N3B-2020-1266	CASA-20-205482	GELC
Sandia below Wetlands	07/13/2020	WS	F	INIT	REG	Inorganic	SW-846:6010C	Calcium	Ca	Y	20.7	—	—	0.05	mg/L	Y	—	NQ	N3B-2020-1266	CASA-20-205483	GELC
Sandia below Wetlands	02/26/2020	WS	F	INIT	REG	Inorganic	SW-846:6010C	Calcium	Ca	Y	15.9	—	—	0.05	mg/L	Y	—	NQ	N3B-2020-949	CASA-20-194130	GELC
Sandia below Wetlands	02/26/2020	WS	F	INIT	FD	Inorganic	SW-846:6010C	Calcium	Ca	Y	14.9	—	—	0.05	mg/L	Y	—	NQ	N3B-2020-949	CASA-20-194136	GELC

Table C-2 Analytical Detections from the Periodic Monitoring Events Reported in this Periodic Monitoring Report Plus Results from the Four Previous Monitoring Events if Available

Location ID	Sample Date	Sample Type	Field Preparation Code	Analysis Type Code	Sample Purpose	Method Category	Lab Method	Parameter Name	Parameter Code	Detected	Report Result	Lab Uncertainty	Report MDA	Report MDL	Report Unit	Best Value	Lab Qualifier	Validation Qualifier	COC #	Field Sample ID	Lab ID
Sandia below Wetlands	02/26/2020	WS	UF	INIT	REG	Inorganic	SW-846:6010C	Calcium	Ca	Y	16	—	—	0.05	mg/L	Y	—	NQ	N3B-2020-949	CASA-20-194129	GELC
Sandia below Wetlands	02/26/2020	WS	UF	INIT	FD	Inorganic	SW-846:6010C	Calcium	Ca	Y	15.4	—	—	0.05	mg/L	Y	—	NQ	N3B-2020-949	CASA-20-194135	GELC
Sandia below Wetlands	11/13/2019	WS	UF	INIT	REG	Inorganic	SW-846:6010C	Calcium	Ca	Y	18.9	—	—	0.05	mg/L	Y	—	NQ	N3B-2020-340	CASA-20-189549	GELC
Sandia below Wetlands	11/13/2019	WS	F	INIT	REG	Inorganic	SW-846:6010C	Calcium	Ca	Y	18.6	—	—	0.05	mg/L	Y	—	NQ	N3B-2020-340	CASA-20-189550	GELC
Sandia below Wetlands	09/05/2019	WS	F	INIT	REG	Inorganic	SW-846:6010C	Calcium	Ca	Y	22.6	—	—	0.05	mg/L	Y	—	NQ	N3B-2019-3227	CASA-19-185396	GELC
Sandia below Wetlands	09/05/2019	WS	F	INIT	FD	Inorganic	SW-846:6010C	Calcium	Ca	Y	22.6	—	—	0.05	mg/L	Y	—	NQ	N3B-2019-3227	CASA-19-185407	GELC
Sandia below Wetlands	09/05/2019	WS	UF	INIT	REG	Inorganic	SW-846:6010C	Calcium	Ca	Y	22.5	—	—	0.05	mg/L	Y	—	NQ	N3B-2019-3227	CASA-19-185393	GELC
Sandia below Wetlands	09/05/2019	WS	UF	INIT	FD	Inorganic	SW-846:6010C	Calcium	Ca	Y	22.3	—	—	0.05	mg/L	Y	—	NQ	N3B-2019-3227	CASA-19-185406	GELC
Sandia below Wetlands	08/21/2020	WS	UF	INIT	REG	RAD	EPA:901.1	Cesium-137	Cs-137	N	4.4	1.16	5.27	—	pCi/L	Y	U	U	N3B-2020-1601	CASA-20-199014	GELC
Sandia below Wetlands	07/26/2019	WS	UF	INIT	REG	RAD	EPA:901.1	Cesium-137	Cs-137	N	0.182	0.926	3.57	—	pCi/L	Y	U	U	N3B-2019-2670	CASA-19-182750	GELC
Sandia below Wetlands	07/24/2018	WS	UF	INIT	REG	RAD	EPA:901.1	Cesium-137	Cs-137	N	-0.478	0.793	2.76	—	pCi/L	Y	U	U	N3B-2018-3188	CASA-18-159883	GELC
Sandia below Wetlands	08/08/2017	WS	UF	INIT	REG	RAD	EPA:901.1	Cesium-137	Cs-137	N	1.59	1.13	4.71	—	pCi/L	Y	U	U	2017-2415	CASA-17-142050	GELC
Sandia below Wetlands	08/08/2016	WS	UF	INIT	REG	RAD	EPA:901.1	Cesium-137	Cs-137	N	2.88	1.37	4.35	—	pCi/L	Y	U	U	2016-1993	CASA-16-124333	GELC
Sandia below Wetlands	08/21/2020	WS	F	INIT	REG	General Chemistry	EPA:300.0	Chloride	Cl(-1)	Y	40.8	—	—	0.67	mg/L	Y	—	NQ	N3B-2020-1601	CASA-20-199015	GELC
Sandia below Wetlands	07/26/2019	WS	F	INIT	REG	General Chemistry	EPA:300.0	Chloride	Cl(-1)	Y	52.7	—	—	0.67	mg/L	Y	—	NQ	N3B-2019-2670	CASA-19-182749	GELC
Sandia below Wetlands	02/25/2019	WS	F	INIT	REG	General Chemistry	EPA:300.0	Chloride	Cl(-1)	Y	204	—	—	2.68	mg/L	Y	—	NQ	N3B-2019-952	CASA-19-166819	GELC
Sandia below Wetlands	11/26/2018	WS	F	INIT	REG	General Chemistry	EPA:300.0	Chloride	Cl(-1)	Y	42.2	—	—	0.67	mg/L	Y	—	NQ	N3B-2019-534	CASA-19-164309	GELC
Sandia below Wetlands	07/24/2018	WS	F	INIT	REG	General Chemistry	EPA:300.0	Chloride	Cl(-1)	Y	41.8	—	—	0.67	mg/L	Y	—	NQ	N3B-2018-3188	CASA-18-159882	GELC
Sandia below Wetlands	07/24/2018	WS	F	INIT	REG	General Chemistry	EPA:300.0	Chloride	Cl(-1)	Y	41.7	—	—	0.67	mg/L	Y	—	NQ	N3B-2018-3184	CASA-18-159935	GELC
Sandia below Wetlands	08/21/2020	WS	F	INIT	REG	Inorganic	SW-846:6020B	Chromium	Cr	Y	3.76	—	—	3	µg/L	Y	J	J	N3B-2020-1601	CASA-20-199015	GELC
Sandia below Wetlands	08/21/2020	WS	UF	INIT	REG	Inorganic	SW-846:6020B	Chromium	Cr	Y	3.49	—	—	3	µg/L	Y	J	J	N3B-2020-1601	CASA-20-199014	GELC
Sandia below Wetlands	07/13/2020	WS	UF	INIT	REG	Inorganic	SW-846:6020B	Chromium	Cr	Y	5.16	—	—	3	µg/L	Y	J	J	N3B-2020-1266	CASA-20-205482	GELC
Sandia below Wetlands	07/13/2020	WS	F	INIT	REG	Inorganic	SW-846:6020B	Chromium	Cr	Y	4.09	—	—	3	µg/L	Y	J	J	N3B-2020-1266	CASA-20-205483	GELC
Sandia below Wetlands	02/26/2020	WS	F	INIT	REG	Inorganic	SW-846:6020B	Chromium	Cr	N	3	—	—	3	µg/L	Y	U	U	N3B-2020-949	CASA-20-194130	GELC
Sandia below Wetlands	02/26/2020	WS	F	INIT	FD	Inorganic	SW-846:6020B	Chromium	Cr	Y	3.55	—	—	3	µg/L	Y	J	J	N3B-2020-949	CASA-20-194136	GELC
Sandia below Wetlands	02/26/2020	WS	UF	INIT	REG	Inorganic	SW-846:6020B	Chromium	Cr	Y	3.29	—	—	3	µg/L	Y	J	J	N3B-2020-949	CASA-20-194129	GELC
Sandia below Wetlands	02/26/2020	WS	UF	INIT	FD	Inorganic	SW-846:6020B	Chromium	Cr	Y	4.04	—	—	3	µg/L	Y	J	J	N3B-2020-949	CASA-20-194135	GELC
Sandia below Wetlands	11/13/2019	WS	UF	INIT	REG	Inorganic	SW-846:6020B	Chromium	Cr	N	3	—	—	3	µg/L	Y	U	U	N3B-2020-340	CASA-20-189549	GELC

Table C-2 Analytical Detections from the Periodic Monitoring Events Reported in this Periodic Monitoring Report Plus Results from the Four Previous Monitoring Events if Available

Location ID	Sample Date	Sample Type	Field Preparation Code	Analysis Type Code	Sample Purpose	Method Category	Lab Method	Parameter Name	Parameter Code	Detected	Report Result	Lab Uncertainty	Report MDA	Report MDL	Report Unit	Best Value	Lab Qualifier	Validation Qualifier	COC #	Field Sample ID	Lab ID
Sandia below Wetlands	11/13/2019	WS	F	INIT	REG	Inorganic	SW-846:6020B	Chromium	Cr	N	3	—	—	3	µg/L	Y	U	U	N3B-2020-340	CASA-20-189550	GELC
Sandia below Wetlands	09/05/2019	WS	F	INIT	REG	Inorganic	SW-846:6020B	Chromium	Cr	Y	3.89	—	—	3	µg/L	Y	J	J	N3B-2019-3227	CASA-19-185396	GELC
Sandia below Wetlands	09/05/2019	WS	F	INIT	FD	Inorganic	SW-846:6020B	Chromium	Cr	Y	3.86	—	—	3	µg/L	Y	J	J	N3B-2019-3227	CASA-19-185407	GELC
Sandia below Wetlands	09/05/2019	WS	UF	INIT	REG	Inorganic	SW-846:6020B	Chromium	Cr	Y	4.33	—	—	3	µg/L	Y	J	J	N3B-2019-3227	CASA-19-185393	GELC
Sandia below Wetlands	09/05/2019	WS	UF	INIT	FD	Inorganic	SW-846:6020B	Chromium	Cr	Y	4.03	—	—	3	µg/L	Y	J	J	N3B-2019-3227	CASA-19-185406	GELC
Sandia below Wetlands	08/21/2020	WS	F	INIT	REG	Inorganic	SW-846:6010C	Cobalt	Co	Y	1.24	—	—	1	µg/L	Y	J	J	N3B-2020-1601	CASA-20-199015	GELC
Sandia below Wetlands	07/13/2020	WS	F	INIT	REG	Inorganic	SW-846:6010C	Cobalt	Co	N	1	—	—	1	µg/L	Y	U	U	N3B-2020-1266	CASA-20-205483	GELC
Sandia below Wetlands	02/26/2020	WS	F	INIT	REG	Inorganic	SW-846:6010C	Cobalt	Co	N	1.27	—	—	1	µg/L	Y	J	U	N3B-2020-949	CASA-20-194130	GELC
Sandia below Wetlands	02/26/2020	WS	F	INIT	FD	Inorganic	SW-846:6010C	Cobalt	Co	N	1	—	—	1	µg/L	Y	U	U	N3B-2020-949	CASA-20-194136	GELC
Sandia below Wetlands	11/13/2019	WS	F	INIT	REG	Inorganic	SW-846:6010C	Cobalt	Co	N	1	—	—	1	µg/L	Y	U	U	N3B-2020-340	CASA-20-189550	GELC
Sandia below Wetlands	09/05/2019	WS	F	INIT	REG	Inorganic	SW-846:6010C	Cobalt	Co	N	1	—	—	1	µg/L	Y	U	U	N3B-2019-3227	CASA-19-185396	GELC
Sandia below Wetlands	09/05/2019	WS	F	INIT	FD	Inorganic	SW-846:6010C	Cobalt	Co	N	1	—	—	1	µg/L	Y	U	U	N3B-2019-3227	CASA-19-185407	GELC
Sandia below Wetlands	08/21/2020	WS	UF	INIT	REG	RAD	EPA:901.1	Cobalt-60	Co-60	N	1.48	1.25	5.21	—	pCi/L	Y	U	U	N3B-2020-1601	CASA-20-199014	GELC
Sandia below Wetlands	07/26/2019	WS	UF	INIT	REG	RAD	EPA:901.1	Cobalt-60	Co-60	N	0.913	1.01	4.18	—	pCi/L	Y	U	U	N3B-2019-2670	CASA-19-182750	GELC
Sandia below Wetlands	07/24/2018	WS	UF	INIT	REG	RAD	EPA:901.1	Cobalt-60	Co-60	N	1.41	0.968	3.4	—	pCi/L	Y	U	U	N3B-2018-3188	CASA-18-159883	GELC
Sandia below Wetlands	08/08/2017	WS	UF	INIT	REG	RAD	EPA:901.1	Cobalt-60	Co-60	N	-0.507	0.886	3.43	—	pCi/L	Y	U	U	2017-2415	CASA-17-142050	GELC
Sandia below Wetlands	08/08/2016	WS	UF	INIT	REG	RAD	EPA:901.1	Cobalt-60	Co-60	N	1.26	1.43	5.74	—	pCi/L	Y	U	U	2016-1993	CASA-16-124333	GELC
Sandia below Wetlands	08/21/2020	WS	UF	INIT	REG	Inorganic	EPA:335.4	Cyanide (Total)	CN(TOTAL)	Y	0.0017	—	—	0.00167	mg/L	Y	J	J	N3B-2020-1601	CASA-20-199014	GELC
Sandia below Wetlands	07/26/2019	WS	UF	INIT	REG	Inorganic	EPA:335.4	Cyanide (Total)	CN(TOTAL)	N	0.00167	—	—	0.00167	mg/L	Y	U	U	N3B-2019-2670	CASA-19-182750	GELC
Sandia below Wetlands	07/24/2018	WS	UF	INIT	REG	Inorganic	EPA:335.4	Cyanide (Total)	CN(TOTAL)	Y	0.00336	—	—	0.00167	mg/L	Y	J	J	N3B-2018-3188	CASA-18-159883	GELC
Sandia below Wetlands	08/08/2017	WS	UF	INIT	REG	Inorganic	EPA:335.4	Cyanide (Total)	CN(TOTAL)	Y	0.00245	—	—	0.00167	mg/L	Y	J	J	2017-2415	CASA-17-142050	GELC
Sandia below Wetlands	08/08/2016	WS	UF	INIT	REG	Inorganic	EPA:335.4	Cyanide (Total)	CN(TOTAL)	Y	0.00275	—	—	0.00167	mg/L	Y	J	J	2016-1993	CASA-16-124333	GELC
Sandia below Wetlands	08/21/2020	WS	F	INIT	REG	General Chemistry	EPA:300.0	Fluoride	F(-1)	Y	0.35	—	—	0.033	mg/L	Y	—	NQ	N3B-2020-1601	CASA-20-199015	GELC
Sandia below Wetlands	07/26/2019	WS	F	INIT	REG	General Chemistry	EPA:300.0	Fluoride	F(-1)	Y	0.424	—	—	0.033	mg/L	Y	—	NQ	N3B-2019-2670	CASA-19-182749	GELC
Sandia below Wetlands	02/25/2019	WS	F	INIT	REG	General Chemistry	EPA:300.0	Fluoride	F(-1)	Y	0.283	—	—	0.033	mg/L	Y	—	NQ	N3B-2019-952	CASA-19-166819	GELC
Sandia below Wetlands	11/26/2018	WS	F	INIT	REG	General Chemistry	EPA:300.0	Fluoride	F(-1)	Y	0.186	—	—	0.033	mg/L	Y	—	NQ	N3B-2019-534	CASA-19-164309	GELC
Sandia below Wetlands	07/24/2018	WS	F	INIT	REG	General Chemistry	EPA:300.0	Fluoride	F(-1)	Y	0.438	—	—	0.033	mg/L	Y	—	NQ	N3B-2018-3188	CASA-18-159882	GELC
Sandia below Wetlands	07/24/2018	WS	F	INIT	REG	General Chemistry	EPA:300.0	Fluoride	F(-1)	Y	0.429	—	—	0.033	mg/L	Y	—	NQ	N3B-2018-3184	CASA-18-159935	GELC

Table C-2 Analytical Detections from the Periodic Monitoring Events Reported in this Periodic Monitoring Report Plus Results from the Four Previous Monitoring Events if Available

Location ID	Sample Date	Sample Type	Field Preparation Code	Analysis Type Code	Sample Purpose	Method Category	Lab Method	Parameter Name	Parameter Code	Detected	Report Result	Lab Uncertainty	Report MDA	Report MDL	Report Unit	Best Value	Lab Qualifier	Validation Qualifier	COC #	Field Sample ID	Lab ID
Sandia below Wetlands	08/21/2020	WS	UF	INIT	REG	RAD	EPA:900	Gross alpha	GROSSA	N	-0.256	0.633	2.77	—	pCi/L	Y	U	U	N3B-2020-1601	CASA-20-199014	GELC
Sandia below Wetlands	07/26/2019	WS	UF	INIT	REG	RAD	EPA:900	Gross alpha	GROSSA	N	0.974	0.833	2.92	—	pCi/L	Y	U	U	N3B-2019-2670	CASA-19-182750	GELC
Sandia below Wetlands	07/24/2018	WS	UF	INIT	REG	RAD	EPA:900	Gross alpha	GROSSA	N	0.253	0.739	2.9	—	pCi/L	Y	U	U	N3B-2018-3188	CASA-18-159883	GELC
Sandia below Wetlands	08/08/2017	WS	UF	INIT	REG	RAD	EPA:900	Gross alpha	GROSSA	N	0.274	0.722	2.87	—	pCi/L	Y	U	U	2017-2415	CASA-17-142050	GELC
Sandia below Wetlands	08/08/2016	WS	UF	INIT	REG	RAD	EPA:900	Gross alpha	GROSSA	Y	4.2	1.29	2.9	—	pCi/L	Y	—	NQ	2016-1993	CASA-16-124333	GELC
Sandia below Wetlands	08/21/2020	WS	UF	INIT	REG	RAD	EPA:900	Gross beta	GROSSB	Y	11.7	1.35	2.8	—	pCi/L	Y	—	NQ	N3B-2020-1601	CASA-20-199014	GELC
Sandia below Wetlands	07/26/2019	WS	UF	INIT	REG	RAD	EPA:900	Gross beta	GROSSB	Y	12	1.03	2.33	—	pCi/L	Y	—	NQ	N3B-2019-2670	CASA-19-182750	GELC
Sandia below Wetlands	07/24/2018	WS	UF	INIT	REG	RAD	EPA:900	Gross beta	GROSSB	Y	7.96	0.855	2.17	—	pCi/L	Y	—	NQ	N3B-2018-3188	CASA-18-159883	GELC
Sandia below Wetlands	08/08/2017	WS	UF	INIT	REG	RAD	EPA:900	Gross beta	GROSSB	Y	8.9	0.495	1.22	—	pCi/L	Y	—	NQ	2017-2415	CASA-17-142050	GELC
Sandia below Wetlands	08/08/2016	WS	UF	INIT	REG	RAD	EPA:900	Gross beta	GROSSB	Y	12.2	0.463	0.853	—	pCi/L	Y	—	NQ	2016-1993	CASA-16-124333	GELC
Sandia below Wetlands	08/21/2020	WS	F	INIT	REG	Inorganic	SM:A2340B	Hardness	Hardness	Y	74	—	—	0.453	mg/L	Y	—	NQ	N3B-2020-1601	CASA-20-199015	GELC
Sandia below Wetlands	08/21/2020	WS	UF	INIT	REG	Inorganic	SM:A2340B	Hardness	Hardness	Y	74	—	—	0.453	mg/L	Y	—	NQ	N3B-2020-1601	CASA-20-199014	GELC
Sandia below Wetlands	07/13/2020	WS	UF	INIT	REG	Inorganic	SM:A2340B	Hardness	Hardness	Y	74.4	—	—	0.453	mg/L	Y	—	NQ	N3B-2020-1266	CASA-20-205482	GELC
Sandia below Wetlands	07/13/2020	WS	F	INIT	REG	Inorganic	SM:A2340B	Hardness	Hardness	Y	75.6	—	—	0.453	mg/L	Y	—	NQ	N3B-2020-1266	CASA-20-205483	GELC
Sandia below Wetlands	02/26/2020	WS	F	INIT	REG	Inorganic	SM:A2340B	Hardness	Hardness	Y	59.6	—	—	0.453	mg/L	Y	—	NQ	N3B-2020-949	CASA-20-194130	GELC
Sandia below Wetlands	02/26/2020	WS	F	INIT	FD	Inorganic	SM:A2340B	Hardness	Hardness	Y	55.7	—	—	0.453	mg/L	Y	—	NQ	N3B-2020-949	CASA-20-194136	GELC
Sandia below Wetlands	02/26/2020	WS	UF	INIT	REG	Inorganic	SM:A2340B	Hardness	Hardness	Y	59.9	—	—	0.453	mg/L	Y	—	NQ	N3B-2020-949	CASA-20-194129	GELC
Sandia below Wetlands	02/26/2020	WS	UF	INIT	FD	Inorganic	SM:A2340B	Hardness	Hardness	Y	57.1	—	—	0.453	mg/L	Y	—	NQ	N3B-2020-949	CASA-20-194135	GELC
Sandia below Wetlands	11/13/2019	WS	UF	INIT	REG	Inorganic	SM:A2340B	Hardness	Hardness	Y	72	—	—	0.453	mg/L	Y	—	NQ	N3B-2020-340	CASA-20-189549	GELC
Sandia below Wetlands	11/13/2019	WS	F	INIT	REG	Inorganic	SM:A2340B	Hardness	Hardness	Y	70.5	—	—	0.453	mg/L	Y	—	NQ	N3B-2020-340	CASA-20-189550	GELC
Sandia below Wetlands	09/05/2019	WS	F	INIT	REG	Inorganic	SM:A2340B	Hardness	Hardness	Y	82.3	—	—	0.453	mg/L	Y	—	NQ	N3B-2019-3227	CASA-19-185396	GELC
Sandia below Wetlands	09/05/2019	WS	F	INIT	FD	Inorganic	SM:A2340B	Hardness	Hardness	Y	82	—	—	0.453	mg/L	Y	—	NQ	N3B-2019-3227	CASA-19-185407	GELC
Sandia below Wetlands	09/05/2019	WS	UF	INIT	REG	Inorganic	SM:A2340B	Hardness	Hardness	Y	81.2	—	—	0.453	mg/L	Y	—	NQ	N3B-2019-3227	CASA-19-185393	GELC
Sandia below Wetlands	09/05/2019	WS	UF	INIT	FD	Inorganic	SM:A2340B	Hardness	Hardness	Y	80.9	—	—	0.453	mg/L	Y	—	NQ	N3B-2019-3227	CASA-19-185406	GELC
Sandia below Wetlands	08/21/2020	WS	UF	INIT	REG	HRGC/HRMS	SW-846:8290A	Heptachlorodibenzodioxin[1,2,3,4,6,7,8-]	35822-46-9	Y	0.00000703	—	—	0.0000182	µg/L	Y	J	J	N3B-2020-1603	CASA-20-199014	CFA
Sandia below Wetlands	08/20/2015	WS	UF	INIT	REG	HRGC/HRMS	SW-846:8290A	Heptachlorodibenzodioxin[1,2,3,4,6,7,8-]	35822-46-9	Y	0.00000749	—	—	0.0000178	µg/L	Y	J	J	2015-2233	CASA-15-102641	CFA
Sandia below Wetlands	08/21/2020	WS	UF	INIT	REG	HRGC/HRMS	SW-846:8290A	Heptachlorodibenzodioxins (Total)	37871-00-4	Y	0.00000703	—	—	—	µg/L	Y	J	J	N3B-2020-1603	CASA-20-199014	CFA
Sandia below Wetlands	08/20/2015	WS	UF	INIT	REG	HRGC/HRMS	SW-846:8290A	Heptachlorodibenzodioxins (Total)	37871-00-4	Y	0.0000145	—	—	0.0000178	µg/L	Y	J	J	2015-2233	CASA-15-102641	CFA

Table C-2 Analytical Detections from the Periodic Monitoring Events Reported in this Periodic Monitoring Report Plus Results from the Four Previous Monitoring Events if Available

Location ID	Sample Date	Sample Type	Field Preparation Code	Analysis Type Code	Sample Purpose	Method Category	Lab Method	Parameter Name	Parameter Code	Detected	Report Result	Lab Uncertainty	Report MDA	Report MDL	Report Unit	Best Value	Lab Qualifier	Validation Qualifier	COC #	Field Sample ID	Lab ID
Sandia below Wetlands	08/21/2020	WS	F	INIT	REG	Inorganic	SW-846:6010C	Iron	Fe	Y	388	—	—	30	µg/L	Y	—	NQ	N3B-2020-1601	CASA-20-199015	GELC
Sandia below Wetlands	08/21/2020	WS	UF	INIT	REG	Inorganic	SW-846:6010C	Iron	Fe	Y	575	—	—	30	µg/L	Y	—	NQ	N3B-2020-1601	CASA-20-199014	GELC
Sandia below Wetlands	07/13/2020	WS	UF	INIT	REG	Inorganic	SW-846:6010C	Iron	Fe	Y	903	—	—	30	µg/L	Y	—	NQ	N3B-2020-1266	CASA-20-205482	GELC
Sandia below Wetlands	07/13/2020	WS	F	INIT	REG	Inorganic	SW-846:6010C	Iron	Fe	Y	648	—	—	30	µg/L	Y	—	NQ	N3B-2020-1266	CASA-20-205483	GELC
Sandia below Wetlands	02/26/2020	WS	F	INIT	REG	Inorganic	SW-846:6010C	Iron	Fe	N	179	—	—	30	µg/L	Y	—	U	N3B-2020-949	CASA-20-194130	GELC
Sandia below Wetlands	02/26/2020	WS	F	INIT	FD	Inorganic	SW-846:6010C	Iron	Fe	N	155	—	—	30	µg/L	Y	—	U	N3B-2020-949	CASA-20-194136	GELC
Sandia below Wetlands	02/26/2020	WS	UF	INIT	REG	Inorganic	SW-846:6010C	Iron	Fe	N	217	—	—	30	µg/L	Y	—	U	N3B-2020-949	CASA-20-194129	GELC
Sandia below Wetlands	02/26/2020	WS	UF	INIT	FD	Inorganic	SW-846:6010C	Iron	Fe	N	261	—	—	30	µg/L	Y	—	U	N3B-2020-949	CASA-20-194135	GELC
Sandia below Wetlands	11/13/2019	WS	UF	INIT	REG	Inorganic	SW-846:6010C	Iron	Fe	Y	372	—	—	30	µg/L	Y	—	NQ	N3B-2020-340	CASA-20-189549	GELC
Sandia below Wetlands	11/13/2019	WS	F	INIT	REG	Inorganic	SW-846:6010C	Iron	Fe	Y	238	—	—	30	µg/L	Y	—	NQ	N3B-2020-340	CASA-20-189550	GELC
Sandia below Wetlands	09/05/2019	WS	F	INIT	REG	Inorganic	SW-846:6010C	Iron	Fe	Y	523	—	—	30	µg/L	Y	—	NQ	N3B-2019-3227	CASA-19-185396	GELC
Sandia below Wetlands	09/05/2019	WS	F	INIT	FD	Inorganic	SW-846:6010C	Iron	Fe	Y	518	—	—	30	µg/L	Y	—	NQ	N3B-2019-3227	CASA-19-185407	GELC
Sandia below Wetlands	09/05/2019	WS	UF	INIT	REG	Inorganic	SW-846:6010C	Iron	Fe	Y	883	—	—	30	µg/L	Y	—	NQ	N3B-2019-3227	CASA-19-185393	GELC
Sandia below Wetlands	09/05/2019	WS	UF	INIT	FD	Inorganic	SW-846:6010C	Iron	Fe	Y	775	—	—	30	µg/L	Y	—	NQ	N3B-2019-3227	CASA-19-185406	GELC
Sandia below Wetlands	08/21/2020	WS	F	INIT	REG	Inorganic	SW-846:6010C	Magnesium	Mg	Y	5.91	—	—	0.11	mg/L	Y	—	NQ	N3B-2020-1601	CASA-20-199015	GELC
Sandia below Wetlands	08/21/2020	WS	UF	INIT	REG	Inorganic	SW-846:6010C	Magnesium	Mg	Y	5.92	—	—	0.11	mg/L	Y	—	NQ	N3B-2020-1601	CASA-20-199014	GELC
Sandia below Wetlands	07/13/2020	WS	UF	INIT	REG	Inorganic	SW-846:6010C	Magnesium	Mg	Y	5.7	—	—	0.11	mg/L	Y	—	NQ	N3B-2020-1266	CASA-20-205482	GELC
Sandia below Wetlands	07/13/2020	WS	F	INIT	REG	Inorganic	SW-846:6010C	Magnesium	Mg	Y	5.81	—	—	0.11	mg/L	Y	—	NQ	N3B-2020-1266	CASA-20-205483	GELC
Sandia below Wetlands	02/26/2020	WS	F	INIT	REG	Inorganic	SW-846:6010C	Magnesium	Mg	Y	4.81	—	—	0.11	mg/L	Y	—	NQ	N3B-2020-949	CASA-20-194130	GELC
Sandia below Wetlands	02/26/2020	WS	F	INIT	FD	Inorganic	SW-846:6010C	Magnesium	Mg	Y	4.46	—	—	0.11	mg/L	Y	—	NQ	N3B-2020-949	CASA-20-194136	GELC
Sandia below Wetlands	02/26/2020	WS	UF	INIT	REG	Inorganic	SW-846:6010C	Magnesium	Mg	Y	4.85	—	—	0.11	mg/L	Y	—	NQ	N3B-2020-949	CASA-20-194129	GELC
Sandia below Wetlands	02/26/2020	WS	UF	INIT	FD	Inorganic	SW-846:6010C	Magnesium	Mg	Y	4.54	—	—	0.11	mg/L	Y	—	NQ	N3B-2020-949	CASA-20-194135	GELC
Sandia below Wetlands	11/13/2019	WS	UF	INIT	REG	Inorganic	SW-846:6010C	Magnesium	Mg	Y	6	—	—	0.11	mg/L	Y	—	NQ	N3B-2020-340	CASA-20-189549	GELC
Sandia below Wetlands	11/13/2019	WS	F	INIT	REG	Inorganic	SW-846:6010C	Magnesium	Mg	Y	5.86	—	—	0.11	mg/L	Y	—	NQ	N3B-2020-340	CASA-20-189550	GELC
Sandia below Wetlands	09/05/2019	WS	F	INIT	REG	Inorganic	SW-846:6010C	Magnesium	Mg	Y	6.25	—	—	0.11	mg/L	Y	—	NQ	N3B-2019-3227	CASA-19-185396	GELC
Sandia below Wetlands	09/05/2019	WS	F	INIT	FD	Inorganic	SW-846:6010C	Magnesium	Mg	Y	6.23	—	—	0.11	mg/L	Y	—	NQ	N3B-2019-3227	CASA-19-185407	GELC
Sandia below Wetlands	09/05/2019	WS	UF	INIT	REG	Inorganic	SW-846:6010C	Magnesium	Mg	Y	6.09	—	—	0.11	mg/L	Y	—	NQ	N3B-2019-3227	CASA-19-185393	GELC
Sandia below Wetlands	09/05/2019	WS	UF	INIT	FD	Inorganic	SW-846:6010C	Magnesium	Mg	Y	6.13	—	—	0.11	mg/L	Y	—	NQ	N3B-2019-3227	CASA-19-185406	GELC

Table C-2 Analytical Detections from the Periodic Monitoring Events Reported in this Periodic Monitoring Report Plus Results from the Four Previous Monitoring Events if Available

Location ID	Sample Date	Sample Type	Field Preparation Code	Analysis Type Code	Sample Purpose	Method Category	Lab Method	Parameter Name	Parameter Code	Detected	Report Result	Lab Uncertainty	Report MDA	Report MDL	Report Unit	Best Value	Lab Qualifier	Validation Qualifier	COC #	Field Sample ID	Lab ID
Sandia below Wetlands	08/21/2020	WS	F	INIT	REG	Inorganic	SW-846:6010C	Manganese	Mn	Y	52.8	—	—	2	µg/L	Y	—	NQ	N3B-2020-1601	CASA-20-199015	GELC
Sandia below Wetlands	08/21/2020	WS	UF	INIT	REG	Inorganic	SW-846:6010C	Manganese	Mn	Y	65	—	—	2	µg/L	Y	—	NQ	N3B-2020-1601	CASA-20-199014	GELC
Sandia below Wetlands	07/13/2020	WS	UF	INIT	REG	Inorganic	SW-846:6010C	Manganese	Mn	Y	126	—	—	2	µg/L	Y	—	NQ	N3B-2020-1266	CASA-20-205482	GELC
Sandia below Wetlands	07/13/2020	WS	F	INIT	REG	Inorganic	SW-846:6010C	Manganese	Mn	Y	140	—	—	2	µg/L	Y	—	NQ	N3B-2020-1266	CASA-20-205483	GELC
Sandia below Wetlands	02/26/2020	WS	F	INIT	REG	Inorganic	SW-846:6010C	Manganese	Mn	Y	6.7	—	—	2	µg/L	Y	J	J	N3B-2020-949	CASA-20-194130	GELC
Sandia below Wetlands	02/26/2020	WS	F	INIT	FD	Inorganic	SW-846:6010C	Manganese	Mn	Y	6.09	—	—	2	µg/L	Y	J	J	N3B-2020-949	CASA-20-194136	GELC
Sandia below Wetlands	02/26/2020	WS	UF	INIT	REG	Inorganic	SW-846:6010C	Manganese	Mn	Y	9.19	—	—	2	µg/L	Y	J	J	N3B-2020-949	CASA-20-194129	GELC
Sandia below Wetlands	02/26/2020	WS	UF	INIT	FD	Inorganic	SW-846:6010C	Manganese	Mn	Y	11.1	—	—	2	µg/L	Y	—	NQ	N3B-2020-949	CASA-20-194135	GELC
Sandia below Wetlands	11/13/2019	WS	UF	INIT	REG	Inorganic	SW-846:6010C	Manganese	Mn	Y	15.7	—	—	2	µg/L	Y	—	NQ	N3B-2020-340	CASA-20-189549	GELC
Sandia below Wetlands	11/13/2019	WS	F	INIT	REG	Inorganic	SW-846:6010C	Manganese	Mn	Y	12.4	—	—	2	µg/L	Y	—	NQ	N3B-2020-340	CASA-20-189550	GELC
Sandia below Wetlands	09/05/2019	WS	F	INIT	REG	Inorganic	SW-846:6010C	Manganese	Mn	Y	65.5	—	—	2	µg/L	Y	—	NQ	N3B-2019-3227	CASA-19-185396	GELC
Sandia below Wetlands	09/05/2019	WS	F	INIT	FD	Inorganic	SW-846:6010C	Manganese	Mn	Y	65.1	—	—	2	µg/L	Y	—	NQ	N3B-2019-3227	CASA-19-185407	GELC
Sandia below Wetlands	09/05/2019	WS	UF	INIT	REG	Inorganic	SW-846:6010C	Manganese	Mn	Y	86.8	—	—	2	µg/L	Y	—	NQ	N3B-2019-3227	CASA-19-185393	GELC
Sandia below Wetlands	09/05/2019	WS	UF	INIT	FD	Inorganic	SW-846:6010C	Manganese	Mn	Y	72.7	—	—	2	µg/L	Y	—	NQ	N3B-2019-3227	CASA-19-185406	GELC
Sandia below Wetlands	08/21/2020	WS	F	INIT	REG	Inorganic	SW-846:6020B	Molybdenum	Mo	Y	1.84	—	—	0.2	µg/L	Y	—	NQ	N3B-2020-1601	CASA-20-199015	GELC
Sandia below Wetlands	08/21/2020	WS	UF	INIT	REG	Inorganic	SW-846:6020B	Molybdenum	Mo	Y	1.79	—	—	0.2	µg/L	Y	—	NQ	N3B-2020-1601	CASA-20-199014	GELC
Sandia below Wetlands	07/13/2020	WS	UF	INIT	REG	Inorganic	SW-846:6020B	Molybdenum	Mo	Y	1.97	—	—	0.2	µg/L	Y	—	NQ	N3B-2020-1266	CASA-20-205482	GELC
Sandia below Wetlands	07/13/2020	WS	F	INIT	REG	Inorganic	SW-846:6020B	Molybdenum	Mo	Y	2.08	—	—	0.2	µg/L	Y	—	NQ	N3B-2020-1266	CASA-20-205483	GELC
Sandia below Wetlands	02/26/2020	WS	F	INIT	REG	Inorganic	SW-846:6020B	Molybdenum	Mo	Y	2.01	—	—	0.2	µg/L	Y	—	NQ	N3B-2020-949	CASA-20-194130	GELC
Sandia below Wetlands	02/26/2020	WS	F	INIT	FD	Inorganic	SW-846:6020B	Molybdenum	Mo	Y	2.06	—	—	0.2	µg/L	Y	—	NQ	N3B-2020-949	CASA-20-194136	GELC
Sandia below Wetlands	02/26/2020	WS	UF	INIT	REG	Inorganic	SW-846:6020B	Molybdenum	Mo	Y	1.97	—	—	0.2	µg/L	Y	—	NQ	N3B-2020-949	CASA-20-194129	GELC
Sandia below Wetlands	02/26/2020	WS	UF	INIT	FD	Inorganic	SW-846:6020B	Molybdenum	Mo	Y	2.08	—	—	0.2	µg/L	Y	—	NQ	N3B-2020-949	CASA-20-194135	GELC
Sandia below Wetlands	11/13/2019	WS	UF	INIT	REG	Inorganic	SW-846:6020B	Molybdenum	Mo	Y	2.31	—	—	0.2	µg/L	Y	—	NQ	N3B-2020-340	CASA-20-189549	GELC
Sandia below Wetlands	11/13/2019	WS	F	INIT	REG	Inorganic	SW-846:6020B	Molybdenum	Mo	Y	2.33	—	—	0.2	µg/L	Y	—	NQ	N3B-2020-340	CASA-20-189550	GELC
Sandia below Wetlands	09/05/2019	WS	F	INIT	REG	Inorganic	SW-846:6020B	Molybdenum	Mo	Y	1.59	—	—	0.2	µg/L	Y	—	NQ	N3B-2019-3227	CASA-19-185396	GELC
Sandia below Wetlands	09/05/2019	WS	F	INIT	FD	Inorganic	SW-846:6020B	Molybdenum	Mo	Y	1.6	—	—	0.2	µg/L	Y	—	NQ	N3B-2019-3227	CASA-19-185407	GELC
Sandia below Wetlands	09/05/2019	WS	UF	INIT	REG	Inorganic	SW-846:6020B	Molybdenum	Mo	Y	1.66	—	—	0.2	µg/L	Y	—	NQ	N3B-2019-3227	CASA-19-185393	GELC
Sandia below Wetlands	09/05/2019	WS	UF	INIT	FD	Inorganic	SW-846:6020B	Molybdenum	Mo	Y	1.53	—	—	0.2	µg/L	Y	—	NQ	N3B-2019-3227	CASA-19-185406	GELC

Table C-2 Analytical Detections from the Periodic Monitoring Events Reported in this Periodic Monitoring Report Plus Results from the Four Previous Monitoring Events if Available

Location ID	Sample Date	Sample Type	Field Preparation Code	Analysis Type Code	Sample Purpose	Method Category	Lab Method	Parameter Name	Parameter Code	Detected	Report Result	Lab Uncertainty	Report MDA	Report MDL	Report Unit	Best Value	Lab Qualifier	Validation Qualifier	COC #	Field Sample ID	Lab ID
Sandia below Wetlands	08/21/2020	WS	UF	INIT	REG	RAD	EPA:901.1	Neptunium-237	Np-237	N	-3.38	2.01	6.52	—	pCi/L	Y	U	U	N3B-2020-1601	CASA-20-199014	GELC
Sandia below Wetlands	07/26/2019	WS	UF	INIT	REG	RAD	EPA:901.1	Neptunium-237	Np-237	N	1.08	2.04	7.46	—	pCi/L	Y	U	U	N3B-2019-2670	CASA-19-182750	GELC
Sandia below Wetlands	07/24/2018	WS	UF	INIT	REG	RAD	EPA:901.1	Neptunium-237	Np-237	N	1.11	1.58	5.87	—	pCi/L	Y	U	U	N3B-2018-3188	CASA-18-159883	GELC
Sandia below Wetlands	08/08/2017	WS	UF	INIT	REG	RAD	EPA:901.1	Neptunium-237	Np-237	N	-4.09	2.31	7.61	—	pCi/L	Y	U	U	2017-2415	CASA-17-142050	GELC
Sandia below Wetlands	08/08/2016	WS	UF	INIT	REG	RAD	EPA:901.1	Neptunium-237	Np-237	N	-1.98	2.54	8.69	—	pCi/L	Y	U	U	2016-1993	CASA-16-124333	GELC
Sandia below Wetlands	08/21/2020	WS	F	INIT	REG	General Chemistry	EPA:353.2	Nitrate-Nitrite as Nitrogen	NO3+NO2-N	Y	0.133	—	—	0.017	mg/L	Y	—	NQ	N3B-2020-1601	CASA-20-199015	GELC
Sandia below Wetlands	07/26/2019	WS	F	INIT	REG	General Chemistry	EPA:353.2	Nitrate-Nitrite as Nitrogen	NO3+NO2-N	Y	0.229	—	—	0.017	mg/L	Y	—	NQ	N3B-2019-2670	CASA-19-182749	GELC
Sandia below Wetlands	02/25/2019	WS	F	INIT	REG	General Chemistry	EPA:353.2	Nitrate-Nitrite as Nitrogen	NO3+NO2-N	Y	0.0195	—	—	0.017	mg/L	Y	J	J	N3B-2019-952	CASA-19-166819	GELC
Sandia below Wetlands	11/26/2018	WS	F	INIT	REG	General Chemistry	EPA:353.2	Nitrate-Nitrite as Nitrogen	NO3+NO2-N	Y	0.692	—	—	0.017	mg/L	Y	—	NQ	N3B-2019-534	CASA-19-164309	GELC
Sandia below Wetlands	07/24/2018	WS	F	INIT	REG	General Chemistry	EPA:353.2	Nitrate-Nitrite as Nitrogen	NO3+NO2-N	Y	0.192	—	—	0.017	mg/L	Y	—	NQ	N3B-2018-3188	CASA-18-159882	GELC
Sandia below Wetlands	07/24/2018	WS	F	INIT	REG	General Chemistry	EPA:353.2	Nitrate-Nitrite as Nitrogen	NO3+NO2-N	Y	0.189	—	—	0.017	mg/L	Y	—	NQ	N3B-2018-3184	CASA-18-159935	GELC
Sandia below Wetlands	08/21/2020	WS	UF	INIT	REG	HRGC/HRMS	Nitrosamines:HRMS	Nitroso-di-n-butylamine[N-]	924-16-3	Y	0.000549	—	—	0.00047	µg/L	Y	—	J	N3B-2020-1602	CASA-20-199014	SwRI
Sandia below Wetlands	08/21/2020	WS	UF	INIT	REG	SVOC	SW-846:8270D	Nitroso-di-n-butylamine[N-]	924-16-3	N	2.93	—	—	2.93	µg/L	Y	U	U	N3B-2020-1601	CASA-20-199014	GELC
Sandia below Wetlands	07/13/2020	WS	UF	INIT	REG	SVOC	SW-846:8270D	Nitroso-di-n-butylamine[N-]	924-16-3	N	3	—	—	3	µg/L	Y	U	U	N3B-2020-1266	CASA-20-205482	GELC
Sandia below Wetlands	02/26/2020	WS	UF	INIT	FD	SVOC	SW-846:8270D	Nitroso-di-n-butylamine[N-]	924-16-3	N	3.2	—	—	3.2	µg/L	Y	U	U	N3B-2020-949	CASA-20-194135	GELC
Sandia below Wetlands	02/26/2020	WS	UF	INIT	REG	SVOC	SW-846:8270D	Nitroso-di-n-butylamine[N-]	924-16-3	N	3	—	—	3	µg/L	Y	U	U	N3B-2020-949	CASA-20-194129	GELC
Sandia below Wetlands	11/13/2019	WS	UF	INIT	REG	SVOC	SW-846:8270D	Nitroso-di-n-butylamine[N-]	924-16-3	N	3	—	—	3	µg/L	Y	U	U	N3B-2020-340	CASA-20-189549	GELC
Sandia below Wetlands	09/05/2019	WS	UF	INIT	FD	SVOC	SW-846:8270D	Nitroso-di-n-butylamine[N-]	924-16-3	N	3.12	—	—	3.12	µg/L	Y	U	U	N3B-2019-3227	CASA-19-185408	GELC
Sandia below Wetlands	09/05/2019	WS	UF	INIT	REG	SVOC	SW-846:8270D	Nitroso-di-n-butylamine[N-]	924-16-3	N	3.08	—	—	3.08	µg/L	Y	U	U	N3B-2019-3227	CASA-19-185399	GELC
Sandia below Wetlands	08/21/2020	WS	UF	INIT	REG	HRGC/HRMS	Nitrosamines:HRMS	Nitrosodimethylamine[N-]	62-75-9	Y	0.000673	—	—	0.00036	µg/L	Y	—	NQ	N3B-2020-1602	CASA-20-199014	SwRI
Sandia below Wetlands	08/21/2020	WS	UF	INIT	REG	SVOC	SW-846:8270D	Nitrosodimethylamine[N-]	62-75-9	N	2.93	—	—	2.93	µg/L	Y	U	U	N3B-2020-1601	CASA-20-199014	GELC
Sandia below Wetlands	07/13/2020	WS	UF	INIT	REG	SVOC	SW-846:8270D	Nitrosodimethylamine[N-]	62-75-9	N	3	—	—	3	µg/L	Y	U	U	N3B-2020-1266	CASA-20-205482	GELC
Sandia below Wetlands	02/26/2020	WS	UF	INIT	FD	SVOC	SW-846:8270D	Nitrosodimethylamine[N-]	62-75-9	N	3.2	—	—	3.2	µg/L	Y	U	U	N3B-2020-949	CASA-20-194135	GELC
Sandia below Wetlands	02/26/2020	WS	UF	INIT	REG	SVOC	SW-846:8270D	Nitrosodimethylamine[N-]	62-75-9	N	3	—	—	3	µg/L	Y	U	U	N3B-2020-949	CASA-20-194129	GELC
Sandia below Wetlands	11/13/2019	WS	UF	INIT	REG	SVOC	SW-846:8270D	Nitrosodimethylamine[N-]	62-75-9	N	3	—	—	3	µg/L	Y	U	U	N3B-2020-340	CASA-20-189549	GELC
Sandia below Wetlands	09/05/2019	WS	UF	INIT	REG	SVOC	SW-846:8270D	Nitrosodimethylamine[N-]	62-75-9	N	3.08	—	—	3.08	µg/L	Y	U	U	N3B-2019-3227	CASA-19-185399	GELC
Sandia below Wetlands	09/05/2019	WS	UF	INIT	FD	SVOC	SW-846:8270D	Nitrosodimethylamine[N-]	62-75-9	N	3.12	—	—	3.12	µg/L	Y	U	U	N3B-2019-3227	CASA-19-185408	GELC
Sandia below Wetlands	08/21/2020	WS	UF	INIT	REG	HRGC/HRMS	SW-846:8290A	Octachlorodibenzodioxin[1,2,3,4,6,7,8,9-]	3268-87-9	Y	0.0000439	—	—	0.0000274	µg/L	Y	J	J	N3B-2020-1603	CASA-20-199014	CFA

Table C-2 Analytical Detections from the Periodic Monitoring Events Reported in this Periodic Monitoring Report Plus Results from the Four Previous Monitoring Events if Available

Location ID	Sample Date	Sample Type	Field Preparation Code	Analysis Type Code	Sample Purpose	Method Category	Lab Method	Parameter Name	Parameter Code	Detected	Report Result	Lab Uncertainty	Report MDA	Report MDL	Report Unit	Best Value	Lab Qualifier	Validation Qualifier	COC #	Field Sample ID	Lab ID
Sandia below Wetlands	08/20/2015	WS	UF	INIT	REG	HRGC/HRMS	SW-846:8290A	Octachlorodibenzodioxin[1,2,3,4,6,7,8,9-]	3268-87-9	Y	0.0000549	—	—	0.0000356	µg/L	Y	J	J	2015-2233	CASA-15-102641	CFA
Sandia below Wetlands	08/21/2020	WS	F	INIT	REG	LCMS/MS	SW-846:6850	Perchlorate	ClO4	Y	0.0919	—	—	0.05	µg/L	Y	J	J	N3B-2020-1601	CASA-20-199015	GELC
Sandia below Wetlands	07/26/2019	WS	F	INIT	REG	LCMS/MS	SW-846:6850	Perchlorate	ClO4	Y	0.0812	—	—	0.05	µg/L	Y	J	J	N3B-2019-2670	CASA-19-182749	GELC
Sandia below Wetlands	07/24/2018	WS	F	INIT	REG	LCMS/MS	SW-846:6850	Perchlorate	ClO4	N	0.05	—	—	0.05	µg/L	Y	U	U	N3B-2018-3188	CASA-18-159882	GELC
Sandia below Wetlands	08/08/2017	WS	F	INIT	REG	LCMS/MS	SW-846:6850	Perchlorate	ClO4	N	0.05	—	—	0.05	µg/L	Y	U	U	2017-2415	CASA-17-142049	GELC
Sandia below Wetlands	08/08/2016	WS	F	INIT	REG	LCMS/MS	SW-846:6850	Perchlorate	ClO4	Y	0.12	—	—	0.05	µg/L	Y	J	J	2016-1993	CASA-16-124349	GELC
Sandia below Wetlands	08/21/2020	WS	UF	INIT	REG	LCMS/MS	EPA:537M	Perfluorohexanesulfonic acid	355-46-4	Y	9.68	—	—	0.583	ng/L	Y	—	NQ	N3B-2020-1601	CASA-20-199014	GELC
Sandia below Wetlands	08/21/2020	WS	UF	INIT	REG	LCMS/MS	EPA:537M	Perfluorooctanesulfonic acid	1763-23-1	Y	70	—	—	0.706	ng/L	Y	—	NQ	N3B-2020-1601	CASA-20-199014	GELC
Sandia below Wetlands	08/21/2020	WS	UF	INIT	REG	LCMS/MS	EPA:537M	Perfluorooctanoic acid	335-67-1	Y	14.4	—	—	0.706	ng/L	Y	—	NQ	N3B-2020-1601	CASA-20-199014	GELC
Sandia below Wetlands	08/21/2020	WS	UF	INIT	REG	RAD	HASL-300:ISOPU	Plutonium-238	Pu-238	N	0.00514	0.00891	0.112	—	pCi/L	Y	U	U	N3B-2020-1601	CASA-20-199014	GELC
Sandia below Wetlands	07/26/2019	WS	UF	INIT	REG	RAD	HASL-300:ISOPU	Plutonium-238	Pu-238	N	-0.0281	0.0394	0.0995	—	pCi/L	Y	U	U	N3B-2019-2670	CASA-19-182750	GELC
Sandia below Wetlands	07/24/2018	WS	UF	INIT	REG	RAD	HASL-300:ISOPU	Plutonium-238	Pu-238	N	0.0223	0.0148	0.0476	—	pCi/L	Y	U	U	N3B-2018-3188	CASA-18-159883	GELC
Sandia below Wetlands	08/08/2017	WS	UF	INIT	REG	RAD	HASL-300:ISOPU	Plutonium-238	Pu-238	N	0.0224	0.0106	0.0674	—	pCi/L	Y	U	U	2017-2415	CASA-17-142050	GELC
Sandia below Wetlands	08/08/2016	WS	UF	INIT	REG	RAD	HASL-300:ISOPU	Plutonium-238	Pu-238	N	-0.00506	0.0182	0.0804	—	pCi/L	Y	U	U	2016-1993	CASA-16-124333	GELC
Sandia below Wetlands	08/21/2020	WS	UF	INIT	REG	RAD	HASL-300:ISOPU	Plutonium-239/240	Pu-239/240	N	-0.0103	0.0163	0.151	—	pCi/L	Y	U	U	N3B-2020-1601	CASA-20-199014	GELC
Sandia below Wetlands	07/26/2019	WS	UF	INIT	REG	RAD	HASL-300:ISOPU	Plutonium-239/240	Pu-239/240	N	0.0169	0.0258	0.109	—	pCi/L	Y	U	U	N3B-2019-2670	CASA-19-182750	GELC
Sandia below Wetlands	07/24/2018	WS	UF	INIT	REG	RAD	HASL-300:ISOPU	Plutonium-239/240	Pu-239/240	N	0.00371	0.0153	0.0753	—	pCi/L	Y	U	U	N3B-2018-3188	CASA-18-159883	GELC
Sandia below Wetlands	08/08/2017	WS	UF	INIT	REG	RAD	HASL-300:ISOPU	Plutonium-239/240	Pu-239/240	N	-0.0634	0.0221	0.0668	—	pCi/L	Y	U	U	2017-2415	CASA-17-142050	GELC
Sandia below Wetlands	08/08/2016	WS	UF	INIT	REG	RAD	HASL-300:ISOPU	Plutonium-239/240	Pu-239/240	N	0.0101	0.016	0.0931	—	pCi/L	Y	U	U	2016-1993	CASA-16-124333	GELC
Sandia below Wetlands	08/21/2020	WS	F	INIT	REG	Inorganic	SW-846:6010C	Potassium	K	Y	9.81	—	—	0.05	mg/L	Y	—	NQ	N3B-2020-1601	CASA-20-199015	GELC
Sandia below Wetlands	08/21/2020	WS	UF	INIT	REG	Inorganic	SW-846:6010C	Potassium	K	Y	9.76	—	—	0.05	mg/L	Y	—	NQ	N3B-2020-1601	CASA-20-199014	GELC
Sandia below Wetlands	07/13/2020	WS	UF	INIT	REG	Inorganic	SW-846:6010C	Potassium	K	Y	11.9	—	—	0.05	mg/L	Y	—	NQ	N3B-2020-1266	CASA-20-205482	GELC
Sandia below Wetlands	07/13/2020	WS	F	INIT	REG	Inorganic	SW-846:6010C	Potassium	K	Y	12.1	—	—	0.05	mg/L	Y	—	NQ	N3B-2020-1266	CASA-20-205483	GELC
Sandia below Wetlands	02/26/2020	WS	F	INIT	REG	Inorganic	SW-846:6010C	Potassium	K	Y	11.8	—	—	0.05	mg/L	Y	—	NQ	N3B-2020-949	CASA-20-194130	GELC
Sandia below Wetlands	02/26/2020	WS	F	INIT	FD	Inorganic	SW-846:6010C	Potassium	K	Y	11.1	—	—	0.05	mg/L	Y	—	NQ	N3B-2020-949	CASA-20-194136	GELC
Sandia below Wetlands	02/26/2020	WS	UF	INIT	REG	Inorganic	SW-846:6010C	Potassium	K	Y	11.9	—	—	0.05	mg/L	Y	—	NQ	N3B-2020-949	CASA-20-194129	GELC
Sandia below Wetlands	02/26/2020	WS	UF	INIT	FD	Inorganic	SW-846:6010C	Potassium	K	Y	11.3	—	—	0.05	mg/L	Y	—	NQ	N3B-2020-949	CASA-20-194135	GELC
Sandia below Wetlands	11/13/2019	WS	UF	INIT	REG	Inorganic	SW-846:6010C	Potassium	K	Y	12.6	—	—	0.05	mg/L	Y	—	NQ	N3B-2020-340	CASA-20-189549	GELC

Table C-2 Analytical Detections from the Periodic Monitoring Events Reported in this Periodic Monitoring Report Plus Results from the Four Previous Monitoring Events if Available

Location ID	Sample Date	Sample Type	Field Preparation Code	Analysis Type Code	Sample Purpose	Method Category	Lab Method	Parameter Name	Parameter Code	Detected	Report Result	Lab Uncertainty	Report MDA	Report MDL	Report Unit	Best Value	Lab Qualifier	Validation Qualifier	COC #	Field Sample ID	Lab ID
Sandia below Wetlands	11/13/2019	WS	F	INIT	REG	Inorganic	SW-846:6010C	Potassium	K	Y	12.3	—	—	0.05	mg/L	Y	—	NQ	N3B-2020-340	CASA-20-189550	GELC
Sandia below Wetlands	09/05/2019	WS	F	INIT	REG	Inorganic	SW-846:6010C	Potassium	K	Y	14.9	—	—	0.05	mg/L	Y	—	NQ	N3B-2019-3227	CASA-19-185396	GELC
Sandia below Wetlands	09/05/2019	WS	F	INIT	FD	Inorganic	SW-846:6010C	Potassium	K	Y	14.9	—	—	0.05	mg/L	Y	—	NQ	N3B-2019-3227	CASA-19-185407	GELC
Sandia below Wetlands	09/05/2019	WS	UF	INIT	REG	Inorganic	SW-846:6010C	Potassium	K	Y	15	—	—	0.05	mg/L	Y	—	NQ	N3B-2019-3227	CASA-19-185393	GELC
Sandia below Wetlands	09/05/2019	WS	UF	INIT	FD	Inorganic	SW-846:6010C	Potassium	K	Y	14.6	—	—	0.05	mg/L	Y	—	NQ	N3B-2019-3227	CASA-19-185406	GELC
Sandia below Wetlands	08/21/2020	WS	UF	INIT	REG	RAD	EPA:901.1	Potassium-40	K-40	N	27.6	23.6	47.9	—	pCi/L	Y	U	U	N3B-2020-1601	CASA-20-199014	GELC
Sandia below Wetlands	07/26/2019	WS	UF	INIT	REG	RAD	EPA:901.1	Potassium-40	K-40	N	11	14.9	58.1	—	pCi/L	Y	U	U	N3B-2019-2670	CASA-19-182750	GELC
Sandia below Wetlands	07/24/2018	WS	UF	INIT	REG	RAD	EPA:901.1	Potassium-40	K-40	N	-11.4	13.5	47.7	—	pCi/L	Y	U	U	N3B-2018-3188	CASA-18-159883	GELC
Sandia below Wetlands	08/08/2017	WS	UF	INIT	REG	RAD	EPA:901.1	Potassium-40	K-40	N	22	17.2	75.5	—	pCi/L	Y	U	U	2017-2415	CASA-17-142050	GELC
Sandia below Wetlands	08/08/2016	WS	UF	INIT	REG	RAD	EPA:901.1	Potassium-40	K-40	N	41.8	18.9	43.3	—	pCi/L	Y	U	U	2016-1993	CASA-16-124333	GELC
Sandia below Wetlands	08/21/2020	WS	UF	INIT	REG	RAD	EPA:903.1	Radium-226	Ra-226	N	0.0243	0.0544	0.233	—	pCi/L	Y	U	U	N3B-2020-1601	CASA-20-199014	GELC
Sandia below Wetlands	11/13/2007	WP	UF	INIT	REG	RAD	EPA:903.1	Radium-226	Ra-226	N	0.225	0.15	0.49	—	pCi/L	Y	U	U	08-176	CASA-08-7471	GELC
Sandia below Wetlands	05/17/2006	WP	UF	INIT	REG	RAD	EPA:903.1	Radium-226	Ra-226	N	0.365	0.203	0.644	—	pCi/L	Y	U	U	163267	GU060500P12301	GELC
Sandia below Wetlands	06/07/2004	WS	UF	INIT	REG	RAD	EPA:901.1	Radium-226	Ra-226	N	4.94	1.87	7.43	—	pCi/L	Y	U	U	114589	GU04060W12301	GELC
Sandia below Wetlands	06/07/2004	WS	UF	INIT	REG	RAD	EPA:903.1	Radium-226	Ra-226	N	0.127	0.111	0.38	—	pCi/L	Y	U	U	114589	GU04060W12301	GELC
Sandia below Wetlands	07/24/2003	WS	UF	INIT	REG	RAD	EPA:901.1	Radium-226	Ra-226	Y	8.36	4.07	6.98	—	pCi/L	Y	—	R	84890	GU03070W12301	GELC
Sandia below Wetlands	07/24/2003	WS	UF	INIT	REG	RAD	EPA:903.1	Radium-226	Ra-226	Y	0.347	0.116	0.287	—	pCi/L	Y	—	J	84890	GU03070W12301	GELC
Sandia below Wetlands	08/21/2020	WS	UF	INIT	REG	RAD	Generic:Radium by Calculation	Radium-226 and Radium-228	Ra-226+228	N	0.0243	0.174	—	—	pCi/L	Y	—	U	N3B-2020-1601	CASA-20-199014	GELC
Sandia below Wetlands	08/21/2020	WS	UF	INIT	REG	RAD	EPA:904	Radium-228	Ra-228	N	-0.0292	0.165	0.604	—	pCi/L	Y	U	U	N3B-2020-1601	CASA-20-199014	GELC
Sandia below Wetlands	11/13/2007	WP	UF	INIT	REG	RAD	EPA:904	Radium-228	Ra-228	N	0.41	0.23	0.74	—	pCi/L	Y	U	U	08-176	CASA-08-7471	GELC
Sandia below Wetlands	06/07/2004	WS	UF	INIT	REG	RAD	EPA:901.1	Radium-228	Ra-228	N	3.39	3.92	14.5	—	pCi/L	Y	U	U	114589	GU04060W12301	GELC
Sandia below Wetlands	07/24/2003	WS	UF	INIT	REG	RAD	EPA:901.1	Radium-228	Ra-228	N	7.07	3.58	13.4	—	pCi/L	Y	U	U	84890	GU03070W12301	GELC
Sandia below Wetlands	05/08/2002	WS	UF	INIT	REG	RAD	EPA:901.1	Radium-228	Ra-228	N	2.57	3.6	13.3	—	pCi/L	Y	U	U	60238	GU02050W12301	GELC
Sandia below Wetlands	08/21/2020	WS	F	INIT	REG	Inorganic	SW-846:6010C	Silicon Dioxide	SiO2	Y	106	—	—	0.053	mg/L	Y	—	NQ	N3B-2020-1601	CASA-20-199015	GELC
Sandia below Wetlands	08/21/2020	WS	UF	INIT	REG	Inorganic	SW-846:6010C	Silicon Dioxide	SiO2	Y	106	—	—	0.053	mg/L	Y	—	NQ	N3B-2020-1601	CASA-20-199014	GELC
Sandia below Wetlands	07/13/2020	WS	UF	INIT	REG	Inorganic	SW-846:6010C	Silicon Dioxide	SiO2	Y	108	—	—	0.53	mg/L	Y	—	NQ	N3B-2020-1266	CASA-20-205482	GELC
Sandia below Wetlands	07/13/2020	WS	F	INIT	REG	Inorganic	SW-846:6010C	Silicon Dioxide	SiO2	Y	111	—	—	0.53	mg/L	Y	—	NQ	N3B-2020-1266	CASA-20-205483	GELC
Sandia below Wetlands	02/26/2020	WS	F	INIT	REG	Inorganic	SW-846:6010C	Silicon Dioxide	SiO2	Y	89.9	—	—	0.053	mg/L	Y	—	NQ	N3B-2020-949	CASA-20-194130	GELC

Table C-2 Analytical Detections from the Periodic Monitoring Events Reported in this Periodic Monitoring Report Plus Results from the Four Previous Monitoring Events if Available

Location ID	Sample Date	Sample Type	Field Preparation Code	Analysis Type Code	Sample Purpose	Method Category	Lab Method	Parameter Name	Parameter Code	Detected	Report Result	Lab Uncertainty	Report MDA	Report MDL	Report Unit	Best Value	Lab Qualifier	Validation Qualifier	COC #	Field Sample ID	Lab ID
Sandia below Wetlands	02/26/2020	WS	F	INIT	FD	Inorganic	SW-846:6010C	Silicon Dioxide	SiO2	Y	85.3	—	—	0.053	mg/L	Y	—	NQ	N3B-2020-949	CASA-20-194136	GELC
Sandia below Wetlands	02/26/2020	WS	UF	INIT	REG	Inorganic	SW-846:6010C	Silicon Dioxide	SiO2	Y	89.9	—	—	0.053	mg/L	Y	—	NQ	N3B-2020-949	CASA-20-194129	GELC
Sandia below Wetlands	02/26/2020	WS	UF	INIT	FD	Inorganic	SW-846:6010C	Silicon Dioxide	SiO2	Y	87.7	—	—	0.053	mg/L	Y	—	NQ	N3B-2020-949	CASA-20-194135	GELC
Sandia below Wetlands	11/13/2019	WS	UF	INIT	REG	Inorganic	SW-846:6010C	Silicon Dioxide	SiO2	Y	87.9	—	—	0.053	mg/L	Y	—	NQ	N3B-2020-340	CASA-20-189549	GELC
Sandia below Wetlands	11/13/2019	WS	F	INIT	REG	Inorganic	SW-846:6010C	Silicon Dioxide	SiO2	Y	85.3	—	—	0.053	mg/L	Y	—	NQ	N3B-2020-340	CASA-20-189550	GELC
Sandia below Wetlands	09/05/2019	WS	F	INIT	REG	Inorganic	SW-846:6010C	Silicon Dioxide	SiO2	Y	104	—	—	0.053	mg/L	Y	—	NQ	N3B-2019-3227	CASA-19-185396	GELC
Sandia below Wetlands	09/05/2019	WS	F	INIT	FD	Inorganic	SW-846:6010C	Silicon Dioxide	SiO2	Y	104	—	—	0.053	mg/L	Y	—	NQ	N3B-2019-3227	CASA-19-185407	GELC
Sandia below Wetlands	09/05/2019	WS	UF	INIT	REG	Inorganic	SW-846:6010C	Silicon Dioxide	SiO2	Y	103	—	—	0.053	mg/L	Y	—	NQ	N3B-2019-3227	CASA-19-185393	GELC
Sandia below Wetlands	09/05/2019	WS	UF	INIT	FD	Inorganic	SW-846:6010C	Silicon Dioxide	SiO2	Y	103	—	—	0.053	mg/L	Y	—	NQ	N3B-2019-3227	CASA-19-185406	GELC
Sandia below Wetlands	08/21/2020	WS	F	INIT	REG	Inorganic	SW-846:6010C	Sodium	Na	Y	65.5	—	—	0.1	mg/L	Y	—	J-	N3B-2020-1601	CASA-20-199015	GELC
Sandia below Wetlands	08/21/2020	WS	UF	INIT	REG	Inorganic	SW-846:6010C	Sodium	Na	Y	65	—	—	0.1	mg/L	Y	—	J-	N3B-2020-1601	CASA-20-199014	GELC
Sandia below Wetlands	07/13/2020	WS	UF	INIT	REG	Inorganic	SW-846:6010C	Sodium	Na	Y	69.3	—	—	0.1	mg/L	Y	—	NQ	N3B-2020-1266	CASA-20-205482	GELC
Sandia below Wetlands	07/13/2020	WS	F	INIT	REG	Inorganic	SW-846:6010C	Sodium	Na	Y	70.9	—	—	0.1	mg/L	Y	—	NQ	N3B-2020-1266	CASA-20-205483	GELC
Sandia below Wetlands	02/26/2020	WS	F	INIT	REG	Inorganic	SW-846:6010C	Sodium	Na	Y	60.6	—	—	0.1	mg/L	Y	—	NQ	N3B-2020-949	CASA-20-194130	GELC
Sandia below Wetlands	02/26/2020	WS	F	INIT	FD	Inorganic	SW-846:6010C	Sodium	Na	Y	56.9	—	—	0.1	mg/L	Y	—	NQ	N3B-2020-949	CASA-20-194136	GELC
Sandia below Wetlands	02/26/2020	WS	UF	INIT	REG	Inorganic	SW-846:6010C	Sodium	Na	Y	61.4	—	—	0.1	mg/L	Y	—	NQ	N3B-2020-949	CASA-20-194129	GELC
Sandia below Wetlands	02/26/2020	WS	UF	INIT	FD	Inorganic	SW-846:6010C	Sodium	Na	Y	56.6	—	—	0.1	mg/L	Y	—	NQ	N3B-2020-949	CASA-20-194135	GELC
Sandia below Wetlands	11/13/2019	WS	UF	INIT	REG	Inorganic	SW-846:6010C	Sodium	Na	Y	67.3	—	—	0.1	mg/L	Y	—	NQ	N3B-2020-340	CASA-20-189549	GELC
Sandia below Wetlands	11/13/2019	WS	F	INIT	REG	Inorganic	SW-846:6010C	Sodium	Na	Y	65.6	—	—	0.1	mg/L	Y	—	NQ	N3B-2020-340	CASA-20-189550	GELC
Sandia below Wetlands	09/05/2019	WS	F	INIT	REG	Inorganic	SW-846:6010C	Sodium	Na	Y	74.7	—	—	0.1	mg/L	Y	—	NQ	N3B-2019-3227	CASA-19-185396	GELC
Sandia below Wetlands	09/05/2019	WS	F	INIT	FD	Inorganic	SW-846:6010C	Sodium	Na	Y	74.6	—	—	0.1	mg/L	Y	—	NQ	N3B-2019-3227	CASA-19-185407	GELC
Sandia below Wetlands	09/05/2019	WS	UF	INIT	REG	Inorganic	SW-846:6010C	Sodium	Na	Y	75.8	—	—	0.1	mg/L	Y	—	NQ	N3B-2019-3227	CASA-19-185393	GELC
Sandia below Wetlands	09/05/2019	WS	UF	INIT	FD	Inorganic	SW-846:6010C	Sodium	Na	Y	73.1	—	—	0.1	mg/L	Y	—	NQ	N3B-2019-3227	CASA-19-185406	GELC
Sandia below Wetlands	08/21/2020	WS	UF	INIT	REG	RAD	EPA:901.1	Sodium-22	Na-22	N	-0.222	0.981	3.6	—	pCi/L	Y	U	U	N3B-2020-1601	CASA-20-199014	GELC
Sandia below Wetlands	07/26/2019	WS	UF	INIT	REG	RAD	EPA:901.1	Sodium-22	Na-22	N	-1.86	0.997	2.97	—	pCi/L	Y	U	U	N3B-2019-2670	CASA-19-182750	GELC
Sandia below Wetlands	07/24/2018	WS	UF	INIT	REG	RAD	EPA:901.1	Sodium-22	Na-22	N	-0.319	1.09	2.8	—	pCi/L	Y	U	U	N3B-2018-3188	CASA-18-159883	GELC
Sandia below Wetlands	08/08/2017	WS	UF	INIT	REG	RAD	EPA:901.1	Sodium-22	Na-22	N	0.628	1.14	4.88	—	pCi/L	Y	U	U	2017-2415	CASA-17-142050	GELC
Sandia below Wetlands	08/08/2016	WS	UF	INIT	REG	RAD	EPA:901.1	Sodium-22	Na-22	N	-0.955	1.17	4.23	—	pCi/L	Y	U	U	2016-1993	CASA-16-124333	GELC

Table C-2 Analytical Detections from the Periodic Monitoring Events Reported in this Periodic Monitoring Report Plus Results from the Four Previous Monitoring Events if Available

Location ID	Sample Date	Sample Type	Field Preparation Code	Analysis Type Code	Sample Purpose	Method Category	Lab Method	Parameter Name	Parameter Code	Detected	Report Result	Lab Uncertainty	Report MDA	Report MDL	Report Unit	Best Value	Lab Qualifier	Validation Qualifier	COC #	Field Sample ID	Lab ID
Sandia below Wetlands	08/21/2020	WS	F	INIT	REG	General Chemistry	EPA:120.1	Specific Conductance	SPEC_CONDC	Y	476	—	—	1	µS/cm	Y	—	NQ	N3B-2020-1601	CASA-20-199015	GELC
Sandia below Wetlands	07/26/2019	WS	F	INIT	REG	General Chemistry	EPA:120.1	Specific Conductance	SPEC_CONDC	Y	433	—	—	1	µS/cm	Y	—	NQ	N3B-2019-2670	CASA-19-182749	GELC
Sandia below Wetlands	07/24/2018	WS	F	INIT	REG	General Chemistry	EPA:120.1	Specific Conductance	SPEC_CONDC	Y	380	—	—	1	µS/cm	Y	—	NQ	N3B-2018-3188	CASA-18-159882	GELC
Sandia below Wetlands	08/08/2017	WS	F	INIT	REG	General Chemistry	EPA:120.1	Specific Conductance	SPEC_CONDC	Y	397	—	—	1	µS/cm	Y	—	NQ	2017-2415	CASA-17-142049	GELC
Sandia below Wetlands	08/08/2016	WS	F	INIT	REG	General Chemistry	EPA:120.1	Specific Conductance	SPEC_CONDC	Y	275	—	—	3.63	µS/cm	Y	—	NQ	2016-1993	CASA-16-124349	GELC
Sandia below Wetlands	08/21/2020	WS	F	INIT	REG	Inorganic	SW-846:6010C	Strontium	Sr	Y	92.3	—	—	1	µg/L	Y	—	NQ	N3B-2020-1601	CASA-20-199015	GELC
Sandia below Wetlands	08/21/2020	WS	UF	INIT	REG	Inorganic	SW-846:6010C	Strontium	Sr	Y	92.3	—	—	1	µg/L	Y	—	NQ	N3B-2020-1601	CASA-20-199014	GELC
Sandia below Wetlands	07/13/2020	WS	UF	INIT	REG	Inorganic	SW-846:6010C	Strontium	Sr	Y	89.1	—	—	1	µg/L	Y	—	NQ	N3B-2020-1266	CASA-20-205482	GELC
Sandia below Wetlands	07/13/2020	WS	F	INIT	REG	Inorganic	SW-846:6010C	Strontium	Sr	Y	89.6	—	—	1	µg/L	Y	—	NQ	N3B-2020-1266	CASA-20-205483	GELC
Sandia below Wetlands	02/26/2020	WS	F	INIT	REG	Inorganic	SW-846:6010C	Strontium	Sr	Y	65.8	—	—	1	µg/L	Y	—	NQ	N3B-2020-949	CASA-20-194130	GELC
Sandia below Wetlands	02/26/2020	WS	F	INIT	FD	Inorganic	SW-846:6010C	Strontium	Sr	Y	61.7	—	—	1	µg/L	Y	—	NQ	N3B-2020-949	CASA-20-194136	GELC
Sandia below Wetlands	02/26/2020	WS	UF	INIT	REG	Inorganic	SW-846:6010C	Strontium	Sr	Y	66.6	—	—	1	µg/L	Y	—	NQ	N3B-2020-949	CASA-20-194129	GELC
Sandia below Wetlands	02/26/2020	WS	UF	INIT	FD	Inorganic	SW-846:6010C	Strontium	Sr	Y	63.2	—	—	1	µg/L	Y	—	NQ	N3B-2020-949	CASA-20-194135	GELC
Sandia below Wetlands	11/13/2019	WS	UF	INIT	REG	Inorganic	SW-846:6010C	Strontium	Sr	Y	85.8	—	—	1	µg/L	Y	—	NQ	N3B-2020-340	CASA-20-189549	GELC
Sandia below Wetlands	11/13/2019	WS	F	INIT	REG	Inorganic	SW-846:6010C	Strontium	Sr	Y	82.7	—	—	1	µg/L	Y	—	NQ	N3B-2020-340	CASA-20-189550	GELC
Sandia below Wetlands	09/05/2019	WS	F	INIT	REG	Inorganic	SW-846:6010C	Strontium	Sr	Y	104	—	—	1	µg/L	Y	—	NQ	N3B-2019-3227	CASA-19-185396	GELC
Sandia below Wetlands	09/05/2019	WS	F	INIT	FD	Inorganic	SW-846:6010C	Strontium	Sr	Y	103	—	—	1	µg/L	Y	—	NQ	N3B-2019-3227	CASA-19-185407	GELC
Sandia below Wetlands	09/05/2019	WS	UF	INIT	REG	Inorganic	SW-846:6010C	Strontium	Sr	Y	106	—	—	1	µg/L	Y	—	NQ	N3B-2019-3227	CASA-19-185393	GELC
Sandia below Wetlands	09/05/2019	WS	UF	INIT	FD	Inorganic	SW-846:6010C	Strontium	Sr	Y	102	—	—	1	µg/L	Y	—	NQ	N3B-2019-3227	CASA-19-185406	GELC
Sandia below Wetlands	08/21/2020	WS	UF	INIT	REG	RAD	EPA:905.0	Strontium-90	Sr-90	N	0.164	0.142	0.484	—	pCi/L	Y	U	U	N3B-2020-1601	CASA-20-199014	GELC
Sandia below Wetlands	07/26/2019	WS	UF	INIT	REG	RAD	EPA:905.0	Strontium-90	Sr-90	N	-0.0843	0.125	0.488	—	pCi/L	Y	U	U	N3B-2019-2670	CASA-19-182750	GELC
Sandia below Wetlands	07/24/2018	WS	UF	INIT	REG	RAD	EPA:905.0	Strontium-90	Sr-90	N	-0.0396	0.131	0.493	—	pCi/L	Y	U	U	N3B-2018-3188	CASA-18-159883	GELC
Sandia below Wetlands	08/08/2017	WS	UF	INIT	REG	RAD	EPA:905.0	Strontium-90	Sr-90	N	-0.044	0.131	0.508	—	pCi/L	Y	U	U	2017-2415	CASA-17-142050	GELC
Sandia below Wetlands	08/08/2016	WS	UF	INIT	REG	RAD	EPA:905.0	Strontium-90	Sr-90	N	-0.0548	0.12	0.465	—	pCi/L	Y	U	U	2016-1993	CASA-16-124333	GELC
Sandia below Wetlands	08/21/2020	WS	F	INIT	REG	General Chemistry	EPA:300.0	Sulfate	SO4(-2)	Y	15	—	—	0.133	mg/L	Y	—	NQ	N3B-2020-1601	CASA-20-199015	GELC
Sandia below Wetlands	07/26/2019	WS	F	INIT	REG	General Chemistry	EPA:300.0	Sulfate	SO4(-2)	Y	11.9	—	—	0.133	mg/L	Y	—	NQ	N3B-2019-2670	CASA-19-182749	GELC
Sandia below Wetlands	02/25/2019	WS	F	INIT	REG	General Chemistry	EPA:300.0	Sulfate	SO4(-2)	Y	25.6	—	—	5.32	mg/L	Y	—	NQ	N3B-2019-952	CASA-19-166819	GELC
Sandia below Wetlands	11/26/2018	WS	F	INIT	REG	General Chemistry	EPA:300.0	Sulfate	SO4(-2)	Y	14.6	—	—	0.133	mg/L	Y	—	NQ	N3B-2019-534	CASA-19-164309	GELC

Table C-2 Analytical Detections from the Periodic Monitoring Events Reported in this Periodic Monitoring Report Plus Results from the Four Previous Monitoring Events if Available

Location ID	Sample Date	Sample Type	Field Preparation Code	Analysis Type Code	Sample Purpose	Method Category	Lab Method	Parameter Name	Parameter Code	Detected	Report Result	Lab Uncertainty	Report MDA	Report MDL	Report Unit	Best Value	Lab Qualifier	Validation Qualifier	COC #	Field Sample ID	Lab ID
Sandia below Wetlands	07/24/2018	WS	F	INIT	REG	General Chemistry	EPA:300.0	Sulfate	SO4(-2)	Y	8.54	—	—	0.133	mg/L	Y	—	NQ	N3B-2018-3188	CASA-18-159882	GELC
Sandia below Wetlands	07/24/2018	WS	F	INIT	REG	General Chemistry	EPA:300.0	Sulfate	SO4(-2)	Y	8.51	—	—	0.133	mg/L	Y	—	NQ	N3B-2018-3184	CASA-18-159935	GELC
Sandia below Wetlands	08/21/2020	WS	F	INIT	REG	General Chemistry	EPA:160.1	Total Dissolved Solids	TDS	Y	364	—	—	3.4	mg/L	Y	—	NQ	N3B-2020-1601	CASA-20-199015	GELC
Sandia below Wetlands	07/26/2019	WS	F	INIT	REG	General Chemistry	EPA:160.1	Total Dissolved Solids	TDS	Y	314	—	—	3.4	mg/L	Y	—	NQ	N3B-2019-2670	CASA-19-182749	GELC
Sandia below Wetlands	07/24/2018	WS	F	INIT	REG	General Chemistry	EPA:160.1	Total Dissolved Solids	TDS	Y	269	—	—	3.4	mg/L	Y	—	NQ	N3B-2018-3188	CASA-18-159882	GELC
Sandia below Wetlands	08/08/2017	WS	F	INIT	REG	General Chemistry	EPA:160.1	Total Dissolved Solids	TDS	Y	274	—	—	3.4	mg/L	Y	—	NQ	2017-2415	CASA-17-142049	GELC
Sandia below Wetlands	08/08/2016	WS	F	INIT	REG	General Chemistry	EPA:160.1	Total Dissolved Solids	TDS	Y	211	—	—	3.4	mg/L	Y	—	NQ	2016-1993	CASA-16-124349	GELC
Sandia below Wetlands	08/21/2020	WS	UF	INIT	REG	General Chemistry	SW-846:9060A	Total Organic Carbon	TOC	Y	4.35	—	—	0.33	mg/L	Y	—	NQ	N3B-2020-1601	CASA-20-199014	GELC
Sandia below Wetlands	07/26/2019	WS	UF	INIT	REG	General Chemistry	SW-846:9060	Total Organic Carbon	TOC	Y	7.75	—	—	0.33	mg/L	Y	—	NQ	N3B-2019-2670	CASA-19-182750	GELC
Sandia below Wetlands	07/24/2018	WS	UF	INIT	REG	General Chemistry	SW-846:9060	Total Organic Carbon	TOC	Y	12.5	—	—	0.33	mg/L	Y	—	NQ	N3B-2018-3188	CASA-18-159883	GELC
Sandia below Wetlands	08/08/2017	WS	UF	INIT	REG	General Chemistry	SW-846:9060	Total Organic Carbon	TOC	Y	9.84	—	—	0.33	mg/L	Y	—	NQ	2017-2415	CASA-17-142050	GELC
Sandia below Wetlands	08/08/2016	WS	UF	INIT	REG	General Chemistry	SW-846:9060	Total Organic Carbon	TOC	Y	9.51	—	—	0.33	mg/L	Y	—	NQ	2016-1993	CASA-16-124333	GELC
Sandia below Wetlands	08/21/2020	WS	UF	INIT	REG	LCMS/MS	EPA:537M	Total PFAS 3a	PFAS-Tot-3a	Y	94.08	—	—	—	ng/L	Y	—	NQ	N3B-2020-1601	CASA-20-199014	GELC
Sandia below Wetlands	08/21/2020	WS	F	INIT	REG	General Chemistry	EPA:365.4	Total Phosphate as Phosphorus	PO4-P	Y	1.76	—	—	0.02	mg/L	Y	—	J+	N3B-2020-1601	CASA-20-199015	GELC
Sandia below Wetlands	07/26/2019	WS	F	INIT	REG	General Chemistry	EPA:365.4	Total Phosphate as Phosphorus	PO4-P	Y	2.44	—	—	0.02	mg/L	Y	—	NQ	N3B-2019-2670	CASA-19-182749	GELC
Sandia below Wetlands	02/25/2019	WS	F	INIT	REG	General Chemistry	EPA:365.4	Total Phosphate as Phosphorus	PO4-P	Y	1.11	—	—	0.02	mg/L	Y	—	J+	N3B-2019-952	CASA-19-166819	GELC
Sandia below Wetlands	11/26/2018	WS	F	INIT	REG	General Chemistry	EPA:365.4	Total Phosphate as Phosphorus	PO4-P	Y	1.64	—	—	0.02	mg/L	Y	—	J+	N3B-2019-534	CASA-19-164309	GELC
Sandia below Wetlands	07/24/2018	WS	F	INIT	REG	General Chemistry	EPA:365.4	Total Phosphate as Phosphorus	PO4-P	Y	1.67	—	—	0.02	mg/L	Y	—	J+	N3B-2018-3188	CASA-18-159882	GELC
Sandia below Wetlands	07/24/2018	WS	F	INIT	REG	General Chemistry	EPA:365.4	Total Phosphate as Phosphorus	PO4-P	Y	1.58	—	—	0.02	mg/L	Y	—	J+	N3B-2018-3184	CASA-18-159935	GELC
Sandia below Wetlands	08/21/2020	WS	F	INIT	REG	Inorganic	SW-846:6020B	Uranium	U	Y	0.268	—	—	0.067	µg/L	Y	—	NQ	N3B-2020-1601	CASA-20-199015	GELC
Sandia below Wetlands	08/21/2020	WS	UF	INIT	REG	Inorganic	SW-846:6020B	Uranium	U	Y	0.243	—	—	0.067	µg/L	Y	—	NQ	N3B-2020-1601	CASA-20-199014	GELC
Sandia below Wetlands	07/13/2020	WS	UF	INIT	REG	Inorganic	SW-846:6020B	Uranium	U	Y	0.254	—	—	0.067	µg/L	Y	—	NQ	N3B-2020-1266	CASA-20-205482	GELC
Sandia below Wetlands	07/13/2020	WS	F	INIT	REG	Inorganic	SW-846:6020B	Uranium	U	Y	0.24	—	—	0.067	µg/L	Y	—	NQ	N3B-2020-1266	CASA-20-205483	GELC
Sandia below Wetlands	02/26/2020	WS	F	INIT	REG	Inorganic	SW-846:6020B	Uranium	U	Y	0.233	—	—	0.067	µg/L	Y	—	NQ	N3B-2020-949	CASA-20-194130	GELC
Sandia below Wetlands	02/26/2020	WS	F	INIT	FD	Inorganic	SW-846:6020B	Uranium	U	Y	0.226	—	—	0.067	µg/L	Y	—	NQ	N3B-2020-949	CASA-20-194136	GELC
Sandia below Wetlands	02/26/2020	WS	UF	INIT	REG	Inorganic	SW-846:6020B	Uranium	U	Y	0.235	—	—	0.067	µg/L	Y	—	NQ	N3B-2020-949	CASA-20-194129	GELC
Sandia below Wetlands	02/26/2020	WS	UF	INIT	FD	Inorganic	SW-846:6020B	Uranium	U	Y	0.227	—	—	0.067	µg/L	Y	—	NQ	N3B-2020-949	CASA-20-194135	GELC
Sandia below Wetlands	11/13/2019	WS	UF	INIT	REG	Inorganic	SW-846:6020B	Uranium	U	Y	0.238	—	—	0.067	µg/L	Y	—	NQ	N3B-2020-340	CASA-20-189549	GELC

Table C-2 Analytical Detections from the Periodic Monitoring Events Reported in this Periodic Monitoring Report Plus Results from the Four Previous Monitoring Events if Available

Location ID	Sample Date	Sample Type	Field Preparation Code	Analysis Type Code	Sample Purpose	Method Category	Lab Method	Parameter Name	Parameter Code	Detected	Report Result	Lab Uncertainty	Report MDA	Report MDL	Report Unit	Best Value	Lab Qualifier	Validation Qualifier	COC #	Field Sample ID	Lab ID
Sandia below Wetlands	11/13/2019	WS	F	INIT	REG	Inorganic	SW-846:6020B	Uranium	U	Y	0.239	—	—	0.067	µg/L	Y	—	NQ	N3B-2020-340	CASA-20-189550	GELC
Sandia below Wetlands	09/05/2019	WS	F	INIT	REG	Inorganic	SW-846:6020B	Uranium	U	Y	0.16	—	—	0.067	µg/L	Y	J	J	N3B-2019-3227	CASA-19-185396	GELC
Sandia below Wetlands	09/05/2019	WS	F	INIT	FD	Inorganic	SW-846:6020B	Uranium	U	Y	0.162	—	—	0.067	µg/L	Y	J	J	N3B-2019-3227	CASA-19-185407	GELC
Sandia below Wetlands	09/05/2019	WS	UF	INIT	REG	Inorganic	SW-846:6020B	Uranium	U	Y	0.183	—	—	0.067	µg/L	Y	J	J	N3B-2019-3227	CASA-19-185393	GELC
Sandia below Wetlands	09/05/2019	WS	UF	INIT	FD	Inorganic	SW-846:6020B	Uranium	U	Y	0.166	—	—	0.067	µg/L	Y	J	J	N3B-2019-3227	CASA-19-185406	GELC
Sandia below Wetlands	08/21/2020	WS	UF	INIT	REG	RAD	HASL-300:ISOU	Uranium-234	U-234	Y	0.137	0.035	0.0999	—	pCi/L	Y	—	NQ	N3B-2020-1601	CASA-20-199014	GELC
Sandia below Wetlands	07/26/2019	WS	UF	INIT	REG	RAD	HASL-300:ISOU	Uranium-234	U-234	N	0.0848	0.0253	0.0895	—	pCi/L	Y	U	U	N3B-2019-2670	CASA-19-182750	GELC
Sandia below Wetlands	07/24/2018	WS	UF	INIT	REG	RAD	HASL-300:ISOU	Uranium-234	U-234	N	0.0766	0.0424	0.205	—	pCi/L	Y	U	U	N3B-2018-3188	CASA-18-159883	GELC
Sandia below Wetlands	08/08/2017	WS	UF	INIT	REG	RAD	HASL-300:ISOU	Uranium-234	U-234	Y	0.155	0.0333	0.0912	—	pCi/L	Y	—	NQ	2017-2415	CASA-17-142050	GELC
Sandia below Wetlands	08/08/2016	WS	UF	INIT	REG	RAD	HASL-300:ISOU	Uranium-234	U-234	Y	0.122	0.0247	0.118	—	pCi/L	Y	—	NQ	2016-1993	CASA-16-124333	GELC
Sandia below Wetlands	08/21/2020	WS	UF	INIT	REG	RAD	HASL-300:ISOU	Uranium-235/236	U-235/236	N	0.00754	0.0148	0.078	—	pCi/L	Y	U	U	N3B-2020-1601	CASA-20-199014	GELC
Sandia below Wetlands	07/26/2019	WS	UF	INIT	REG	RAD	HASL-300:ISOU	Uranium-235/236	U-235/236	N	0.0111	0.0109	0.0753	—	pCi/L	Y	U	U	N3B-2019-2670	CASA-19-182750	GELC
Sandia below Wetlands	07/24/2018	WS	UF	INIT	REG	RAD	HASL-300:ISOU	Uranium-235/236	U-235/236	N	0.00877	0.0132	0.195	—	pCi/L	Y	U	U	N3B-2018-3188	CASA-18-159883	GELC
Sandia below Wetlands	08/08/2017	WS	UF	INIT	REG	RAD	HASL-300:ISOU	Uranium-235/236	U-235/236	N	0.00478	0.0143	0.0773	—	pCi/L	Y	U	U	2017-2415	CASA-17-142050	GELC
Sandia below Wetlands	08/08/2016	WS	UF	INIT	REG	RAD	HASL-300:ISOU	Uranium-235/236	U-235/236	N	0	0.0154	0.106	—	pCi/L	Y	U	U	2016-1993	CASA-16-124333	GELC
Sandia below Wetlands	08/21/2020	WS	UF	INIT	REG	RAD	HASL-300:ISOU	Uranium-238	U-238	Y	0.114	0.0299	0.0909	—	pCi/L	Y	—	NQ	N3B-2020-1601	CASA-20-199014	GELC
Sandia below Wetlands	07/26/2019	WS	UF	INIT	REG	RAD	HASL-300:ISOU	Uranium-238	U-238	N	0.0487	0.0211	0.0713	—	pCi/L	Y	U	U	N3B-2019-2670	CASA-19-182750	GELC
Sandia below Wetlands	07/24/2018	WS	UF	INIT	REG	RAD	HASL-300:ISOU	Uranium-238	U-238	N	0.014	0.0198	0.142	—	pCi/L	Y	U	U	N3B-2018-3188	CASA-18-159883	GELC
Sandia below Wetlands	08/08/2017	WS	UF	INIT	REG	RAD	HASL-300:ISOU	Uranium-238	U-238	N	0.0658	0.0186	0.0755	—	pCi/L	Y	U	U	2017-2415	CASA-17-142050	GELC
Sandia below Wetlands	08/08/2016	WS	UF	INIT	REG	RAD	HASL-300:ISOU	Uranium-238	U-238	N	0.0632	0.0237	0.095	—	pCi/L	Y	U	U	2016-1993	CASA-16-124333	GELC
Sandia below Wetlands	08/21/2020	WS	F	INIT	REG	Inorganic	SW-846:6010C	Vanadium	V	Y	6.65	—	—	1	µg/L	Y	—	NQ	N3B-2020-1601	CASA-20-199015	GELC
Sandia below Wetlands	08/21/2020	WS	UF	INIT	REG	Inorganic	SW-846:6010C	Vanadium	V	Y	6.85	—	—	1	µg/L	Y	—	NQ	N3B-2020-1601	CASA-20-199014	GELC
Sandia below Wetlands	07/13/2020	WS	UF	INIT	REG	Inorganic	SW-846:6010C	Vanadium	V	Y	7.67	—	—	1	µg/L	Y	—	NQ	N3B-2020-1266	CASA-20-205482	GELC
Sandia below Wetlands	07/13/2020	WS	F	INIT	REG	Inorganic	SW-846:6010C	Vanadium	V	Y	7.45	—	—	1	µg/L	Y	—	NQ	N3B-2020-1266	CASA-20-205483	GELC
Sandia below Wetlands	02/26/2020	WS	F	INIT	REG	Inorganic	SW-846:6010C	Vanadium	V	Y	6.23	—	—	1	µg/L	Y	—	NQ	N3B-2020-949	CASA-20-194130	GELC
Sandia below Wetlands	02/26/2020	WS	F	INIT	FD	Inorganic	SW-846:6010C	Vanadium	V	Y	5.67	—	—	1	µg/L	Y	—	NQ	N3B-2020-949	CASA-20-194136	GELC
Sandia below Wetlands	02/26/2020	WS	UF	INIT	REG	Inorganic	SW-846:6010C	Vanadium	V	Y	5.84	—	—	1	µg/L	Y	—	NQ	N3B-2020-949	CASA-20-194129	GELC
Sandia below Wetlands	02/26/2020	WS	UF	INIT	FD	Inorganic	SW-846:6010C	Vanadium	V	Y	6.37	—	—	1	µg/L	Y	—	NQ	N3B-2020-949	CASA-20-194135	GELC

Table C-2 Analytical Detections from the Periodic Monitoring Events Reported in this Periodic Monitoring Report Plus Results from the Four Previous Monitoring Events if Available

Location ID	Sample Date	Sample Type	Field Preparation Code	Analysis Type Code	Sample Purpose	Method Category	Lab Method	Parameter Name	Parameter Code	Detected	Report Result	Lab Uncertainty	Report MDA	Report MDL	Report Unit	Best Value	Lab Qualifier	Validation Qualifier	COC #	Field Sample ID	Lab ID
Sandia below Wetlands	11/13/2019	WS	UF	INIT	REG	Inorganic	SW-846:6010C	Vanadium	V	Y	7.53	—	—	1	µg/L	Y	—	NQ	N3B-2020-340	CASA-20-189549	GELC
Sandia below Wetlands	11/13/2019	WS	F	INIT	REG	Inorganic	SW-846:6010C	Vanadium	V	Y	7.32	—	—	1	µg/L	Y	—	NQ	N3B-2020-340	CASA-20-189550	GELC
Sandia below Wetlands	09/05/2019	WS	F	INIT	REG	Inorganic	SW-846:6010C	Vanadium	V	Y	5.24	—	—	1	µg/L	Y	—	NQ	N3B-2019-3227	CASA-19-185396	GELC
Sandia below Wetlands	09/05/2019	WS	F	INIT	FD	Inorganic	SW-846:6010C	Vanadium	V	Y	5.23	—	—	1	µg/L	Y	—	NQ	N3B-2019-3227	CASA-19-185407	GELC
Sandia below Wetlands	09/05/2019	WS	UF	INIT	REG	Inorganic	SW-846:6010C	Vanadium	V	Y	5.15	—	—	1	µg/L	Y	—	NQ	N3B-2019-3227	CASA-19-185393	GELC
Sandia below Wetlands	09/05/2019	WS	UF	INIT	FD	Inorganic	SW-846:6010C	Vanadium	V	Y	5.17	—	—	1	µg/L	Y	—	NQ	N3B-2019-3227	CASA-19-185406	GELC
Sandia below Wetlands	08/21/2020	WS	F	INIT	REG	Inorganic	SW-846:6010C	Zinc	Zn	Y	12.3	—	—	3.3	µg/L	Y	J	J	N3B-2020-1601	CASA-20-199015	GELC
Sandia below Wetlands	08/21/2020	WS	UF	INIT	REG	Inorganic	SW-846:6010C	Zinc	Zn	Y	15.7	—	—	3.3	µg/L	Y	J	J	N3B-2020-1601	CASA-20-199014	GELC
Sandia below Wetlands	07/13/2020	WS	UF	INIT	REG	Inorganic	SW-846:6010C	Zinc	Zn	N	22.5	—	—	3.3	µg/L	Y	—	U	N3B-2020-1266	CASA-20-205482	GELC
Sandia below Wetlands	07/13/2020	WS	F	INIT	REG	Inorganic	SW-846:6010C	Zinc	Zn	N	20	—	—	3.3	µg/L	Y	—	U	N3B-2020-1266	CASA-20-205483	GELC
Sandia below Wetlands	02/26/2020	WS	F	INIT	REG	Inorganic	SW-846:6010C	Zinc	Zn	N	12.7	—	—	3.3	µg/L	Y	J	U	N3B-2020-949	CASA-20-194130	GELC
Sandia below Wetlands	02/26/2020	WS	F	INIT	FD	Inorganic	SW-846:6010C	Zinc	Zn	N	17.9	—	—	3.3	µg/L	Y	J	U	N3B-2020-949	CASA-20-194136	GELC
Sandia below Wetlands	02/26/2020	WS	UF	INIT	REG	Inorganic	SW-846:6010C	Zinc	Zn	N	12.6	—	—	3.3	µg/L	Y	J	U	N3B-2020-949	CASA-20-194129	GELC
Sandia below Wetlands	02/26/2020	WS	UF	INIT	FD	Inorganic	SW-846:6010C	Zinc	Zn	N	13.5	—	—	3.3	µg/L	Y	J	U	N3B-2020-949	CASA-20-194135	GELC
Sandia below Wetlands	11/13/2019	WS	UF	INIT	REG	Inorganic	SW-846:6010C	Zinc	Zn	Y	14.4	—	—	3.3	µg/L	Y	J	J	N3B-2020-340	CASA-20-189549	GELC
Sandia below Wetlands	11/13/2019	WS	F	INIT	REG	Inorganic	SW-846:6010C	Zinc	Zn	Y	14	—	—	3.3	µg/L	Y	J	J	N3B-2020-340	CASA-20-189550	GELC
Sandia below Wetlands	09/05/2019	WS	F	INIT	REG	Inorganic	SW-846:6010C	Zinc	Zn	N	14.8	—	—	3.3	µg/L	Y	J	U	N3B-2019-3227	CASA-19-185396	GELC
Sandia below Wetlands	09/05/2019	WS	F	INIT	FD	Inorganic	SW-846:6010C	Zinc	Zn	N	14.5	—	—	3.3	µg/L	Y	J	U	N3B-2019-3227	CASA-19-185407	GELC
Sandia below Wetlands	09/05/2019	WS	UF	INIT	REG	Inorganic	SW-846:6010C	Zinc	Zn	N	20.7	—	—	3.3	µg/L	Y	—	U	N3B-2019-3227	CASA-19-185393	GELC
Sandia below Wetlands	09/05/2019	WS	UF	INIT	FD	Inorganic	SW-846:6010C	Zinc	Zn	N	15.7	—	—	3.3	µg/L	Y	J	U	N3B-2019-3227	CASA-19-185406	GELC
Sandia right fork at Pwr Plant	08/21/2020	WS	UF	INIT	REG	VOC	SW-846:8260B	Acetone	67-64-1	Y	3.73	—	—	1.5	µg/L	Y	J	J	N3B-2020-1601	CASA-20-199009	GELC
Sandia right fork at Pwr Plant	07/26/2019	WS	UF	INIT	REG	VOC	SW-846:8260B	Acetone	67-64-1	N	1.5	—	—	1.5	µg/L	Y	U	U	N3B-2019-2670	CASA-19-182737	GELC
Sandia right fork at Pwr Plant	07/24/2018	WS	UF	INIT	REG	VOC	SW-846:8260B	Acetone	67-64-1	N	1.66	—	—	1.5	µg/L	Y	J	U	N3B-2018-3188	CASA-18-159879	GELC
Sandia right fork at Pwr Plant	08/08/2017	WS	UF	INIT	REG	VOC	SW-846:8260B	Acetone	67-64-1	N	1.5	—	—	1.5	µg/L	Y	U	U	2017-2415	CASA-17-142038	GELC
Sandia right fork at Pwr Plant	08/08/2017	WS	UF	INIT	FD	VOC	SW-846:8260B	Acetone	67-64-1	N	1.5	—	—	1.5	µg/L	Y	U	U	2017-2415	CASA-17-142041	GELC
Sandia right fork at Pwr Plant	08/08/2016	WS	UF	INIT	FD	VOC	SW-846:8260B	Acetone	67-64-1	N	10	—	—	3	µg/L	Y	U	U	2016-1992	CASA-16-124309	GELC
Sandia right fork at Pwr Plant	08/08/2016	WS	UF	INIT	REG	VOC	SW-846:8260B	Acetone	67-64-1	N	10	—	—	3	µg/L	Y	U	U	2016-1992	CASA-16-124334	GELC
Sandia right fork at Pwr Plant	08/21/2020	WS	F	INIT	REG	General Chemistry	EPA:150.1	Acidity or Alkalinity of a solution	pH	Y	8.32	—	—	0.01	SU	Y	H	NQ	N3B-2020-1601	CASA-20-199012	GELC

Table C-2 Analytical Detections from the Periodic Monitoring Events Reported in this Periodic Monitoring Report Plus Results from the Four Previous Monitoring Events if Available

Location ID	Sample Date	Sample Type	Field Preparation Code	Analysis Type Code	Sample Purpose	Method Category	Lab Method	Parameter Name	Parameter Code	Detected	Report Result	Lab Uncertainty	Report MDA	Report MDL	Report Unit	Best Value	Lab Qualifier	Validation Qualifier	COC #	Field Sample ID	Lab ID
Sandia right fork at Pwr Plant	07/26/2019	WS	F	INIT	REG	General Chemistry	EPA:150.1	Acidity or Alkalinity of a solution	pH	Y	8.32	—	—	0.01	SU	Y	H	NQ	N3B-2019-2670	CASA-19-182736	GELC
Sandia right fork at Pwr Plant	07/24/2018	WS	F	INIT	REG	General Chemistry	EPA:150.1	Acidity or Alkalinity of a solution	pH	Y	8.08	—	—	0.01	SU	Y	H	NQ	N3B-2018-3188	CASA-18-159909	GELC
Sandia right fork at Pwr Plant	08/08/2017	WS	F	INIT	REG	General Chemistry	EPA:150.1	Acidity or Alkalinity of a solution	pH	Y	8.19	—	—	0.01	SU	Y	H	NQ	2017-2415	CASA-17-142031	GELC
Sandia right fork at Pwr Plant	08/08/2017	WS	F	INIT	FD	General Chemistry	EPA:150.1	Acidity or Alkalinity of a solution	pH	Y	8.17	—	—	0.01	SU	Y	H	NQ	2017-2415	CASA-17-142040	GELC
Sandia right fork at Pwr Plant	08/08/2016	WS	F	INIT	REG	General Chemistry	EPA:150.1	Acidity or Alkalinity of a solution	pH	Y	8.29	—	—	0.01	SU	Y	H	NQ	2016-1992	CASA-16-124350	GELC
Sandia right fork at Pwr Plant	08/08/2016	WS	F	INIT	FD	General Chemistry	EPA:150.1	Acidity or Alkalinity of a solution	pH	Y	8.23	—	—	0.01	SU	Y	H	NQ	2016-1992	CASA-16-124312	GELC
Sandia right fork at Pwr Plant	08/21/2020	WS	F	INIT	REG	General Chemistry	EPA:310.1	Alkalinity-CO3+HCO3	ALK-CO3+HCO3	Y	132	—	—	1.45	mg/L	Y	—	NQ	N3B-2020-1601	CASA-20-199012	GELC
Sandia right fork at Pwr Plant	07/26/2019	WS	F	INIT	REG	General Chemistry	EPA:310.1	Alkalinity-CO3+HCO3	ALK-CO3+HCO3	Y	134	—	—	1.45	mg/L	Y	—	NQ	N3B-2019-2670	CASA-19-182736	GELC
Sandia right fork at Pwr Plant	07/24/2018	WS	F	INIT	REG	General Chemistry	EPA:310.1	Alkalinity-CO3+HCO3	ALK-CO3+HCO3	Y	67.4	—	—	1.45	mg/L	Y	—	NQ	N3B-2018-3188	CASA-18-159909	GELC
Sandia right fork at Pwr Plant	08/08/2017	WS	F	INIT	REG	General Chemistry	EPA:310.1	Alkalinity-CO3+HCO3	ALK-CO3+HCO3	Y	86.5	—	—	1.45	mg/L	Y	—	NQ	2017-2415	CASA-17-142031	GELC
Sandia right fork at Pwr Plant	08/08/2017	WS	F	INIT	FD	General Chemistry	EPA:310.1	Alkalinity-CO3+HCO3	ALK-CO3+HCO3	Y	85.9	—	—	1.45	mg/L	Y	—	NQ	2017-2415	CASA-17-142040	GELC
Sandia right fork at Pwr Plant	08/08/2016	WS	F	INIT	REG	General Chemistry	EPA:310.1	Alkalinity-CO3+HCO3	ALK-CO3+HCO3	Y	73.3	—	—	0.725	mg/L	Y	—	NQ	2016-1992	CASA-16-124350	GELC
Sandia right fork at Pwr Plant	08/08/2016	WS	F	INIT	FD	General Chemistry	EPA:310.1	Alkalinity-CO3+HCO3	ALK-CO3+HCO3	Y	74.3	—	—	0.725	mg/L	Y	—	NQ	2016-1992	CASA-16-124312	GELC
Sandia right fork at Pwr Plant	08/21/2020	WS	UF	INIT	REG	RAD	HASL-300:AM-241	Americium-241	Am-241	N	0.0105	0.0123	0.0465	—	pCi/L	Y	U	U	N3B-2020-1601	CASA-20-199009	GELC
Sandia right fork at Pwr Plant	07/26/2019	WS	UF	INIT	REG	RAD	HASL-300:AM-241	Americium-241	Am-241	N	0.0123	0.00873	0.0299	—	pCi/L	Y	U	U	N3B-2019-2670	CASA-19-182737	GELC
Sandia right fork at Pwr Plant	07/24/2018	WS	UF	INIT	REG	RAD	HASL-300:AM-241	Americium-241	Am-241	N	0.00273	0.00904	0.0546	—	pCi/L	Y	U	U	N3B-2018-3188	CASA-18-159879	GELC
Sandia right fork at Pwr Plant	08/08/2017	WS	UF	INIT	REG	RAD	HASL-300:AM-241	Americium-241	Am-241	N	0.00657	0.00579	0.0326	—	pCi/L	Y	U	U	2017-2415	CASA-17-142038	GELC
Sandia right fork at Pwr Plant	08/08/2017	WS	UF	INIT	FD	RAD	HASL-300:AM-241	Americium-241	Am-241	N	0.00974	0.00754	0.029	—	pCi/L	Y	U	U	2017-2415	CASA-17-142041	GELC
Sandia right fork at Pwr Plant	08/08/2016	WS	UF	INIT	REG	RAD	HASL-300:AM-241	Americium-241	Am-241	N	0.00385	0.00667	0.0514	—	pCi/L	Y	U	U	2016-1992	CASA-16-124334	GELC
Sandia right fork at Pwr Plant	08/08/2016	WS	UF	INIT	FD	RAD	HASL-300:AM-241	Americium-241	Am-241	N	0.0964	0.059	0.321	—	pCi/L	Y	U	U	2016-1992	CASA-16-124309	GELC
Sandia right fork at Pwr Plant	08/21/2020	WS	F	INIT	REG	General Chemistry	EPA:350.1	Ammonia as Nitrogen	NH3-N	Y	0.114	—	—	0.017	mg/L	Y	—	NQ	N3B-2020-1601	CASA-20-199012	GELC
Sandia right fork at Pwr Plant	07/26/2019	WS	F	INIT	REG	General Chemistry	EPA:350.1	Ammonia as Nitrogen	NH3-N	Y	0.22	—	—	0.017	mg/L	Y	—	NQ	N3B-2019-2670	CASA-19-182736	GELC
Sandia right fork at Pwr Plant	02/28/2019	WS	F	INIT	REG	General Chemistry	EPA:350.1	Ammonia as Nitrogen	NH3-N	N	0.119	—	—	0.017	mg/L	Y	—	U	N3B-2019-990	CASA-19-166813	GELC
Sandia right fork at Pwr Plant	02/28/2019	WS	F	INIT	FD	General Chemistry	EPA:350.1	Ammonia as Nitrogen	NH3-N	N	0.124	—	—	0.017	mg/L	Y	—	U	N3B-2019-990	CASA-19-166826	GELC
Sandia right fork at Pwr Plant	11/29/2018	WS	F	INIT	REG	General Chemistry	EPA:350.1	Ammonia as Nitrogen	NH3-N	Y	0.178	—	—	0.017	mg/L	Y	—	NQ	N3B-2019-588	CASA-19-164297	GELC
Sandia right fork at Pwr Plant	11/29/2018	WS	F	INIT	FD	General Chemistry	EPA:350.1	Ammonia as Nitrogen	NH3-N	Y	0.145	—	—	0.017	mg/L	Y	—	NQ	N3B-2019-588	CASA-19-164301	GELC
Sandia right fork at Pwr Plant	07/24/2018	WS	F	INIT	REG	General Chemistry	EPA:350.1	Ammonia as Nitrogen	NH3-N	N	0.0864	—	—	0.017	mg/L	Y	—	U	N3B-2018-3188	CASA-18-159909	GELC
Sandia right fork at Pwr Plant	07/24/2018	WS	F	INIT	REG	General Chemistry	EPA:350.1	Ammonia as Nitrogen	NH3-N	N	0.106	—	—	0.017	mg/L	Y	—	U	N3B-2018-3184	CASA-18-159927	GELC

Table C-2 Analytical Detections from the Periodic Monitoring Events Reported in this Periodic Monitoring Report Plus Results from the Four Previous Monitoring Events if Available

Location ID	Sample Date	Sample Type	Field Preparation Code	Analysis Type Code	Sample Purpose	Method Category	Lab Method	Parameter Name	Parameter Code	Detected	Report Result	Lab Uncertainty	Report MDA	Report MDL	Report Unit	Best Value	Lab Qualifier	Validation Qualifier	COC #	Field Sample ID	Lab ID
Sandia right fork at Pwr Plant	08/21/2020	WS	F	INIT	REG	Inorganic	SW-846:6020B	Arsenic	As	Y	3.25	—	—	2	µg/L	Y	J	J	N3B-2020-1601	CASA-20-199012	GELC
Sandia right fork at Pwr Plant	08/21/2020	WS	UF	INIT	REG	Inorganic	SW-846:6020B	Arsenic	As	Y	3.73	—	—	2	µg/L	Y	J	J	N3B-2020-1601	CASA-20-199009	GELC
Sandia right fork at Pwr Plant	07/13/2020	WS	UF	INIT	REG	Inorganic	SW-846:6020B	Arsenic	As	Y	2.23	—	—	2	µg/L	Y	J	J	N3B-2020-1266	CASA-20-205484	GELC
Sandia right fork at Pwr Plant	07/13/2020	WS	UF	INIT	FD	Inorganic	SW-846:6020B	Arsenic	As	Y	2.18	—	—	2	µg/L	Y	J	J	N3B-2020-1266	CASA-20-205486	GELC
Sandia right fork at Pwr Plant	07/13/2020	WS	F	INIT	REG	Inorganic	SW-846:6020B	Arsenic	As	Y	2.33	—	—	2	µg/L	Y	J	J	N3B-2020-1266	CASA-20-205485	GELC
Sandia right fork at Pwr Plant	07/13/2020	WS	F	INIT	FD	Inorganic	SW-846:6020B	Arsenic	As	Y	2.16	—	—	2	µg/L	Y	J	J	N3B-2020-1266	CASA-20-205487	GELC
Sandia right fork at Pwr Plant	02/26/2020	WS	F	INIT	REG	Inorganic	SW-846:6020B	Arsenic	As	N	4.83	—	—	2	µg/L	Y	J	U	N3B-2020-949	CASA-20-194132	GELC
Sandia right fork at Pwr Plant	02/26/2020	WS	UF	INIT	REG	Inorganic	SW-846:6020B	Arsenic	As	N	4.88	—	—	2	µg/L	Y	J	U	N3B-2020-949	CASA-20-194131	GELC
Sandia right fork at Pwr Plant	11/13/2019	WS	UF	INIT	REG	Inorganic	SW-846:6020B	Arsenic	As	Y	2.4	—	—	2	µg/L	Y	J	J	N3B-2020-340	CASA-20-189551	GELC
Sandia right fork at Pwr Plant	11/13/2019	WS	UF	INIT	FD	Inorganic	SW-846:6020B	Arsenic	As	Y	2.25	—	—	2	µg/L	Y	J	J	N3B-2020-340	CASA-20-189555	GELC
Sandia right fork at Pwr Plant	11/13/2019	WS	F	INIT	REG	Inorganic	SW-846:6020B	Arsenic	As	Y	2.39	—	—	2	µg/L	Y	J	J	N3B-2020-340	CASA-20-189552	GELC
Sandia right fork at Pwr Plant	11/13/2019	WS	F	INIT	FD	Inorganic	SW-846:6020B	Arsenic	As	Y	2.2	—	—	2	µg/L	Y	J	J	N3B-2020-340	CASA-20-189556	GELC
Sandia right fork at Pwr Plant	09/04/2019	WS	F	INIT	REG	Inorganic	SW-846:6020B	Arsenic	As	Y	3.1	—	—	2	µg/L	Y	J	J	N3B-2019-3227	CASA-19-185397	GELC
Sandia right fork at Pwr Plant	09/04/2019	WS	UF	INIT	REG	Inorganic	SW-846:6020B	Arsenic	As	Y	3.57	—	—	2	µg/L	Y	J	J	N3B-2019-3227	CASA-19-185394	GELC
Sandia right fork at Pwr Plant	08/21/2020	WS	F	INIT	REG	Inorganic	SW-846:6010C	Barium	Ba	Y	25.9	—	—	1	µg/L	Y	—	NQ	N3B-2020-1601	CASA-20-199012	GELC
Sandia right fork at Pwr Plant	08/21/2020	WS	UF	INIT	REG	Inorganic	SW-846:6010C	Barium	Ba	Y	26.6	—	—	1	µg/L	Y	—	NQ	N3B-2020-1601	CASA-20-199009	GELC
Sandia right fork at Pwr Plant	07/13/2020	WS	UF	INIT	REG	Inorganic	SW-846:6010C	Barium	Ba	Y	26	—	—	1	µg/L	Y	—	NQ	N3B-2020-1266	CASA-20-205484	GELC
Sandia right fork at Pwr Plant	07/13/2020	WS	UF	INIT	FD	Inorganic	SW-846:6010C	Barium	Ba	Y	27.3	—	—	1	µg/L	Y	—	NQ	N3B-2020-1266	CASA-20-205486	GELC
Sandia right fork at Pwr Plant	07/13/2020	WS	F	INIT	REG	Inorganic	SW-846:6010C	Barium	Ba	Y	26.2	—	—	1	µg/L	Y	—	NQ	N3B-2020-1266	CASA-20-205485	GELC
Sandia right fork at Pwr Plant	07/13/2020	WS	F	INIT	FD	Inorganic	SW-846:6010C	Barium	Ba	Y	25.4	—	—	1	µg/L	Y	—	NQ	N3B-2020-1266	CASA-20-205487	GELC
Sandia right fork at Pwr Plant	02/26/2020	WS	F	INIT	REG	Inorganic	SW-846:6010C	Barium	Ba	Y	25.1	—	—	1	µg/L	Y	—	NQ	N3B-2020-949	CASA-20-194132	GELC
Sandia right fork at Pwr Plant	02/26/2020	WS	UF	INIT	REG	Inorganic	SW-846:6010C	Barium	Ba	Y	25.6	—	—	1	µg/L	Y	—	NQ	N3B-2020-949	CASA-20-194131	GELC
Sandia right fork at Pwr Plant	11/13/2019	WS	UF	INIT	REG	Inorganic	SW-846:6010C	Barium	Ba	Y	19.8	—	—	1	µg/L	Y	—	NQ	N3B-2020-340	CASA-20-189551	GELC
Sandia right fork at Pwr Plant	11/13/2019	WS	UF	INIT	FD	Inorganic	SW-846:6010C	Barium	Ba	Y	19.7	—	—	1	µg/L	Y	—	NQ	N3B-2020-340	CASA-20-189555	GELC
Sandia right fork at Pwr Plant	11/13/2019	WS	F	INIT	REG	Inorganic	SW-846:6010C	Barium	Ba	Y	19.5	—	—	1	µg/L	Y	—	NQ	N3B-2020-340	CASA-20-189552	GELC
Sandia right fork at Pwr Plant	11/13/2019	WS	F	INIT	FD	Inorganic	SW-846:6010C	Barium	Ba	Y	19	—	—	1	µg/L	Y	—	NQ	N3B-2020-340	CASA-20-189556	GELC
Sandia right fork at Pwr Plant	09/04/2019	WS	F	INIT	REG	Inorganic	SW-846:6010C	Barium	Ba	Y	32.4	—	—	1	µg/L	Y	—	NQ	N3B-2019-3227	CASA-19-185397	GELC
Sandia right fork at Pwr Plant	09/04/2019	WS	UF	INIT	REG	Inorganic	SW-846:6010C	Barium	Ba	Y	32.9	—	—	1	µg/L	Y	—	NQ	N3B-2019-3227	CASA-19-185394	GELC

Table C-2 Analytical Detections from the Periodic Monitoring Events Reported in this Periodic Monitoring Report Plus Results from the Four Previous Monitoring Events if Available

Location ID	Sample Date	Sample Type	Field Preparation Code	Analysis Type Code	Sample Purpose	Method Category	Lab Method	Parameter Name	Parameter Code	Detected	Report Result	Lab Uncertainty	Report MDA	Report MDL	Report Unit	Best Value	Lab Qualifier	Validation Qualifier	COC #	Field Sample ID	Lab ID
Sandia right fork at Pwr Plant	08/21/2020	WS	F	INIT	REG	Inorganic	SW-846:6010C	Boron	B	Y	148	—	—	15	µg/L	Y	—	NQ	N3B-2020-1601	CASA-20-199012	GELC
Sandia right fork at Pwr Plant	08/21/2020	WS	UF	INIT	REG	Inorganic	SW-846:6010C	Boron	B	Y	150	—	—	15	µg/L	Y	—	NQ	N3B-2020-1601	CASA-20-199009	GELC
Sandia right fork at Pwr Plant	07/13/2020	WS	UF	INIT	REG	Inorganic	SW-846:6010C	Boron	B	Y	125	—	—	15	µg/L	Y	—	NQ	N3B-2020-1266	CASA-20-205484	GELC
Sandia right fork at Pwr Plant	07/13/2020	WS	UF	INIT	FD	Inorganic	SW-846:6010C	Boron	B	Y	131	—	—	15	µg/L	Y	—	NQ	N3B-2020-1266	CASA-20-205486	GELC
Sandia right fork at Pwr Plant	07/13/2020	WS	F	INIT	REG	Inorganic	SW-846:6010C	Boron	B	Y	129	—	—	15	µg/L	Y	—	NQ	N3B-2020-1266	CASA-20-205485	GELC
Sandia right fork at Pwr Plant	07/13/2020	WS	F	INIT	FD	Inorganic	SW-846:6010C	Boron	B	Y	126	—	—	15	µg/L	Y	—	NQ	N3B-2020-1266	CASA-20-205487	GELC
Sandia right fork at Pwr Plant	02/26/2020	WS	F	INIT	REG	Inorganic	SW-846:6010C	Boron	B	Y	70	—	—	15	µg/L	Y	—	NQ	N3B-2020-949	CASA-20-194132	GELC
Sandia right fork at Pwr Plant	02/26/2020	WS	UF	INIT	REG	Inorganic	SW-846:6010C	Boron	B	Y	71.6	—	—	15	µg/L	Y	—	NQ	N3B-2020-949	CASA-20-194131	GELC
Sandia right fork at Pwr Plant	11/13/2019	WS	UF	INIT	REG	Inorganic	SW-846:6010C	Boron	B	Y	76.7	—	—	15	µg/L	Y	—	NQ	N3B-2020-340	CASA-20-189551	GELC
Sandia right fork at Pwr Plant	11/13/2019	WS	UF	INIT	FD	Inorganic	SW-846:6010C	Boron	B	Y	74.1	—	—	15	µg/L	Y	—	NQ	N3B-2020-340	CASA-20-189555	GELC
Sandia right fork at Pwr Plant	11/13/2019	WS	F	INIT	REG	Inorganic	SW-846:6010C	Boron	B	Y	84.5	—	—	15	µg/L	Y	—	NQ	N3B-2020-340	CASA-20-189552	GELC
Sandia right fork at Pwr Plant	11/13/2019	WS	F	INIT	FD	Inorganic	SW-846:6010C	Boron	B	Y	83.5	—	—	15	µg/L	Y	—	NQ	N3B-2020-340	CASA-20-189556	GELC
Sandia right fork at Pwr Plant	09/04/2019	WS	F	INIT	REG	Inorganic	SW-846:6010C	Boron	B	Y	142	—	—	15	µg/L	Y	—	NQ	N3B-2019-3227	CASA-19-185397	GELC
Sandia right fork at Pwr Plant	09/04/2019	WS	UF	INIT	REG	Inorganic	SW-846:6010C	Boron	B	Y	142	—	—	15	µg/L	Y	—	NQ	N3B-2019-3227	CASA-19-185394	GELC
Sandia right fork at Pwr Plant	08/21/2020	WS	F	INIT	REG	General Chemistry	EPA:300.0	Bromide	Br(-1)	Y	0.934	—	—	0.067	mg/L	Y	—	NQ	N3B-2020-1601	CASA-20-199012	GELC
Sandia right fork at Pwr Plant	07/26/2019	WS	F	INIT	REG	General Chemistry	EPA:300.0	Bromide	Br(-1)	Y	1.17	—	—	0.067	mg/L	Y	—	NQ	N3B-2019-2670	CASA-19-182736	GELC
Sandia right fork at Pwr Plant	02/28/2019	WS	F	INIT	REG	General Chemistry	EPA:300.0	Bromide	Br(-1)	Y	1.16	—	—	0.067	mg/L	Y	—	NQ	N3B-2019-990	CASA-19-166813	GELC
Sandia right fork at Pwr Plant	02/28/2019	WS	F	INIT	FD	General Chemistry	EPA:300.0	Bromide	Br(-1)	Y	1.22	—	—	0.067	mg/L	Y	—	NQ	N3B-2019-990	CASA-19-166826	GELC
Sandia right fork at Pwr Plant	11/29/2018	WS	F	INIT	REG	General Chemistry	EPA:300.0	Bromide	Br(-1)	Y	0.693	—	—	0.067	mg/L	Y	—	NQ	N3B-2019-588	CASA-19-164297	GELC
Sandia right fork at Pwr Plant	11/29/2018	WS	F	INIT	FD	General Chemistry	EPA:300.0	Bromide	Br(-1)	Y	0.734	—	—	0.067	mg/L	Y	—	NQ	N3B-2019-588	CASA-19-164301	GELC
Sandia right fork at Pwr Plant	07/24/2018	WS	F	INIT	REG	General Chemistry	EPA:300.0	Bromide	Br(-1)	Y	3.15	—	—	0.67	mg/L	Y	—	NQ	N3B-2018-3188	CASA-18-159909	GELC
Sandia right fork at Pwr Plant	07/24/2018	WS	F	INIT	REG	General Chemistry	EPA:300.0	Bromide	Br(-1)	Y	3.1	—	—	0.67	mg/L	Y	—	NQ	N3B-2018-3184	CASA-18-159927	GELC
Sandia right fork at Pwr Plant	08/21/2020	WS	UF	INIT	REG	VOC	SW-846:8260B	Bromodichloromethane	75-27-4	Y	0.43	—	—	0.3	µg/L	Y	J	J	N3B-2020-1601	CASA-20-199009	GELC
Sandia right fork at Pwr Plant	07/26/2019	WS	UF	INIT	REG	VOC	SW-846:8260B	Bromodichloromethane	75-27-4	Y	0.62	—	—	0.3	µg/L	Y	J	J	N3B-2019-2670	CASA-19-182737	GELC
Sandia right fork at Pwr Plant	07/24/2018	WS	UF	INIT	REG	VOC	SW-846:8260B	Bromodichloromethane	75-27-4	N	0.3	—	—	0.3	µg/L	Y	U	U	N3B-2018-3188	CASA-18-159879	GELC
Sandia right fork at Pwr Plant	08/08/2017	WS	UF	INIT	REG	VOC	SW-846:8260B	Bromodichloromethane	75-27-4	N	0.3	—	—	0.3	µg/L	Y	U	U	2017-2415	CASA-17-142038	GELC
Sandia right fork at Pwr Plant	08/08/2017	WS	UF	INIT	FD	VOC	SW-846:8260B	Bromodichloromethane	75-27-4	N	0.3	—	—	0.3	µg/L	Y	U	U	2017-2415	CASA-17-142041	GELC
Sandia right fork at Pwr Plant	08/08/2016	WS	UF	INIT	FD	VOC	SW-846:8260B	Bromodichloromethane	75-27-4	Y	0.93	—	—	0.3	µg/L	Y	J	J	2016-1992	CASA-16-124309	GELC

Table C-2 Analytical Detections from the Periodic Monitoring Events Reported in this Periodic Monitoring Report Plus Results from the Four Previous Monitoring Events if Available

Location ID	Sample Date	Sample Type	Field Preparation Code	Analysis Type Code	Sample Purpose	Method Category	Lab Method	Parameter Name	Parameter Code	Detected	Report Result	Lab Uncertainty	Report MDA	Report MDL	Report Unit	Best Value	Lab Qualifier	Validation Qualifier	COC #	Field Sample ID	Lab ID
Sandia right fork at Pwr Plant	08/08/2016	WS	UF	INIT	REG	VOC	SW-846:8260B	Bromodichloromethane	75-27-4	Y	0.88	—	—	0.3	µg/L	Y	J	J	2016-1992	CASA-16-124334	GELC
Sandia right fork at Pwr Plant	08/21/2020	WS	UF	INIT	REG	VOC	SW-846:8260B	Bromoform	75-25-2	Y	1.38	—	—	0.3	µg/L	Y	—	NQ	N3B-2020-1601	CASA-20-199009	GELC
Sandia right fork at Pwr Plant	07/26/2019	WS	UF	INIT	REG	VOC	SW-846:8260B	Bromoform	75-25-2	Y	0.73	—	—	0.3	µg/L	Y	J	J	N3B-2019-2670	CASA-19-182737	GELC
Sandia right fork at Pwr Plant	07/24/2018	WS	UF	INIT	REG	VOC	SW-846:8260B	Bromoform	75-25-2	N	0.3	—	—	0.3	µg/L	Y	U	U	N3B-2018-3188	CASA-18-159879	GELC
Sandia right fork at Pwr Plant	08/08/2017	WS	UF	INIT	REG	VOC	SW-846:8260B	Bromoform	75-25-2	N	0.3	—	—	0.3	µg/L	Y	U	U	2017-2415	CASA-17-142038	GELC
Sandia right fork at Pwr Plant	08/08/2017	WS	UF	INIT	FD	VOC	SW-846:8260B	Bromoform	75-25-2	N	0.3	—	—	0.3	µg/L	Y	U	U	2017-2415	CASA-17-142041	GELC
Sandia right fork at Pwr Plant	08/08/2016	WS	UF	INIT	REG	VOC	SW-846:8260B	Bromoform	75-25-2	Y	1.24	—	—	0.3	µg/L	Y	—	NQ	2016-1992	CASA-16-124334	GELC
Sandia right fork at Pwr Plant	08/08/2016	WS	UF	INIT	FD	VOC	SW-846:8260B	Bromoform	75-25-2	Y	1.21	—	—	0.3	µg/L	Y	—	NQ	2016-1992	CASA-16-124309	GELC
Sandia right fork at Pwr Plant	08/21/2020	WS	F	INIT	REG	Inorganic	SW-846:6010C	Calcium	Ca	Y	18.4	—	—	0.05	mg/L	Y	—	NQ	N3B-2020-1601	CASA-20-199012	GELC
Sandia right fork at Pwr Plant	08/21/2020	WS	UF	INIT	REG	Inorganic	SW-846:6010C	Calcium	Ca	Y	18	—	—	0.05	mg/L	Y	—	NQ	N3B-2020-1601	CASA-20-199009	GELC
Sandia right fork at Pwr Plant	07/13/2020	WS	UF	INIT	REG	Inorganic	SW-846:6010C	Calcium	Ca	Y	17.4	—	—	0.05	mg/L	Y	—	NQ	N3B-2020-1266	CASA-20-205484	GELC
Sandia right fork at Pwr Plant	07/13/2020	WS	UF	INIT	FD	Inorganic	SW-846:6010C	Calcium	Ca	Y	18.3	—	—	0.05	mg/L	Y	—	NQ	N3B-2020-1266	CASA-20-205486	GELC
Sandia right fork at Pwr Plant	07/13/2020	WS	F	INIT	REG	Inorganic	SW-846:6010C	Calcium	Ca	Y	18.2	—	—	0.05	mg/L	Y	—	NQ	N3B-2020-1266	CASA-20-205485	GELC
Sandia right fork at Pwr Plant	07/13/2020	WS	F	INIT	FD	Inorganic	SW-846:6010C	Calcium	Ca	Y	17.7	—	—	0.05	mg/L	Y	—	NQ	N3B-2020-1266	CASA-20-205487	GELC
Sandia right fork at Pwr Plant	02/26/2020	WS	F	INIT	REG	Inorganic	SW-846:6010C	Calcium	Ca	Y	13.6	—	—	0.05	mg/L	Y	—	NQ	N3B-2020-949	CASA-20-194132	GELC
Sandia right fork at Pwr Plant	02/26/2020	WS	UF	INIT	REG	Inorganic	SW-846:6010C	Calcium	Ca	Y	14.4	—	—	0.05	mg/L	Y	—	NQ	N3B-2020-949	CASA-20-194131	GELC
Sandia right fork at Pwr Plant	11/13/2019	WS	UF	INIT	REG	Inorganic	SW-846:6010C	Calcium	Ca	Y	16.7	—	—	0.05	mg/L	Y	—	NQ	N3B-2020-340	CASA-20-189551	GELC
Sandia right fork at Pwr Plant	11/13/2019	WS	UF	INIT	FD	Inorganic	SW-846:6010C	Calcium	Ca	Y	16.7	—	—	0.05	mg/L	Y	—	NQ	N3B-2020-340	CASA-20-189555	GELC
Sandia right fork at Pwr Plant	11/13/2019	WS	F	INIT	REG	Inorganic	SW-846:6010C	Calcium	Ca	Y	16.5	—	—	0.05	mg/L	Y	—	NQ	N3B-2020-340	CASA-20-189552	GELC
Sandia right fork at Pwr Plant	11/13/2019	WS	F	INIT	FD	Inorganic	SW-846:6010C	Calcium	Ca	Y	16.2	—	—	0.05	mg/L	Y	—	NQ	N3B-2020-340	CASA-20-189556	GELC
Sandia right fork at Pwr Plant	09/04/2019	WS	F	INIT	REG	Inorganic	SW-846:6010C	Calcium	Ca	Y	20.1	—	—	0.05	mg/L	Y	—	NQ	N3B-2019-3227	CASA-19-185397	GELC
Sandia right fork at Pwr Plant	09/04/2019	WS	UF	INIT	REG	Inorganic	SW-846:6010C	Calcium	Ca	Y	20.7	—	—	0.05	mg/L	Y	—	NQ	N3B-2019-3227	CASA-19-185394	GELC
Sandia right fork at Pwr Plant	08/21/2020	WS	UF	INIT	REG	RAD	EPA:901.1	Cesium-137	Cs-137	N	-0.0438	1.24	4.76	—	pCi/L	Y	U	U	N3B-2020-1601	CASA-20-199009	GELC
Sandia right fork at Pwr Plant	07/26/2019	WS	UF	INIT	REG	RAD	EPA:901.1	Cesium-137	Cs-137	N	-0.516	0.83	2.94	—	pCi/L	Y	U	U	N3B-2019-2670	CASA-19-182737	GELC
Sandia right fork at Pwr Plant	07/24/2018	WS	UF	INIT	REG	RAD	EPA:901.1	Cesium-137	Cs-137	N	0.692	0.833	3.19	—	pCi/L	Y	U	U	N3B-2018-3188	CASA-18-159879	GELC
Sandia right fork at Pwr Plant	08/08/2017	WS	UF	INIT	REG	RAD	EPA:901.1	Cesium-137	Cs-137	N	-1.27	1.25	4.26	—	pCi/L	Y	U	U	2017-2415	CASA-17-142038	GELC
Sandia right fork at Pwr Plant	08/08/2017	WS	UF	INIT	FD	RAD	EPA:901.1	Cesium-137	Cs-137	N	1.11	1.27	4.96	—	pCi/L	Y	U	U	2017-2415	CASA-17-142041	GELC
Sandia right fork at Pwr Plant	08/08/2016	WS	UF	INIT	REG	RAD	EPA:901.1	Cesium-137	Cs-137	N	1.36	1.89	7.15	—	pCi/L	Y	U	U	2016-1992	CASA-16-124334	GELC

Table C-2 Analytical Detections from the Periodic Monitoring Events Reported in this Periodic Monitoring Report Plus Results from the Four Previous Monitoring Events if Available

Location ID	Sample Date	Sample Type	Field Preparation Code	Analysis Type Code	Sample Purpose	Method Category	Lab Method	Parameter Name	Parameter Code	Detected	Report Result	Lab Uncertainty	Report MDA	Report MDL	Report Unit	Best Value	Lab Qualifier	Validation Qualifier	COC #	Field Sample ID	Lab ID
Sandia right fork at Pwr Plant	08/08/2016	WS	UF	INIT	FD	RAD	EPA:901.1	Cesium-137	Cs-137	N	0.538	1.36	5.32	—	pCi/L	Y	U	U	2016-1992	CASA-16-124309	GELC
Sandia right fork at Pwr Plant	08/21/2020	WS	F	INIT	REG	General Chemistry	EPA:300.0	Chloride	Cl(-1)	Y	48.4	—	—	0.67	mg/L	Y	—	NQ	N3B-2020-1601	CASA-20-199012	GELC
Sandia right fork at Pwr Plant	07/26/2019	WS	F	INIT	REG	General Chemistry	EPA:300.0	Chloride	Cl(-1)	Y	74.2	—	—	0.67	mg/L	Y	—	NQ	N3B-2019-2670	CASA-19-182736	GELC
Sandia right fork at Pwr Plant	02/28/2019	WS	F	INIT	REG	General Chemistry	EPA:300.0	Chloride	Cl(-1)	Y	200	—	—	2.68	mg/L	Y	—	NQ	N3B-2019-990	CASA-19-166813	GELC
Sandia right fork at Pwr Plant	02/28/2019	WS	F	INIT	FD	General Chemistry	EPA:300.0	Chloride	Cl(-1)	Y	197	—	—	2.68	mg/L	Y	—	NQ	N3B-2019-990	CASA-19-166826	GELC
Sandia right fork at Pwr Plant	11/29/2018	WS	F	INIT	REG	General Chemistry	EPA:300.0	Chloride	Cl(-1)	Y	38	—	—	0.335	mg/L	Y	—	NQ	N3B-2019-588	CASA-19-164297	GELC
Sandia right fork at Pwr Plant	11/29/2018	WS	F	INIT	FD	General Chemistry	EPA:300.0	Chloride	Cl(-1)	Y	38.2	—	—	0.335	mg/L	Y	—	NQ	N3B-2019-588	CASA-19-164301	GELC
Sandia right fork at Pwr Plant	07/24/2018	WS	F	INIT	REG	General Chemistry	EPA:300.0	Chloride	Cl(-1)	Y	41.4	—	—	0.67	mg/L	Y	—	NQ	N3B-2018-3188	CASA-18-159909	GELC
Sandia right fork at Pwr Plant	07/24/2018	WS	F	INIT	REG	General Chemistry	EPA:300.0	Chloride	Cl(-1)	Y	40.9	—	—	0.67	mg/L	Y	—	NQ	N3B-2018-3184	CASA-18-159927	GELC
Sandia right fork at Pwr Plant	08/21/2020	WS	UF	INIT	REG	VOC	SW-846:8260B	Chlorodibromomethane	124-48-1	Y	1.34	—	—	0.3	µg/L	Y	—	NQ	N3B-2020-1601	CASA-20-199009	GELC
Sandia right fork at Pwr Plant	07/26/2019	WS	UF	INIT	REG	VOC	SW-846:8260B	Chlorodibromomethane	124-48-1	Y	0.42	—	—	0.3	µg/L	Y	J	J	N3B-2019-2670	CASA-19-182737	GELC
Sandia right fork at Pwr Plant	07/24/2018	WS	UF	INIT	REG	VOC	SW-846:8260B	Chlorodibromomethane	124-48-1	N	0.3	—	—	0.3	µg/L	Y	U	U	N3B-2018-3188	CASA-18-159879	GELC
Sandia right fork at Pwr Plant	08/08/2017	WS	UF	INIT	REG	VOC	SW-846:8260B	Chlorodibromomethane	124-48-1	N	0.3	—	—	0.3	µg/L	Y	U	U	2017-2415	CASA-17-142038	GELC
Sandia right fork at Pwr Plant	08/08/2017	WS	UF	INIT	FD	VOC	SW-846:8260B	Chlorodibromomethane	124-48-1	N	0.3	—	—	0.3	µg/L	Y	U	U	2017-2415	CASA-17-142041	GELC
Sandia right fork at Pwr Plant	08/08/2016	WS	UF	INIT	FD	VOC	SW-846:8260B	Chlorodibromomethane	124-48-1	Y	1.58	—	—	0.3	µg/L	Y	—	NQ	2016-1992	CASA-16-124309	GELC
Sandia right fork at Pwr Plant	08/08/2016	WS	UF	INIT	REG	VOC	SW-846:8260B	Chlorodibromomethane	124-48-1	Y	1.62	—	—	0.3	µg/L	Y	—	NQ	2016-1992	CASA-16-124334	GELC
Sandia right fork at Pwr Plant	08/21/2020	WS	F	INIT	REG	Inorganic	SW-846:6020B	Chromium	Cr	Y	3.31	—	—	3	µg/L	Y	J	J	N3B-2020-1601	CASA-20-199012	GELC
Sandia right fork at Pwr Plant	08/21/2020	WS	UF	INIT	REG	Inorganic	SW-846:6020B	Chromium	Cr	Y	3.6	—	—	3	µg/L	Y	J	J	N3B-2020-1601	CASA-20-199009	GELC
Sandia right fork at Pwr Plant	07/13/2020	WS	UF	INIT	REG	Inorganic	SW-846:6020B	Chromium	Cr	N	3	—	—	3	µg/L	Y	U	U	N3B-2020-1266	CASA-20-205484	GELC
Sandia right fork at Pwr Plant	07/13/2020	WS	UF	INIT	FD	Inorganic	SW-846:6020B	Chromium	Cr	N	3	—	—	3	µg/L	Y	U	U	N3B-2020-1266	CASA-20-205486	GELC
Sandia right fork at Pwr Plant	07/13/2020	WS	F	INIT	REG	Inorganic	SW-846:6020B	Chromium	Cr	N	3	—	—	3	µg/L	Y	U	U	N3B-2020-1266	CASA-20-205485	GELC
Sandia right fork at Pwr Plant	07/13/2020	WS	F	INIT	FD	Inorganic	SW-846:6020B	Chromium	Cr	N	3	—	—	3	µg/L	Y	U	U	N3B-2020-1266	CASA-20-205487	GELC
Sandia right fork at Pwr Plant	02/26/2020	WS	F	INIT	REG	Inorganic	SW-846:6020B	Chromium	Cr	Y	3.18	—	—	3	µg/L	Y	J	J	N3B-2020-949	CASA-20-194132	GELC
Sandia right fork at Pwr Plant	02/26/2020	WS	UF	INIT	REG	Inorganic	SW-846:6020B	Chromium	Cr	Y	3.52	—	—	3	µg/L	Y	J	J	N3B-2020-949	CASA-20-194131	GELC
Sandia right fork at Pwr Plant	11/13/2019	WS	UF	INIT	REG	Inorganic	SW-846:6020B	Chromium	Cr	Y	3.08	—	—	3	µg/L	Y	J	J	N3B-2020-340	CASA-20-189551	GELC
Sandia right fork at Pwr Plant	11/13/2019	WS	UF	INIT	FD	Inorganic	SW-846:6020B	Chromium	Cr	N	3	—	—	3	µg/L	Y	U	U	N3B-2020-340	CASA-20-189555	GELC
Sandia right fork at Pwr Plant	11/13/2019	WS	F	INIT	REG	Inorganic	SW-846:6020B	Chromium	Cr	N	3	—	—	3	µg/L	Y	U	U	N3B-2020-340	CASA-20-189552	GELC
Sandia right fork at Pwr Plant	11/13/2019	WS	F	INIT	FD	Inorganic	SW-846:6020B	Chromium	Cr	N	3	—	—	3	µg/L	Y	U	U	N3B-2020-340	CASA-20-189556	GELC

Table C-2 Analytical Detections from the Periodic Monitoring Events Reported in this Periodic Monitoring Report Plus Results from the Four Previous Monitoring Events if Available

Location ID	Sample Date	Sample Type	Field Preparation Code	Analysis Type Code	Sample Purpose	Method Category	Lab Method	Parameter Name	Parameter Code	Detected	Report Result	Lab Uncertainty	Report MDA	Report MDL	Report Unit	Best Value	Lab Qualifier	Validation Qualifier	COC #	Field Sample ID	Lab ID
Sandia right fork at Pwr Plant	09/04/2019	WS	F	INIT	REG	Inorganic	SW-846:6020B	Chromium	Cr	N	3	—	—	3	µg/L	Y	U	U	N3B-2019-3227	CASA-19-185397	GELC
Sandia right fork at Pwr Plant	09/04/2019	WS	UF	INIT	REG	Inorganic	SW-846:6020B	Chromium	Cr	N	3	—	—	3	µg/L	Y	U	U	N3B-2019-3227	CASA-19-185394	GELC
Sandia right fork at Pwr Plant	08/21/2020	WS	UF	INIT	REG	RAD	EPA:901.1	Cobalt-60	Co-60	N	-0.324	1.16	4.51	—	pCi/L	Y	U	U	N3B-2020-1601	CASA-20-199009	GELC
Sandia right fork at Pwr Plant	07/26/2019	WS	UF	INIT	REG	RAD	EPA:901.1	Cobalt-60	Co-60	N	0.276	0.877	3.62	—	pCi/L	Y	U	U	N3B-2019-2670	CASA-19-182737	GELC
Sandia right fork at Pwr Plant	07/24/2018	WS	UF	INIT	REG	RAD	EPA:901.1	Cobalt-60	Co-60	N	1.08	1.03	4.2	—	pCi/L	Y	U	U	N3B-2018-3188	CASA-18-159879	GELC
Sandia right fork at Pwr Plant	08/08/2017	WS	UF	INIT	REG	RAD	EPA:901.1	Cobalt-60	Co-60	N	-1.37	1.51	4.93	—	pCi/L	Y	U	U	2017-2415	CASA-17-142038	GELC
Sandia right fork at Pwr Plant	08/08/2017	WS	UF	INIT	FD	RAD	EPA:901.1	Cobalt-60	Co-60	N	1.03	0.982	4.58	—	pCi/L	Y	U	U	2017-2415	CASA-17-142041	GELC
Sandia right fork at Pwr Plant	08/08/2016	WS	UF	INIT	REG	RAD	EPA:901.1	Cobalt-60	Co-60	N	0.524	1.66	6.7	—	pCi/L	Y	U	U	2016-1992	CASA-16-124334	GELC
Sandia right fork at Pwr Plant	08/08/2016	WS	UF	INIT	FD	RAD	EPA:901.1	Cobalt-60	Co-60	N	-0.366	1.53	5.86	—	pCi/L	Y	U	U	2016-1992	CASA-16-124309	GELC
Sandia right fork at Pwr Plant	08/21/2020	WS	F	INIT	REG	Inorganic	SW-846:6010C	Copper	Cu	Y	3.37	—	—	3	µg/L	Y	J	J	N3B-2020-1601	CASA-20-199012	GELC
Sandia right fork at Pwr Plant	08/21/2020	WS	UF	INIT	REG	Inorganic	SW-846:6010C	Copper	Cu	Y	3.84	—	—	3	µg/L	Y	J	J	N3B-2020-1601	CASA-20-199009	GELC
Sandia right fork at Pwr Plant	07/13/2020	WS	UF	INIT	REG	Inorganic	SW-846:6010C	Copper	Cu	Y	4.37	—	—	3	µg/L	Y	J	J	N3B-2020-1266	CASA-20-205484	GELC
Sandia right fork at Pwr Plant	07/13/2020	WS	UF	INIT	FD	Inorganic	SW-846:6010C	Copper	Cu	Y	4.65	—	—	3	µg/L	Y	J	J	N3B-2020-1266	CASA-20-205486	GELC
Sandia right fork at Pwr Plant	07/13/2020	WS	F	INIT	REG	Inorganic	SW-846:6010C	Copper	Cu	Y	4.18	—	—	3	µg/L	Y	J	J	N3B-2020-1266	CASA-20-205485	GELC
Sandia right fork at Pwr Plant	07/13/2020	WS	F	INIT	FD	Inorganic	SW-846:6010C	Copper	Cu	Y	3.53	—	—	3	µg/L	Y	J	J	N3B-2020-1266	CASA-20-205487	GELC
Sandia right fork at Pwr Plant	02/26/2020	WS	F	INIT	REG	Inorganic	SW-846:6010C	Copper	Cu	N	3	—	—	3	µg/L	Y	U	U	N3B-2020-949	CASA-20-194132	GELC
Sandia right fork at Pwr Plant	02/26/2020	WS	UF	INIT	REG	Inorganic	SW-846:6010C	Copper	Cu	N	3	—	—	3	µg/L	Y	U	U	N3B-2020-949	CASA-20-194131	GELC
Sandia right fork at Pwr Plant	11/13/2019	WS	UF	INIT	REG	Inorganic	SW-846:6010C	Copper	Cu	Y	4.51	—	—	3	µg/L	Y	J	J	N3B-2020-340	CASA-20-189551	GELC
Sandia right fork at Pwr Plant	11/13/2019	WS	UF	INIT	FD	Inorganic	SW-846:6010C	Copper	Cu	Y	4.52	—	—	3	µg/L	Y	J	J	N3B-2020-340	CASA-20-189555	GELC
Sandia right fork at Pwr Plant	11/13/2019	WS	F	INIT	REG	Inorganic	SW-846:6010C	Copper	Cu	Y	3.81	—	—	3	µg/L	Y	J	J	N3B-2020-340	CASA-20-189552	GELC
Sandia right fork at Pwr Plant	11/13/2019	WS	F	INIT	FD	Inorganic	SW-846:6010C	Copper	Cu	Y	3.81	—	—	3	µg/L	Y	J	J	N3B-2020-340	CASA-20-189556	GELC
Sandia right fork at Pwr Plant	09/04/2019	WS	F	INIT	REG	Inorganic	SW-846:6010C	Copper	Cu	Y	5.08	—	—	3	µg/L	Y	J	J	N3B-2019-3227	CASA-19-185397	GELC
Sandia right fork at Pwr Plant	09/04/2019	WS	UF	INIT	REG	Inorganic	SW-846:6010C	Copper	Cu	Y	5.95	—	—	3	µg/L	Y	J	J	N3B-2019-3227	CASA-19-185394	GELC
Sandia right fork at Pwr Plant	08/21/2020	WS	F	INIT	REG	General Chemistry	EPA:300.0	Fluoride	F(-1)	Y	0.262	—	—	0.033	mg/L	Y	—	NQ	N3B-2020-1601	CASA-20-199012	GELC
Sandia right fork at Pwr Plant	07/26/2019	WS	F	INIT	REG	General Chemistry	EPA:300.0	Fluoride	F(-1)	Y	0.465	—	—	0.033	mg/L	Y	—	NQ	N3B-2019-2670	CASA-19-182736	GELC
Sandia right fork at Pwr Plant	02/28/2019	WS	F	INIT	REG	General Chemistry	EPA:300.0	Fluoride	F(-1)	Y	0.265	—	—	0.033	mg/L	Y	—	NQ	N3B-2019-990	CASA-19-166813	GELC
Sandia right fork at Pwr Plant	02/28/2019	WS	F	INIT	FD	General Chemistry	EPA:300.0	Fluoride	F(-1)	Y	0.309	—	—	0.033	mg/L	Y	—	NQ	N3B-2019-990	CASA-19-166826	GELC
Sandia right fork at Pwr Plant	11/29/2018	WS	F	INIT	REG	General Chemistry	EPA:300.0	Fluoride	F(-1)	Y	0.159	—	—	0.033	mg/L	Y	—	NQ	N3B-2019-588	CASA-19-164297	GELC

Table C-2 Analytical Detections from the Periodic Monitoring Events Reported in this Periodic Monitoring Report Plus Results from the Four Previous Monitoring Events if Available

Location ID	Sample Date	Sample Type	Field Preparation Code	Analysis Type Code	Sample Purpose	Method Category	Lab Method	Parameter Name	Parameter Code	Detected	Report Result	Lab Uncertainty	Report MDA	Report MDL	Report Unit	Best Value	Lab Qualifier	Validation Qualifier	COC #	Field Sample ID	Lab ID
Sandia right fork at Pwr Plant	11/29/2018	WS	F	INIT	FD	General Chemistry	EPA:300.0	Fluoride	F(-1)	Y	0.165	—	—	0.033	mg/L	Y	—	NQ	N3B-2019-588	CASA-19-164301	GELC
Sandia right fork at Pwr Plant	07/24/2018	WS	F	INIT	REG	General Chemistry	EPA:300.0	Fluoride	F(-1)	Y	0.238	—	—	0.033	mg/L	Y	—	NQ	N3B-2018-3188	CASA-18-159909	GELC
Sandia right fork at Pwr Plant	07/24/2018	WS	F	INIT	REG	General Chemistry	EPA:300.0	Fluoride	F(-1)	Y	0.246	—	—	0.033	mg/L	Y	—	NQ	N3B-2018-3184	CASA-18-159927	GELC
Sandia right fork at Pwr Plant	08/21/2020	WS	UF	INIT	REG	RAD	EPA:900	Gross alpha	GROSSA	N	0.538	0.725	2.73	—	pCi/L	Y	U	U	N3B-2020-1601	CASA-20-199009	GELC
Sandia right fork at Pwr Plant	07/26/2019	WS	UF	INIT	REG	RAD	EPA:900	Gross alpha	GROSSA	N	-0.386	0.533	2.91	—	pCi/L	Y	U	U	N3B-2019-2670	CASA-19-182737	GELC
Sandia right fork at Pwr Plant	07/24/2018	WS	UF	INIT	REG	RAD	EPA:900	Gross alpha	GROSSA	N	1.26	0.892	2.92	—	pCi/L	Y	U	U	N3B-2018-3188	CASA-18-159879	GELC
Sandia right fork at Pwr Plant	08/08/2017	WS	UF	INIT	REG	RAD	EPA:900	Gross alpha	GROSSA	N	-0.0487	0.621	2.8	—	pCi/L	Y	U	U	2017-2415	CASA-17-142038	GELC
Sandia right fork at Pwr Plant	08/08/2017	WS	UF	INIT	FD	RAD	EPA:900	Gross alpha	GROSSA	N	0.492	0.585	2.24	—	pCi/L	Y	U	U	2017-2415	CASA-17-142041	GELC
Sandia right fork at Pwr Plant	08/08/2016	WS	UF	INIT	REG	RAD	EPA:900	Gross alpha	GROSSA	N	1.67	0.956	2.92	—	pCi/L	Y	U	U	2016-1992	CASA-16-124334	GELC
Sandia right fork at Pwr Plant	08/08/2016	WS	UF	INIT	FD	RAD	EPA:900	Gross alpha	GROSSA	N	2.14	0.969	2.91	—	pCi/L	Y	U	U	2016-1992	CASA-16-124309	GELC
Sandia right fork at Pwr Plant	08/21/2020	WS	UF	INIT	REG	RAD	EPA:900	Gross beta	GROSSB	Y	9.72	1.17	2.12	—	pCi/L	Y	—	NQ	N3B-2020-1601	CASA-20-199009	GELC
Sandia right fork at Pwr Plant	07/26/2019	WS	UF	INIT	REG	RAD	EPA:900	Gross beta	GROSSB	Y	12.8	1.11	2.52	—	pCi/L	Y	—	NQ	N3B-2019-2670	CASA-19-182737	GELC
Sandia right fork at Pwr Plant	07/24/2018	WS	UF	INIT	REG	RAD	EPA:900	Gross beta	GROSSB	N	0.647	0.693	2.34	—	pCi/L	Y	U	U	N3B-2018-3188	CASA-18-159879	GELC
Sandia right fork at Pwr Plant	08/08/2017	WS	UF	INIT	REG	RAD	EPA:900	Gross beta	GROSSB	Y	5.63	0.548	1.61	—	pCi/L	Y	—	NQ	2017-2415	CASA-17-142038	GELC
Sandia right fork at Pwr Plant	08/08/2017	WS	UF	INIT	FD	RAD	EPA:900	Gross beta	GROSSB	Y	5.23	0.379	0.947	—	pCi/L	Y	—	NQ	2017-2415	CASA-17-142041	GELC
Sandia right fork at Pwr Plant	08/08/2016	WS	UF	INIT	REG	RAD	EPA:900	Gross beta	GROSSB	Y	5.58	0.478	1.35	—	pCi/L	Y	—	NQ	2016-1992	CASA-16-124334	GELC
Sandia right fork at Pwr Plant	08/08/2016	WS	UF	INIT	FD	RAD	EPA:900	Gross beta	GROSSB	Y	6.99	0.46	1.19	—	pCi/L	Y	—	NQ	2016-1992	CASA-16-124309	GELC
Sandia right fork at Pwr Plant	08/21/2020	WS	F	INIT	REG	Inorganic	SM:A2340B	Hardness	Hardness	Y	70.3	—	—	0.453	mg/L	Y	—	NQ	N3B-2020-1601	CASA-20-199012	GELC
Sandia right fork at Pwr Plant	08/21/2020	WS	UF	INIT	REG	Inorganic	SM:A2340B	Hardness	Hardness	Y	69.5	—	—	0.453	mg/L	Y	—	NQ	N3B-2020-1601	CASA-20-199009	GELC
Sandia right fork at Pwr Plant	07/13/2020	WS	UF	INIT	REG	Inorganic	SM:A2340B	Hardness	Hardness	Y	65.4	—	—	0.453	mg/L	Y	—	NQ	N3B-2020-1266	CASA-20-205484	GELC
Sandia right fork at Pwr Plant	07/13/2020	WS	UF	INIT	FD	Inorganic	SM:A2340B	Hardness	Hardness	Y	69	—	—	0.453	mg/L	Y	—	NQ	N3B-2020-1266	CASA-20-205486	GELC
Sandia right fork at Pwr Plant	07/13/2020	WS	F	INIT	REG	Inorganic	SM:A2340B	Hardness	Hardness	Y	68.4	—	—	0.453	mg/L	Y	—	NQ	N3B-2020-1266	CASA-20-205485	GELC
Sandia right fork at Pwr Plant	07/13/2020	WS	F	INIT	FD	Inorganic	SM:A2340B	Hardness	Hardness	Y	66.6	—	—	0.453	mg/L	Y	—	NQ	N3B-2020-1266	CASA-20-205487	GELC
Sandia right fork at Pwr Plant	02/26/2020	WS	F	INIT	REG	Inorganic	SM:A2340B	Hardness	Hardness	Y	51.1	—	—	0.453	mg/L	Y	—	NQ	N3B-2020-949	CASA-20-194132	GELC
Sandia right fork at Pwr Plant	02/26/2020	WS	UF	INIT	REG	Inorganic	SM:A2340B	Hardness	Hardness	Y	54.1	—	—	0.453	mg/L	Y	—	NQ	N3B-2020-949	CASA-20-194131	GELC
Sandia right fork at Pwr Plant	11/13/2019	WS	UF	INIT	REG	Inorganic	SM:A2340B	Hardness	Hardness	Y	64.6	—	—	0.453	mg/L	Y	—	NQ	N3B-2020-340	CASA-20-189551	GELC
Sandia right fork at Pwr Plant	11/13/2019	WS	UF	INIT	FD	Inorganic	SM:A2340B	Hardness	Hardness	Y	64.8	—	—	0.453	mg/L	Y	—	NQ	N3B-2020-340	CASA-20-189555	GELC
Sandia right fork at Pwr Plant	11/13/2019	WS	F	INIT	REG	Inorganic	SM:A2340B	Hardness	Hardness	Y	64	—	—	0.453	mg/L	Y	—	NQ	N3B-2020-340	CASA-20-189552	GELC

Table C-2 Analytical Detections from the Periodic Monitoring Events Reported in this Periodic Monitoring Report Plus Results from the Four Previous Monitoring Events if Available

Location ID	Sample Date	Sample Type	Field Preparation Code	Analysis Type Code	Sample Purpose	Method Category	Lab Method	Parameter Name	Parameter Code	Detected	Report Result	Lab Uncertainty	Report MDA	Report MDL	Report Unit	Best Value	Lab Qualifier	Validation Qualifier	COC #	Field Sample ID	Lab ID
Sandia right fork at Pwr Plant	11/13/2019	WS	F	INIT	FD	Inorganic	SM:A2340B	Hardness	Hardness	Y	63	—	—	0.453	mg/L	Y	—	NQ	N3B-2020-340	CASA-20-189556	GELC
Sandia right fork at Pwr Plant	09/04/2019	WS	F	INIT	REG	Inorganic	SM:A2340B	Hardness	Hardness	Y	75.8	—	—	0.453	mg/L	Y	—	NQ	N3B-2019-3227	CASA-19-185397	GELC
Sandia right fork at Pwr Plant	09/04/2019	WS	UF	INIT	REG	Inorganic	SM:A2340B	Hardness	Hardness	Y	78	—	—	0.453	mg/L	Y	—	NQ	N3B-2019-3227	CASA-19-185394	GELC
Sandia right fork at Pwr Plant	08/21/2020	WS	F	INIT	REG	Inorganic	SW-846:6010C	Iron	Fe	Y	63.9	—	—	30	µg/L	Y	J	J	N3B-2020-1601	CASA-20-199012	GELC
Sandia right fork at Pwr Plant	08/21/2020	WS	UF	INIT	REG	Inorganic	SW-846:6010C	Iron	Fe	Y	129	—	—	30	µg/L	Y	—	NQ	N3B-2020-1601	CASA-20-199009	GELC
Sandia right fork at Pwr Plant	07/13/2020	WS	UF	INIT	REG	Inorganic	SW-846:6010C	Iron	Fe	Y	96.7	—	—	30	µg/L	Y	J	J	N3B-2020-1266	CASA-20-205484	GELC
Sandia right fork at Pwr Plant	07/13/2020	WS	UF	INIT	FD	Inorganic	SW-846:6010C	Iron	Fe	Y	101	—	—	30	µg/L	Y	—	NQ	N3B-2020-1266	CASA-20-205486	GELC
Sandia right fork at Pwr Plant	07/13/2020	WS	F	INIT	REG	Inorganic	SW-846:6010C	Iron	Fe	Y	64.2	—	—	30	µg/L	Y	J	J	N3B-2020-1266	CASA-20-205485	GELC
Sandia right fork at Pwr Plant	07/13/2020	WS	F	INIT	FD	Inorganic	SW-846:6010C	Iron	Fe	Y	61.8	—	—	30	µg/L	Y	J	J	N3B-2020-1266	CASA-20-205487	GELC
Sandia right fork at Pwr Plant	02/26/2020	WS	F	INIT	REG	Inorganic	SW-846:6010C	Iron	Fe	N	45.7	—	—	30	µg/L	Y	J	U	N3B-2020-949	CASA-20-194132	GELC
Sandia right fork at Pwr Plant	02/26/2020	WS	UF	INIT	REG	Inorganic	SW-846:6010C	Iron	Fe	N	66.9	—	—	30	µg/L	Y	J	U	N3B-2020-949	CASA-20-194131	GELC
Sandia right fork at Pwr Plant	11/13/2019	WS	UF	INIT	REG	Inorganic	SW-846:6010C	Iron	Fe	Y	169	—	—	30	µg/L	Y	—	NQ	N3B-2020-340	CASA-20-189551	GELC
Sandia right fork at Pwr Plant	11/13/2019	WS	UF	INIT	FD	Inorganic	SW-846:6010C	Iron	Fe	Y	159	—	—	30	µg/L	Y	—	NQ	N3B-2020-340	CASA-20-189555	GELC
Sandia right fork at Pwr Plant	11/13/2019	WS	F	INIT	REG	Inorganic	SW-846:6010C	Iron	Fe	Y	116	—	—	30	µg/L	Y	—	NQ	N3B-2020-340	CASA-20-189552	GELC
Sandia right fork at Pwr Plant	11/13/2019	WS	F	INIT	FD	Inorganic	SW-846:6010C	Iron	Fe	Y	119	—	—	30	µg/L	Y	—	NQ	N3B-2020-340	CASA-20-189556	GELC
Sandia right fork at Pwr Plant	09/04/2019	WS	F	INIT	REG	Inorganic	SW-846:6010C	Iron	Fe	Y	92.8	—	—	30	µg/L	Y	J	J	N3B-2019-3227	CASA-19-185397	GELC
Sandia right fork at Pwr Plant	09/04/2019	WS	UF	INIT	REG	Inorganic	SW-846:6010C	Iron	Fe	Y	78.2	—	—	30	µg/L	Y	J	J	N3B-2019-3227	CASA-19-185394	GELC
Sandia right fork at Pwr Plant	08/21/2020	WS	F	INIT	REG	Inorganic	SW-846:6010C	Magnesium	Mg	Y	5.9	—	—	0.11	mg/L	Y	—	NQ	N3B-2020-1601	CASA-20-199012	GELC
Sandia right fork at Pwr Plant	08/21/2020	WS	UF	INIT	REG	Inorganic	SW-846:6010C	Magnesium	Mg	Y	5.98	—	—	0.11	mg/L	Y	—	NQ	N3B-2020-1601	CASA-20-199009	GELC
Sandia right fork at Pwr Plant	07/13/2020	WS	UF	INIT	REG	Inorganic	SW-846:6010C	Magnesium	Mg	Y	5.35	—	—	0.11	mg/L	Y	—	NQ	N3B-2020-1266	CASA-20-205484	GELC
Sandia right fork at Pwr Plant	07/13/2020	WS	UF	INIT	FD	Inorganic	SW-846:6010C	Magnesium	Mg	Y	5.64	—	—	0.11	mg/L	Y	—	NQ	N3B-2020-1266	CASA-20-205486	GELC
Sandia right fork at Pwr Plant	07/13/2020	WS	F	INIT	REG	Inorganic	SW-846:6010C	Magnesium	Mg	Y	5.59	—	—	0.11	mg/L	Y	—	NQ	N3B-2020-1266	CASA-20-205485	GELC
Sandia right fork at Pwr Plant	07/13/2020	WS	F	INIT	FD	Inorganic	SW-846:6010C	Magnesium	Mg	Y	5.45	—	—	0.11	mg/L	Y	—	NQ	N3B-2020-1266	CASA-20-205487	GELC
Sandia right fork at Pwr Plant	02/26/2020	WS	F	INIT	REG	Inorganic	SW-846:6010C	Magnesium	Mg	Y	4.16	—	—	0.11	mg/L	Y	—	NQ	N3B-2020-949	CASA-20-194132	GELC
Sandia right fork at Pwr Plant	02/26/2020	WS	UF	INIT	REG	Inorganic	SW-846:6010C	Magnesium	Mg	Y	4.4	—	—	0.11	mg/L	Y	—	NQ	N3B-2020-949	CASA-20-194131	GELC
Sandia right fork at Pwr Plant	11/13/2019	WS	UF	INIT	REG	Inorganic	SW-846:6010C	Magnesium	Mg	Y	5.56	—	—	0.11	mg/L	Y	—	NQ	N3B-2020-340	CASA-20-189551	GELC
Sandia right fork at Pwr Plant	11/13/2019	WS	UF	INIT	FD	Inorganic	SW-846:6010C	Magnesium	Mg	Y	5.63	—	—	0.11	mg/L	Y	—	NQ	N3B-2020-340	CASA-20-189555	GELC
Sandia right fork at Pwr Plant	11/13/2019	WS	F	INIT	REG	Inorganic	SW-846:6010C	Magnesium	Mg	Y	5.51	—	—	0.11	mg/L	Y	—	NQ	N3B-2020-340	CASA-20-189552	GELC

Table C-2 Analytical Detections from the Periodic Monitoring Events Reported in this Periodic Monitoring Report Plus Results from the Four Previous Monitoring Events if Available

Location ID	Sample Date	Sample Type	Field Preparation Code	Analysis Type Code	Sample Purpose	Method Category	Lab Method	Parameter Name	Parameter Code	Detected	Report Result	Lab Uncertainty	Report MDA	Report MDL	Report Unit	Best Value	Lab Qualifier	Validation Qualifier	COC #	Field Sample ID	Lab ID
Sandia right fork at Pwr Plant	11/13/2019	WS	F	INIT	FD	Inorganic	SW-846:6010C	Magnesium	Mg	Y	5.46	—	—	0.11	mg/L	Y	—	NQ	N3B-2020-340	CASA-20-189556	GELC
Sandia right fork at Pwr Plant	09/04/2019	WS	F	INIT	REG	Inorganic	SW-846:6010C	Magnesium	Mg	Y	6.22	—	—	0.11	mg/L	Y	—	NQ	N3B-2019-3227	CASA-19-185397	GELC
Sandia right fork at Pwr Plant	09/04/2019	WS	UF	INIT	REG	Inorganic	SW-846:6010C	Magnesium	Mg	Y	6.39	—	—	0.11	mg/L	Y	—	NQ	N3B-2019-3227	CASA-19-185394	GELC
Sandia right fork at Pwr Plant	08/21/2020	WS	F	INIT	REG	Inorganic	SW-846:6010C	Manganese	Mn	Y	9.19	—	—	2	µg/L	Y	J	J	N3B-2020-1601	CASA-20-199012	GELC
Sandia right fork at Pwr Plant	08/21/2020	WS	UF	INIT	REG	Inorganic	SW-846:6010C	Manganese	Mn	Y	15.6	—	—	2	µg/L	Y	—	NQ	N3B-2020-1601	CASA-20-199009	GELC
Sandia right fork at Pwr Plant	07/13/2020	WS	UF	INIT	REG	Inorganic	SW-846:6010C	Manganese	Mn	Y	14.7	—	—	2	µg/L	Y	—	NQ	N3B-2020-1266	CASA-20-205484	GELC
Sandia right fork at Pwr Plant	07/13/2020	WS	UF	INIT	FD	Inorganic	SW-846:6010C	Manganese	Mn	Y	15.6	—	—	2	µg/L	Y	—	NQ	N3B-2020-1266	CASA-20-205486	GELC
Sandia right fork at Pwr Plant	07/13/2020	WS	F	INIT	REG	Inorganic	SW-846:6010C	Manganese	Mn	Y	9.05	—	—	2	µg/L	Y	J	J	N3B-2020-1266	CASA-20-205485	GELC
Sandia right fork at Pwr Plant	07/13/2020	WS	F	INIT	FD	Inorganic	SW-846:6010C	Manganese	Mn	Y	8.87	—	—	2	µg/L	Y	J	J	N3B-2020-1266	CASA-20-205487	GELC
Sandia right fork at Pwr Plant	02/26/2020	WS	F	INIT	REG	Inorganic	SW-846:6010C	Manganese	Mn	Y	8.33	—	—	2	µg/L	Y	J	J	N3B-2020-949	CASA-20-194132	GELC
Sandia right fork at Pwr Plant	02/26/2020	WS	UF	INIT	REG	Inorganic	SW-846:6010C	Manganese	Mn	Y	11.4	—	—	2	µg/L	Y	—	NQ	N3B-2020-949	CASA-20-194131	GELC
Sandia right fork at Pwr Plant	11/13/2019	WS	UF	INIT	REG	Inorganic	SW-846:6010C	Manganese	Mn	Y	6.93	—	—	2	µg/L	Y	J	J	N3B-2020-340	CASA-20-189551	GELC
Sandia right fork at Pwr Plant	11/13/2019	WS	UF	INIT	FD	Inorganic	SW-846:6010C	Manganese	Mn	Y	6.71	—	—	2	µg/L	Y	J	J	N3B-2020-340	CASA-20-189555	GELC
Sandia right fork at Pwr Plant	11/13/2019	WS	F	INIT	REG	Inorganic	SW-846:6010C	Manganese	Mn	Y	4.46	—	—	2	µg/L	Y	J	J	N3B-2020-340	CASA-20-189552	GELC
Sandia right fork at Pwr Plant	11/13/2019	WS	F	INIT	FD	Inorganic	SW-846:6010C	Manganese	Mn	Y	4.48	—	—	2	µg/L	Y	J	J	N3B-2020-340	CASA-20-189556	GELC
Sandia right fork at Pwr Plant	09/04/2019	WS	F	INIT	REG	Inorganic	SW-846:6010C	Manganese	Mn	Y	15.1	—	—	2	µg/L	Y	—	NQ	N3B-2019-3227	CASA-19-185397	GELC
Sandia right fork at Pwr Plant	09/04/2019	WS	UF	INIT	REG	Inorganic	SW-846:6010C	Manganese	Mn	Y	16.9	—	—	2	µg/L	Y	—	NQ	N3B-2019-3227	CASA-19-185394	GELC
Sandia right fork at Pwr Plant	08/21/2020	WS	F	INIT	REG	Inorganic	SW-846:6020B	Molybdenum	Mo	Y	2.42	—	—	0.2	µg/L	Y	—	NQ	N3B-2020-1601	CASA-20-199012	GELC
Sandia right fork at Pwr Plant	08/21/2020	WS	UF	INIT	REG	Inorganic	SW-846:6020B	Molybdenum	Mo	Y	2.45	—	—	0.2	µg/L	Y	—	NQ	N3B-2020-1601	CASA-20-199009	GELC
Sandia right fork at Pwr Plant	07/13/2020	WS	UF	INIT	REG	Inorganic	SW-846:6020B	Molybdenum	Mo	Y	2.24	—	—	0.2	µg/L	Y	—	NQ	N3B-2020-1266	CASA-20-205484	GELC
Sandia right fork at Pwr Plant	07/13/2020	WS	UF	INIT	FD	Inorganic	SW-846:6020B	Molybdenum	Mo	Y	2.33	—	—	0.2	µg/L	Y	—	NQ	N3B-2020-1266	CASA-20-205486	GELC
Sandia right fork at Pwr Plant	07/13/2020	WS	F	INIT	REG	Inorganic	SW-846:6020B	Molybdenum	Mo	Y	2.37	—	—	0.2	µg/L	Y	—	NQ	N3B-2020-1266	CASA-20-205485	GELC
Sandia right fork at Pwr Plant	07/13/2020	WS	F	INIT	FD	Inorganic	SW-846:6020B	Molybdenum	Mo	Y	2.31	—	—	0.2	µg/L	Y	—	NQ	N3B-2020-1266	CASA-20-205487	GELC
Sandia right fork at Pwr Plant	02/26/2020	WS	F	INIT	REG	Inorganic	SW-846:6020B	Molybdenum	Mo	Y	1.36	—	—	0.2	µg/L	Y	—	NQ	N3B-2020-949	CASA-20-194132	GELC
Sandia right fork at Pwr Plant	02/26/2020	WS	UF	INIT	REG	Inorganic	SW-846:6020B	Molybdenum	Mo	Y	1.38	—	—	0.2	µg/L	Y	—	NQ	N3B-2020-949	CASA-20-194131	GELC
Sandia right fork at Pwr Plant	11/13/2019	WS	UF	INIT	REG	Inorganic	SW-846:6020B	Molybdenum	Mo	Y	2.33	—	—	0.2	µg/L	Y	—	NQ	N3B-2020-340	CASA-20-189551	GELC
Sandia right fork at Pwr Plant	11/13/2019	WS	UF	INIT	FD	Inorganic	SW-846:6020B	Molybdenum	Mo	Y	2.28	—	—	0.2	µg/L	Y	—	NQ	N3B-2020-340	CASA-20-189555	GELC
Sandia right fork at Pwr Plant	11/13/2019	WS	F	INIT	REG	Inorganic	SW-846:6020B	Molybdenum	Mo	Y	2.37	—	—	0.2	µg/L	Y	—	NQ	N3B-2020-340	CASA-20-189552	GELC

Table C-2 Analytical Detections from the Periodic Monitoring Events Reported in this Periodic Monitoring Report Plus Results from the Four Previous Monitoring Events if Available

Location ID	Sample Date	Sample Type	Field Preparation Code	Analysis Type Code	Sample Purpose	Method Category	Lab Method	Parameter Name	Parameter Code	Detected	Report Result	Lab Uncertainty	Report MDA	Report MDL	Report Unit	Best Value	Lab Qualifier	Validation Qualifier	COC #	Field Sample ID	Lab ID
Sandia right fork at Pwr Plant	11/13/2019	WS	F	INIT	FD	Inorganic	SW-846:6020B	Molybdenum	Mo	Y	2.26	—	—	0.2	µg/L	Y	—	NQ	N3B-2020-340	CASA-20-189556	GELC
Sandia right fork at Pwr Plant	09/04/2019	WS	F	INIT	REG	Inorganic	SW-846:6020B	Molybdenum	Mo	Y	1.96	—	—	0.2	µg/L	Y	—	NQ	N3B-2019-3227	CASA-19-185397	GELC
Sandia right fork at Pwr Plant	09/04/2019	WS	UF	INIT	REG	Inorganic	SW-846:6020B	Molybdenum	Mo	Y	1.97	—	—	0.2	µg/L	Y	—	NQ	N3B-2019-3227	CASA-19-185394	GELC
Sandia right fork at Pwr Plant	08/21/2020	WS	UF	INIT	REG	RAD	EPA:901.1	Neptunium-237	Np-237	N	0.293	2.34	8.39	—	pCi/L	Y	U	U	N3B-2020-1601	CASA-20-199009	GELC
Sandia right fork at Pwr Plant	07/26/2019	WS	UF	INIT	REG	RAD	EPA:901.1	Neptunium-237	Np-237	N	1.69	1.87	7.12	—	pCi/L	Y	U	U	N3B-2019-2670	CASA-19-182737	GELC
Sandia right fork at Pwr Plant	07/24/2018	WS	UF	INIT	REG	RAD	EPA:901.1	Neptunium-237	Np-237	N	1.15	1.65	6.21	—	pCi/L	Y	U	U	N3B-2018-3188	CASA-18-159879	GELC
Sandia right fork at Pwr Plant	08/08/2017	WS	UF	INIT	REG	RAD	EPA:901.1	Neptunium-237	Np-237	N	1.15	2.27	8.85	—	pCi/L	Y	U	U	2017-2415	CASA-17-142038	GELC
Sandia right fork at Pwr Plant	08/08/2017	WS	UF	INIT	FD	RAD	EPA:901.1	Neptunium-237	Np-237	N	-0.575	2.25	8.21	—	pCi/L	Y	U	U	2017-2415	CASA-17-142041	GELC
Sandia right fork at Pwr Plant	08/08/2016	WS	UF	INIT	REG	RAD	EPA:901.1	Neptunium-237	Np-237	N	0.287	2.97	10.9	—	pCi/L	Y	U	U	2016-1992	CASA-16-124334	GELC
Sandia right fork at Pwr Plant	08/08/2016	WS	UF	INIT	FD	RAD	EPA:901.1	Neptunium-237	Np-237	N	3.7	3.2	12.1	—	pCi/L	Y	U	U	2016-1992	CASA-16-124309	GELC
Sandia right fork at Pwr Plant	08/21/2020	WS	UF	INIT	REG	Inorganic	SW-846:6020B	Nickel	Ni	Y	0.696	—	—	0.6	µg/L	Y	J	J	N3B-2020-1601	CASA-20-199009	GELC
Sandia right fork at Pwr Plant	07/13/2020	WS	UF	INIT	REG	Inorganic	SW-846:6020B	Nickel	Ni	Y	0.779	—	—	0.6	µg/L	Y	J	J	N3B-2020-1266	CASA-20-205484	GELC
Sandia right fork at Pwr Plant	07/13/2020	WS	UF	INIT	FD	Inorganic	SW-846:6020B	Nickel	Ni	Y	0.684	—	—	0.6	µg/L	Y	J	J	N3B-2020-1266	CASA-20-205486	GELC
Sandia right fork at Pwr Plant	02/26/2020	WS	UF	INIT	REG	Inorganic	SW-846:6020B	Nickel	Ni	N	0.6	—	—	0.6	µg/L	Y	U	U	N3B-2020-949	CASA-20-194131	GELC
Sandia right fork at Pwr Plant	11/13/2019	WS	UF	INIT	REG	Inorganic	SW-846:6020B	Nickel	Ni	Y	1.4	—	—	0.6	µg/L	Y	J	J	N3B-2020-340	CASA-20-189551	GELC
Sandia right fork at Pwr Plant	11/13/2019	WS	UF	INIT	FD	Inorganic	SW-846:6020B	Nickel	Ni	Y	0.709	—	—	0.6	µg/L	Y	J	J	N3B-2020-340	CASA-20-189555	GELC
Sandia right fork at Pwr Plant	09/04/2019	WS	UF	INIT	REG	Inorganic	SW-846:6020B	Nickel	Ni	Y	0.734	—	—	0.6	µg/L	Y	J	J	N3B-2019-3227	CASA-19-185394	GELC
Sandia right fork at Pwr Plant	08/21/2020	WS	F	INIT	REG	General Chemistry	EPA:353.2	Nitrate-Nitrite as Nitrogen	NO3+NO2-N	Y	0.4	—	—	0.017	mg/L	Y	—	NQ	N3B-2020-1601	CASA-20-199012	GELC
Sandia right fork at Pwr Plant	07/26/2019	WS	F	INIT	REG	General Chemistry	EPA:353.2	Nitrate-Nitrite as Nitrogen	NO3+NO2-N	Y	0.745	—	—	0.017	mg/L	Y	—	NQ	N3B-2019-2670	CASA-19-182736	GELC
Sandia right fork at Pwr Plant	02/28/2019	WS	F	INIT	REG	General Chemistry	EPA:353.2	Nitrate-Nitrite as Nitrogen	NO3+NO2-N	Y	0.513	—	—	0.017	mg/L	Y	—	NQ	N3B-2019-990	CASA-19-166813	GELC
Sandia right fork at Pwr Plant	02/28/2019	WS	F	INIT	FD	General Chemistry	EPA:353.2	Nitrate-Nitrite as Nitrogen	NO3+NO2-N	Y	0.498	—	—	0.017	mg/L	Y	—	NQ	N3B-2019-990	CASA-19-166826	GELC
Sandia right fork at Pwr Plant	11/29/2018	WS	F	INIT	REG	General Chemistry	EPA:353.2	Nitrate-Nitrite as Nitrogen	NO3+NO2-N	Y	0.905	—	—	0.085	mg/L	Y	—	NQ	N3B-2019-588	CASA-19-164297	GELC
Sandia right fork at Pwr Plant	11/29/2018	WS	F	INIT	FD	General Chemistry	EPA:353.2	Nitrate-Nitrite as Nitrogen	NO3+NO2-N	Y	0.93	—	—	0.085	mg/L	Y	—	NQ	N3B-2019-588	CASA-19-164301	GELC
Sandia right fork at Pwr Plant	07/24/2018	WS	F	INIT	REG	General Chemistry	EPA:353.2	Nitrate-Nitrite as Nitrogen	NO3+NO2-N	Y	1.17	—	—	0.17	mg/L	Y	—	NQ	N3B-2018-3188	CASA-18-159909	GELC
Sandia right fork at Pwr Plant	07/24/2018	WS	F	INIT	REG	General Chemistry	EPA:353.2	Nitrate-Nitrite as Nitrogen	NO3+NO2-N	Y	1.14	—	—	0.17	mg/L	Y	—	NQ	N3B-2018-3184	CASA-18-159927	GELC
Sandia right fork at Pwr Plant	08/21/2020	WS	UF	INIT	REG	HRGC/HRMS	Nitrosamines:HRMS	Nitroso-di-n-butylamine[N-]	924-16-3	Y	0.000539	—	—	0.00047	µg/L	Y	—	J	N3B-2020-1602	CASA-20-199009	SwRI
Sandia right fork at Pwr Plant	08/21/2020	WS	UF	INIT	REG	SVOC	SW-846:8270D	Nitroso-di-n-butylamine[N-]	924-16-3	N	3	—	—	3	µg/L	Y	U	UJ	N3B-2020-1601	CASA-20-199009	GELC
Sandia right fork at Pwr Plant	07/13/2020	WS	UF	INIT	REG	SVOC	SW-846:8270D	Nitroso-di-n-butylamine[N-]	924-16-3	N	3.58	—	—	3.58	µg/L	Y	U	U	N3B-2020-1266	CASA-20-205484	GELC

Table C-2 Analytical Detections from the Periodic Monitoring Events Reported in this Periodic Monitoring Report Plus Results from the Four Previous Monitoring Events if Available

Location ID	Sample Date	Sample Type	Field Preparation Code	Analysis Type Code	Sample Purpose	Method Category	Lab Method	Parameter Name	Parameter Code	Detected	Report Result	Lab Uncertainty	Report MDA	Report MDL	Report Unit	Best Value	Lab Qualifier	Validation Qualifier	COC #	Field Sample ID	Lab ID
Sandia right fork at Pwr Plant	07/13/2020	WS	UF	INIT	FD	SVOC	SW-846:8270D	Nitroso-di-n-butylamine[N-]	924-16-3	N	3.57	—	—	3.57	µg/L	Y	U	U	N3B-2020-1266	CASA-20-205486	GELC
Sandia right fork at Pwr Plant	02/26/2020	WS	UF	INIT	REG	SVOC	SW-846:8270D	Nitroso-di-n-butylamine[N-]	924-16-3	N	3.17	—	—	3.17	µg/L	Y	U	U	N3B-2020-949	CASA-20-194131	GELC
Sandia right fork at Pwr Plant	11/13/2019	WS	UF	INIT	REG	SVOC	SW-846:8270D	Nitroso-di-n-butylamine[N-]	924-16-3	N	3.28	—	—	3.28	µg/L	Y	U	U	N3B-2020-340	CASA-20-189551	GELC
Sandia right fork at Pwr Plant	11/13/2019	WS	UF	INIT	FD	SVOC	SW-846:8270D	Nitroso-di-n-butylamine[N-]	924-16-3	N	3.32	—	—	3.32	µg/L	Y	U	U	N3B-2020-340	CASA-20-189555	GELC
Sandia right fork at Pwr Plant	09/04/2019	WS	UF	INIT	REG	SVOC	SW-846:8270D	Nitroso-di-n-butylamine[N-]	924-16-3	N	3.1	—	—	3.1	µg/L	Y	U	UJ	N3B-2019-3227	CASA-19-185400	GELC
Sandia right fork at Pwr Plant	08/21/2020	WS	UF	INIT	REG	HRGC/HRMS	Nitrosamines:HRMS	Nitrosodiethylamine[N-]	55-18-5	Y	0.000466	—	—	0.00018	µg/L	Y	J	J	N3B-2020-1602	CASA-20-199009	SwRI
Sandia right fork at Pwr Plant	08/21/2020	WS	UF	INIT	REG	SVOC	SW-846:8270D	Nitrosodiethylamine[N-]	55-18-5	N	3	—	—	3	µg/L	Y	U	UJ	N3B-2020-1601	CASA-20-199009	GELC
Sandia right fork at Pwr Plant	07/13/2020	WS	UF	INIT	REG	SVOC	SW-846:8270D	Nitrosodiethylamine[N-]	55-18-5	N	3.58	—	—	3.58	µg/L	Y	U	U	N3B-2020-1266	CASA-20-205484	GELC
Sandia right fork at Pwr Plant	07/13/2020	WS	UF	INIT	FD	SVOC	SW-846:8270D	Nitrosodiethylamine[N-]	55-18-5	N	3.57	—	—	3.57	µg/L	Y	U	U	N3B-2020-1266	CASA-20-205486	GELC
Sandia right fork at Pwr Plant	02/26/2020	WS	UF	INIT	REG	SVOC	SW-846:8270D	Nitrosodiethylamine[N-]	55-18-5	N	3.17	—	—	3.17	µg/L	Y	U	U	N3B-2020-949	CASA-20-194131	GELC
Sandia right fork at Pwr Plant	11/13/2019	WS	UF	INIT	REG	SVOC	SW-846:8270D	Nitrosodiethylamine[N-]	55-18-5	N	3.28	—	—	3.28	µg/L	Y	U	U	N3B-2020-340	CASA-20-189551	GELC
Sandia right fork at Pwr Plant	11/13/2019	WS	UF	INIT	FD	SVOC	SW-846:8270D	Nitrosodiethylamine[N-]	55-18-5	N	3.32	—	—	3.32	µg/L	Y	U	U	N3B-2020-340	CASA-20-189555	GELC
Sandia right fork at Pwr Plant	09/04/2019	WS	UF	INIT	REG	SVOC	SW-846:8270D	Nitrosodiethylamine[N-]	55-18-5	N	3.1	—	—	3.1	µg/L	Y	U	UJ	N3B-2019-3227	CASA-19-185400	GELC
Sandia right fork at Pwr Plant	08/21/2020	WS	UF	INIT	REG	HRGC/HRMS	Nitrosamines:HRMS	Nitrosodimethylamine[N-]	62-75-9	Y	0.0013	—	—	0.00036	µg/L	Y	—	NQ	N3B-2020-1602	CASA-20-199009	SwRI
Sandia right fork at Pwr Plant	08/21/2020	WS	UF	INIT	REG	SVOC	SW-846:8270D	Nitrosodimethylamine[N-]	62-75-9	N	3	—	—	3	µg/L	Y	U	UJ	N3B-2020-1601	CASA-20-199009	GELC
Sandia right fork at Pwr Plant	07/13/2020	WS	UF	INIT	REG	SVOC	SW-846:8270D	Nitrosodimethylamine[N-]	62-75-9	N	3.58	—	—	3.58	µg/L	Y	U	U	N3B-2020-1266	CASA-20-205484	GELC
Sandia right fork at Pwr Plant	07/13/2020	WS	UF	INIT	FD	SVOC	SW-846:8270D	Nitrosodimethylamine[N-]	62-75-9	N	3.57	—	—	3.57	µg/L	Y	U	U	N3B-2020-1266	CASA-20-205486	GELC
Sandia right fork at Pwr Plant	02/26/2020	WS	UF	INIT	REG	SVOC	SW-846:8270D	Nitrosodimethylamine[N-]	62-75-9	N	3.17	—	—	3.17	µg/L	Y	U	U	N3B-2020-949	CASA-20-194131	GELC
Sandia right fork at Pwr Plant	11/13/2019	WS	UF	INIT	REG	SVOC	SW-846:8270D	Nitrosodimethylamine[N-]	62-75-9	N	3.28	—	—	3.28	µg/L	Y	U	U	N3B-2020-340	CASA-20-189551	GELC
Sandia right fork at Pwr Plant	11/13/2019	WS	UF	INIT	FD	SVOC	SW-846:8270D	Nitrosodimethylamine[N-]	62-75-9	N	3.32	—	—	3.32	µg/L	Y	U	U	N3B-2020-340	CASA-20-189555	GELC
Sandia right fork at Pwr Plant	09/04/2019	WS	UF	INIT	REG	SVOC	SW-846:8270D	Nitrosodimethylamine[N-]	62-75-9	N	3.1	—	—	3.1	µg/L	Y	U	UJ	N3B-2019-3227	CASA-19-185400	GELC
Sandia right fork at Pwr Plant	08/21/2020	WS	UF	INIT	REG	HRGC/HRMS	SW-846:8290A	Octachlorodibenzodioxin[1,2,3,4,6,7,8,9-]	3268-87-9	Y	0.0000112	—	—	0.0000274	µg/L	Y	J	J	N3B-2020-1603	CASA-20-199009	CFA
Sandia right fork at Pwr Plant	08/20/2015	WS	UF	INIT	REG	HRGC/HRMS	SW-846:8290A	Octachlorodibenzodioxin[1,2,3,4,6,7,8,9-]	3268-87-9	Y	0.0000107	—	—	0.0000345	µg/L	Y	JK	J	2015-2233	CASA-15-102642	CFA
Sandia right fork at Pwr Plant	08/21/2020	WS	F	INIT	REG	LCMS/MS	SW-846:6850	Perchlorate	ClO4	Y	0.162	—	—	0.05	µg/L	Y	J	J	N3B-2020-1601	CASA-20-199012	GELC
Sandia right fork at Pwr Plant	07/26/2019	WS	F	INIT	REG	LCMS/MS	SW-846:6850	Perchlorate	ClO4	Y	0.119	—	—	0.05	µg/L	Y	J	J	N3B-2019-2670	CASA-19-182736	GELC
Sandia right fork at Pwr Plant	07/24/2018	WS	F	INIT	REG	LCMS/MS	SW-846:6850	Perchlorate	ClO4	Y	0.177	—	—	0.05	µg/L	Y	J	J	N3B-2018-3188	CASA-18-159909	GELC
Sandia right fork at Pwr Plant	08/08/2017	WS	F	INIT	REG	LCMS/MS	SW-846:6850	Perchlorate	ClO4	Y	0.116	—	—	0.05	µg/L	Y	J	J	2017-2415	CASA-17-142031	GELC
Sandia right fork at Pwr Plant	08/08/2017	WS	F	INIT	FD	LCMS/MS	SW-846:6850	Perchlorate	ClO4	Y	0.112	—	—	0.05	µg/L	Y	J	J	2017-2415	CASA-17-142040	GELC

Table C-2 Analytical Detections from the Periodic Monitoring Events Reported in this Periodic Monitoring Report Plus Results from the Four Previous Monitoring Events if Available

Location ID	Sample Date	Sample Type	Field Preparation Code	Analysis Type Code	Sample Purpose	Method Category	Lab Method	Parameter Name	Parameter Code	Detected	Report Result	Lab Uncertainty	Report MDA	Report MDL	Report Unit	Best Value	Lab Qualifier	Validation Qualifier	COC #	Field Sample ID	Lab ID
Sandia right fork at Pwr Plant	08/08/2016	WS	F	INIT	REG	LCMS/MS	SW-846:6850	Perchlorate	ClO4	Y	0.18	—	—	0.05	µg/L	Y	J	J	2016-1992	CASA-16-124350	GELC
Sandia right fork at Pwr Plant	08/08/2016	WS	F	INIT	FD	LCMS/MS	SW-846:6850	Perchlorate	ClO4	Y	0.18	—	—	0.05	µg/L	Y	J	J	2016-1992	CASA-16-124312	GELC
Sandia right fork at Pwr Plant	08/21/2020	WS	UF	INIT	REG	LCMS/MS	EPA:537M	Perfluorohexanesulfonic acid	355-46-4	Y	7.79	—	—	0.569	ng/L	Y	—	NQ	N3B-2020-1601	CASA-20-199009	GELC
Sandia right fork at Pwr Plant	08/21/2020	WS	UF	INIT	REG	LCMS/MS	EPA:537M	Perfluorooctanesulfonic acid	1763-23-1	Y	95.2	—	—	0.69	ng/L	Y	—	NQ	N3B-2020-1601	CASA-20-199009	GELC
Sandia right fork at Pwr Plant	08/21/2020	WS	UF	INIT	REG	LCMS/MS	EPA:537M	Perfluorooctanoic acid	335-67-1	Y	21	—	—	0.69	ng/L	Y	—	NQ	N3B-2020-1601	CASA-20-199009	GELC
Sandia right fork at Pwr Plant	08/21/2020	WS	UF	INIT	REG	RAD	HASL-300:ISOPU	Plutonium-238	Pu-238	N	-0.0132	0.0116	0.0955	—	pCi/L	Y	U	U	N3B-2020-1601	CASA-20-199009	GELC
Sandia right fork at Pwr Plant	07/26/2019	WS	UF	INIT	REG	RAD	HASL-300:ISOPU	Plutonium-238	Pu-238	N	-0.0873	0.0818	0.41	—	pCi/L	Y	U	U	N3B-2019-2670	CASA-19-182737	GELC
Sandia right fork at Pwr Plant	07/24/2018	WS	UF	INIT	REG	RAD	HASL-300:ISOPU	Plutonium-238	Pu-238	N	0.0221	0.00947	0.0405	—	pCi/L	Y	U	U	N3B-2018-3188	CASA-18-159879	GELC
Sandia right fork at Pwr Plant	08/08/2017	WS	UF	INIT	REG	RAD	HASL-300:ISOPU	Plutonium-238	Pu-238	N	0.00768	0.00768	0.0462	—	pCi/L	Y	U	U	2017-2415	CASA-17-142038	GELC
Sandia right fork at Pwr Plant	08/08/2017	WS	UF	INIT	FD	RAD	HASL-300:ISOPU	Plutonium-238	Pu-238	N	-0.0042	0.0126	0.0379	—	pCi/L	Y	U	U	2017-2415	CASA-17-142041	GELC
Sandia right fork at Pwr Plant	08/08/2016	WS	UF	INIT	REG	RAD	HASL-300:ISOPU	Plutonium-238	Pu-238	N	0.014	0.0123	0.074	—	pCi/L	Y	U	U	2016-1992	CASA-16-124334	GELC
Sandia right fork at Pwr Plant	08/08/2016	WS	UF	INIT	FD	RAD	HASL-300:ISOPU	Plutonium-238	Pu-238	N	0	0.0103	0.0517	—	pCi/L	Y	U	U	2016-1992	CASA-16-124309	GELC
Sandia right fork at Pwr Plant	08/21/2020	WS	UF	INIT	REG	RAD	HASL-300:ISOPU	Plutonium-239/240	Pu-239/240	N	0.0132	0.0146	0.129	—	pCi/L	Y	U	U	N3B-2020-1601	CASA-20-199009	GELC
Sandia right fork at Pwr Plant	07/26/2019	WS	UF	INIT	REG	RAD	HASL-300:ISOPU	Plutonium-239/240	Pu-239/240	N	-0.216	0.1	0.448	—	pCi/L	Y	U	U	N3B-2019-2670	CASA-19-182737	GELC
Sandia right fork at Pwr Plant	07/24/2018	WS	UF	INIT	REG	RAD	HASL-300:ISOPU	Plutonium-239/240	Pu-239/240	N	0.00631	0.00893	0.064	—	pCi/L	Y	U	U	N3B-2018-3188	CASA-18-159879	GELC
Sandia right fork at Pwr Plant	08/08/2017	WS	UF	INIT	REG	RAD	HASL-300:ISOPU	Plutonium-239/240	Pu-239/240	N	0.00512	0.012	0.0458	—	pCi/L	Y	U	U	2017-2415	CASA-17-142038	GELC
Sandia right fork at Pwr Plant	08/08/2017	WS	UF	INIT	FD	RAD	HASL-300:ISOPU	Plutonium-239/240	Pu-239/240	N	-0.0084	0.00939	0.0376	—	pCi/L	Y	U	U	2017-2415	CASA-17-142041	GELC
Sandia right fork at Pwr Plant	08/08/2016	WS	UF	INIT	REG	RAD	HASL-300:ISOPU	Plutonium-239/240	Pu-239/240	N	0.0093	0.0174	0.0857	—	pCi/L	Y	U	U	2016-1992	CASA-16-124334	GELC
Sandia right fork at Pwr Plant	08/08/2016	WS	UF	INIT	FD	RAD	HASL-300:ISOPU	Plutonium-239/240	Pu-239/240	N	0.00325	0.00727	0.0599	—	pCi/L	Y	U	U	2016-1992	CASA-16-124309	GELC
Sandia right fork at Pwr Plant	08/21/2020	WS	F	INIT	REG	Inorganic	SW-846:6010C	Potassium	K	Y	9.95	—	—	0.05	mg/L	Y	—	NQ	N3B-2020-1601	CASA-20-199012	GELC
Sandia right fork at Pwr Plant	08/21/2020	WS	UF	INIT	REG	Inorganic	SW-846:6010C	Potassium	K	Y	9.91	—	—	0.05	mg/L	Y	—	NQ	N3B-2020-1601	CASA-20-199009	GELC
Sandia right fork at Pwr Plant	07/13/2020	WS	UF	INIT	REG	Inorganic	SW-846:6010C	Potassium	K	Y	13	—	—	0.05	mg/L	Y	—	NQ	N3B-2020-1266	CASA-20-205484	GELC
Sandia right fork at Pwr Plant	07/13/2020	WS	UF	INIT	FD	Inorganic	SW-846:6010C	Potassium	K	Y	13.7	—	—	0.05	mg/L	Y	—	NQ	N3B-2020-1266	CASA-20-205486	GELC
Sandia right fork at Pwr Plant	07/13/2020	WS	F	INIT	REG	Inorganic	SW-846:6010C	Potassium	K	Y	13.7	—	—	0.05	mg/L	Y	—	NQ	N3B-2020-1266	CASA-20-205485	GELC
Sandia right fork at Pwr Plant	07/13/2020	WS	F	INIT	FD	Inorganic	SW-846:6010C	Potassium	K	Y	13.3	—	—	0.05	mg/L	Y	—	NQ	N3B-2020-1266	CASA-20-205487	GELC
Sandia right fork at Pwr Plant	02/26/2020	WS	F	INIT	REG	Inorganic	SW-846:6010C	Potassium	K	Y	8.71	—	—	0.05	mg/L	Y	—	NQ	N3B-2020-949	CASA-20-194132	GELC
Sandia right fork at Pwr Plant	02/26/2020	WS	UF	INIT	REG	Inorganic	SW-846:6010C	Potassium	K	Y	9.36	—	—	0.05	mg/L	Y	—	NQ	N3B-2020-949	CASA-20-194131	GELC
Sandia right fork at Pwr Plant	11/13/2019	WS	UF	INIT	REG	Inorganic	SW-846:6010C	Potassium	K	Y	11.8	—	—	0.05	mg/L	Y	—	NQ	N3B-2020-340	CASA-20-189551	GELC

Table C-2 Analytical Detections from the Periodic Monitoring Events Reported in this Periodic Monitoring Report Plus Results from the Four Previous Monitoring Events if Available

Location ID	Sample Date	Sample Type	Field Preparation Code	Analysis Type Code	Sample Purpose	Method Category	Lab Method	Parameter Name	Parameter Code	Detected	Report Result	Lab Uncertainty	Report MDA	Report MDL	Report Unit	Best Value	Lab Qualifier	Validation Qualifier	COC #	Field Sample ID	Lab ID
Sandia right fork at Pwr Plant	11/13/2019	WS	UF	INIT	FD	Inorganic	SW-846:6010C	Potassium	K	Y	11.9	—	—	0.05	mg/L	Y	—	NQ	N3B-2020-340	CASA-20-189555	GELC
Sandia right fork at Pwr Plant	11/13/2019	WS	F	INIT	REG	Inorganic	SW-846:6010C	Potassium	K	Y	11.6	—	—	0.05	mg/L	Y	—	NQ	N3B-2020-340	CASA-20-189552	GELC
Sandia right fork at Pwr Plant	11/13/2019	WS	F	INIT	FD	Inorganic	SW-846:6010C	Potassium	K	Y	11.5	—	—	0.05	mg/L	Y	—	NQ	N3B-2020-340	CASA-20-189556	GELC
Sandia right fork at Pwr Plant	09/04/2019	WS	F	INIT	REG	Inorganic	SW-846:6010C	Potassium	K	Y	13.8	—	—	0.05	mg/L	Y	—	NQ	N3B-2019-3227	CASA-19-185397	GELC
Sandia right fork at Pwr Plant	09/04/2019	WS	UF	INIT	REG	Inorganic	SW-846:6010C	Potassium	K	Y	14.3	—	—	0.05	mg/L	Y	—	NQ	N3B-2019-3227	CASA-19-185394	GELC
Sandia right fork at Pwr Plant	08/21/2020	WS	UF	INIT	REG	RAD	EPA:901.1	Potassium-40	K-40	N	76.8	20.2	45.5	—	pCi/L	Y	UI	U	N3B-2020-1601	CASA-20-199009	GELC
Sandia right fork at Pwr Plant	07/26/2019	WS	UF	INIT	REG	RAD	EPA:901.1	Potassium-40	K-40	N	46.6	32.2	37.8	—	pCi/L	Y	UI	U	N3B-2019-2670	CASA-19-182737	GELC
Sandia right fork at Pwr Plant	07/24/2018	WS	UF	INIT	REG	RAD	EPA:901.1	Potassium-40	K-40	N	-7.67	13.7	50.9	—	pCi/L	Y	U	U	N3B-2018-3188	CASA-18-159879	GELC
Sandia right fork at Pwr Plant	08/08/2017	WS	UF	INIT	REG	RAD	EPA:901.1	Potassium-40	K-40	N	-2.38	19.7	73.4	—	pCi/L	Y	U	U	2017-2415	CASA-17-142038	GELC
Sandia right fork at Pwr Plant	08/08/2017	WS	UF	INIT	FD	RAD	EPA:901.1	Potassium-40	K-40	N	-7.98	14.4	58.5	—	pCi/L	Y	U	U	2017-2415	CASA-17-142041	GELC
Sandia right fork at Pwr Plant	08/08/2016	WS	UF	INIT	REG	RAD	EPA:901.1	Potassium-40	K-40	N	-0.0279	22.2	87.2	—	pCi/L	Y	U	U	2016-1992	CASA-16-124334	GELC
Sandia right fork at Pwr Plant	08/08/2016	WS	UF	INIT	FD	RAD	EPA:901.1	Potassium-40	K-40	N	-23.4	14.7	51.1	—	pCi/L	Y	U	U	2016-1992	CASA-16-124309	GELC
Sandia right fork at Pwr Plant	08/21/2020	WS	UF	INIT	REG	RAD	EPA:903.1	Radium-226	Ra-226	N	0.321	0.125	0.358	—	pCi/L	Y	U	U	N3B-2020-1601	CASA-20-199009	GELC
Sandia right fork at Pwr Plant	05/17/2006	WP	UF	INIT	REG	RAD	EPA:903.1	Radium-226	Ra-226	N	0.147	0.203	0.738	—	pCi/L	Y	U	U	163267	GU060500P12101	GELC
Sandia right fork at Pwr Plant	06/07/2004	WS	UF	INIT	REG	RAD	EPA:903.1	Radium-226	Ra-226	N	0.176	0.0897	0.276	—	pCi/L	Y	U	U	114589	GU04060W12101	GELC
Sandia right fork at Pwr Plant	06/07/2004	WS	UF	INIT	REG	RAD	EPA:901.1	Radium-226	Ra-226	N	2.04	3.41	6.54	—	pCi/L	Y	U	U	114589	GU04060W12101	GELC
Sandia right fork at Pwr Plant	07/23/2003	WS	UF	INIT	REG	RAD	EPA:901.1	Radium-226	Ra-226	N	2.43	4.25	7.36	—	pCi/L	Y	U	U	84890	GU03070W12101	GELC
Sandia right fork at Pwr Plant	07/23/2003	WS	UF	INIT	REG	RAD	EPA:903.1	Radium-226	Ra-226	Y	0.321	0.107	0.248	—	pCi/L	Y	—	J	84890	GU03070W12101	GELC
Sandia right fork at Pwr Plant	08/21/2020	WS	UF	INIT	REG	RAD	Generic:Radium by Calculation	Radium-226 and Radium-228	Ra-226+228	N	0.643	0.235	—	—	pCi/L	Y	—	U	N3B-2020-1601	CASA-20-199009	GELC
Sandia right fork at Pwr Plant	08/21/2020	WS	UF	INIT	REG	RAD	EPA:904	Radium-228	Ra-228	N	0.322	0.199	0.659	—	pCi/L	Y	U	U	N3B-2020-1601	CASA-20-199009	GELC
Sandia right fork at Pwr Plant	06/07/2004	WS	UF	INIT	REG	RAD	EPA:901.1	Radium-228	Ra-228	N	7.61	3.32	13.7	—	pCi/L	Y	U	U	114589	GU04060W12101	GELC
Sandia right fork at Pwr Plant	07/23/2003	WS	UF	INIT	REG	RAD	EPA:901.1	Radium-228	Ra-228	N	11.1	4.06	15	—	pCi/L	Y	U	U	84890	GU03070W12101	GELC
Sandia right fork at Pwr Plant	08/21/2020	WS	F	INIT	REG	Inorganic	SW-846:6010C	Silicon Dioxide	SiO2	Y	102	—	—	0.053	mg/L	Y	—	NQ	N3B-2020-1601	CASA-20-199012	GELC
Sandia right fork at Pwr Plant	08/21/2020	WS	UF	INIT	REG	Inorganic	SW-846:6010C	Silicon Dioxide	SiO2	Y	101	—	—	0.053	mg/L	Y	—	NQ	N3B-2020-1601	CASA-20-199009	GELC
Sandia right fork at Pwr Plant	07/13/2020	WS	UF	INIT	REG	Inorganic	SW-846:6010C	Silicon Dioxide	SiO2	Y	99.7	—	—	0.053	mg/L	Y	—	NQ	N3B-2020-1266	CASA-20-205484	GELC
Sandia right fork at Pwr Plant	07/13/2020	WS	UF	INIT	FD	Inorganic	SW-846:6010C	Silicon Dioxide	SiO2	Y	104	—	—	0.053	mg/L	Y	—	NQ	N3B-2020-1266	CASA-20-205486	GELC
Sandia right fork at Pwr Plant	07/13/2020	WS	F	INIT	REG	Inorganic	SW-846:6010C	Silicon Dioxide	SiO2	Y	104	—	—	0.053	mg/L	Y	—	NQ	N3B-2020-1266	CASA-20-205485	GELC
Sandia right fork at Pwr Plant	07/13/2020	WS	F	INIT	FD	Inorganic	SW-846:6010C	Silicon Dioxide	SiO2	Y	101	—	—	0.053	mg/L	Y	—	NQ	N3B-2020-1266	CASA-20-205487	GELC

Table C-2 Analytical Detections from the Periodic Monitoring Events Reported in this Periodic Monitoring Report Plus Results from the Four Previous Monitoring Events if Available

Location ID	Sample Date	Sample Type	Field Preparation Code	Analysis Type Code	Sample Purpose	Method Category	Lab Method	Parameter Name	Parameter Code	Detected	Report Result	Lab Uncertainty	Report MDA	Report MDL	Report Unit	Best Value	Lab Qualifier	Validation Qualifier	COC #	Field Sample ID	Lab ID
Sandia right fork at Pwr Plant	02/26/2020	WS	F	INIT	REG	Inorganic	SW-846:6010C	Silicon Dioxide	SiO2	Y	88.5	—	—	0.053	mg/L	Y	—	NQ	N3B-2020-949	CASA-20-194132	GELC
Sandia right fork at Pwr Plant	02/26/2020	WS	UF	INIT	REG	Inorganic	SW-846:6010C	Silicon Dioxide	SiO2	Y	87.4	—	—	0.053	mg/L	Y	—	NQ	N3B-2020-949	CASA-20-194131	GELC
Sandia right fork at Pwr Plant	11/13/2019	WS	UF	INIT	REG	Inorganic	SW-846:6010C	Silicon Dioxide	SiO2	Y	79	—	—	0.053	mg/L	Y	—	NQ	N3B-2020-340	CASA-20-189551	GELC
Sandia right fork at Pwr Plant	11/13/2019	WS	UF	INIT	FD	Inorganic	SW-846:6010C	Silicon Dioxide	SiO2	Y	80.4	—	—	0.053	mg/L	Y	—	NQ	N3B-2020-340	CASA-20-189555	GELC
Sandia right fork at Pwr Plant	11/13/2019	WS	F	INIT	REG	Inorganic	SW-846:6010C	Silicon Dioxide	SiO2	Y	78.8	—	—	0.053	mg/L	Y	—	NQ	N3B-2020-340	CASA-20-189552	GELC
Sandia right fork at Pwr Plant	11/13/2019	WS	F	INIT	FD	Inorganic	SW-846:6010C	Silicon Dioxide	SiO2	Y	77.3	—	—	0.053	mg/L	Y	—	NQ	N3B-2020-340	CASA-20-189556	GELC
Sandia right fork at Pwr Plant	09/04/2019	WS	F	INIT	REG	Inorganic	SW-846:6010C	Silicon Dioxide	SiO2	Y	92.9	—	—	0.053	mg/L	Y	—	NQ	N3B-2019-3227	CASA-19-185397	GELC
Sandia right fork at Pwr Plant	09/04/2019	WS	UF	INIT	REG	Inorganic	SW-846:6010C	Silicon Dioxide	SiO2	Y	96.6	—	—	0.053	mg/L	Y	—	NQ	N3B-2019-3227	CASA-19-185394	GELC
Sandia right fork at Pwr Plant	08/21/2020	WS	F	INIT	REG	Inorganic	SW-846:6010C	Sodium	Na	Y	73.5	—	—	0.1	mg/L	Y	—	J-	N3B-2020-1601	CASA-20-199012	GELC
Sandia right fork at Pwr Plant	08/21/2020	WS	UF	INIT	REG	Inorganic	SW-846:6010C	Sodium	Na	Y	75.8	—	—	0.1	mg/L	Y	—	J-	N3B-2020-1601	CASA-20-199009	GELC
Sandia right fork at Pwr Plant	07/13/2020	WS	UF	INIT	REG	Inorganic	SW-846:6010C	Sodium	Na	Y	76.4	—	—	0.1	mg/L	Y	—	NQ	N3B-2020-1266	CASA-20-205484	GELC
Sandia right fork at Pwr Plant	07/13/2020	WS	UF	INIT	FD	Inorganic	SW-846:6010C	Sodium	Na	Y	80.5	—	—	0.1	mg/L	Y	—	NQ	N3B-2020-1266	CASA-20-205486	GELC
Sandia right fork at Pwr Plant	07/13/2020	WS	F	INIT	REG	Inorganic	SW-846:6010C	Sodium	Na	Y	79.8	—	—	0.1	mg/L	Y	—	NQ	N3B-2020-1266	CASA-20-205485	GELC
Sandia right fork at Pwr Plant	07/13/2020	WS	F	INIT	FD	Inorganic	SW-846:6010C	Sodium	Na	Y	78	—	—	0.1	mg/L	Y	—	NQ	N3B-2020-1266	CASA-20-205487	GELC
Sandia right fork at Pwr Plant	02/26/2020	WS	F	INIT	REG	Inorganic	SW-846:6010C	Sodium	Na	Y	46.1	—	—	0.1	mg/L	Y	—	NQ	N3B-2020-949	CASA-20-194132	GELC
Sandia right fork at Pwr Plant	02/26/2020	WS	UF	INIT	REG	Inorganic	SW-846:6010C	Sodium	Na	Y	49.4	—	—	0.1	mg/L	Y	—	NQ	N3B-2020-949	CASA-20-194131	GELC
Sandia right fork at Pwr Plant	11/13/2019	WS	UF	INIT	REG	Inorganic	SW-846:6010C	Sodium	Na	Y	62.2	—	—	0.1	mg/L	Y	—	NQ	N3B-2020-340	CASA-20-189551	GELC
Sandia right fork at Pwr Plant	11/13/2019	WS	UF	INIT	FD	Inorganic	SW-846:6010C	Sodium	Na	Y	62.9	—	—	0.1	mg/L	Y	—	NQ	N3B-2020-340	CASA-20-189555	GELC
Sandia right fork at Pwr Plant	11/13/2019	WS	F	INIT	REG	Inorganic	SW-846:6010C	Sodium	Na	Y	61.7	—	—	0.1	mg/L	Y	—	NQ	N3B-2020-340	CASA-20-189552	GELC
Sandia right fork at Pwr Plant	11/13/2019	WS	F	INIT	FD	Inorganic	SW-846:6010C	Sodium	Na	Y	61.2	—	—	0.1	mg/L	Y	—	NQ	N3B-2020-340	CASA-20-189556	GELC
Sandia right fork at Pwr Plant	09/04/2019	WS	F	INIT	REG	Inorganic	SW-846:6010C	Sodium	Na	Y	79.6	—	—	0.1	mg/L	Y	—	NQ	N3B-2019-3227	CASA-19-185397	GELC
Sandia right fork at Pwr Plant	09/04/2019	WS	UF	INIT	REG	Inorganic	SW-846:6010C	Sodium	Na	Y	82.9	—	—	0.1	mg/L	Y	—	NQ	N3B-2019-3227	CASA-19-185394	GELC
Sandia right fork at Pwr Plant	08/21/2020	WS	UF	INIT	REG	RAD	EPA:901.1	Sodium-22	Na-22	N	-0.618	1.07	4.06	—	pCi/L	Y	U	U	N3B-2020-1601	CASA-20-199009	GELC
Sandia right fork at Pwr Plant	07/26/2019	WS	UF	INIT	REG	RAD	EPA:901.1	Sodium-22	Na-22	N	-0.209	0.725	2.9	—	pCi/L	Y	U	U	N3B-2019-2670	CASA-19-182737	GELC
Sandia right fork at Pwr Plant	07/24/2018	WS	UF	INIT	REG	RAD	EPA:901.1	Sodium-22	Na-22	N	-0.866	0.746	2.62	—	pCi/L	Y	U	U	N3B-2018-3188	CASA-18-159879	GELC
Sandia right fork at Pwr Plant	08/08/2017	WS	UF	INIT	REG	RAD	EPA:901.1	Sodium-22	Na-22	N	1.24	1.38	5.96	—	pCi/L	Y	U	U	2017-2415	CASA-17-142038	GELC
Sandia right fork at Pwr Plant	08/08/2017	WS	UF	INIT	FD	RAD	EPA:901.1	Sodium-22	Na-22	N	-0.0344	1.17	4.64	—	pCi/L	Y	U	U	2017-2415	CASA-17-142041	GELC
Sandia right fork at Pwr Plant	08/08/2016	WS	UF	INIT	REG	RAD	EPA:901.1	Sodium-22	Na-22	N	-2.15	1.78	5.99	—	pCi/L	Y	U	U	2016-1992	CASA-16-124334	GELC

Table C-2 Analytical Detections from the Periodic Monitoring Events Reported in this Periodic Monitoring Report Plus Results from the Four Previous Monitoring Events if Available

Location ID	Sample Date	Sample Type	Field Preparation Code	Analysis Type Code	Sample Purpose	Method Category	Lab Method	Parameter Name	Parameter Code	Detected	Report Result	Lab Uncertainty	Report MDA	Report MDL	Report Unit	Best Value	Lab Qualifier	Validation Qualifier	COC #	Field Sample ID	Lab ID
Sandia right fork at Pwr Plant	08/08/2016	WS	UF	INIT	FD	RAD	EPA:901.1	Sodium-22	Na-22	N	-1.45	1.7	6.08	—	pCi/L	Y	U	U	2016-1992	CASA-16-124309	GELC
Sandia right fork at Pwr Plant	08/21/2020	WS	F	INIT	REG	General Chemistry	EPA:120.1	Specific Conductance	SPEC_CONDC	Y	496	—	—	1	µS/cm	Y	—	NQ	N3B-2020-1601	CASA-20-199012	GELC
Sandia right fork at Pwr Plant	07/26/2019	WS	F	INIT	REG	General Chemistry	EPA:120.1	Specific Conductance	SPEC_CONDC	Y	551	—	—	1	µS/cm	Y	—	NQ	N3B-2019-2670	CASA-19-182736	GELC
Sandia right fork at Pwr Plant	07/24/2018	WS	F	INIT	REG	General Chemistry	EPA:120.1	Specific Conductance	SPEC_CONDC	Y	319	—	—	1	µS/cm	Y	—	NQ	N3B-2018-3188	CASA-18-159909	GELC
Sandia right fork at Pwr Plant	08/08/2017	WS	F	INIT	REG	General Chemistry	EPA:120.1	Specific Conductance	SPEC_CONDC	Y	410	—	—	1	µS/cm	Y	—	NQ	2017-2415	CASA-17-142031	GELC
Sandia right fork at Pwr Plant	08/08/2017	WS	F	INIT	FD	General Chemistry	EPA:120.1	Specific Conductance	SPEC_CONDC	Y	419	—	—	1	µS/cm	Y	—	NQ	2017-2415	CASA-17-142040	GELC
Sandia right fork at Pwr Plant	08/08/2016	WS	F	INIT	REG	General Chemistry	EPA:120.1	Specific Conductance	SPEC_CONDC	Y	261	—	—	3.63	µS/cm	Y	—	NQ	2016-1992	CASA-16-124350	GELC
Sandia right fork at Pwr Plant	08/08/2016	WS	F	INIT	FD	General Chemistry	EPA:120.1	Specific Conductance	SPEC_CONDC	Y	263	—	—	3.63	µS/cm	Y	—	NQ	2016-1992	CASA-16-124312	GELC
Sandia right fork at Pwr Plant	08/21/2020	WS	F	INIT	REG	Inorganic	SW-846:6010C	Strontium	Sr	Y	77.9	—	—	1	µg/L	Y	—	NQ	N3B-2020-1601	CASA-20-199012	GELC
Sandia right fork at Pwr Plant	08/21/2020	WS	UF	INIT	REG	Inorganic	SW-846:6010C	Strontium	Sr	Y	80.6	—	—	1	µg/L	Y	—	NQ	N3B-2020-1601	CASA-20-199009	GELC
Sandia right fork at Pwr Plant	07/13/2020	WS	UF	INIT	REG	Inorganic	SW-846:6010C	Strontium	Sr	Y	72.1	—	—	1	µg/L	Y	—	NQ	N3B-2020-1266	CASA-20-205484	GELC
Sandia right fork at Pwr Plant	07/13/2020	WS	UF	INIT	FD	Inorganic	SW-846:6010C	Strontium	Sr	Y	76	—	—	1	µg/L	Y	—	NQ	N3B-2020-1266	CASA-20-205486	GELC
Sandia right fork at Pwr Plant	07/13/2020	WS	F	INIT	REG	Inorganic	SW-846:6010C	Strontium	Sr	Y	75.1	—	—	1	µg/L	Y	—	NQ	N3B-2020-1266	CASA-20-205485	GELC
Sandia right fork at Pwr Plant	07/13/2020	WS	F	INIT	FD	Inorganic	SW-846:6010C	Strontium	Sr	Y	73.5	—	—	1	µg/L	Y	—	NQ	N3B-2020-1266	CASA-20-205487	GELC
Sandia right fork at Pwr Plant	02/26/2020	WS	F	INIT	REG	Inorganic	SW-846:6010C	Strontium	Sr	Y	55.4	—	—	1	µg/L	Y	—	NQ	N3B-2020-949	CASA-20-194132	GELC
Sandia right fork at Pwr Plant	02/26/2020	WS	UF	INIT	REG	Inorganic	SW-846:6010C	Strontium	Sr	Y	58.4	—	—	1	µg/L	Y	—	NQ	N3B-2020-949	CASA-20-194131	GELC
Sandia right fork at Pwr Plant	11/13/2019	WS	UF	INIT	REG	Inorganic	SW-846:6010C	Strontium	Sr	Y	76	—	—	1	µg/L	Y	—	NQ	N3B-2020-340	CASA-20-189551	GELC
Sandia right fork at Pwr Plant	11/13/2019	WS	UF	INIT	FD	Inorganic	SW-846:6010C	Strontium	Sr	Y	77.5	—	—	1	µg/L	Y	—	NQ	N3B-2020-340	CASA-20-189555	GELC
Sandia right fork at Pwr Plant	11/13/2019	WS	F	INIT	REG	Inorganic	SW-846:6010C	Strontium	Sr	Y	74.8	—	—	1	µg/L	Y	—	NQ	N3B-2020-340	CASA-20-189552	GELC
Sandia right fork at Pwr Plant	11/13/2019	WS	F	INIT	FD	Inorganic	SW-846:6010C	Strontium	Sr	Y	74.4	—	—	1	µg/L	Y	—	NQ	N3B-2020-340	CASA-20-189556	GELC
Sandia right fork at Pwr Plant	09/04/2019	WS	F	INIT	REG	Inorganic	SW-846:6010C	Strontium	Sr	Y	87.8	—	—	1	µg/L	Y	—	NQ	N3B-2019-3227	CASA-19-185397	GELC
Sandia right fork at Pwr Plant	09/04/2019	WS	UF	INIT	REG	Inorganic	SW-846:6010C	Strontium	Sr	Y	91.7	—	—	1	µg/L	Y	—	NQ	N3B-2019-3227	CASA-19-185394	GELC
Sandia right fork at Pwr Plant	08/21/2020	WS	UF	INIT	REG	RAD	EPA:905.0	Strontium-90	Sr-90	N	0.0517	0.141	0.499	—	pCi/L	Y	U	U	N3B-2020-1601	CASA-20-199009	GELC
Sandia right fork at Pwr Plant	07/26/2019	WS	UF	INIT	REG	RAD	EPA:905.0	Strontium-90	Sr-90	N	0.3	0.15	0.491	—	pCi/L	Y	U	U	N3B-2019-2670	CASA-19-182737	GELC
Sandia right fork at Pwr Plant	07/24/2018	WS	UF	INIT	REG	RAD	EPA:905.0	Strontium-90	Sr-90	N	-0.17	0.123	0.489	—	pCi/L	Y	U	U	N3B-2018-3188	CASA-18-159879	GELC
Sandia right fork at Pwr Plant	08/08/2017	WS	UF	INIT	REG	RAD	EPA:905.0	Strontium-90	Sr-90	N	-0.0789	0.105	0.423	—	pCi/L	Y	U	U	2017-2415	CASA-17-142038	GELC
Sandia right fork at Pwr Plant	08/08/2017	WS	UF	INIT	FD	RAD	EPA:905.0	Strontium-90	Sr-90	N	-0.113	0.124	0.489	—	pCi/L	Y	U	U	2017-2415	CASA-17-142041	GELC
Sandia right fork at Pwr Plant	08/08/2016	WS	UF	INIT	REG	RAD	EPA:905.0	Strontium-90	Sr-90	N	-0.178	0.115	0.493	—	pCi/L	Y	U	U	2016-1992	CASA-16-124334	GELC

Table C-2 Analytical Detections from the Periodic Monitoring Events Reported in this Periodic Monitoring Report Plus Results from the Four Previous Monitoring Events if Available

Location ID	Sample Date	Sample Type	Field Preparation Code	Analysis Type Code	Sample Purpose	Method Category	Lab Method	Parameter Name	Parameter Code	Detected	Report Result	Lab Uncertainty	Report MDA	Report MDL	Report Unit	Best Value	Lab Qualifier	Validation Qualifier	COC #	Field Sample ID	Lab ID
Sandia right fork at Pwr Plant	08/08/2016	WS	UF	INIT	FD	RAD	EPA:905.0	Strontium-90	Sr-90	N	0.116	0.132	0.466	—	pCi/L	Y	U	U	2016-1992	CASA-16-124309	GELC
Sandia right fork at Pwr Plant	08/21/2020	WS	F	INIT	REG	General Chemistry	EPA:300.0	Sulfate	SO4(-2)	Y	19.3	—	—	1.33	mg/L	Y	—	NQ	N3B-2020-1601	CASA-20-199012	GELC
Sandia right fork at Pwr Plant	07/26/2019	WS	F	INIT	REG	General Chemistry	EPA:300.0	Sulfate	SO4(-2)	Y	16.5	—	—	0.133	mg/L	Y	—	NQ	N3B-2019-2670	CASA-19-182736	GELC
Sandia right fork at Pwr Plant	02/28/2019	WS	F	INIT	REG	General Chemistry	EPA:300.0	Sulfate	SO4(-2)	Y	28.1	—	—	5.32	mg/L	Y	—	NQ	N3B-2019-990	CASA-19-166813	GELC
Sandia right fork at Pwr Plant	02/28/2019	WS	F	INIT	FD	General Chemistry	EPA:300.0	Sulfate	SO4(-2)	Y	23.1	—	—	0.266	mg/L	Y	—	NQ	N3B-2019-990	CASA-19-166826	GELC
Sandia right fork at Pwr Plant	11/29/2018	WS	F	INIT	REG	General Chemistry	EPA:300.0	Sulfate	SO4(-2)	Y	14	—	—	0.133	mg/L	Y	—	NQ	N3B-2019-588	CASA-19-164297	GELC
Sandia right fork at Pwr Plant	11/29/2018	WS	F	INIT	FD	General Chemistry	EPA:300.0	Sulfate	SO4(-2)	Y	13.4	—	—	0.133	mg/L	Y	—	NQ	N3B-2019-588	CASA-19-164301	GELC
Sandia right fork at Pwr Plant	07/24/2018	WS	F	INIT	REG	General Chemistry	EPA:300.0	Sulfate	SO4(-2)	Y	15.9	—	—	0.133	mg/L	Y	—	NQ	N3B-2018-3188	CASA-18-159909	GELC
Sandia right fork at Pwr Plant	07/24/2018	WS	F	INIT	REG	General Chemistry	EPA:300.0	Sulfate	SO4(-2)	Y	15.9	—	—	0.133	mg/L	Y	—	NQ	N3B-2018-3184	CASA-18-159927	GELC
Sandia right fork at Pwr Plant	08/21/2020	WS	F	INIT	REG	General Chemistry	EPA:160.1	Total Dissolved Solids	TDS	Y	364	—	—	3.4	mg/L	Y	—	NQ	N3B-2020-1601	CASA-20-199012	GELC
Sandia right fork at Pwr Plant	07/26/2019	WS	F	INIT	REG	General Chemistry	EPA:160.1	Total Dissolved Solids	TDS	Y	389	—	—	3.4	mg/L	Y	—	NQ	N3B-2019-2670	CASA-19-182736	GELC
Sandia right fork at Pwr Plant	07/24/2018	WS	F	INIT	REG	General Chemistry	EPA:160.1	Total Dissolved Solids	TDS	Y	233	—	—	3.4	mg/L	Y	—	NQ	N3B-2018-3188	CASA-18-159909	GELC
Sandia right fork at Pwr Plant	08/08/2017	WS	F	INIT	REG	General Chemistry	EPA:160.1	Total Dissolved Solids	TDS	Y	284	—	—	3.4	mg/L	Y	—	NQ	2017-2415	CASA-17-142031	GELC
Sandia right fork at Pwr Plant	08/08/2017	WS	F	INIT	FD	General Chemistry	EPA:160.1	Total Dissolved Solids	TDS	Y	290	—	—	3.4	mg/L	Y	—	NQ	2017-2415	CASA-17-142040	GELC
Sandia right fork at Pwr Plant	08/08/2016	WS	F	INIT	REG	General Chemistry	EPA:160.1	Total Dissolved Solids	TDS	Y	211	—	—	3.4	mg/L	Y	—	J	2016-1992	CASA-16-124350	GELC
Sandia right fork at Pwr Plant	08/08/2016	WS	F	INIT	FD	General Chemistry	EPA:160.1	Total Dissolved Solids	TDS	Y	209	—	—	3.4	mg/L	Y	—	NQ	2016-1992	CASA-16-124312	GELC
Sandia right fork at Pwr Plant	08/21/2020	WS	UF	INIT	REG	General Chemistry	SW-846:9060A	Total Organic Carbon	TOC	Y	3.34	—	—	0.33	mg/L	Y	—	NQ	N3B-2020-1601	CASA-20-199009	GELC
Sandia right fork at Pwr Plant	07/26/2019	WS	UF	INIT	REG	General Chemistry	SW-846:9060	Total Organic Carbon	TOC	Y	5.64	—	—	0.33	mg/L	Y	—	NQ	N3B-2019-2670	CASA-19-182737	GELC
Sandia right fork at Pwr Plant	07/24/2018	WS	UF	INIT	REG	General Chemistry	SW-846:9060	Total Organic Carbon	TOC	Y	5.58	—	—	0.33	mg/L	Y	—	NQ	N3B-2018-3188	CASA-18-159879	GELC
Sandia right fork at Pwr Plant	08/08/2017	WS	UF	INIT	REG	General Chemistry	SW-846:9060	Total Organic Carbon	TOC	Y	8.48	—	—	0.33	mg/L	Y	—	NQ	2017-2415	CASA-17-142038	GELC
Sandia right fork at Pwr Plant	08/08/2017	WS	UF	INIT	FD	General Chemistry	SW-846:9060	Total Organic Carbon	TOC	Y	8.29	—	—	0.33	mg/L	Y	—	NQ	2017-2415	CASA-17-142041	GELC
Sandia right fork at Pwr Plant	08/08/2016	WS	UF	INIT	REG	General Chemistry	SW-846:9060	Total Organic Carbon	TOC	Y	3.44	—	—	0.33	mg/L	Y	—	NQ	2016-1992	CASA-16-124334	GELC
Sandia right fork at Pwr Plant	08/08/2016	WS	UF	INIT	FD	General Chemistry	SW-846:9060	Total Organic Carbon	TOC	Y	3.56	—	—	0.33	mg/L	Y	—	NQ	2016-1992	CASA-16-124309	GELC
Sandia right fork at Pwr Plant	08/21/2020	WS	UF	INIT	REG	LCMS/MS	EPA:537M	Total PFAS 3a	PFAS-Tot-3a	Y	123.99	—	—	—	ng/L	Y	—	NQ	N3B-2020-1601	CASA-20-199009	GELC
Sandia right fork at Pwr Plant	08/21/2020	WS	F	INIT	REG	General Chemistry	EPA:365.4	Total Phosphate as Phosphorus	PO4-P	Y	2.16	—	—	0.02	mg/L	Y	—	J+	N3B-2020-1601	CASA-20-199012	GELC
Sandia right fork at Pwr Plant	07/26/2019	WS	F	INIT	REG	General Chemistry	EPA:365.4	Total Phosphate as Phosphorus	PO4-P	Y	4.49	—	—	0.1	mg/L	Y	—	NQ	N3B-2019-2670	CASA-19-182736	GELC
Sandia right fork at Pwr Plant	02/28/2019	WS	F	INIT	REG	General Chemistry	EPA:365.4	Total Phosphate as Phosphorus	PO4-P	Y	2.12	—	—	0.02	mg/L	Y	—	J+	N3B-2019-990	CASA-19-166813	GELC
Sandia right fork at Pwr Plant	02/28/2019	WS	F	INIT	FD	General Chemistry	EPA:365.4	Total Phosphate as Phosphorus	PO4-P	Y	2.15	—	—	0.02	mg/L	Y	—	J+	N3B-2019-990	CASA-19-166826	GELC

Table C-2 Analytical Detections from the Periodic Monitoring Events Reported in this Periodic Monitoring Report Plus Results from the Four Previous Monitoring Events if Available

Location ID	Sample Date	Sample Type	Field Preparation Code	Analysis Type Code	Sample Purpose	Method Category	Lab Method	Parameter Name	Parameter Code	Detected	Report Result	Lab Uncertainty	Report MDA	Report MDL	Report Unit	Best Value	Lab Qualifier	Validation Qualifier	COC #	Field Sample ID	Lab ID
Sandia right fork at Pwr Plant	11/29/2018	WS	F	INIT	REG	General Chemistry	EPA:365.4	Total Phosphate as Phosphorus	PO4-P	Y	1.49	—	—	0.02	mg/L	Y	—	NQ	N3B-2019-588	CASA-19-164297	GELC
Sandia right fork at Pwr Plant	11/29/2018	WS	F	INIT	FD	General Chemistry	EPA:365.4	Total Phosphate as Phosphorus	PO4-P	Y	1.51	—	—	0.02	mg/L	Y	—	NQ	N3B-2019-588	CASA-19-164301	GELC
Sandia right fork at Pwr Plant	07/24/2018	WS	F	INIT	REG	General Chemistry	EPA:365.4	Total Phosphate as Phosphorus	PO4-P	Y	1.05	—	—	0.02	mg/L	Y	—	J+	N3B-2018-3188	CASA-18-159909	GELC
Sandia right fork at Pwr Plant	07/24/2018	WS	F	INIT	REG	General Chemistry	EPA:365.4	Total Phosphate as Phosphorus	PO4-P	Y	0.965	—	—	0.02	mg/L	Y	—	J+	N3B-2018-3184	CASA-18-159927	GELC
Sandia right fork at Pwr Plant	08/21/2020	WS	F	INIT	REG	Inorganic	SW-846:6020B	Uranium	U	Y	0.351	—	—	0.067	µg/L	Y	—	NQ	N3B-2020-1601	CASA-20-199012	GELC
Sandia right fork at Pwr Plant	08/21/2020	WS	UF	INIT	REG	Inorganic	SW-846:6020B	Uranium	U	Y	0.362	—	—	0.067	µg/L	Y	—	NQ	N3B-2020-1601	CASA-20-199009	GELC
Sandia right fork at Pwr Plant	07/13/2020	WS	UF	INIT	REG	Inorganic	SW-846:6020B	Uranium	U	Y	0.284	—	—	0.067	µg/L	Y	—	NQ	N3B-2020-1266	CASA-20-205484	GELC
Sandia right fork at Pwr Plant	07/13/2020	WS	UF	INIT	FD	Inorganic	SW-846:6020B	Uranium	U	Y	0.284	—	—	0.067	µg/L	Y	—	NQ	N3B-2020-1266	CASA-20-205486	GELC
Sandia right fork at Pwr Plant	07/13/2020	WS	F	INIT	REG	Inorganic	SW-846:6020B	Uranium	U	Y	0.288	—	—	0.067	µg/L	Y	—	NQ	N3B-2020-1266	CASA-20-205485	GELC
Sandia right fork at Pwr Plant	07/13/2020	WS	F	INIT	FD	Inorganic	SW-846:6020B	Uranium	U	Y	0.283	—	—	0.067	µg/L	Y	—	NQ	N3B-2020-1266	CASA-20-205487	GELC
Sandia right fork at Pwr Plant	02/26/2020	WS	F	INIT	REG	Inorganic	SW-846:6020B	Uranium	U	Y	0.242	—	—	0.067	µg/L	Y	—	NQ	N3B-2020-949	CASA-20-194132	GELC
Sandia right fork at Pwr Plant	02/26/2020	WS	UF	INIT	REG	Inorganic	SW-846:6020B	Uranium	U	Y	0.234	—	—	0.067	µg/L	Y	—	NQ	N3B-2020-949	CASA-20-194131	GELC
Sandia right fork at Pwr Plant	11/13/2019	WS	UF	INIT	REG	Inorganic	SW-846:6020B	Uranium	U	Y	0.284	—	—	0.067	µg/L	Y	—	NQ	N3B-2020-340	CASA-20-189551	GELC
Sandia right fork at Pwr Plant	11/13/2019	WS	UF	INIT	FD	Inorganic	SW-846:6020B	Uranium	U	Y	0.27	—	—	0.067	µg/L	Y	—	NQ	N3B-2020-340	CASA-20-189555	GELC
Sandia right fork at Pwr Plant	11/13/2019	WS	F	INIT	REG	Inorganic	SW-846:6020B	Uranium	U	Y	0.262	—	—	0.067	µg/L	Y	—	NQ	N3B-2020-340	CASA-20-189552	GELC
Sandia right fork at Pwr Plant	11/13/2019	WS	F	INIT	FD	Inorganic	SW-846:6020B	Uranium	U	Y	0.253	—	—	0.067	µg/L	Y	—	NQ	N3B-2020-340	CASA-20-189556	GELC
Sandia right fork at Pwr Plant	09/04/2019	WS	F	INIT	REG	Inorganic	SW-846:6020B	Uranium	U	Y	0.299	—	—	0.067	µg/L	Y	—	NQ	N3B-2019-3227	CASA-19-185397	GELC
Sandia right fork at Pwr Plant	09/04/2019	WS	UF	INIT	REG	Inorganic	SW-846:6020B	Uranium	U	Y	0.298	—	—	0.067	µg/L	Y	—	NQ	N3B-2019-3227	CASA-19-185394	GELC
Sandia right fork at Pwr Plant	08/21/2020	WS	UF	INIT	REG	RAD	HASL-300:ISOU	Uranium-234	U-234	Y	0.145	0.0386	0.105	—	pCi/L	Y	—	NQ	N3B-2020-1601	CASA-20-199009	GELC
Sandia right fork at Pwr Plant	07/26/2019	WS	UF	INIT	REG	RAD	HASL-300:ISOU	Uranium-234	U-234	Y	0.162	0.0293	0.0831	—	pCi/L	Y	—	NQ	N3B-2019-2670	CASA-19-182737	GELC
Sandia right fork at Pwr Plant	07/24/2018	WS	UF	INIT	REG	RAD	HASL-300:ISOU	Uranium-234	U-234	N	0.0821	0.0368	0.225	—	pCi/L	Y	U	U	N3B-2018-3188	CASA-18-159879	GELC
Sandia right fork at Pwr Plant	08/08/2017	WS	UF	INIT	REG	RAD	HASL-300:ISOU	Uranium-234	U-234	Y	0.157	0.0192	0.0481	—	pCi/L	Y	—	NQ	2017-2415	CASA-17-142038	GELC
Sandia right fork at Pwr Plant	08/08/2017	WS	UF	INIT	FD	RAD	HASL-300:ISOU	Uranium-234	U-234	Y	0.182	0.0205	0.053	—	pCi/L	Y	—	NQ	2017-2415	CASA-17-142041	GELC
Sandia right fork at Pwr Plant	08/08/2016	WS	UF	INIT	REG	RAD	HASL-300:ISOU	Uranium-234	U-234	N	0.115	0.0315	0.182	—	pCi/L	Y	U	U	2016-1992	CASA-16-124334	GELC
Sandia right fork at Pwr Plant	08/08/2016	WS	UF	INIT	FD	RAD	HASL-300:ISOU	Uranium-234	U-234	N	0.118	0.0281	0.127	—	pCi/L	Y	U	U	2016-1992	CASA-16-124309	GELC
Sandia right fork at Pwr Plant	08/21/2020	WS	UF	INIT	REG	RAD	HASL-300:ISOU	Uranium-235/236	U-235/236	N	0.0118	0.0205	0.0823	—	pCi/L	Y	U	U	N3B-2020-1601	CASA-20-199009	GELC
Sandia right fork at Pwr Plant	07/26/2019	WS	UF	INIT	REG	RAD	HASL-300:ISOU	Uranium-235/236	U-235/236	N	0.000543	0.0116	0.0699	—	pCi/L	Y	U	U	N3B-2019-2670	CASA-19-182737	GELC
Sandia right fork at Pwr Plant	07/24/2018	WS	UF	INIT	REG	RAD	HASL-300:ISOU	Uranium-235/236	U-235/236	N	0.0386	0.0221	0.214	—	pCi/L	Y	U	U	N3B-2018-3188	CASA-18-159879	GELC

Table C-2 Analytical Detections from the Periodic Monitoring Events Reported in this Periodic Monitoring Report Plus Results from the Four Previous Monitoring Events if Available

Location ID	Sample Date	Sample Type	Field Preparation Code	Analysis Type Code	Sample Purpose	Method Category	Lab Method	Parameter Name	Parameter Code	Detected	Report Result	Lab Uncertainty	Report MDA	Report MDL	Report Unit	Best Value	Lab Qualifier	Validation Qualifier	COC #	Field Sample ID	Lab ID
Sandia right fork at Pwr Plant	08/08/2017	WS	UF	INIT	REG	RAD	HASL-300:ISOU	Uranium-235/236	U-235/236	N	0.0403	0.0118	0.0407	—	pCi/L	Y	U	U	2017-2415	CASA-17-142038	GELC
Sandia right fork at Pwr Plant	08/08/2017	WS	UF	INIT	FD	RAD	HASL-300:ISOU	Uranium-235/236	U-235/236	N	0.0195	0.01	0.0449	—	pCi/L	Y	U	U	2017-2415	CASA-17-142041	GELC
Sandia right fork at Pwr Plant	08/08/2016	WS	UF	INIT	REG	RAD	HASL-300:ISOU	Uranium-235/236	U-235/236	N	0	0.0184	0.163	—	pCi/L	Y	U	U	2016-1992	CASA-16-124334	GELC
Sandia right fork at Pwr Plant	08/08/2016	WS	UF	INIT	FD	RAD	HASL-300:ISOU	Uranium-235/236	U-235/236	N	-0.0157	0.0173	0.113	—	pCi/L	Y	U	U	2016-1992	CASA-16-124309	GELC
Sandia right fork at Pwr Plant	08/21/2020	WS	UF	INIT	REG	RAD	HASL-300:ISOU	Uranium-238	U-238	N	0.094	0.0298	0.0959	—	pCi/L	Y	U	U	N3B-2020-1601	CASA-20-199009	GELC
Sandia right fork at Pwr Plant	07/26/2019	WS	UF	INIT	REG	RAD	HASL-300:ISOU	Uranium-238	U-238	Y	0.105	0.0214	0.0662	—	pCi/L	Y	—	NQ	N3B-2019-2670	CASA-19-182737	GELC
Sandia right fork at Pwr Plant	07/24/2018	WS	UF	INIT	REG	RAD	HASL-300:ISOU	Uranium-238	U-238	N	0.0427	0.0253	0.156	—	pCi/L	Y	U	U	N3B-2018-3188	CASA-18-159879	GELC
Sandia right fork at Pwr Plant	08/08/2017	WS	UF	INIT	REG	RAD	HASL-300:ISOU	Uranium-238	U-238	Y	0.0673	0.0134	0.0398	—	pCi/L	Y	—	NQ	2017-2415	CASA-17-142038	GELC
Sandia right fork at Pwr Plant	08/08/2017	WS	UF	INIT	FD	RAD	HASL-300:ISOU	Uranium-238	U-238	Y	0.0629	0.0135	0.0439	—	pCi/L	Y	—	NQ	2017-2415	CASA-17-142041	GELC
Sandia right fork at Pwr Plant	08/08/2016	WS	UF	INIT	REG	RAD	HASL-300:ISOU	Uranium-238	U-238	N	0.127	0.0303	0.146	—	pCi/L	Y	U	U	2016-1992	CASA-16-124334	GELC
Sandia right fork at Pwr Plant	08/08/2016	WS	UF	INIT	FD	RAD	HASL-300:ISOU	Uranium-238	U-238	N	0.0931	0.0232	0.102	—	pCi/L	Y	U	U	2016-1992	CASA-16-124309	GELC
Sandia right fork at Pwr Plant	08/21/2020	WS	F	INIT	REG	Inorganic	SW-846:6010C	Vanadium	V	Y	10.3	—	—	1	µg/L	Y	—	NQ	N3B-2020-1601	CASA-20-199012	GELC
Sandia right fork at Pwr Plant	08/21/2020	WS	UF	INIT	REG	Inorganic	SW-846:6010C	Vanadium	V	Y	9.67	—	—	1	µg/L	Y	—	NQ	N3B-2020-1601	CASA-20-199009	GELC
Sandia right fork at Pwr Plant	07/13/2020	WS	UF	INIT	REG	Inorganic	SW-846:6010C	Vanadium	V	Y	11.1	—	—	1	µg/L	Y	—	NQ	N3B-2020-1266	CASA-20-205484	GELC
Sandia right fork at Pwr Plant	07/13/2020	WS	UF	INIT	FD	Inorganic	SW-846:6010C	Vanadium	V	Y	11.3	—	—	1	µg/L	Y	—	NQ	N3B-2020-1266	CASA-20-205486	GELC
Sandia right fork at Pwr Plant	07/13/2020	WS	F	INIT	REG	Inorganic	SW-846:6010C	Vanadium	V	Y	11.5	—	—	1	µg/L	Y	—	NQ	N3B-2020-1266	CASA-20-205485	GELC
Sandia right fork at Pwr Plant	07/13/2020	WS	F	INIT	FD	Inorganic	SW-846:6010C	Vanadium	V	Y	11	—	—	1	µg/L	Y	—	NQ	N3B-2020-1266	CASA-20-205487	GELC
Sandia right fork at Pwr Plant	02/26/2020	WS	F	INIT	REG	Inorganic	SW-846:6010C	Vanadium	V	Y	7.11	—	—	1	µg/L	Y	—	NQ	N3B-2020-949	CASA-20-194132	GELC
Sandia right fork at Pwr Plant	02/26/2020	WS	UF	INIT	REG	Inorganic	SW-846:6010C	Vanadium	V	Y	6.61	—	—	1	µg/L	Y	—	NQ	N3B-2020-949	CASA-20-194131	GELC
Sandia right fork at Pwr Plant	11/13/2019	WS	UF	INIT	REG	Inorganic	SW-846:6010C	Vanadium	V	Y	7.61	—	—	1	µg/L	Y	—	NQ	N3B-2020-340	CASA-20-189551	GELC
Sandia right fork at Pwr Plant	11/13/2019	WS	UF	INIT	FD	Inorganic	SW-846:6010C	Vanadium	V	Y	7.76	—	—	1	µg/L	Y	—	NQ	N3B-2020-340	CASA-20-189555	GELC
Sandia right fork at Pwr Plant	11/13/2019	WS	F	INIT	REG	Inorganic	SW-846:6010C	Vanadium	V	Y	7.58	—	—	1	µg/L	Y	—	NQ	N3B-2020-340	CASA-20-189552	GELC
Sandia right fork at Pwr Plant	11/13/2019	WS	F	INIT	FD	Inorganic	SW-846:6010C	Vanadium	V	Y	7.41	—	—	1	µg/L	Y	—	NQ	N3B-2020-340	CASA-20-189556	GELC
Sandia right fork at Pwr Plant	09/04/2019	WS	F	INIT	REG	Inorganic	SW-846:6010C	Vanadium	V	Y	7.96	—	—	1	µg/L	Y	—	NQ	N3B-2019-3227	CASA-19-185397	GELC
Sandia right fork at Pwr Plant	09/04/2019	WS	UF	INIT	REG	Inorganic	SW-846:6010C	Vanadium	V	Y	8.01	—	—	1	µg/L	Y	—	NQ	N3B-2019-3227	CASA-19-185394	GELC
Sandia right fork at Pwr Plant	08/21/2020	WS	F	INIT	REG	Inorganic	SW-846:6010C	Zinc	Zn	Y	39.7	—	—	3.3	µg/L	Y	—	NQ	N3B-2020-1601	CASA-20-199012	GELC
Sandia right fork at Pwr Plant	08/21/2020	WS	UF	INIT	REG	Inorganic	SW-846:6010C	Zinc	Zn	Y	50	—	—	3.3	µg/L	Y	—	NQ	N3B-2020-1601	CASA-20-199009	GELC
Sandia right fork at Pwr Plant	07/13/2020	WS	UF	INIT	REG	Inorganic	SW-846:6010C	Zinc	Zn	Y	43.2	—	—	3.3	µg/L	Y	—	J+	N3B-2020-1266	CASA-20-205484	GELC

Table C-2 Analytical Detections from the Periodic Monitoring Events Reported in this Periodic Monitoring Report Plus Results from the Four Previous Monitoring Events if Available

Location ID	Sample Date	Sample Type	Field Preparation Code	Analysis Type Code	Sample Purpose	Method Category	Lab Method	Parameter Name	Parameter Code	Detected	Report Result	Lab Uncertainty	Report MDA	Report MDL	Report Unit	Best Value	Lab Qualifier	Validation Qualifier	COC #	Field Sample ID	Lab ID
Sandia right fork at Pwr Plant	07/13/2020	WS	UF	INIT	FD	Inorganic	SW-846:6010C	Zinc	Zn	Y	42.8	—	—	3.3	µg/L	Y	—	J+	N3B-2020-1266	CASA-20-205486	GELC
Sandia right fork at Pwr Plant	07/13/2020	WS	F	INIT	REG	Inorganic	SW-846:6010C	Zinc	Zn	N	36.8	—	—	3.3	µg/L	Y	—	U	N3B-2020-1266	CASA-20-205485	GELC
Sandia right fork at Pwr Plant	07/13/2020	WS	F	INIT	FD	Inorganic	SW-846:6010C	Zinc	Zn	N	34.2	—	—	3.3	µg/L	Y	—	U	N3B-2020-1266	CASA-20-205487	GELC
Sandia right fork at Pwr Plant	02/26/2020	WS	F	INIT	REG	Inorganic	SW-846:6010C	Zinc	Zn	N	22.2	—	—	3.3	µg/L	Y	—	U	N3B-2020-949	CASA-20-194132	GELC
Sandia right fork at Pwr Plant	02/26/2020	WS	UF	INIT	REG	Inorganic	SW-846:6010C	Zinc	Zn	N	27.1	—	—	3.3	µg/L	Y	—	U	N3B-2020-949	CASA-20-194131	GELC
Sandia right fork at Pwr Plant	11/13/2019	WS	UF	INIT	REG	Inorganic	SW-846:6010C	Zinc	Zn	Y	68.2	—	—	3.3	µg/L	Y	—	NQ	N3B-2020-340	CASA-20-189551	GELC
Sandia right fork at Pwr Plant	11/13/2019	WS	UF	INIT	FD	Inorganic	SW-846:6010C	Zinc	Zn	Y	64.6	—	—	3.3	µg/L	Y	—	NQ	N3B-2020-340	CASA-20-189555	GELC
Sandia right fork at Pwr Plant	11/13/2019	WS	F	INIT	REG	Inorganic	SW-846:6010C	Zinc	Zn	Y	66.2	—	—	3.3	µg/L	Y	—	NQ	N3B-2020-340	CASA-20-189552	GELC
Sandia right fork at Pwr Plant	11/13/2019	WS	F	INIT	FD	Inorganic	SW-846:6010C	Zinc	Zn	Y	63.8	—	—	3.3	µg/L	Y	—	NQ	N3B-2020-340	CASA-20-189556	GELC
Sandia right fork at Pwr Plant	09/04/2019	WS	F	INIT	REG	Inorganic	SW-846:6010C	Zinc	Zn	Y	61	—	—	3.3	µg/L	Y	—	J+	N3B-2019-3227	CASA-19-185397	GELC
Sandia right fork at Pwr Plant	09/04/2019	WS	UF	INIT	REG	Inorganic	SW-846:6010C	Zinc	Zn	Y	54.4	—	—	3.3	µg/L	Y	—	J+	N3B-2019-3227	CASA-19-185394	GELC

Appendix D

Base Flow Results Greater Than Half of Screening Values

Zone	Location ID	Screen Depth	Sample Date	Method Category	Parameter Name	Parameter Code	Field Preparation Code	Analysis Type Code	Sample Purpose	Detected	Report Result	Method Detection Limit	Report Unit	Dilution Factor	Lab Qualifier	Validation Qualifier	Validation Reason Code	Best Value	Lab Method	Lab ID	Screening Level	Reporting Level Code	Result per Screening Level
Base Flow	Between E252 and Water at Beta	0.0	3/29/2021	Inorganic	Aluminum	Al	F[a]	INIT[b]	REG[c]	Y[d]	740	68	µg/L	1.00	—[e]	NQ[f]	NQ	Y	SW-846:6010C	GELC[g]	1305.7	NM Aqu Acute[h]	0.57
Base Flow	Between E252 and Water at Beta	0.0	3/29/2021	Inorganic	Aluminum	Al	UF[i]	INIT	REG	Y	777	68	µg/L	1.00	—	NQ	NQ	Y	SW-846:6010C	GELC	1305.7	NM Aqu Acute	0.60
Base Flow	Rio Grande at Otowi Bridge	0.0	9/3/2020	Inorganic	Aluminum	Al	UF	INIT	REG	Y	4260	68	µg/L	1.00	—	NQ	NQ	Y	SW-846:6010C	GELC	1942, 4848	NM Aqu Chronic[j], Acute	2.19; 0.88
Base Flow	Rio Grande at Otowi Bridge	0.0	4/14/2021	Inorganic	Aluminum	Al	UF	INIT	REG	Y	7150	68	µg/L	1.00	—	NQ	NQ	Y	SW-846:6010C	GELC	1942, 4848	NM Aqu Chronic, Acute	3.68; 1.47
Base Flow	Sandia right fork at Pwr Plant	0.0	8/21/2020	Inorganic	Copper	Cu	UF	INIT	REG	Y	3.84	3	µg/L	1.00	J[k]	J[l]	J_Lab[m]	Y	SW-846:6010C	GELC	6.59	NM Aqu Chronic	0.58
Base Flow	Sandia right fork at Pwr Plant	0.0	8/21/2020	Inorganic	Copper	Cu	F	INIT	REG	Y	3.37	3	µg/L	1.00	J	J	J_Lab	Y	SW-846:6010C	GELC	6.59	NM Aqu Chronic	0.51
Base Flow	Sandia right fork at Pwr Plant	0.0	8/21/2020	Inorganic	Zinc	Zn	UF	INIT	REG	Y	50	3	µg/L	1.00	—	NQ	NQ	Y	SW-846:6010C	GELC	88	NM Aqu Chronic	0.57

[a] F = Filtered.

[b] INIT = Initial.

[c] REG = Regular.

[d] Y = Yes.

[e] — = Not applicable.

[f] NQ = Not qualified.

[g] GELC = GEL Laboratories, LLC, Division of the GEL Group, Charleston, SC.

[h] NM Aqu Acute = New Mexico Water Quality Control Commission aquatic life standards for acute exposure.

[i] UF = Unfiltered.

[j] NM Aqu Chronic = New Mexico Water Quality Control Commission aquatic life standards for chronic exposure.

[k] In the Lab Qualifier column, J = The associated numerical value is an estimated quantity.

[l] In the Validation Qualifier column, J = The analyte is classified as detected, but the reported concentration value is expected to be more uncertain than usual.

[m] J_LAB = The analytical laboratory qualified the detected result as estimated because the result was less than the practical quantitation limit but greater than the method detection limit.

Appendix E

Analytical Chemistry Graphs of Screening-Value Exceedances

Note: Base flow locations are reported at 0 ft (see Table 2.0-1).

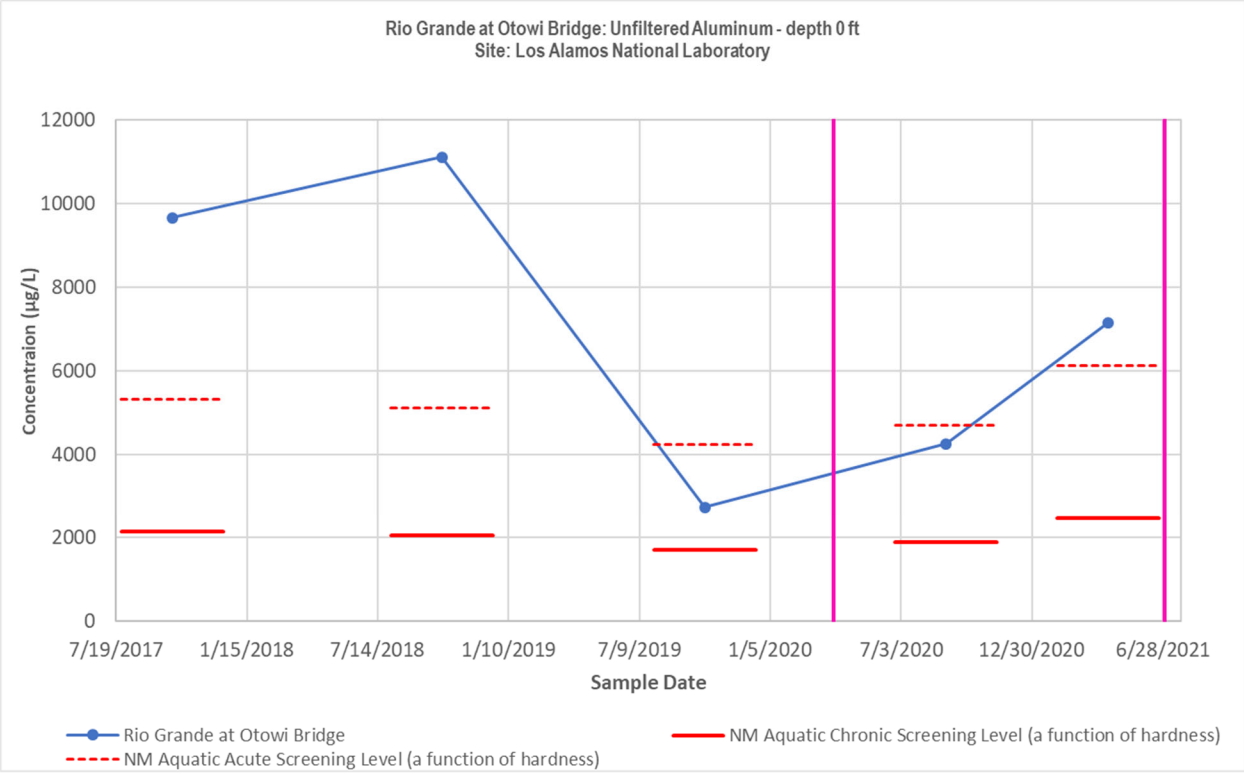

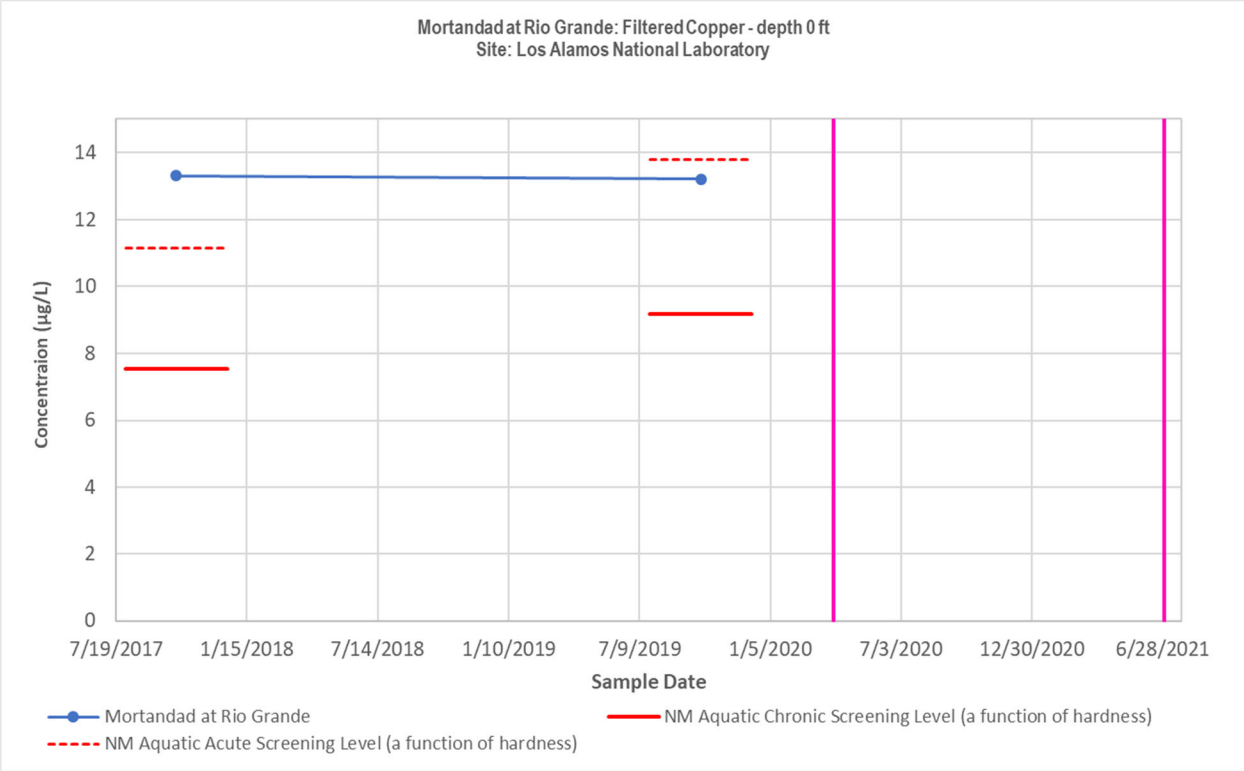

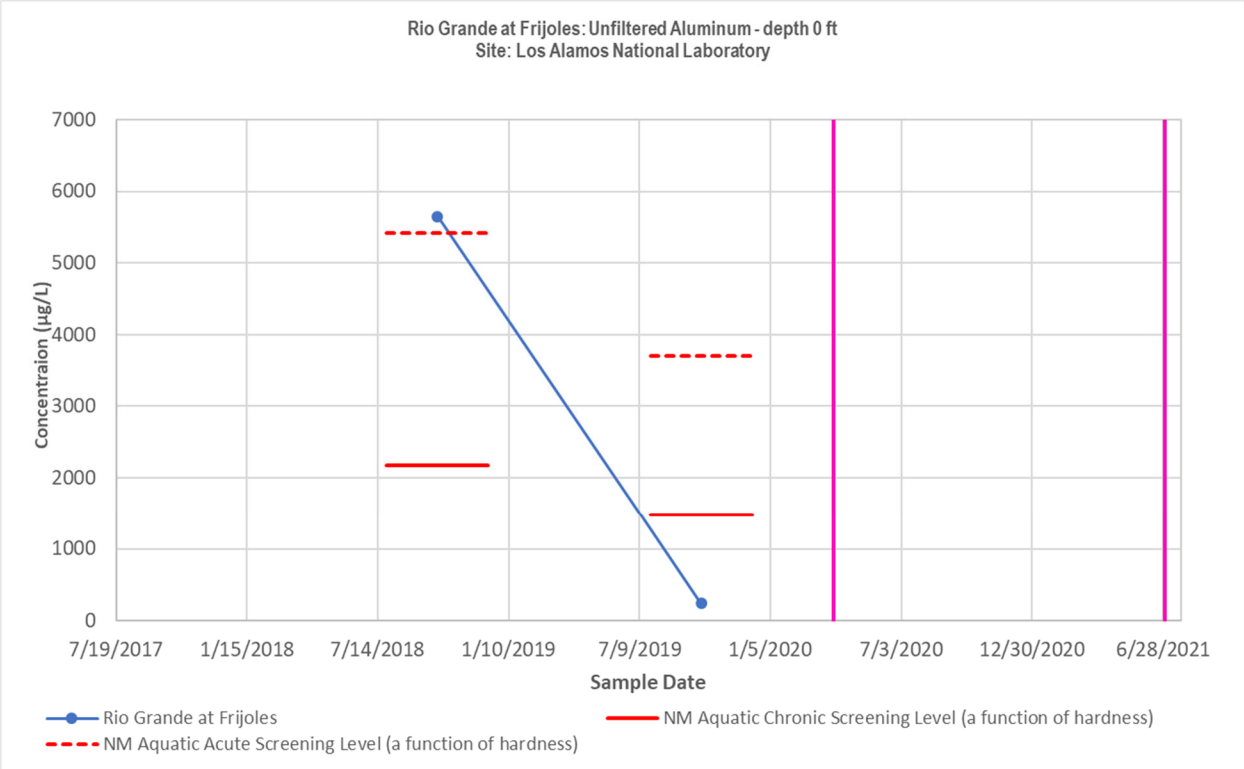
Rio Grande at Frijoles: Unfiltered Aluminum - depth 0 ft
Site: Los Alamos National Laboratory
Concentraion (µg/L)
7000
6000
5000
4000
3000
2000
1000
0
7/19/2017
1/15/2018
7/14/2018
1/10/2019
7/9/2019
1/5/2020
7/3/2020
12/30/2020
6/28/2021
Sample Date
Rio Grande at Frijoles
NM Aquatic Chronic Screening Level (a function of hardness)
NM Aquatic Acute Screening Level (a function of hardness)

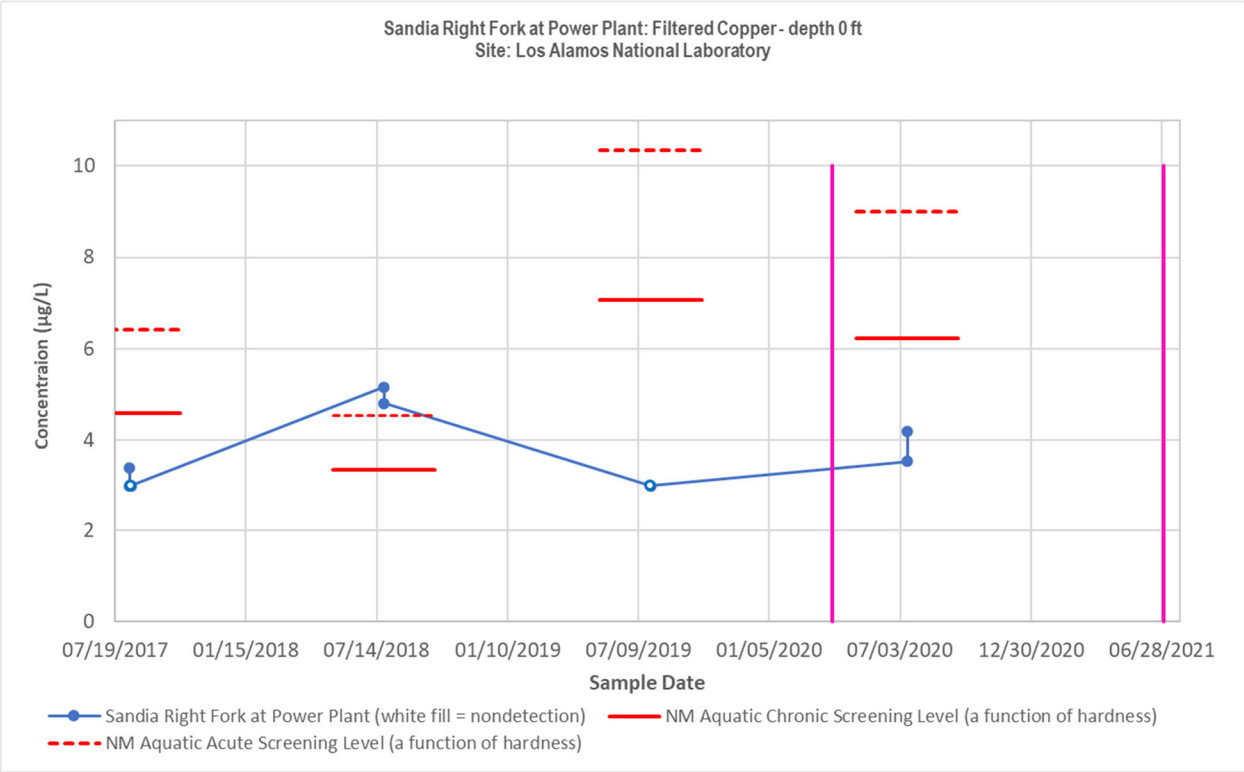
Sandia Right Fork at Power Plant: Filtered Copper - depth 0 ft
Site: Los Alamos National Laboratory
Concentraion (µg/L)
10
8
6
4
2
0
07/19/2017
01/15/2018
07/14/2018
01/10/2019
07/09/2019
01/05/2020
07/03/2020
12/30/2020
06/28/2021
Sample Date
Sandia Right Fork at Power Plant (white fill = nondetection)
NM Aquatic Chronic Screening Level (a function of hardness)
NM Aquatic Acute Screening Level (a function of hardness)

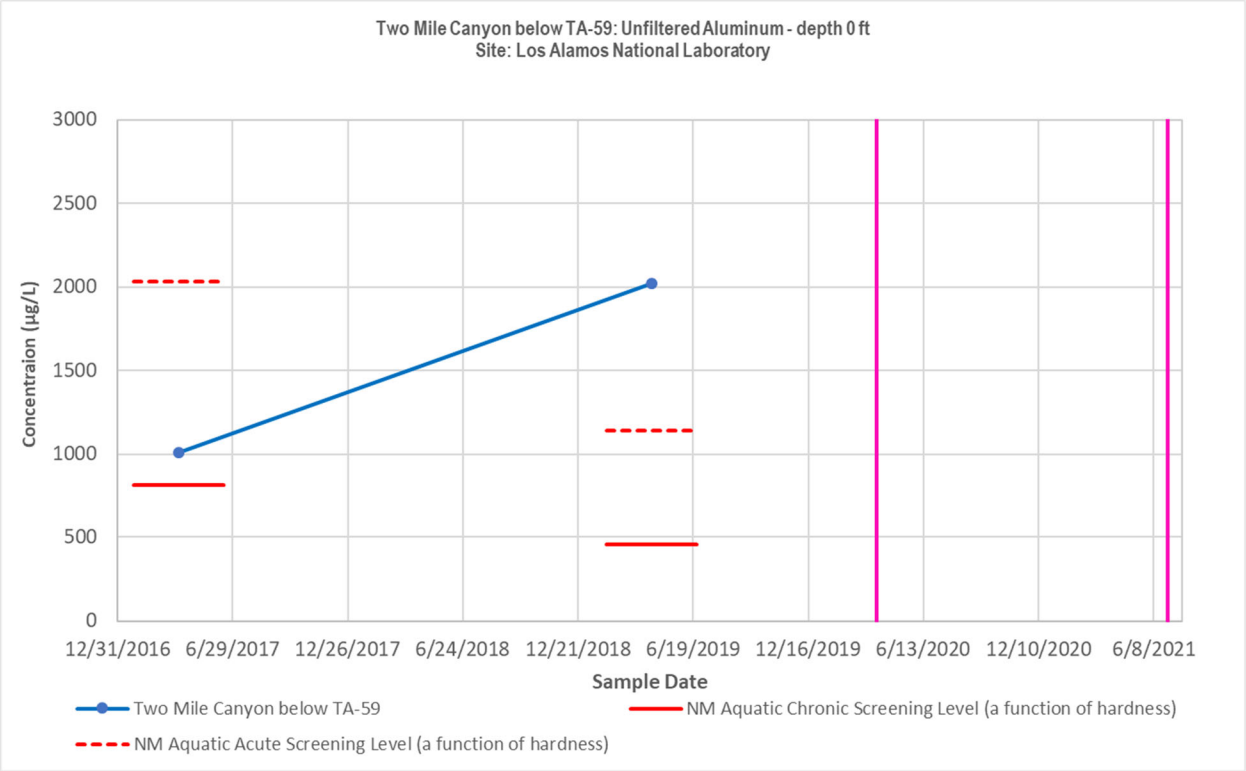
Two Mile Canyon below TA-59: Unfiltered Aluminum - depth 0 ft
Site: Los Alamos National Laboratory
Concentraion (µg/L)
3000
2500
2000
1500
1000
500
0
12/31/2016
6/29/2017
12/26/2017
6/24/2018
12/21/2018
6/19/2019
12/16/2019
6/13/2020
12/10/2020
6/8/2021
Sample Date
Two Mile Canyon below TA-59
NM Aquatic Chronic Screening Level (a function of hardness)
NM Aquatic Acute Screening Level (a function of hardness)

Appendix F

Analytical Reports
(on DVD included with this document)

DVD Table of Contents

Chain of Custody No.	Parameter Category	Lab ID	Field Sample ID	Sample Date	Location ID
N3B-2020-1273	Inorganic	GELC[a]	CAWA-20-205273	07/15/2020	Between E252 and Water at Beta
N3B-2020-1273	Inorganic	GELC	CAWA-20-205274	07/15/2020	Between E252 and Water at Beta
N3B-2020-1273	Organic	GELC	CAWA-20-205274	07/15/2020	Between E252 and Water at Beta
N3B-2020-1275	Inorganic	GELC	CAWA-20-199056	07/15/2020	Between E252 and Water at Beta
N3B-2020-1275	Inorganic	GELC	CAWA-20-199055	07/15/2020	Between E252 and Water at Beta
N3B-2020-1275	Organic	GELC	CAWA-20-199055	07/15/2020	Between E252 and Water at Beta
N3B-2020-1275	Rad[b]	GELC	CAWA-20-199055	07/15/2020	Between E252 and Water at Beta
N3B-2020-1276	Inorganic	CFA[c]	CAWA-20-199055	07/15/2020	Between E252 and Water at Beta
N3B-2020-1276	Organic	CFA	CAWA-20-199055	07/15/2020	Between E252 and Water at Beta
N3B-2020-1277	Organic	SwRI[d]	CAWA-20-199055	07/15/2020	Between E252 and Water at Beta
N3B-2020-1601	Inorganic	GELC	CASA-20-199014	08/21/2020	Sandia below Wetlands
N3B-2020-1601	Inorganic	GELC	CASA-20-199015	08/21/2020	Sandia below Wetlands
N3B-2020-1601	Inorganic	GELC	CASA-20-199009	08/21/2020	Sandia right fork at Pwr Plant
N3B-2020-1601	Inorganic	GELC	CASA-20-199012	08/21/2020	Sandia right fork at Pwr Plant
N3B-2020-1601	Organic	GELC	CASA-20-199014	08/21/2020	Sandia below Wetlands
N3B-2020-1601	Organic	GELC	CASA-20-199009	08/21/2020	Sandia right fork at Pwr Plant
N3B-2020-1601	Rad	GELC	CASA-20-199014	08/21/2020	Sandia below Wetlands
N3B-2020-1601	Rad	GELC	CASA-20-199009	08/21/2020	Sandia right fork at Pwr Plant
N3B-2020-1602	Organic	SwRI	CASA-20-199014	08/21/2020	Sandia below Wetlands
N3B-2020-1602	Organic	SwRI	CASA-20-199009	08/21/2020	Sandia right fork at Pwr Plant
N3B-2020-1603	Inorganic	CFA	CASA-20-199014	08/21/2020	Sandia below Wetlands
N3B-2020-1603	Inorganic	CFA	CASA-20-199009	08/21/2020	Sandia right fork at Pwr Plant
N3B-2020-1603	Organic	CFA	CASA-20-199014	08/21/2020	Sandia below Wetlands
N3B-2020-1603	Organic	CFA	CASA-20-199009	08/21/2020	Sandia right fork at Pwr Plant
N3B-2020-1702	Inorganic	GELC	CAWR-20-206475	09/03/2020	Rio Grande at Otowi Bridge
N3B-2020-1702	Inorganic	GELC	CAWR-20-206474	09/03/2020	Rio Grande at Otowi Bridge
N3B-2021-1070	Inorganic	GELC	CAPA-21-218366	03/16/2021	Paj bel S-N Anch E Basin conf

Chain of Custody No.	Parameter Category	Lab ID	Field Sample ID	Sample Date	Location ID
N3B-2021-1070	Inorganic	GELC	CAPA-21-218367	03/16/2021	Paj bel S-N Anch E Basin conf
N3B-2021-1070	Organic	GELC	CAPA-21-218367	03/16/2021	Paj bel S-N Anch E Basin conf
N3B-2021-1159	Inorganic	GELC	CAWA-21-218381	03/29/2021	Between E252 and Water at Beta
N3B-2021-1159	Inorganic	GELC	CAWA-21-219608	03/29/2021	Between E252 and Water at Beta
N3B-2021-1159	Organic	GELC	CAWA-21-219608	03/29/2021	Between E252 and Water at Beta
N3B-2021-13	Inorganic	GELC	CAWR-21-208737	10/01/2020	Rio Grande at Otowi Bridge
N3B-2021-13	Inorganic	GELC	CAWR-21-208738	10/01/2020	Rio Grande at Otowi Bridge
N3B-2021-13	Organic	GELC	CAWR-21-208738	10/01/2020	Rio Grande at Otowi Bridge
N3B-2021-13	Rad	GELC	CAWR-21-208738	10/01/2020	Rio Grande at Otowi Bridge
N3B-2021-1308	Inorganic	GELC	CAWR-21-221791	04/14/2021	Rio Grande at Otowi Bridge
N3B-2021-1308	Inorganic	GELC	CAWR-21-221792	04/14/2021	Rio Grande at Otowi Bridge
N3B-2021-17	Inorganic	CFA	CAWR-21-208738	10/01/2020	Rio Grande at Otowi Bridge
N3B-2021-17	Organic	CFA	CAWR-21-208738	10/01/2020	Rio Grande at Otowi Bridge
N3B-2021-24	Inorganic	GELC	CAWR-21-208734	10/05/2020	Pajarito at Rio Grande
N3B-2021-24	Inorganic	GELC	CAWR-21-208735	10/05/2020	Pajarito at Rio Grande
N3B-2021-24	Organic	GELC	CAWR-21-208735	10/05/2020	Pajarito at Rio Grande
N3B-2021-24	Rad	GELC	CAWR-21-208735	10/05/2020	Pajarito at Rio Grande
N3B-2021-25	Inorganic	CFA	CAWR-21-208735	10/05/2020	Pajarito at Rio Grande
N3B-2021-25	Organic	CFA	CAWR-21-208735	10/05/2020	Pajarito at Rio Grande
N3B-2021-26	Organic	SWRI	CAWR-21-208735	10/05/2020	Pajarito at Rio Grande
N3B-2021-45	Rad	ARSL[e]	CAWR-21-208738	10/01/2020	Rio Grande at Otowi Bridge

[a] GELC = GEL Laboratories, LLC, division of the GEL Group, Inc., Charleston, SC.

[b] Rad = Radiochemistry (not gamma).

[c] CFA = Cape Fear Analytical, LLC, Wilmington, NC, division of the GEL Group, Inc., Charleston SC.

[d] SwRI = South West Research Institute, San Antonio, TX,

[e] ARSL = American Radiation Services, Inc.

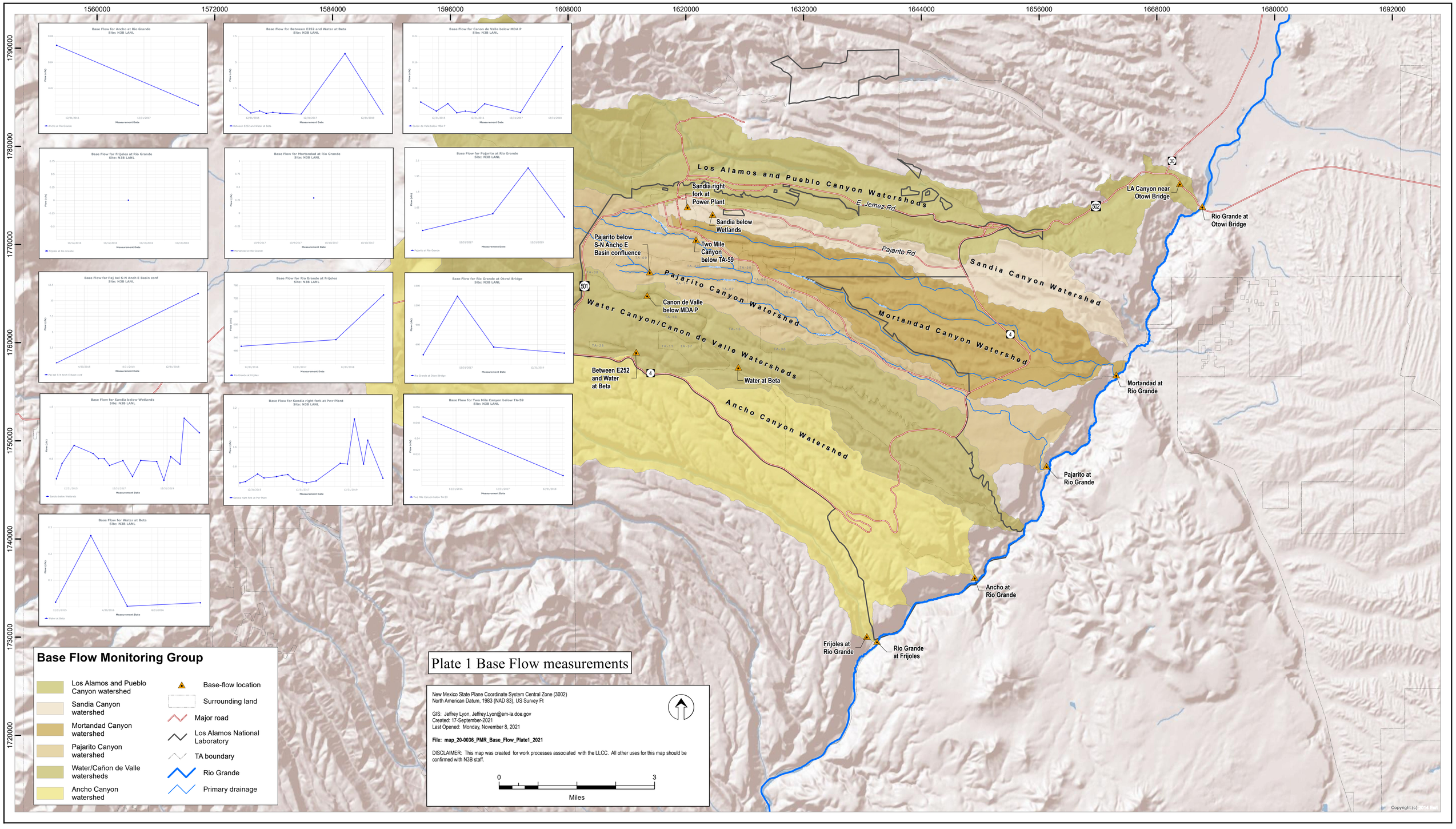
1560000
1572000
1584000
1596000
1608000
1620000
1632000
1644000
1656000
1668000
1680000
1692000
1790000
1780000
1770000
1760000
1750000
1740000
1730000
1720000
Base Flow for Ancho at Rio Grande
Site: N3B LANL
Base Flow for Between E252 and Water at Beta
Site: N3B LANL
Base Flow for Canon de Valle below MDA P
Site: N3B LANL
Base Flow for Frijoles at Rio Grande
Site: N3B LANL
Base Flow for Mortandad at Rio Grande
Site: N3B LANL
Base Flow for Pajarito at Rio Grande
Site: N3B LANL
Base Flow for Paj bel S-N Anch E Basin conf
Site: N3B LANL
Base Flow for Rio Grande at Frijoles
Site: N3B LANL
Base Flow for Rio Grande at Otowi Bridge
Site: N3B LANL
Base Flow for Sandia below Wetlands
Site: N3B LANL
Base Flow for Sandia right fork at Pwr Plant
Site: N3B LANL
Base Flow for Two Mile Canyon below TA-59
Site: N3B LANL
Base Flow for Water at Beta
Site: N3B LANL
Los Alamos and Pueblo Canyon Watersheds
E. Jemez Rd.
Pajarito Rd.
Sandia Canyon Watershed
Mortandad Canyon Watershed
Pajarito Canyon Watershed
Water Canyon/Canon de Valle Watersheds
Ancho Canyon Watershed
Sandia right fork at Power Plant
Sandia below Wetlands
Two Mile Canyon below TA-59
Pajarito below S-N Ancho E Basin confluence
Canon de Valle below MDA P
Between E252 and Water at Beta
Water at Beta
LA Canyon near Otowi Bridge
Rio Grande at Otowi Bridge
Mortandad at Rio Grande
Pajarito at Rio Grande
Ancho at Rio Grande
Frijoles at Rio Grande
Rio Grande at Frijoles
Base Flow Monitoring Group
Los Alamos and Pueblo Canyon watershed
Sandia Canyon watershed
Mortandad Canyon watershed
Pajarito Canyon watershed
Water/Cañon de Valle watersheds
Ancho Canyon watershed
Base-flow location
Surrounding land
Major road
Los Alamos National Laboratory
TA boundary
Rio Grande
Primary drainage
Plate 1 Base Flow measurements
New Mexico State Plane Coordinate System Central Zone (3002)
North American Datum, 1983 (NAD 83), US Survey Ft
GIS: Jeffrey Lyon, Jeffrey.Lyon@em-la.doe.gov
Created: 17-September-2021
Last Opened: Monday, November 8, 2021
File: map_20-0036_PMR_Base_Flow_Plate1_2021
DISCLAIMER: This map was created for work processes associated with the LLCC. All other uses for this map should be confirmed with N3B staff.
0
3
Miles
Copyright (c) 2014 Esri